

# HMIS Data Quality Report Card

Sample Reporting Period 10/1/2016 to 02/28/2017



## PROGRAM INFORMATION

Agency Name: **Lutheran Social Services of Southern California**  
 Program: **CCL CoC Permanent Supportive Housing (PSH)**

## Data Quality and Completeness

Complete and accurate records are required to ensure data quality. Required Data that is missing or not collected has a negative impact on the quality of data. The higher a programs' percentage of missing or erroneous data, the less useful the data becomes.

Demographic Data	Total Enrolled 8	
	# Missing	% Missing
First Name	0	0.00%
Last Name	0	0.00%
SSN	0	0.00%
Date of Birth	0	0.00%
Race	0	0.00%
Ethnicity	0	0.00%
Gender	0	0.00%
Veteran Status	0	0.00%
Disabling Condition	0	0.00%
Destination	0	0.00%
Relationship to HOH	0	0.00%
Client location	0	0.00%
Approximate date started	0	0.00%
Length of Stay	0	0.00%
Number of months homeless	0	0.00%
Number of times Homeless in last 3 years	0	0.00%
Prior Residence	0	0.00%
Length of Stay Less Than 7 Days	0	0.00%
On Night before Stay - Did Client stay on the streets, ES or SH	0	0.00%

Fields with values over 5% errors.  
 Fields with values 5% or less.  
 0.00% Fields with no errors.

Missing data would include "Data Not Collected" or other invalid responses. A program should have less than a 5% missing field rate in order to ensure accurate data. Missing intake and exit data needs to be reviewed by staff on a regular basis. Any additional Universal Data Element information received from the client should be entered into the Homeless Management Information System (HMIS) within a timely manner.

**HUD Policy:** A 95% standard of completeness rate for all funded homeless projects should be established and expected. Programs should work toward ensuring that 95% of all required data elements for each client served are collected and entered correctly into the HMIS.

## Data Timeliness Report


Type	0 days	1-3 days	4-6 days	7-10 days	Over 10 days	Average
Enrollment Timeliness		1		2	5	25.88
Exit Timeliness			1		2	15.67

This report calculates the difference between the program entry date specified for the client and the date the client's application was entered into the system. For example, if a client's Program Entry date of "April 4, 2016" was recorded on "April 9, 2016," then the report would calculate a 5 day lag time in recording data. The report groups the number of applications by program and has 5 buckets for the number of days an application has been lagging.

**HUD Policy:** Data entry should be current within 5 business days of intake, exit, and service provision.

# HMIS Data Quality Report Card

Sample Reporting Period 10/1/2016 to 02/28/2017



## PROGRAM INFORMATION

Agency Name: **Lutheran Social Services of Southern California**  
 Program: **CCL EFSP Private Emergency Shelter (ES)**

## Data Quality and Completeness

Complete and accurate records are required to ensure data quality. Required Data that is missing or not collected has a negative impact on the quality of data. The higher a programs' percentage of missing or erroneous data, the less useful the data becomes.

Demographic Data	Total	
	Enrolled	69
	# Missing	% Missing
First Name	0	0.00%
Last Name	0	0.00%
SSN	0	0.00%
Date of Birth	0	0.00%
Race	0	0.00%
Ethnicity	0	0.00%
Gender	0	0.00%
Veteran Status	0	0.00%
Disabling Condition	0	0.00%
Destination	0	0.00%
Relationship to HOH	0	0.00%
Client location	0	0.00%
Approximate date started	0	0.00%
Length of Stay	0	0.00%
Number of months homeless	0	0.00%
Number of times Homeless in last 3 years	0	0.00%
Prior Residence	0	0.00%

Fields with values over 5% errors.  
 Fields with values 5% or less.  
 0.00% Fields with no errors.

Missing data would include "Data Not Collected" or other invalid responses. A program should have less than a 5% missing field rate in order to ensure accurate data. Missing intake and exit data needs to be reviewed by staff on a regular basis. Any additional Universal Data Element information received from the client should be entered into the Homeless Management Information System (HMIS) within a timely manner.

**HUD Policy:** A 95% standard of completeness rate for all funded homeless projects should be established and expected. Programs should work toward ensuring that 95% of all required data elements for each client served are collected and entered correctly into the HMIS.

## Data Timeliness Report

Type	0 days	1-3 days	4-6 days	7-10 days	Over 10 days	Average
Enrollment Timeliness	1	9		7	52	25.25
Exit Timeliness		2	4	11	42	21.81

This report calculates the difference between the program entry date specified for the client and the date the client's application was entered into the system. For example, if a client's Program Entry date of "April 4, 2016" was recorded on "April 9, 2016," then the report would calculate a 5 day lag time in recording data. The report groups the number of applications by program and has 5 buckets for the number of days an application has been lagging.

**HUD Policy:** Data entry should be current within 5 business days of intake, exit, and service provision.

# HMIS Data Quality Report Card

Sample Reporting Period 10/1/2016 to 02/28/2017





## PROGRAM INFORMATION

Agency Name: **Lutheran Social Services of Southern California**  
 Program: **CCL ESG City SB (ES)**

## Data Quality and Completeness

Complete and accurate records are required to ensure data quality. Required Data that is missing or not collected has a negative impact on the quality of data. The higher a programs' percentage of missing or erroneous data, the less useful the data becomes.

Demographic Data	Total Enrolled 96	
	# Missing	% Missing
First Name	0	0.00%
Last Name	0	0.00%
SSN	0	0.00%
Date of Birth	0	0.00%
Race	0	0.00%
Ethnicity	0	0.00%
Gender	0	0.00%
Veteran Status	0	0.00%
Disabling Condition	0	0.00%
Destination	0	0.00%
Relationship to HOH	0	0.00%
Client location	0	0.00%
Approximate date started	0	0.00%
Length of Stay	0	0.00%
Number of months homeless	0	0.00%
Number of times Homeless in last 3 years	0	0.00%
Prior Residence	0	0.00%

 Fields with values over 5% errors.  
 Fields with values 5% or less.  
 0.00% Fields with no errors.

Missing data would include "Data Not Collected" or other invalid responses. A program should have less than a 5% missing field rate in order to ensure accurate data. Missing intake and exit data needs to be reviewed by staff on a regular basis. Any additional Universal Data Element information received from the client should be entered into the Homeless Management Information System (HMIS) within a timely manner.

**HUD Policy:** A 95% standard of completeness rate for all funded homeless projects should be established and expected. Programs should work toward ensuring that 95% of all required data elements for each client served are collected and entered correctly into the HMIS.

## Data Timeliness Report


Type	0 days	1-3 days	4-6 days	7-10 days	Over 10 days	Average
Enrollment Timeliness	1	10	4	6	75	23.15
Exit Timeliness		3	9	12	43	20.76

This report calculates the difference between the program entry date specified for the client and the date the client's application was entered into the system. For example, if a client's Program Entry date of "April 4, 2016" was recorded on "April 9, 2016," then the report would calculate a 5 day lag time in recording data. The report groups the number of applications by program and has 5 buckets for the number of days an application has been lagging.

**HUD Policy:** Data entry should be current within 5 business days of intake, exit, and service provision.

# HMIS Data Quality Report Card

Sample Reporting Period 10/1/2016 to 02/28/2017



## PROGRAM INFORMATION

Agency Name: **Lutheran Social Services of Southern California**  
 Program: **CCL ESG County SB (ES)**

## Data Quality and Completeness

Complete and accurate records are required to ensure data quality. Required Data that is missing or not collected has a negative impact on the quality of data. The higher a programs' percentage of missing or erroneous data, the less useful the data becomes.

Demographic Data	Total Enrolled 44	
	# Missing	% Missing
First Name	0	0.00%
Last Name	0	0.00%
SSN	0	0.00%
Date of Birth	0	0.00%
Race	0	0.00%
Ethnicity	0	0.00%
Gender	0	0.00%
Veteran Status	0	0.00%
Disabling Condition	0	0.00%
Destination	0	0.00%
Relationship to HOH	0	0.00%
Client location	0	0.00%
Approximate date started	0	0.00%
Length of Stay	0	0.00%
Number of months homeless	0	0.00%
Number of times Homeless in last 3 years	0	0.00%
Prior Residence	0	0.00%

Fields with values over 5% errors.  
 Fields with values 5% or less.  
 0.00% Fields with no errors.

Missing data would include "Data Not Collected" or other invalid responses. A program should have less than a 5% missing field rate in order to ensure accurate data. Missing intake and exit data needs to be reviewed by staff on a regular basis. Any additional Universal Data Element information received from the client should be entered into the Homeless Management Information System (HMIS) within a timely manner.

**HUD Policy:** A 95% standard of completeness rate for all funded homeless projects should be established and expected. Programs should work toward ensuring that 95% of all required data elements for each client served are collected and entered correctly into the HMIS.

## Data Timeliness Report

Type	0 days	1-3 days	4-6 days	7-10 days	Over 10 days	Average
Enrollment Timeliness		3	3	6	32	25.29
Exit Timeliness		2	3	4	26	21.31

This report calculates the difference between the program entry date specified for the client and the date the client's application was entered into the system. For example, if a client's Program Entry date of "April 4, 2016" was recorded on "April 9, 2016," then the report would calculate a 5 day lag time in recording data. The report groups the number of applications by program and has 5 buckets for the number of days an application has been lagging.

**HUD Policy:** Data entry should be current within 5 business days of intake, exit, and service provision.

# HMIS Data Quality Report Card

Sample Reporting Period 10/1/2016 to 02/28/2017

## PROGRAM INFORMATION



Agency Name: **Lutheran Social Services of Southern California**  
 Program: **CCL Men's Transitional Housing (TH)**



## Data Quality and Completeness

Complete and accurate records are required to ensure data quality. Required Data that is missing or not collected has a negative impact on the quality of data. The higher a programs' percentage of missing or erroneous data, the less useful the data becomes.

Demographic Data	Total	
	Enrolled	1
	# Missing	% Missing
First Name	0	0.00%
Last Name	0	0.00%
SSN	0	0.00%
Date of Birth	0	0.00%
Race	0	0.00%
Ethnicity	0	0.00%
Gender	0	0.00%
Veteran Status	0	0.00%
Disabling Condition	0	0.00%
Relationship to HOH	0	0.00%
Client location	0	0.00%
Approximate date started	0	0.00%
Number of times Homeless in last 3 years	0	0.00%
Prior Residence	0	0.00%

 Fields with values over 5% errors.  
 Fields with values 5% or less.  
 0.00% Fields with no errors.

Missing data would include "Data Not Collected" or other invalid responses. A program should have less than a 5% missing field rate in order to ensure accurate data. Missing intake and exit data needs to be reviewed by staff on a regular basis. Any additional Universal Data Element information received from the client should be entered into the Homeless Management Information System (HMIS) within a timely manner.

**HUD Policy:** A 95% standard of completeness rate for all funded homeless projects should be established and expected. Programs should work toward ensuring that 95% of all required data elements for each client served are collected and entered correctly into the HMIS.

## Data Timeliness Report

Type	0 days	1-3 days	4-6 days	7-10 days	Over 10 days	Average
Enrollment Timeliness					1	24
Exit Timeliness						

This report calculates the difference between the program entry date specified for the client and the date the client's application was entered into the system. For example, if a client's Program Entry date of "April 4, 2016" was recorded on "April 9, 2016," then the report would calculate a 5 day lag time in recording data. The report groups the number of applications by program and has 5 buckets for the number of days an application has been lagging.

**HUD Policy:** Data entry should be current within 5 business days of intake, exit, and service provision.

## HMIS Users



Below is a list of all HMIS Users currently active within your agency. If any user on this list has left your agency during the last reporting period, then please email the HMIS helpdesk. Users are considered inactive if they have not logged into the system for 30 days or left the agency. If a user is inactive, or if you have additional staff needing HMIS access or training, please contact HMIS.

Agency	Name	Email
Lutheran Social Services of Southern California	Jessica Esquivel	jesquivel@lsscommunitycare.org