


# HMIS Data Quality Report Card

Sample Reporting Period 10/1/2014 to 8/31/2015



## PROGRAM INFORMATION

Agency Name: **Water Of Life Community Church**  
 Program: **WOL Homeless Prevention Program (HP)**

## Data Quality and Completeness

Complete and accurate records are required to ensure data quality. Required Data that is missing or not collected has a negative impact on the quality of data. The higher a programs' percentage of missing or erroneous data, the less useful the data becomes.

Demographic Data	Total Enrolled 144	
	# Missing	% Missing
First Name	0	0.00%
Last Name	0	0.00%
SSN	0	0.00%
DOB	0	0.00%
Race	0	0.00%
Ethnicity	0	0.00%
Gender	0	0.00%
Veteran	0	0.00%
Disabling condition	0	0.00%
Length of Stay	0	0.00%
Prior Residence	0	0.00%
Destination	0	0.00%
Relationship to HOH	0	0.00%
Client location	0	0.00%
Continuously Homeless for at Least One Year	0	0.00%
Homeless Status Documented	0	0.00%
Number of Continuous Months prior to Entry	0	0.00%
Number of times Homeless in last 3 years	0	0.00%

Fields with values over 5% errors.  
 Fields with values 5% or less.  
 0.00% Fields with no errors.

Missing data would include "Data Not Collected" or other invalid responses. A program should have less than a 5% missing field rate in order to ensure accurate data. Missing intake and exit data needs to be reviewed by staff on a regular basis. Any additional Universal Data Element information received from the client should be entered into the Homeless Management Information System (HMIS) within a timely manner.


## Data Timeliness Report

Program	1 - 7 days	8 - 14 days	15 - 21 days	22 - 30 days	31 - 60 days	61 - 90 days	over 90 days
	39	5	3				

This report calculates the difference between the program entry date specified for the client and the date the client's application was entered into the system. For example, if a client's Program Entry date of "April 4, 2014" was recorded on "April 9, 2014," then the report would calculate a 5 day lag time in recording data. The report groups the number of applications by program and has 7 buckets for the number of days an application has been lagging.

# HMIS Data Quality Report Card

Sample Reporting Period 10/1/2014 to 8/31/2015



## PROGRAM INFORMATION

Agency Name: **Water Of Life Community Church**  
 Program: **WOL Rapid Re-Housing Program (RR-H)**

## Data Quality and Completeness

Complete and accurate records are required to ensure data quality. Required Data that is missing or not collected has a negative impact on the quality of data. The higher a programs' percentage of missing or erroneous data, the less useful the data becomes.

Demographic Data	Total Enrolled 18	
	# Missing	% Missing
First Name	0	0.00%
Last Name	0	0.00%
SSN	0	0.00%
DOB	0	0.00%
Race	0	0.00%
Ethnicity	0	0.00%
Gender	0	0.00%
Veteran	0	0.00%
Disabling condition	0	0.00%
Length of Stay	0	0.00%
Prior Residence	0	0.00%
Destination	0	0.00%
Relationship to HOH	0	0.00%
Client location	0	0.00%
Continuously Homeless for at Least One Year	0	0.00%
Homeless Status Documented	0	0.00%
Number of Continuous Months prior to Entry	0	0.00%
Number of times Homeless in last 3 years	0	0.00%


Fields with values over 5% errors.  
 Fields with values 5% or less.  
 0.00% Fields with no errors.

Missing data would include "Data Not Collected" or other invalid responses. A program should have less than a 5% missing field rate in order to ensure accurate data. Missing intake and exit data needs to be reviewed by staff on a regular basis. Any additional Universal Data Element information received from the client should be entered into the Homeless Management Information System (HMIS) within a timely manner.

## Data Timeliness Report

Program	1 - 7 days	8 - 14 days	15 - 21 days	22 - 30 days	31 - 60 days	61 - 90 days	over 90 days
	7				7		

This report calculates the difference between the program entry date specified for the client and the date the client's application was entered into the system. For example, if a client's Program Entry date of "April 4, 2014" was recorded on "April 9, 2014," then the report would calculate a 5 day lag time in recording data. The report groups the number of applications by program and has 7 buckets for the number of days an application has been lagging.



## HMIS Users

Below is a list of all HMIS Users currently active within your agency. If any user on this list has left your agency during the last reporting period, then please email the HMIS helpdesk. Users are considered inactive if they have not logged into the system for 30 days or left the agency. If a user is inactive, or if you have additional staff needing HMIS access or training, please contact HMIS.

Water Of Life Community Church	Julie Amaya	juliea@wateroflifecc.org
Water Of Life Community Church	Lois Levitt	loisl@wateroflifecc.org