


# HMIS Data Quality Report Card

Sample Reporting Period 10/1/2014 to 8/31/2015



## PROGRAM INFORMATION

Agency Name: **US Veterans Inc**  
 Program: **USV SSVF Homelessness Prevention - Priority 1 (HP)**

## Data Quality and Completeness

Complete and accurate records are required to ensure data quality. Required Data that is missing or not collected has a negative impact on the quality of data. The higher a programs' percentage of missing or erroneous data, the less useful the data becomes.

| Demographic Data                            | Total Enrolled 23 |           |
|---|-------------------|-----------|
|   | # Missing         | % Missing |
| First Name                                  | 0                 | 0.00%     |
| Last Name                                   | 0                 | 0.00%     |
| SSN   | 0                 | 0.00%     |
| DOB   | 0                 | 0.00%     |
| Race  | 0                 | 0.00%     |
| Ethnicity                                   | 0                 | 0.00%     |
| Gender                                      | 0                 | 0.00%     |
| Veteran                                     | 0                 | 0.00%     |
| Disabling condition                         | 0                 | 0.00%     |
| Length of Stay                              | 0                 | 0.00%     |
| Prior Residence                             | 0                 | 0.00%     |
| Destination                                 | 0                 | 0.00%     |
| Relationship to HOH                         | 0                 | 0.00%     |
| Client location                             | 0                 | 0.00%     |
| Continuously Homeless for at Least One Year | 0                 | 0.00%     |
| Homeless Status Documented                  | 0                 | 0.00%     |
| Number of Continuous Months prior to Entry  | 0                 | 0.00%     |
| Number of times Homeless in last 3 years    | 0                 | 0.00%     |

Fields with values over 5% errors.  
 Fields with values 5% or less.  
 0.00% Fields with no errors.

Missing data would include "Data Not Collected" or other invalid responses. A program should have less than a 5% missing field rate in order to ensure accurate data. Missing intake and exit data needs to be reviewed by staff on a regular basis. Any additional Universal Data Element information received from the client should be entered into the Homeless Management Information System (HMIS) within a timely manner.


## Data Timeliness Report

| Program | 1 - 7 days | 8 - 14 days | 15 - 21 days | 22 - 30 days | 31 - 60 days | 61 - 90 days | over 90 days |
|---------|------------|-------------|--------------|--------------|--------------|--------------|--------------|
|         | 10         | 10          |              | 1            |              |              |              |

This report calculates the difference between the program entry date specified for the client and the date the client's application was entered into the system. For example, if a client's Program Entry date of "April 4, 2014" was recorded on "April 9, 2014," then the report would calculate a 5 day lag time in recording data. The report groups the number of applications by program and has 7 buckets for the number of days an application has been lagging.

# HMIS Data Quality Report Card

Sample Reporting Period 10/1/2014 to 8/31/2015



## PROGRAM INFORMATION

Agency Name: **US Veterans Inc**  
 Program: **USV SSVF Homelessness Prevention (HP)**

## Data Quality and Completeness

Complete and accurate records are required to ensure data quality. Required Data that is missing or not collected has a negative impact on the quality of data. The higher a programs' percentage of missing or erroneous data, the less useful the data becomes.

| Demographic Data                            | Total Enrolled 52 |           |
|---|-------------------|-----------|
|   | # Missing         | % Missing |
| First Name                                  | 0                 | 0.00%     |
| Last Name                                   | 0                 | 0.00%     |
| SSN   | 3                 | 5.77%     |
| DOB   | 0                 | 0.00%     |
| Race  | 0                 | 0.00%     |
| Ethnicity                                   | 0                 | 0.00%     |
| Gender                                      | 0                 | 0.00%     |
| Veteran                                     | 0                 | 0.00%     |
| Disabling condition                         | 0                 | 0.00%     |
| Length of Stay                              | 0                 | 0.00%     |
| Prior Residence                             | 0                 | 0.00%     |
| Destination                                 | 0                 | 0.00%     |
| Relationship to HOH                         | 0                 | 0.00%     |
| Client location                             | 0                 | 0.00%     |
| Continuously Homeless for at Least One Year | 0                 | 0.00%     |
| Homeless Status Documented                  | 0                 | 0.00%     |
| Months Homeless Last 3 years                | 0                 | 0.00%     |
| Number of Continuous Months prior to Entry  | 0                 | 0.00%     |
| Number of times Homeless in last 3 years    | 0                 | 0.00%     |

Fields with values over 5% errors.  
 Fields with values 5% or less.  
 0.00% Fields with no errors.

Missing data would include "Data Not Collected" or other invalid responses. A program should have less than a 5% missing field rate in order to ensure accurate data. Missing intake and exit data needs to be reviewed by staff on a regular basis. Any additional Universal Data Element information received from the client should be entered into the Homeless Management Information System (HMIS) within a timely manner.


## Data Timeliness Report

| Program | 1 - 7 days | 8 - 14 days | 15 - 21 days | 22 - 30 days | 31 - 60 days | 61 - 90 days | over 90 days |
|---------|------------|-------------|--------------|--------------|--------------|--------------|--------------|
|         | 14         | 22          | 10           | 5            |              |              |              |

This report calculates the difference between the program entry date specified for the client and the date the client's application was entered into the system. For example, if a client's Program Entry date of "April 4, 2014" was recorded on "April 9, 2014," then the report would calculate a 5 day lag time in recording data. The report groups the number of applications by program and has 7 buckets for the number of days an application has been lagging.

## HMIS Data Quality Report Card

Sample Reporting Period 10/1/2014 to 8/31/2015



### PROGRAM INFORMATION

Agency Name: **US Veterans Inc**  
 Program: **USV SSVF Rapid Re-Housing (RR-H)**

### Data Quality and Completeness

Complete and accurate records are required to ensure data quality. Required Data that is missing or not collected has a negative impact on the quality of data. The higher a programs' percentage of missing or erroneous data, the less useful the data becomes.

| Demographic Data                            | Total Enrolled 91 |           |
|---|-------------------|-----------|
|   | # Missing         | % Missing |
| First Name                                  | 0                 | 0.00%     |
| Last Name                                   | 0                 | 0.00%     |
| SSN   | 0                 | 0.00%     |
| DOB   | 0                 | 0.00%     |
| Race  | 0                 | 0.00%     |
| Ethnicity                                   | 0                 | 0.00%     |
| Gender                                      | 0                 | 0.00%     |
| Veteran                                     | 0                 | 0.00%     |
| Disabling condition                         | 0                 | 0.00%     |
| Length of Stay                              | 0                 | 0.00%     |
| Prior Residence                             | 0                 | 0.00%     |
| Destination                                 | 0                 | 0.00%     |
| Relationship to HOH                         | 0                 | 0.00%     |
| Client location                             | 0                 | 0.00%     |
| Continuously Homeless for at Least One Year | 0                 | 0.00%     |
| Homeless Status Documented                  | 0                 | 0.00%     |
| Months Homeless Last 3 years                | 0                 | 0.00%     |
| Number of Continuous Months prior to Entry  | 0                 | 0.00%     |
| Number of times Homeless in last 3 years    | 0                 | 0.00%     |

Fields with values over 5% errors.  
 Fields with values 5% or less.  
 0.00% Fields with no errors.

Missing data would include "Data Not Collected" or other invalid responses. A program should have less than a 5% missing field rate in order to ensure accurate data. Missing intake and exit data needs to be reviewed by staff on a regular basis. Any additional Universal Data Element information received from the client should be entered into the Homeless Management Information System (HMIS) within a timely manner.

### Data Timeliness Report

| Program | 1 - 7 days | 8 - 14 days | 15 - 21 days | 22 - 30 days | 31 - 60 days | 61 - 90 days | over 90 days |
|---------|------------|-------------|--------------|--------------|--------------|--------------|--------------|
|         | 28         | 24          | 13           | 1            | 2            | 1            | 1            |

This report calculates the difference between the program entry date specified for the client and the date the client's application was entered into the system. For example, if a client's Program Entry date of "April 4, 2014" was recorded on "April 9, 2014," then the report would calculate a 5 day lag time in recording data. The report groups the number of applications by program and has 7 buckets for the number of days an application has been lagging.

# HMIS Data Quality Report Card

Sample Reporting Period 10/1/2014 to 8/31/2015

## PROGRAM INFORMATION

Agency Name: **US Veterans Inc**

Program: **USV SSVF Rapid Re-Housing - Priority 1 (RR-H)**



## Data Quality and Completeness

Complete and accurate records are required to ensure data quality. Required Data that is missing or not collected has a negative impact on the quality of data. The higher a programs' percentage of missing or erroneous data, the less useful the data becomes.

| Demographic Data                            | Total<br>Enrolled 37 |           |
|---|----------------------|-----------|
|   | # Missing            | % Missing |
| First Name                                  | 0                    | 0.00%     |
| Last Name                                   | 0                    | 0.00%     |
| SSN   | 0                    | 0.00%     |
| DOB   | 0                    | 0.00%     |
| Race  | 0                    | 0.00%     |
| Ethnicity                                   | 0                    | 0.00%     |
| Gender                                      | 0                    | 0.00%     |
| Veteran                                     | 0                    | 0.00%     |
| Disabling condition                         | 0                    | 0.00%     |
| Length of Stay                              | 0                    | 0.00%     |
| Prior Residence                             | 0                    | 0.00%     |
| Destination                                 | 0                    | 0.00%     |
| Relationship to HOH                         | 0                    | 0.00%     |
| Client location                             | 0                    | 0.00%     |
| Continuously Homeless for at Least One Year | 0                    | 0.00%     |
| Homeless Status Documented                  | 0                    | 0.00%     |
| Months Homeless Last 3 years                | 0                    | 0.00%     |
| Number of Continuous Months prior to Entry  | 0                    | 0.00%     |
| Number of Months                            | 0                    | 0.00%     |
| Number of times Homeless in last 3 years    | 0                    | 0.00%     |

Fields with values over 5% errors.  
 Fields with values 5% or less.  
 0.00% Fields with no errors.

Missing data would include "Data Not Collected" or other invalid responses. A program should have less than a 5% missing field rate in order to ensure accurate data. Missing intake and exit data needs to be reviewed by staff on a regular basis. Any additional Universal Data Element information received from the client should be entered into the Homeless Management Information System (HMIS) within a timely manner.


## Data Timeliness Report

| Program | 1 - 7 days | 8 - 14 days | 15 - 21 days | 22 - 30 days | 31 - 60 days | 61 - 90 days | over 90 days |
|---------|------------|-------------|--------------|--------------|--------------|--------------|--------------|
|         | 12         | 14          |              | 1            | 7            |              |              |

This report calculates the difference between the program entry date specified for the client and the date the client's application was entered into the system. For example, if a client's Program Entry date of "April 4, 2014" was recorded on "April 9, 2014," then the report would calculate a 5 day lag time in recording data. The report groups the number of applications by program and has 7 buckets for the number of days an application has been lagging.

## HMIS Data Quality Report Card

Sample Reporting Period 10/1/2014 to 8/31/2015



### PROGRAM INFORMATION

Agency Name: **US Veterans Inc**  
 Program: **USV Veterans Permanent Supportive Housing (PSH)**

### Data Quality and Completeness

Complete and accurate records are required to ensure data quality. Required Data that is missing or not collected has a negative impact on the quality of data. The higher a programs' percentage of missing or erroneous data, the less useful the data becomes.

| Demographic Data                            | Total     |           |
|---|-----------|-----------|
|   | Enrolled  | 14        |
|   | # Missing | % Missing |
| First Name                                  | 0         | 0.00%     |
| Last Name                                   | 0         | 0.00%     |
| SSN   | 0         | 0.00%     |
| DOB   | 0         | 0.00%     |
| Race  | 0         | 0.00%     |
| Ethnicity                                   | 0         | 0.00%     |
| Gender                                      | 0         | 0.00%     |
| Veteran                                     | 0         | 0.00%     |
| Disabling condition                         | 0         | 0.00%     |
| Length of Stay                              | 0         | 0.00%     |
| Prior Residence                             | 0         | 0.00%     |
| Destination                                 | 0         | 0.00%     |
| Relationship to HOH                         | 0         | 0.00%     |
| Client location                             | 0         | 0.00%     |
| Continuously Homeless for at Least One Year | 0         | 0.00%     |
| Homeless Status Documented                  | 0         | 0.00%     |
| Months Homeless Last 3 years                | 0         | 0.00%     |
| Number of Continuous Months prior to Entry  | 0         | 0.00%     |
| Number of Months                            | 0         | 0.00%     |
| Number of times Homeless in last 3 years    | 0         | 0.00%     |

Fields with values over 5% errors.  
 Fields with values 5% or less.  
 0.00% Fields with no errors.

Missing data would include "Data Not Collected" or other invalid responses. A program should have less than a 5% missing field rate in order to ensure accurate data. Missing intake and exit data needs to be reviewed by staff on a regular basis. Any additional Universal Data Element information received from the client should be entered into the Homeless Management Information System (HMIS) within a timely manner.

### Data Timeliness Report

| Program | 1 - 7 days | 8 - 14 days | 15 - 21 days | 22 - 30 days | 31 - 60 days | 61 - 90 days | over 90 days |
|---------|------------|-------------|--------------|--------------|--------------|--------------|--------------|
|         | 1          | 1           | 1            |              | 3            | 1            | 5            |

This report calculates the difference between the program entry date specified for the client and the date the client's application was entered into the system. For example, if a client's Program Entry date of "April 4, 2014" was recorded on "April 9, 2014," then the report would calculate a 5 day lag time in recording data. The report groups the number of applications by program and has 7 buckets for the number of days an application has been lagging.



## HMIS Users

Below is a list of all HMIS Users currently active within your agency. If any user on this list has left your agency during the last reporting period, then please email the HMIS helpdesk. Users are considered inactive if they have not logged into the system for 30 days or left the agency. If a user is inactive, or if you have additional staff needing HMIS access or training, please contact HMIS.

|                 |                  |  |
|-----------------|------------------|--|
| US Veterans Inc | Raushanah Walker | <a href="mailto:rwalker@usvetsinc.org">rwalker@usvetsinc.org</a> |
| US Veterans Inc | Tina Alfaro      | <a href="mailto:talfaro@usvetsinc.org">talfaro@usvetsinc.org</a> |