

HMIS Data Quality Report Card

Sample Reporting Period 10/1/2014 to 8/31/2015

PROGRAM INFORMATION

Agency Name: **Knowledge & Education For Your Success**

Program: **KEY SSVF Homelessness Prevention - Category 1 (HP)**



Data Quality and Completeness

Complete and accurate records are required to ensure data quality. Required Data that is missing or not collected has a negative impact on the quality of data. The higher a programs' percentage of missing or erroneous data, the less useful the data becomes.

Demographic Data	Total	
	Enrolled	66
	# Missing	% Missing
First Name	0	0.00%
Last Name	0	0.00%
SSN	0	0.00%
DOB	0	0.00%
Race	0	0.00%
Ethnicity	0	0.00%
Gender	0	0.00%
Veteran	0	0.00%
Disabling condition	0	0.00%
Length of Stay	0	0.00%
Prior Residence	0	0.00%
Destination	0	0.00%
Relationship to HOH	0	0.00%
Client location	0	0.00%
Cont. Homeless for at least one year	0	0.00%
Homeless Status Documented	0	0.00%
Months Homeless Last 3 years	0	0.00%
Number of Continuous Months prior to Entry	0	0.00%
Number of times Homeless in last 3 years	0	0.00%

Fields with values over 5% errors.
 Fields with values 5% or less.
 0.00% Fields with no errors.

Missing data would include "Data Not Collected" or other invalid responses. A program should have less than a 5% missing field rate in order to ensure accurate data. Missing intake and exit data needs to be reviewed by staff on a regular basis. Any additional Universal Data Element information received from the client should be entered into the Homeless Management Information System (HMIS) within a timely manner.

Data Timeliness Report

Program	1 - 7 days	8 - 14 days	15 - 21 days	22 - 30 days	31 - 60 days	61 - 90 days	over 90 days
	18	15	7	6			9

This report calculates the difference between the program entry date specified for the client and the date the client's application was entered into the system. For example, if a client's Program Entry date of "April 4, 2014" was recorded on "April 9, 2014," then the report would calculate a 5 day lag time in recording data. The report groups the number of applications by program and has 7 buckets for the number of days an application has been lagging.

HMIS Data Quality Report Card

Sample Reporting Period 10/1/2014 to 8/31/2015

PROGRAM INFORMATION



Agency Name: **Knowledge & Education For Your Success**
 Program: **KEY SSVF Rapid Re-Housing - Category 2 (RR-H)**



Data Quality and Completeness

Complete and accurate records are required to ensure data quality. Required Data that is missing or not collected has a negative impact on the quality of data. The higher a programs' percentage of missing or erroneous data, the less useful the data becomes.

Demographic Data	Total Enrolled 187	
	# Missing	% Missing
First Name	0	0.00%
Last Name	0	0.00%
SSN	0	0.00%
DOB	0	0.00%
Race	0	0.00%
Ethnicity	0	0.00%
Gender	0	0.00%
Veteran	0	0.00%
Disabling condition	0	0.00%
Length of Stay	0	0.00%
Prior Residence	0	0.00%
Destination	0	0.00%
Relationship to HOH	0	0.00%
Client location	0	0.00%
Cont. Homeless for at least one year	0	0.00%
Homeless Status Documented	0	0.00%
Months Homeless Last 3 years	0	0.00%
Number of Continuous Months prior to Entry	0	0.00%
Number of Months	0	0.00%
Number of times Homeless in last 3 years	0	0.00%

 Fields with values over 5% errors.
 Fields with values 5% or less.
 0.00% Fields with no errors.

Missing data would include "Data Not Collected" or other invalid responses. A program should have less than a 5% missing field rate in order to ensure accurate data. Missing intake and exit data needs to be reviewed by staff on a regular basis. Any additional Universal Data Element information received from the client should be entered into the Homeless Management Information System (HMIS) within a timely manner.

Data Timeliness Report

Program	1 - 7 days	8 - 14 days	15 - 21 days	22 - 30 days	31 - 60 days	61 - 90 days	over 90 days
	53	9	5	13	13	2	9

This report calculates the difference between the program entry date specified for the client and the date the client's application was entered into the system. For example, if a client's Program Entry date of "April 4, 2014" was recorded on "April 9, 2014," then the report would calculate a 5 day lag time in recording data. The report groups the number of applications by program and has 7 buckets for the number of days an application has been lagging.


HMIS Data Quality Report Card

Sample Reporting Period 10/1/2014 to 8/31/2015

PROGRAM INFORMATION

Agency Name: **Knowledge & Education For Your Success**

Program: **KEY: Housing Support Program (RR-H)**



Data Quality and Completeness

Complete and accurate records are required to ensure data quality. Required Data that is missing or not collected has a negative impact on the quality of data. The higher a programs' percentage of missing or erroneous data, the less useful the data becomes.

Demographic Data	Total Enrolled 1139	
	# Missing	% Missing
First Name	0	0.00%
Last Name	0	0.00%
SSN	2	0.18%
DOB	1	0.09%
Race	26	2.28%
Ethnicity	21	1.84%
Gender	1	0.09%
Veteran	1	0.22%
Disabling condition	10	2.19%
Length of Stay	7	1.52%
Prior Residence	15	3.26%
Destination	0	0.00%
Relationship to HOH	0	0.00%
Client location	11	3.08%
Cont. Homeless for at least one year	20	4.35%
Homeless Status Documented	35	7.61%
Months Homeless Last 3 years	0	0.00%
Number of Continuous Months prior to Entry	4	0.87%
Number of Months	0	0.00%
Number of times Homeless in last 3 years	9	1.96%

Fields with values over 5% errors.
 Fields with values 5% or less.
 0.00% Fields with no errors.

Missing data would include "Data Not Collected" or other invalid responses. A program should have less than a 5% missing field rate in order to ensure accurate data. Missing intake and exit data needs to be reviewed by staff on a regular basis. Any additional Universal Data Element information received from the client should be entered into the Homeless Management Information System (HMIS) within a timely manner.

Data Timeliness Report

Program	1 - 7 days	8 - 14 days	15 - 21 days	22 - 30 days	31 - 60 days	61 - 90 days	over 90 days
	183	97	71	72	212	150	290

This report calculates the difference between the program entry date specified for the client and the date the client's application was entered into the system. For example, if a client's Program Entry date of "April 4, 2014" was recorded on "April 9, 2014," then the report would calculate a 5 day lag time in recording data. The report groups the number of applications by program and has 7 buckets for the number of days an application has been lagging.



HMIS Users

Below is a list of all HMIS Users currently active within your agency. If any user on this list has left your agency during the last reporting period, then please email the HMIS helpdesk. Users are considered inactive if they have not logged into the system for 30 days or left the agency. If a user is inactive, or if you have additional staff needing HMIS access or training, please contact HMIS.

Knowledge & Education For Your Success	Ahmon Meadows	Ameadows@keysnonprofit.org
Knowledge & Education For Your Success	Alicia Villarreal	alicia.villarreal@hss.sbcounty.gov
Knowledge & Education For Your Success	Carla Gamboa	Cgamboa@keysnonprofit.org
Knowledge & Education For Your Success	Curtis Joshua	CJoshua@hacsb.com
Knowledge & Education For Your Success	Darnell Sirag	Darnell.Sirag@hss.sbcounty.gov
Knowledge & Education For Your Success	Felicia Facio	felicia.facio@hss.sbcounty.gov
Knowledge & Education For Your Success	Latasha Esparza	latasha.esparza@hss.sbcounty.gov
Knowledge & Education For Your Success	Lily Palacios	lpalacios@keysnonprofit.org
Knowledge & Education For Your Success	Martha Alvarez	martha.alvarez@hss.sbcounty.gov
Knowledge & Education For Your Success	Melissa McClendon	Melissa.McClendon@hss.sbcounty.gov
Knowledge & Education For Your Success	Meshawnda Roberts	meshawnda.roberts@hss.sbcounty.gov
Knowledge & Education For Your Success	Nicole Woodward	nicole.woodward@hss.sbcounty.gov
Knowledge & Education For Your Success	Rosalinda Barajas	Rosalinda.Barajas@hss.sbcounty.gov
Knowledge & Education For Your Success	Stephanie Valencia	Stephanie.Valencia@hss.sbcounty.gov
Knowledge & Education For Your Success	Veronica Medina	veronica.medina@hss.sbcounty.gov
Knowledge & Education For Your Success	Victoria Trinidad	victoria.trinidad@hss.sbcounty.gov