

HMIS Data Quality Report Card

Sample Reporting Period 12/01/2013-12/31/2013



PROGRAM INFORMATION

Agency Name: **Family Services Association (FSA)**

Type: Emergency Solutions Grant (ESG)

Data Quality and Completeness:

Complete and accurate records are needed to ensure quality data. A program's percentage of missing, unknown, invalid and refused all for all required Universal Data are used to evaluate data quality. The higher a program's percentage of missing or erroneous data, the less useful and meaningful that data becomes.

Demographic Data	Total	
	Client	Count
	75	
	# Missing	% Missing
Race	0	0.00%
Ethnicity	0	0.00%
Gender	0	0.00%
Veteran	0	0.00%
Disabling condition	0	0.00%
Residence Prior	0	0.00%
length of Stay	0	0.00%
Zip Code	0	0.00%
Housing Status	0	0.00%
Entry Date	0	0.00%
Exit Date	10	13.33%

Fields with values over 5% errors.
 Fields with values 5% or less.
 0.00% Fields with no errors.

Missing data includes responses such as: "Don't Know," "Refused," "Unknown," and invalid responses. A program should have less than 5% missing field rate in order to ensure accurate data. Missing intake and exit data needs to be reviewed by staff on a regular basis and any additional Universal Data Element information received from the consumer after intake should be entered into HMIS.

Report Name: Data Timeliness Report

Program	1-7 days	8-14 days	15-21 days	22-30 days	31-60 days	61-90 days	over 90 days
ESG	2	5	0	3	4	0	1

This report calculates the difference between the program entry date specified for the client and the date the client's application was entered into the system. For example, if a client's Program Entry date of "April 4, 2010" was recorded on April 9, 2010, then the report would calculate a 5 day lag time in recording data. The report groups the number of applications by program and has 7 buckets for the number of days an application has been lagging.

HMIS Users:

Below is a list of all HMIS Users at your agency. Please make sure that active users have logged in within the past month. If any user on this list has left your agency during the last reporting period, then please email the HMIS helpdesk. Users are considered inactive if they have not logged into the system for 30 days or left the agency. If a user is inactive, or if you have additional staff needing HMIS access or training, please contact HMIS.

User ID:	Name:	Email:	Last login:
FSA_arich	Adriane Rich	arich@cdh.sbcounty.gov	
FSA_dkamrani	Debbie Kamrani	dkamrani@cdh.sbounty.gov	
FSA_Lmawby	Linda Mawby	lmawby@rda.sbcounty.gov	6/25/2013
FSA_lthomas	Lorie Thomas	rflorie@hotmail.com	7/2/2013
fsa_meking	Mary Ellen King	rfsmaryellen@hotmail.com	
fsa_thollins	Talia Hollins	rfstalia@hotmail.com	

HMIS Data Quality Report Card

Sample Reporting Period 12/01/2013-12/31/2013



PROGRAM INFORMATION

Agency Name: **Family Services Association (FSA)**

Type: Family Supports

Data Quality and Completeness:

Complete and accurate records are needed to ensure quality data. A program's percentage of missing, unknown, invalid and refused all for all required Universal Data are used to evaluate data quality. The higher a program's percentage of missing or erroneous data, the less useful and meaningful that data becomes.

Demographic Data	Total clients:	429
Ethnicity	0	0.00%
Gender	0	0.00%
Veteran	0	0.00%
Disabling condition	0	0.00%
Residence Prior	0	0.00%
length of Stay	0	0.00%
Zip Code	0	0.00%
Housing Status	0	0.00%
Entry Date	0	0.00%
Exit Date	202	47.09%

Fields with values over 5% errors.
 Fields with values 5% or less.
 0.00% Fields with no errors.

Missing data includes responses such as: "Don't Know," "Refused," "Unknown," and invalid responses. A program should have less than 5% missing field rate in order to ensure accurate data. Missing intake and exit data needs to be reviewed by staff on a regular basis and any additional Universal Data Element information received from the consumer after intake should be entered into HMIS.

Bed Utilization

Program	Bed Count	Occupying Individuals	Percent Bed Occupancy
Family Supports	6	6	100%

*Typically, programs reporting over 105% of their beds are occupied are failing to exit clients from their HMIS.

**Typically, programs reporting that less than 65% of their beds are occupied are not entering all clients into their HMIS.

Report Name: Data Timeliness Report

Program	1 - 7 days	8 - 14 days	15 - 21 days	22 - 30 days	31 - 60 days	61 - 90 days	over 90 days
Family Supports	110	33	12	10	26	9	4

This report calculates the difference between the program entry date specified for the client and the date the client's application was entered into the system. For example, if a client's Program Entry date of "April 4, 2013" was recorded on April 9, 2013, then the report would calculate a 5 day lag time in recording data. The report groups the number of applications by program and has 7 buckets for the number of days an application has been lagging.

HMIS Data Quality Report Card

Sample Reporting Period 12/01/2013-12/31/2013



PROGRAM INFORMATION

Agency Name: **Family Services Association (FSA)**

Type: Home Again



Data Quality and Completeness:

Complete and accurate records are needed to ensure quality data. A program's percentage of missing, unknown, invalid and refused all for all required Universal Data are used to evaluate data quality. The higher a program's percentage of missing or erroneous data, the less useful and meaningful that data becomes.

Total
Clients: 6

Demographic Data

	# Missing	% Missing
Race	0	0.00%
Ethnicity	0	0.00%
Gender	0	0.00%
Veteran	0	0.00%
Disabling condition	0	0.00%
Residence Prior	0	0.00%
length of Stay	0	0.00%
Zip Code	0	0.00%
Housing Status	0	0.00%
Entry Date	0	0.00%
Exit Date	0	0.00%

 Fields with values over 5% errors.
 Fields with values 5% or less.
 0.00% Fields with no errors.

Missing data includes responses such as: "Don't Know," "Refused," "Unknown," and invalid responses. A program should have less than 5% missing field rate in order to ensure accurate data. Missing intake and exit data needs to be reviewed by staff on a regular basis and any additional Universal Data Element information received from the consumer after intake should be entered into HMIS.

Report Name: Data Timeliness Report

Program	1 - 7 days	8 - 14 days	15 - 21 days	22 - 30 days	31 - 60 days	61 - 90 days	over 90 days
Home Again	0	0	0	0	0	0	0

This report calculates the difference between the program entry date specified for the client and the date the client's application was entered into the system. For example, if a client's Program Entry date of "April 4, 2013" was recorded on April 9, 2013, then the report would calculate a 5 day lag time in recording data. The report groups the number of applications by program and has 7 buckets for the number of days an application has been lagging.

HMIS Data Quality Report Card

Sample Reporting Period 12/01/2013-12/31/2013



PROGRAM INFORMATION



Agency Name: **Family Services Association (FSA)**

Type: Housing Advocacy

Data Quality and Completeness:

Complete and accurate records are needed to ensure quality data. A program's percentage of missing, unknown, invalid and refused all for all required Universal Data are used to evaluate data quality. The higher a program's percentage of missing or erroneous data, the less useful and meaningful that data becomes.

Demographic Data	Total Clients: 77	
	# Missing	% Missing
Race	0	0.00%
Ethnicity	0	0.00%
Gender	0	0.00%
Veteran	0	0.00%
Disabling condition	0	0.00%
Residence Prior	0	0.00%
length of Stay	0	0.00%
Zip Code	0	0.00%
Housing Status	0	0.00%
Entry Date	0	0.00%
Exit Date	0	0.00%

 Fields with values over 5% errors.
 Fields with values 5% or less.
 0.00% Fields with no errors.

Missing data includes responses such as: "Don't Know," "Refused," "Unknown," and invalid responses. A program should have less than 5% missing field rate in order to ensure accurate data. Missing intake and exit data needs to be reviewed by staff on a regular basis and any additional Universal Data Element information received from the consumer after intake should be entered into HMIS.

Report Name: Data Timeliness Report

Program	1 - 7 days	8 - 14 days	15 - 21 days	22 - 30 days	31 - 60 days	61 - 90 days	over 90 days
Housing Advocacy	3	8	11	14	22	14	8

This report calculates the difference between the program entry date specified for the client and the date the client's application was entered into the system. For example, if a client's Program Entry date of "April 4, 2013" was recorded on April 9, 2013, then the report would calculate a 5 day lag time in recording data. The report groups the number of applications by program and has 7 buckets for the number of days an application has been lagging.