

**GENERAL FIRE SUPPORT UNIT
Side Letter Agreement**

1) Salary Adjustments:

- (a) Effective the pay period following Board approval of this side letter, County Fire shall provide all classifications covered by the MOU with a three percent (3.00%) across the board salary increase, subject to the following:
- (b) Effective July 31, 2021, County Fire shall provide all classifications covered by the MOU with a three percent (3.00%) across the board salary increase, subject to the following:

If assessed values are less than a two percent (2.00%) increase in the 2019/2020 fiscal year from the 2018/2019 fiscal year and/or if the state or federal governments change funding allocations or reduce funding for the In-Home Support Services program (e.g., the Maintenance of Effort inflation factor is increased above four percent, etc.) then County Fire shall have the right to meet and confer with IUOE Local 12 over its financial ability to fund this increase, provided that any modification of this agreement must be by mutual written consent. If the parties are unable to reach an agreement by July 31, 2021, the increase due on that date shall be deferred until January 29, 2022, or as otherwise agreed by the parties in the meet and confer process.

The base salary ranges and rates shall be applicable on the dates indicated for all classifications in these Units. (See Appendix B for classification listing and salary range and Appendix C for salary tables.)

2) Lump Sum Payment:

County Fire shall, subject to Board approval, provide eligible employees a one-time lump sum payment of 3.00% of each employee's annual salary, as provided in Appendix C of the MOU, covering the period from November 21, 2020 – March 26, 2021, subject to the following:

(a) Eligibility.

In order to be eligible for the lump sum payment:

- i. An employee must be employed in a regular Unit position covered by this agreement on the date of Board approval; and,
- ii. Be in paid status in a regular Unit position covered by this agreement in the pay period in which the lump sum payment is paid. Employees not in paid status in the pay period in which the payment is paid shall receive a prorated lump sum payment upon return to paid status, provided, however, that the employee returns to paid status during the term of the MOU.

(b) Special Provisions.

- i. An eligible employee who entered the unit after November 21, 2020, but who is in the unit as of the date of Board approval of this side letter shall be eligible for a prorated lump sum payment.
- ii. An eligible employee employed in a regular Unit position covered by this agreement who is part-time or job-sharing shall be eligible for a prorated lump sum payment based on regularly scheduled hours.
- iii. An employee who has separated from County Fire employment for any reason or who is no longer in a regular Unit position covered by this agreement for any reason prior to the pay period in which the payment is paid out, or who is hired into a regular

Unit position covered by this agreement after the date of Board approval of the successor MOU, shall not be eligible to receive the lump sum payment.

(c) Payment.

County Fire agrees to pay eligible employees a lump sum of 3.00% the employee's annual salary covering the period from November 21, 2020 – March 26, 2021, to be paid in one payment, subject to withholdings, provided, however, an eligible employee who is part-time or job-sharing shall be eligible for a prorated payment based on regularly scheduled hours.

3) Medical Premium Subsidy:

Increase in Medical Premium Subsidy	
Effective	PP Following BOD Approval
EE Only	\$177.96 (\$5.21 increase)
EE + 1	\$371.07 (\$10.41 increase)
EE + 2	\$503.44 (\$14.74 increase)
Effective	7/17/2021
EE Only	\$182.06 (\$4.10 increase)
EE + 1	\$380.07 (\$9.00 increase)
EE + 2	\$516.94 (\$13.50 increase)

MBO MPS Increase

Increase in MBO Medical Premium Subsidy	
Effective	PP Following BOD Approval
EE Only	\$126.35 (\$3.70 increase)
EE + 1	\$304.28 (\$8.54 increase)
EE + 2	\$412.82 (\$12.09 increase)
Effective	7/17/2021
EE Only	\$128.62 (\$2.27 increase)
EE + 1	\$314.95 (\$10.67 increase)
EE + 2	\$431.39 (\$18.57 increase)

4) Differentials

- **Mechanics Differential:** County Fire shall increase the Fire Mechanics and Lead Fire Mechanics Differentials by \$0.25/hour, effective the pay period following Board approval of the side letter.
- **Red Card Certification Differential:** County Fire shall increase the differential by \$0.10/hour, effective the pay period following Board approval of the side letter.
- **ASE Certification Differential:** County Fire shall provide an additional \$0.20/hour (i.e., up to a total of \$0.40/hour) to employees who obtain two or more ASE Certifications, effective the pay period following Board approval of this side letter.

5) Tool Allowance:

County Fire shall increase the annual Tool Allowance by \$50, to a total of \$650

6) Deferred Compensation:

Effective 90 days after the effective date of the side letter agreement, all employees in the bargaining unit shall automatically be enrolled in the County's 457 Deferred Compensation Plan and contribute 1.00% of base salary to the plan, subject to all legal requirements and constraints. Prior to the first salary deferral deduction employees shall be provided a 30-day opt-out period during which no salary deferral deduction shall be taken. Thereafter, employees may opt-out at any time. The Human Resources Employee Benefits and Services Division shall establish the forms and guidelines for the salary deferral opt-out and administer the deduction according to the applicable Plan Document(s) and/or Human Resources Benefits procedures.

7) Retirement Medical Trust:

Effective the pay period following Board approval of the side letter agreement, County Fire shall increase County Fire's contribution to the RMT as follows:

Years of Continuous District Service	Percentage
10 but less than 15 years	1.5%
15 but less than 20 years	2.00%
20 or more years	2.5%

8) Modified Benefit Option:


A special open enrollment into the Modified Benefit Option shall be available beginning March 8th through March 19th provided the Board has approved this agreement on March 9th. The next available open enrollment shall be during the County's ordinary open enrollment period.

9) Reopener:




IUOE Local 12 shall have the right to request to reopen on economic issues during the month of April 2022 with negotiations to commence no later than 30 days thereafter.

Date Agreed: 3/16/21

County Fire



IUOE Local 12



APPENDIX B – CLASSIFICATION LISTING

Job Code	Job Title	Salary Range
49110	Equipment Parts Chaser	AA4
40016	Fire Equipment Specialist	G19
49113	Fire Equipment Technician I	AA4
43204	Fire Equipment Technician II	AU6
49116	Lead Fire Mechanic	AX5
46148	Maintenance Specialist	AV6
49104	Fire Agency Mechanic	AX4
40071	SCBA Technician	G18

APPENDIX C – SALARY SCHEDULE

Effective 03/27/2021 - 3% Across the Board

Range (Classification)		Step 1	Step 2	Step 3	Step 4	Step 5	Step 6	Step 7	Step 8	Step 9	Step 10	Step 11	Step 12	Step 13	Step 14
Range AA4	Hourly	\$ -	\$ 14.01	\$ 14.37	\$ 14.73	\$ 15.09	\$ 15.47	\$ 15.85	\$ 16.24	\$ 16.66	\$ 17.08	\$ 17.51	\$ 17.95	\$ 18.40	\$ 18.86
<i>Equipment Parts Chaser</i>	Approx Bi-Wk	\$ -	\$ 1,120.80	\$ 1,149.60	\$ 1,178.40	\$ 1,207.20	\$ 1,237.60	\$ 1,268.00	\$ 1,299.20	\$ 1,332.80	\$ 1,366.40	\$ 1,400.80	\$ 1,436.00	\$ 1,472.00	\$ 1,508.80
<i>Fire Equipment Technician I</i>	Approx Mon	\$ -	\$ 2,428.40	\$ 2,490.80	\$ 2,553.20	\$ 2,615.60	\$ 2,681.47	\$ 2,747.33	\$ 2,814.93	\$ 2,887.73	\$ 2,960.53	\$ 3,035.07	\$ 3,111.33	\$ 3,189.33	\$ 3,269.07
	Annual	\$ -	\$ 29,140.80	\$ 29,889.60	\$ 30,638.40	\$ 31,387.20	\$ 32,177.60	\$ 32,968.00	\$ 33,779.20	\$ 34,652.80	\$ 35,526.40	\$ 36,420.80	\$ 37,336.00	\$ 38,272.00	\$ 39,228.80
Range AU6	Hourly	\$ 16.13	\$ 16.54	\$ 16.94	\$ 17.36	\$ 17.79	\$ 18.24	\$ 18.69	\$ 19.15	\$ 19.63	\$ 20.11	\$ 20.61	\$ 21.14	\$ 21.66	\$ 22.21
<i>Fire Equipment Technician II</i>	Approx Bi-Wk	\$ 1,290.40	\$ 1,323.20	\$ 1,355.20	\$ 1,388.80	\$ 1,423.20	\$ 1,459.20	\$ 1,495.20	\$ 1,532.00	\$ 1,570.40	\$ 1,608.80	\$ 1,648.80	\$ 1,691.20	\$ 1,732.80	\$ 1,776.80
	Approx Mon	\$ 2,795.87	\$ 2,866.93	\$ 2,936.27	\$ 3,009.07	\$ 3,083.60	\$ 3,161.60	\$ 3,239.60	\$ 3,319.33	\$ 3,402.53	\$ 3,485.73	\$ 3,572.40	\$ 3,664.27	\$ 3,754.40	\$ 3,849.73
	Annual	\$ 33,550.40	\$ 34,403.20	\$ 35,235.20	\$ 36,108.80	\$ 37,003.20	\$ 37,939.20	\$ 38,875.20	\$ 39,832.00	\$ 40,830.40	\$ 41,828.80	\$ 42,868.80	\$ 43,971.20	\$ 45,052.80	\$ 46,196.80
Range G18	Hourly	\$ 17.43	\$ 17.85	\$ 18.30	\$ 18.76	\$ 19.22	\$ 19.70	\$ 20.20	\$ 20.71	\$ 21.22	\$ 21.75	\$ 22.29	\$ 22.86	\$ 23.42	\$ 24.02
<i>SCBA Technician</i>	Approx Bi-Wk	\$ 1,394.40	\$ 1,428.00	\$ 1,464.00	\$ 1,500.80	\$ 1,537.60	\$ 1,576.00	\$ 1,616.00	\$ 1,656.80	\$ 1,697.60	\$ 1,740.00	\$ 1,783.20	\$ 1,828.80	\$ 1,873.60	\$ 1,921.60
	Approx Mon	\$ 3,021.20	\$ 3,094.00	\$ 3,172.00	\$ 3,251.73	\$ 3,331.47	\$ 3,414.67	\$ 3,501.33	\$ 3,589.73	\$ 3,678.13	\$ 3,770.00	\$ 3,863.60	\$ 3,962.40	\$ 4,059.47	\$ 4,163.47
	Annual	\$ 36,254.40	\$ 37,128.00	\$ 38,064.00	\$ 39,020.80	\$ 39,977.60	\$ 40,976.00	\$ 42,016.00	\$ 43,076.80	\$ 44,137.60	\$ 45,240.00	\$ 46,363.20	\$ 47,548.80	\$ 48,713.60	\$ 49,961.60
Range G19	Hourly	\$ 17.85	\$ 18.30	\$ 18.76	\$ 19.22	\$ 19.70	\$ 20.20	\$ 20.71	\$ 21.22	\$ 21.75	\$ 22.29	\$ 22.86	\$ 23.42	\$ 24.02	\$ 24.63
<i>Fire Equipment Specialist</i>	Approx Bi-Wk	\$ 1,428.00	\$ 1,464.00	\$ 1,500.80	\$ 1,537.60	\$ 1,576.00	\$ 1,616.00	\$ 1,656.80	\$ 1,697.60	\$ 1,740.00	\$ 1,783.20	\$ 1,828.80	\$ 1,873.60	\$ 1,921.60	\$ 1,972.00
	Approx Mon	\$ 3,094.00	\$ 3,172.00	\$ 3,251.73	\$ 3,331.47	\$ 3,414.67	\$ 3,501.33	\$ 3,589.73	\$ 3,678.13	\$ 3,770.00	\$ 3,863.60	\$ 3,962.40	\$ 4,059.47	\$ 4,163.47	\$ 4,269.20
	Annual	\$ 37,128.00	\$ 38,064.00	\$ 39,020.80	\$ 39,977.60	\$ 40,976.00	\$ 42,016.00	\$ 43,076.80	\$ 44,137.60	\$ 45,240.00	\$ 46,363.20	\$ 47,548.80	\$ 48,713.60	\$ 49,961.60	\$ 51,230.40
Range AV6	Hourly	\$ 20.80	\$ 21.31	\$ 21.85	\$ 22.38	\$ 22.95	\$ 23.53	\$ 24.11	\$ 24.72	\$ 25.34	\$ 25.96	\$ 26.60	\$ 27.26	\$ 27.96	\$ 28.65
<i>Maintenance Specialist</i>	Approx Bi-Wk	\$ 1,664.00	\$ 1,704.80	\$ 1,748.00	\$ 1,790.40	\$ 1,836.00	\$ 1,882.40	\$ 1,928.80	\$ 1,977.60	\$ 2,027.20	\$ 2,076.80	\$ 2,128.00	\$ 2,180.80	\$ 2,236.80	\$ 2,292.00
	Approx Mon	\$ 3,605.33	\$ 3,693.73	\$ 3,787.33	\$ 3,879.20	\$ 3,978.00	\$ 4,078.53	\$ 4,179.07	\$ 4,284.80	\$ 4,392.27	\$ 4,499.73	\$ 4,610.67	\$ 4,725.07	\$ 4,846.40	\$ 4,966.00
	Annual	\$ 43,264.00	\$ 44,324.80	\$ 45,448.00	\$ 46,550.40	\$ 47,736.00	\$ 48,942.40	\$ 50,148.80	\$ 51,417.60	\$ 52,707.20	\$ 53,996.80	\$ 55,328.00	\$ 56,700.80	\$ 58,156.80	\$ 59,592.00
Range AV8	Hourly	\$ 20.84	\$ 21.34	\$ 21.88	\$ 22.42	\$ 23.00	\$ 23.58	\$ 24.15	\$ 24.76	\$ 25.38	\$ 26.01	\$ 26.65	\$ 27.33	\$ 28.01	\$ 28.70
<i>Vehicle Parts Specialist</i>	Approx Bi-Wk	\$ 1,667.20	\$ 1,707.20	\$ 1,750.40	\$ 1,793.60	\$ 1,840.00	\$ 1,886.40	\$ 1,932.00	\$ 1,980.80	\$ 2,030.40	\$ 2,080.80	\$ 2,132.00	\$ 2,186.40	\$ 2,240.80	\$ 2,296.00
	Approx Mon	\$ 3,612.27	\$ 3,698.93	\$ 3,792.53	\$ 3,886.13	\$ 3,986.67	\$ 4,087.20	\$ 4,186.00	\$ 4,291.73	\$ 4,399.20	\$ 4,508.40	\$ 4,619.33	\$ 4,737.20	\$ 4,855.07	\$ 4,974.67
	Annual	\$ 43,347.20	\$ 44,387.20	\$ 45,510.40	\$ 46,633.60	\$ 47,840.00	\$ 49,046.40	\$ 50,232.00	\$ 51,500.80	\$ 52,790.40	\$ 54,100.80	\$ 55,432.00	\$ 56,846.40	\$ 58,260.80	\$ 59,696.00
Range AX4	Hourly	\$ 25.90	\$ 26.55	\$ 27.21	\$ 27.91	\$ 28.60	\$ 29.31	\$ 30.05	\$ 30.80	\$ 31.56	\$ 32.37	\$ 33.17	\$ 34.00	\$ 34.84	\$ 35.72
<i>Fire Agency Mechanic</i>	Approx Bi-Wk	\$ 2,072.00	\$ 2,124.00	\$ 2,176.80	\$ 2,232.80	\$ 2,288.00	\$ 2,344.80	\$ 2,404.00	\$ 2,464.00	\$ 2,524.80	\$ 2,589.60	\$ 2,653.60	\$ 2,720.00	\$ 2,787.20	\$ 2,857.60
	Approx Mon	\$ 4,489.33	\$ 4,602.00	\$ 4,716.40	\$ 4,837.73	\$ 4,957.33	\$ 5,080.40	\$ 5,208.67	\$ 5,338.67	\$ 5,470.40	\$ 5,610.80	\$ 5,749.47	\$ 5,893.33	\$ 6,038.93	\$ 6,191.47
	Annual	\$ 53,872.00	\$ 55,224.00	\$ 56,596.80	\$ 58,052.80	\$ 59,488.00	\$ 60,964.80	\$ 62,504.00	\$ 64,064.00	\$ 65,644.80	\$ 67,329.60	\$ 68,993.60	\$ 70,720.00	\$ 72,467.20	\$ 74,297.60
Range AX5	Hourly	\$ 28.26	\$ 28.98	\$ 29.71	\$ 30.44	\$ 31.21	\$ 31.98	\$ 32.78	\$ 33.60	\$ 34.43	\$ 35.30	\$ 36.18	\$ 37.09	\$ 38.01	\$ 38.96
<i>Lead Fire Mechanic</i>	Approx Bi-Wk	\$ 2,260.80	\$ 2,318.40	\$ 2,376.80	\$ 2,435.20	\$ 2,496.80	\$ 2,558.40	\$ 2,622.40	\$ 2,688.00	\$ 2,754.40	\$ 2,824.00	\$ 2,894.40	\$ 2,967.20	\$ 3,040.80	\$ 3,116.80
	Approx Mon	\$ 4,898.40	\$ 5,023.20	\$ 5,149.73	\$ 5,276.27	\$ 5,409.73	\$ 5,543.20	\$ 5,681.87	\$ 5,824.00	\$ 5,967.87	\$ 6,118.67	\$ 6,271.20	\$ 6,428.93	\$ 6,588.40	\$ 6,753.07
	Annual	\$ 58,780.80	\$ 60,278.40	\$ 61,796.80	\$ 63,315.20	\$ 64,916.80	\$ 66,518.40	\$ 68,182.40	\$ 69,888.00	\$ 71,614.40	\$ 73,424.00	\$ 75,254.40	\$ 77,147.20	\$ 79,060.80	\$ 81,036.80

APPENDIX C – SALARY SCHEDULE

Effective 07/31/2021 - 3% Across the Board

Range (Classification)		Step 1	Step 2	Step 3	Step 4	Step 5	Step 6	Step 7	Step 8	Step 9	Step 10	Step 11	Step 12	Step 13	Step 14
Range AA4	Hourly	\$ -	\$ 14.43	\$ 14.80	\$ 15.17	\$ 15.54	\$ 15.93	\$ 16.33	\$ 16.73	\$ 17.16	\$ 17.59	\$ 18.04	\$ 18.49	\$ 18.95	\$ 19.43
<i>Equipment Parts Chaser</i>	Approx Bi-Wk	\$ -	\$ 1,154.40	\$ 1,184.00	\$ 1,213.60	\$ 1,243.20	\$ 1,274.40	\$ 1,306.40	\$ 1,338.40	\$ 1,372.80	\$ 1,407.20	\$ 1,443.20	\$ 1,479.20	\$ 1,516.00	\$ 1,554.40
<i>Fire Equipment Technician I</i>	Approx Mon	\$ -	\$ 2,501.20	\$ 2,565.33	\$ 2,629.47	\$ 2,693.60	\$ 2,761.20	\$ 2,830.53	\$ 2,899.87	\$ 2,974.40	\$ 3,048.93	\$ 3,126.93	\$ 3,204.93	\$ 3,284.67	\$ 3,367.87
	Annual	\$ -	\$ 30,014.40	\$ 30,784.00	\$ 31,553.60	\$ 32,323.20	\$ 33,134.40	\$ 33,966.40	\$ 34,798.40	\$ 35,692.80	\$ 36,587.20	\$ 37,523.20	\$ 38,459.20	\$ 39,416.00	\$ 40,414.40
Range AU6	Hourly	\$ 16.61	\$ 17.04	\$ 17.45	\$ 17.88	\$ 18.32	\$ 18.79	\$ 19.25	\$ 19.72	\$ 20.22	\$ 20.71	\$ 21.23	\$ 21.77	\$ 22.31	\$ 22.88
<i>Fire Equipment Technician II</i>	Approx Bi-Wk	\$ 1,328.80	\$ 1,363.20	\$ 1,396.00	\$ 1,430.40	\$ 1,465.60	\$ 1,503.20	\$ 1,540.00	\$ 1,577.60	\$ 1,617.60	\$ 1,656.80	\$ 1,698.40	\$ 1,741.60	\$ 1,784.80	\$ 1,830.40
	Approx Mon	\$ 2,879.07	\$ 2,953.60	\$ 3,024.67	\$ 3,099.20	\$ 3,175.47	\$ 3,256.93	\$ 3,336.67	\$ 3,418.13	\$ 3,504.80	\$ 3,589.73	\$ 3,679.87	\$ 3,773.47	\$ 3,867.07	\$ 3,965.87
	Annual	\$ 34,548.80	\$ 35,443.20	\$ 36,296.00	\$ 37,190.40	\$ 38,105.60	\$ 39,083.20	\$ 40,040.00	\$ 41,017.60	\$ 42,057.60	\$ 43,076.80	\$ 44,158.40	\$ 45,281.60	\$ 46,404.80	\$ 47,590.40
Range G18	Hourly	\$ 17.95	\$ 18.39	\$ 18.85	\$ 19.32	\$ 19.80	\$ 20.29	\$ 20.81	\$ 21.33	\$ 21.86	\$ 22.40	\$ 22.96	\$ 23.55	\$ 24.12	\$ 24.74
<i>SCBA Technician</i>	Approx Bi-Wk	\$ 1,436.00	\$ 1,471.20	\$ 1,508.00	\$ 1,545.60	\$ 1,584.00	\$ 1,623.20	\$ 1,664.80	\$ 1,706.40	\$ 1,748.80	\$ 1,792.00	\$ 1,836.80	\$ 1,884.00	\$ 1,929.60	\$ 1,979.20
	Approx Mon	\$ 3,111.33	\$ 3,187.60	\$ 3,267.33	\$ 3,348.80	\$ 3,432.00	\$ 3,516.93	\$ 3,607.07	\$ 3,697.20	\$ 3,789.07	\$ 3,882.67	\$ 3,979.73	\$ 4,082.00	\$ 4,180.80	\$ 4,288.27
	Annual	\$ 37,336.00	\$ 38,251.20	\$ 39,208.00	\$ 40,185.60	\$ 41,184.00	\$ 42,203.20	\$ 43,284.80	\$ 44,366.40	\$ 45,468.80	\$ 46,592.00	\$ 47,756.80	\$ 48,984.00	\$ 50,169.60	\$ 51,459.20
Range G19	Hourly	\$ 18.39	\$ 18.85	\$ 19.32	\$ 19.80	\$ 20.29	\$ 20.81	\$ 21.33	\$ 21.86	\$ 22.40	\$ 22.96	\$ 23.55	\$ 24.12	\$ 24.74	\$ 25.37
<i>Fire Equipment Specialist</i>	Approx Bi-Wk	\$ 1,471.20	\$ 1,508.00	\$ 1,545.60	\$ 1,584.00	\$ 1,623.20	\$ 1,664.80	\$ 1,706.40	\$ 1,748.80	\$ 1,792.00	\$ 1,836.80	\$ 1,884.00	\$ 1,929.60	\$ 1,979.20	\$ 2,029.60
	Approx Mon	\$ 3,187.60	\$ 3,267.33	\$ 3,348.80	\$ 3,432.00	\$ 3,516.93	\$ 3,607.07	\$ 3,697.20	\$ 3,789.07	\$ 3,882.67	\$ 3,979.73	\$ 4,082.00	\$ 4,180.80	\$ 4,288.27	\$ 4,397.47
	Annual	\$ 38,251.20	\$ 39,208.00	\$ 40,185.60	\$ 41,184.00	\$ 42,203.20	\$ 43,284.80	\$ 44,366.40	\$ 45,468.80	\$ 46,592.00	\$ 47,756.80	\$ 48,984.00	\$ 50,169.60	\$ 51,459.20	\$ 52,769.60
Range AV6	Hourly	\$ 21.42	\$ 21.95	\$ 22.51	\$ 23.05	\$ 23.64	\$ 24.24	\$ 24.83	\$ 25.46	\$ 26.10	\$ 26.74	\$ 27.40	\$ 28.08	\$ 28.80	\$ 29.51
<i>Maintenance Specialist</i>	Approx Bi-Wk	\$ 1,713.60	\$ 1,756.00	\$ 1,800.80	\$ 1,844.00	\$ 1,891.20	\$ 1,939.20	\$ 1,986.40	\$ 2,036.80	\$ 2,088.00	\$ 2,139.20	\$ 2,192.00	\$ 2,246.40	\$ 2,304.00	\$ 2,360.80
	Approx Mon	\$ 3,712.80	\$ 3,804.67	\$ 3,901.73	\$ 3,995.33	\$ 4,097.60	\$ 4,201.60	\$ 4,303.87	\$ 4,413.07	\$ 4,524.00	\$ 4,634.93	\$ 4,749.33	\$ 4,867.20	\$ 4,992.00	\$ 5,115.07
	Annual	\$ 44,553.60	\$ 45,656.00	\$ 46,820.80	\$ 47,944.00	\$ 49,171.20	\$ 50,419.20	\$ 51,646.40	\$ 52,956.80	\$ 54,288.00	\$ 55,619.20	\$ 56,992.00	\$ 58,406.40	\$ 59,904.00	\$ 61,380.80
Range AV8	Hourly	\$ 21.47	\$ 21.98	\$ 22.54	\$ 23.09	\$ 23.69	\$ 24.29	\$ 24.87	\$ 25.50	\$ 26.14	\$ 26.79	\$ 27.45	\$ 28.15	\$ 28.85	\$ 29.56
<i>Vehicle Parts Specialist</i>	Approx Bi-Wk	\$ 1,717.60	\$ 1,758.40	\$ 1,803.20	\$ 1,847.20	\$ 1,895.20	\$ 1,943.20	\$ 1,989.60	\$ 2,040.00	\$ 2,091.20	\$ 2,143.20	\$ 2,196.00	\$ 2,252.00	\$ 2,308.00	\$ 2,364.80
	Approx Mon	\$ 3,721.47	\$ 3,809.87	\$ 3,906.93	\$ 4,002.27	\$ 4,106.27	\$ 4,210.27	\$ 4,310.80	\$ 4,420.00	\$ 4,530.93	\$ 4,643.60	\$ 4,758.00	\$ 4,879.33	\$ 5,000.67	\$ 5,123.73
	Annual	\$ 44,657.60	\$ 45,718.40	\$ 46,883.20	\$ 48,027.20	\$ 49,275.20	\$ 50,523.20	\$ 51,729.60	\$ 53,040.00	\$ 54,371.20	\$ 55,723.20	\$ 57,096.00	\$ 58,552.00	\$ 60,008.00	\$ 61,484.80
Range AX4	Hourly	\$ 26.68	\$ 27.35	\$ 28.03	\$ 28.75	\$ 29.46	\$ 30.19	\$ 30.95	\$ 31.72	\$ 32.51	\$ 33.34	\$ 34.17	\$ 35.02	\$ 35.89	\$ 36.79
<i>Fire Agency Mechanic</i>	Approx Bi-Wk	\$ 2,134.40	\$ 2,188.00	\$ 2,242.40	\$ 2,300.00	\$ 2,356.80	\$ 2,415.20	\$ 2,476.00	\$ 2,537.60	\$ 2,600.80	\$ 2,667.20	\$ 2,733.60	\$ 2,801.60	\$ 2,871.20	\$ 2,943.20
	Approx Mon	\$ 4,624.53	\$ 4,740.67	\$ 4,858.53	\$ 4,983.33	\$ 5,106.40	\$ 5,232.93	\$ 5,364.67	\$ 5,498.13	\$ 5,635.07	\$ 5,778.93	\$ 5,922.80	\$ 6,070.13	\$ 6,220.93	\$ 6,376.93
	Annual	\$ 55,494.40	\$ 56,888.00	\$ 58,302.40	\$ 59,800.00	\$ 61,276.80	\$ 62,795.20	\$ 64,376.00	\$ 65,977.60	\$ 67,620.80	\$ 69,347.20	\$ 71,073.60	\$ 72,841.60	\$ 74,651.20	\$ 76,523.20
Range AX5	Hourly	\$ 29.11	\$ 29.85	\$ 30.60	\$ 31.35	\$ 32.15	\$ 32.94	\$ 33.76	\$ 34.61	\$ 35.46	\$ 36.36	\$ 37.27	\$ 38.20	\$ 39.15	\$ 40.13
<i>Lead Fire Mechanic</i>	Approx Bi-Wk	\$ 2,328.80	\$ 2,388.00	\$ 2,448.00	\$ 2,508.00	\$ 2,572.00	\$ 2,635.20	\$ 2,700.80	\$ 2,768.80	\$ 2,836.80	\$ 2,908.80	\$ 2,981.60	\$ 3,056.00	\$ 3,132.00	\$ 3,210.40
	Approx Mon	\$ 5,045.73	\$ 5,174.00	\$ 5,304.00	\$ 5,434.00	\$ 5,572.67	\$ 5,709.60	\$ 5,851.73	\$ 5,999.07	\$ 6,146.40	\$ 6,302.40	\$ 6,460.13	\$ 6,621.33	\$ 6,786.00	\$ 6,955.87
	Annual	\$ 60,548.80	\$ 62,088.00	\$ 63,648.00	\$ 65,208.00	\$ 66,872.00	\$ 68,515.20	\$ 70,220.80	\$ 71,988.80	\$ 73,756.80	\$ 75,628.80	\$ 77,521.60	\$ 79,456.00	\$ 81,432.00	\$ 83,470.40