



Customer Service  
PO Box 11813  
Harrisburg, PA 17108-1813

## ACCOUNT STATEMENT

For the Month Ending

**September 30, 2020**

## SAN BERNARDINO COUNTY

### Client Management Team

#### **Kenneth Schiebel, CFA**

Managing Director  
213 Market Street  
Harrisburg, PA 17101-2141  
717-232-2723  
schiebelk@pfm.com

#### **Danny A. Nelson**

Senior Managing Consultant  
50 South 6th Street, Suite 2250  
Minneapolis, MN 55402  
612-371-3747  
nelsond@pfm.com

### Contents

Cover/Disclosures  
Summary Statement  
Individual Accounts

### Accounts included in Statement

76990800      SAN BERNARDINO COUNTY

SAN BERNARDINO COUNTY  
PARTH BHATT  
268 WEST HOSPITALITY LANE  
FIRST FLOOR  
SAN BERNARDINO, CA 92415-0360

**Online Access**    [www.pfm.com](http://www.pfm.com)

**Customer Service**    1-717-232-2723

**Important Disclosures****Important Disclosures**

This statement is for general information purposes only and is not intended to provide specific advice or recommendations. PFM Asset Management LLC ("PFM") is an investment advisor registered with the Securities and Exchange Commission, and is required to maintain a written disclosure statement of our background and business experience. If you would like to receive a copy of our current disclosure statement, please contact Service Operations at the address below.

**Proxy Voting** PFM does not normally receive proxies to vote on behalf of its clients. However, it does on occasion receive consent requests. In the event a consent request is received the portfolio manager contacts the client and then proceeds according to their instructions. PFM's Proxy Voting Policy is available upon request by contacting Service Operations at the address below.

**Questions About an Account** PFM's monthly statement is intended to detail our investment advisory activity as well as the activity of any accounts held by clients in pools that are managed by PFM. The custodian bank maintains the control of assets and executes (i.e., settles) all investment transactions. The custodian statement is the official record of security and cash holdings and transactions. PFM recognizes that clients may use these reports to facilitate record keeping and that the custodian bank statement and the PFM statement should be reconciled and differences resolved. Many custodians use a settlement date basis which may result in the need to reconcile due to a timing difference.

**Account Control** PFM does not have the authority to withdraw funds from or deposit funds to the custodian. Our clients retain responsibility for their internal accounting policies; implementing and enforcing internal controls and generating ledger entries or otherwise recording transactions.

**Market Value** Generally, PFM's market prices are derived from closing bid prices as of the last business day of the month as supplied by Refinitiv or Bloomberg. Where prices are not available from generally recognized sources the securities are priced using a yield-based matrix system to arrive at an estimated market value. Prices that fall between data points are interpolated. Non-negotiable FDIC-insured bank certificates of deposit are priced at par. Although PFM believes the prices to be reliable, the values of the securities do not always represent the prices at which the securities could have been bought or sold. Explanation of the valuation methods for a registered investment company, local government investment program, or TERM funds is contained in the appropriate fund offering documentation or information statement.

**Amortized Cost** The original cost of the principal of the security is adjusted for the amount of the periodic reduction of any discount or premium from the purchase date until the date of the report. Discount or premium with respect to short term securities (those with less than one year to maturity at time of issuance) is amortized on a straightline basis. Such discount or premium with respect to longer term securities is amortized using the constant yield basis.

**Tax Reporting** Cost data and realized gains / losses are provided for informational purposes only. Please review for accuracy and consult your tax advisor to determine the tax consequences of your security transactions. PFM does not report such information to the IRS or other taxing authorities and is not responsible for the accuracy of such information that may be required to be reported to federal, state or other taxing authorities.

**Financial Situation** In order to better serve you, PFM should be promptly notified of any material change in your investment objective or financial situation.

**Callable Securities** Securities subject to redemption prior to maturity may be redeemed in whole or in part before maturity, which could affect the yield represented.

**Portfolio** The securities in this portfolio, including shares of mutual funds, are not guaranteed or otherwise protected by PFM, the FDIC (except for certain non-negotiable certificates of deposit) or any government agency. Investment in securities involves risks, including the possible loss of the amount invested. Actual settlement values, accrued interest, and amortized cost amounts may vary for securities subject to an adjustable interest rate or subject to principal paydowns. Any changes to the values shown may be reflected within the next monthly statement's beginning values.

**Rating** Information provided for ratings is based upon a good faith inquiry of selected sources, but its accuracy and completeness cannot be guaranteed. Shares of some money market and TERM funds are marketed through representatives of PFM's wholly owned subsidiary, PFM Fund Distributors, Inc. PFM Fund Distributors, Inc. is registered with the SEC as a broker/dealer and is a member of the Financial Industry Regulatory Authority ("FINRA") and the Municipal Securities Rulemaking Board ("MSRB"). You may reach the FINRA by calling the FINRA Regulator Public Disclosure Hotline at 1-888-289-9999 or at the FINRA Regulation Internet website address [www.nasd.com](http://www.nasd.com). A brochure describing the FINRA Regulation Public Disclosure Program is also available from the FINRA upon request.

**Key Terms and Definitions**

**Dividends** on money market funds consist of interest earned, plus any discount ratably amortized to the date of maturity, plus all realized gains and losses on the sale of securities prior to maturity, less ratably amortization of any premium and all accrued expenses to the fund. Dividends are accrued daily and may be paid either monthly or quarterly. The monthly earnings on this statement represent the estimated dividend accrued for the month for any program that distributes earnings on a quarterly basis. There is no guarantee that the estimated amount will be paid on the actual distribution date.

**Current Yield** is the net change, exclusive of capital changes and income other than investment income, in the value of a hypothetical fund account with a balance of one share over the seven-day base period including the statement date, expressed as a percentage of the value of one share (normally \$1.00 per share) at the beginning of the seven-day period. This resulting net change in account value is then annualized by multiplying it by

365 and dividing the result by 7. The yields quoted should not be considered a representation of the yield of the fund in the future, since the yield is not fixed.

**Average maturity** represents the average maturity of all securities and investments of a portfolio, determined by multiplying the par or principal value of each security or investment by its maturity (days or years), summing the products, and dividing the sum by the total principal value of the portfolio. The stated maturity date of mortgage backed or callable securities are used in this statement. However the actual maturity of these securities could vary depending on the level or prepayments on the underlying mortgages or whether a callable security has or is still able to be called.

**Monthly distribution yield** represents the net change in the value of one share (normally \$1.00 per share) resulting from all dividends declared during the month by a fund expressed as a percentage of the value of one share at the beginning of the month. This resulting net change is then annualized by multiplying it by 365 and dividing it by the number of calendar days in the month.

**YTM at Cost** The yield to maturity at cost is the expected rate of return, based on the original cost, the annual interest receipts, maturity value and the time period from purchase date to maturity, stated as a percentage, on an annualized basis.

**YTM at Market** The yield to maturity at market is the rate of return, based on the current market value, the annual interest receipts, maturity value and the time period remaining until maturity, stated as a percentage, on an annualized basis.

**Managed Account** A portfolio of investments managed discretely by PFM according to the client's specific investment policy and requirements. The investments are directly owned by the client and held by the client's custodian.

**Unsettled Trade** A trade which has been executed however the final consummation of the security transaction and payment has not yet taken place.

Please review the detail pages of this statement carefully. If you think your statement is wrong, missing account information, or if you need more information about a transaction, please contact PFM within 60 days of receipt. If you have other concerns or questions regarding your account you should contact a member of your client management team or PFM Service Operations at the address below.

PFM Asset Management LLC  
Attn: Service Operations  
213 Market Street  
Harrisburg, PA 17101



**Account Statement**

For the Month Ending **September 30, 2020**

**Consolidated Summary Statement**

SAN BERNARDINO COUNTY

**Portfolio Summary**

<b>Portfolio Holdings</b>	<b>Cash Dividends and Income</b>	<b>Closing Market Value</b>
PFM Managed Account	7,577,319.01	8,654,521,792.41
Cash Balance	0.00	223,180,747.17
<b>Total</b>	<b>\$7,577,319.01</b>	<b>\$8,877,702,539.58</b>

**Investment Allocation**

<b>Investment Type</b>	<b>Closing Market Value</b>	<b>Percent</b>
Asset-Backed Security	199,348,060.78	2.25
Bank Note	71,277,577.00	0.80
Certificate of Deposit	1,500,718,183.24	16.90
Commercial Paper	1,024,674,100.00	11.54
Corporate Note	195,880,543.82	2.21
Federal Agency Bond / Note	2,673,944,497.57	30.13
Federally Insured Cash Account	50,000,000.00	0.56
Joint Powers Authority	375,000,000.00	4.22
Money Market Mutual Fund	497,000,000.00	5.60
NOW Account	200,000,000.00	2.25
Supra-National Agency Bond / Note	230,639,755.00	2.60
U.S. Treasury Bond / Note	1,636,039,075.00	18.43
Cash Balance	223,180,747.17	2.51
<b>Total</b>	<b>\$8,877,702,539.58</b>	<b>100.00%</b>



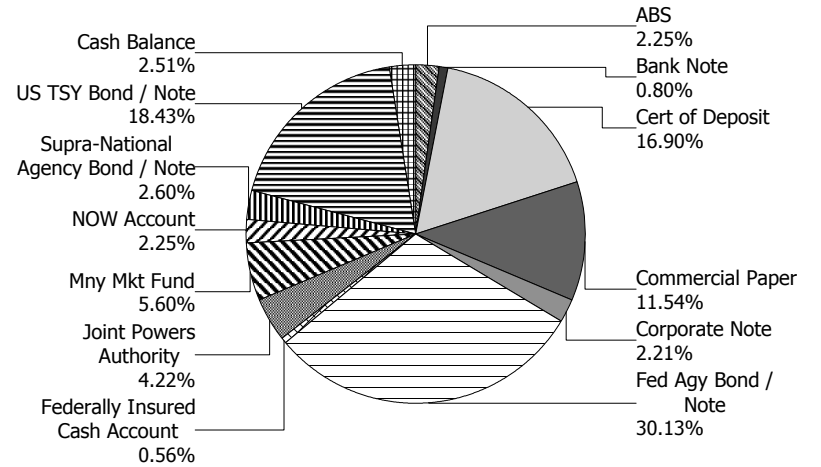
**Consolidated Summary Statement**

SAN BERNARDINO COUNTY

**Maturity Distribution (Fixed Income Holdings)**

**Sector Allocation**

Portfolio Holdings	Closing Market Value	Percent
Under 30 days	2,045,329,626.97	23.03
31 to 60 days	403,152,967.68	4.54
61 to 90 days	279,590,125.15	3.15
91 to 180 days	1,151,464,725.03	12.97
181 days to 1 year	1,094,185,792.19	12.33
1 to 2 years	1,005,021,708.25	11.32
2 to 3 years	1,297,184,199.26	14.61
3 to 4 years	959,328,658.61	10.81
4 to 5 years	642,444,736.44	7.24
Over 5 years	0.00	0.00
<b>Total</b>	<b>\$8,877,702,539.58</b>	<b>100.00%</b>
<b>Weighted Average Days to Maturity</b>	<b>521</b>	





## Managed Account Summary Statement

For the Month Ending **September 30, 2020**

**SAN BERNARDINO COUNTY - 76990800**

### Transaction Summary - Managed Account

<b>Opening Market Value</b>	<b>\$8,145,519,469.45</b>
Maturities/Calls	(3,559,535,312.82)
Principal Dispositions	(453,000,000.00)
Principal Acquisitions	4,526,663,943.36
Unsettled Trades	0.00
Change in Current Value	(5,126,307.58)
<b>Closing Market Value</b>	<b>\$8,654,521,792.41</b>

### Cash Transactions Summary - Managed Account

Maturities/Calls	3,554,983,652.78
Sale Proceeds	453,000,000.00
Coupon/Interest/Dividend Income	4,252,136.56
Principal Payments	6,535,312.82
Security Purchases	(4,526,664,247.39)
Net Cash Contribution	507,893,145.23
Reconciling Transactions	0.00

### Earnings Reconciliation (Cash Basis) - Managed Account

Interest/Dividends/Coupons Received	6,235,789.34
Less Purchased Interest Related to Interest/Coupons	(304.03)
Plus Net Realized Gains/Losses	1,341,833.70
<b>Total Cash Basis Earnings</b>	<b>\$7,577,319.01</b>

### Cash Balance

**Closing Cash Balance** **\$0.00**

### Earnings Reconciliation (Accrual Basis)

	<b>Total</b>
Ending Amortized Value of Securities	8,524,250,993.09
Ending Accrued Interest	23,189,465.49
Plus Proceeds from Sales	453,000,000.00
Plus Proceeds of Maturities/Calls/Principal Payments	3,561,518,965.60
Plus Coupons/Dividends Received	4,252,136.56
Less Cost of New Purchases	(4,526,664,247.39)
Less Beginning Amortized Value of Securities	(8,009,691,178.95)
Less Beginning Accrued Interest	(21,734,839.65)
<b>Total Accrual Basis Earnings</b>	<b>\$8,121,294.75</b>



## Portfolio Summary and Statistics

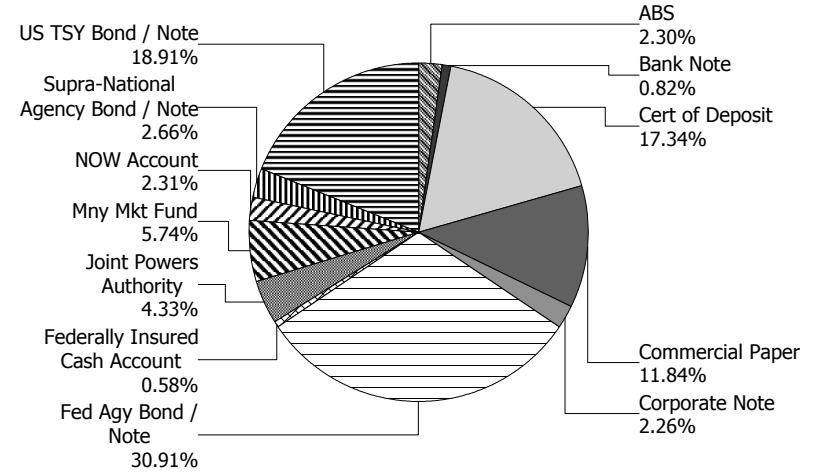
For the Month Ending **September 30, 2020**

**SAN BERNARDINO COUNTY - 76990800**

### Account Summary

Description	Par Value	Market Value	Percent
U.S. Treasury Bond / Note	1,575,000,000.00	1,636,039,075.00	18.91
Supra-National Agency Bond / Note	225,000,000.00	230,639,755.00	2.66
NOW Account	200,000,000.00	200,000,000.00	2.31
Money Market Mutual Fund	497,000,000.00	497,000,000.00	5.74
Joint Powers Authority	375,000,000.00	375,000,000.00	4.33
Federally Insured Cash Account	50,000,000.00	50,000,000.00	0.58
Federal Agency Bond / Note	2,618,235,000.00	2,673,944,497.57	30.91
Corporate Note	193,090,000.00	195,880,543.82	2.26
Commercial Paper	1,025,000,000.00	1,024,674,100.00	11.84
Certificate of Deposit	1,500,000,000.00	1,500,718,183.24	17.34
Bank Note	70,000,000.00	71,277,577.00	0.82
Asset-Backed Security	196,008,463.13	199,348,060.78	2.30
<b>Managed Account Sub-Total</b>	<b>8,524,333,463.13</b>	<b>8,654,521,792.41</b>	<b>100.00%</b>
Accrued Interest		23,189,465.49	
<b>Total Portfolio</b>	<b>8,524,333,463.13</b>	<b>8,677,711,257.90</b>	

### Sector Allocation



**Unsettled Trades** 0.00 0.00

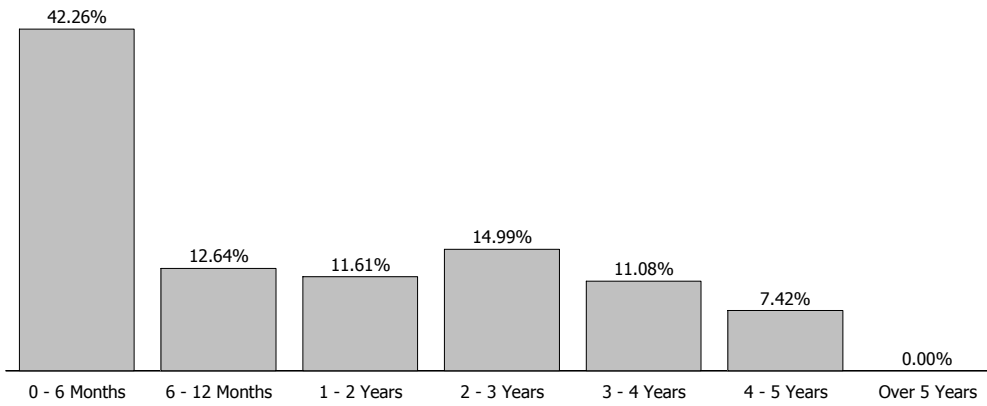


## Portfolio Summary and Statistics

For the Month Ending **September 30, 2020**

SAN BERNARDINO COUNTY - 76990800

### Maturity Distribution



### Characteristics

Yield to Maturity at Cost	1.14%
Yield to Maturity at Market	0.27%
Weighted Average Days to Maturity	534



## Managed Account Issuer Summary

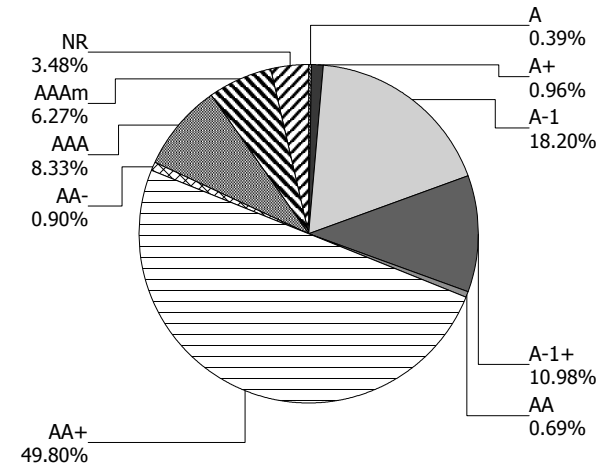
For the Month Ending **September 30, 2020**

SAN BERNARDINO COUNTY - 76990800

### Issuer Summary

Issuer	Market Value of Holdings	Percent
3M COMPANY	17,334,176.00	0.20
BANK OF AMERICA CO	60,149,023.85	0.70
BANK OF MONTREAL	199,993,216.30	2.31
BANK OF NOVA SCOTIA	100,030,196.50	1.16
BANK OF THE WEST	200,000,000.00	2.31
BNP PARIBAS	99,922,700.00	1.15
CAMP	375,000,000.00	4.33
CHASE ISSURANCE	18,576,036.80	0.21
CHEVRON CORPORATION	24,524,615.00	0.28
CREDIT AGRICOLE SA	324,941,175.00	3.75
DEERE & COMPANY	28,513,269.00	0.33
EXXON MOBIL CORP	117,356,781.92	1.36
FANNIE MAE	932,998,050.00	10.78
FEDERAL FARM CREDIT BANKS	486,887,646.43	5.63
FEDERAL HOME LOAN BANKS	540,182,209.94	6.24
FEDERATED GOVT OBLIGATIONS FUNDS	168,000,000.00	1.94
FIDELITY TREASURY MF	329,000,000.00	3.80
FREDDIE MAC	713,876,591.20	8.25
HONDA AUTO RECEIVABLES	60,443,635.83	0.70
HYUNDAI AUTO RECEIVABLES	5,479,503.31	0.06
INTER-AMERICAN DEVELOPMENT BANK	124,141,620.00	1.43
INTERNATIONAL FINANCE CORPORATION	25,141,975.00	0.29
INTL BANK OF RECONSTRUCTION AND DEV	81,356,160.00	0.94
JOHN DEERE OWNER TRUST	19,679,562.22	0.23
JOHNSON & JOHNSON	3,005,460.00	0.03
JP MORGAN CHASE & CO	174,924,025.00	2.02
MERCEDES-BENZ AUTO LEASE TRUST	11,764,622.62	0.14
MERCEDES-BENZ AUTO RECEIVABLES	10,966,214.02	0.13
MICROSOFT CORP	9,901,488.80	0.11
NORDEA BANK AB	100,021,026.60	1.16
NORDEA BANK ABP	100,007,971.25	1.16
RABOBANK NEDERLAND	324,938,300.00	3.75

### Credit Quality (S&P Ratings)







## Managed Account Issuer Summary

For the Month Ending **September 30, 2020**

SAN BERNARDINO COUNTY - 76990800

<b>Issuer</b>	<b>Market Value of Holdings</b>	<b>Percent</b>
ROYAL BANK OF CANADA	250,144,175.70	2.89
STONECASTLE FICA	50,000,000.00	0.58
SVENSKA HANDELSBANKEN AB	125,273,053.13	1.45
SWEDBANK AB	274,941,787.73	3.18
THE BANK OF NEW YORK MELLON CORPORATION	5,162,395.00	0.06
TORONTO-DOMINION BANK	200,165,221.40	2.31
TOYOTA MOTOR CORP	97,887,938.98	1.13
UNITED STATES TREASURY	1,636,039,075.00	18.91
US BANCORP	148,457,460.98	1.72
VISA INC	4,561,020.10	0.05
WAL-MART STORES INC	17,364,752.00	0.20
WELLS FARGO & COMPANY	55,467,659.80	0.64
<b>Total</b>	<b>\$8,654,521,792.41</b>	<b>100.00%</b>



**Managed Account Detail of Securities Held**

For the Month Ending **September 30, 2020**

**SAN BERNARDINO COUNTY - 76990800**

<b>Security Type/Description Dated Date/Coupon/Maturity</b>	<b>CUSIP</b>	<b>Par</b>	<b>S&amp;P Rating</b>	<b>Moody's Rating</b>	<b>Trade Date</b>	<b>Settle Date</b>	<b>Original Cost</b>	<b>YTM at Cost</b>	<b>Accrued Interest</b>	<b>Amortized Cost</b>	<b>Market Value</b>
<b>U.S. Treasury Bond / Note</b>											
US TREASURY NOTES DTD 10/31/2013 1.750% 10/31/2020	912828WC0	50,000,000.00	AA+	Aaa	10/25/17	10/26/17	49,996,093.75	1.75	366,168.48	49,999,893.56	50,062,500.00
US TREASURY NOTES DTD 11/30/2015 1.625% 11/30/2020	912828M98	25,000,000.00	AA+	Aaa	12/20/16	12/21/16	24,755,859.38	1.88	136,526.64	24,989,827.47	25,062,500.00
US TREASURY N/B NOTES DTD 02/15/2018 2.250% 02/15/2021	9128283X6	50,000,000.00	AA+	Aaa	03/14/19	03/18/19	49,787,109.38	2.48	143,682.06	49,958,334.26	50,398,440.00
US TREASURY N/B NOTES DTD 02/15/2018 2.250% 02/15/2021	9128283X6	75,000,000.00	AA+	Aaa	03/25/19	03/26/19	74,923,828.13	2.30	215,523.10	74,984,919.73	75,597,660.00
US TREASURY NOTES DTD 02/29/2016 1.125% 02/28/2021	912828P87	25,000,000.00	AA+	Aaa	11/29/17	11/30/17	24,374,023.44	1.92	24,084.94	24,920,829.27	25,105,470.00
US TREASURY NOTES DTD 05/31/2016 1.375% 05/31/2021	912828R77	25,000,000.00	AA+	Aaa	12/20/16	12/21/16	24,334,960.94	2.00	115,522.54	24,900,777.16	25,207,030.00
US TREASURY NOTES DTD 05/31/2014 2.000% 05/31/2021	912828WN6	50,000,000.00	AA+	Aaa	12/02/16	12/05/16	50,447,265.63	1.79	336,065.57	50,066,079.54	50,625,000.00
US TREASURY NOTES DTD 07/31/2014 2.250% 07/31/2021	912828WY2	100,000,000.00	AA+	Aaa	04/29/19	04/30/19	99,925,781.25	2.28	379,076.09	99,972,675.24	101,765,620.00
US TREASURY NOTES DTD 09/30/2016 1.125% 09/30/2021	912828T34	25,000,000.00	AA+	Aaa	11/29/17	11/30/17	24,198,242.19	2.00	772.66	24,791,542.97	25,246,095.00
US TREASURY NOTES DTD 12/01/2014 1.875% 11/30/2021	912828G53	25,000,000.00	AA+	Aaa	12/20/16	12/21/16	24,734,375.00	2.10	157,530.74	24,937,456.72	25,503,905.00
US TREASURY NOTES DTD 02/02/2015 1.500% 01/31/2022	912828H86	50,000,000.00	AA+	Aaa	02/15/17	02/16/17	48,779,296.88	2.02	126,358.70	49,671,556.67	50,906,250.00
US TREASURY N/B NOTES DTD 02/28/2017 1.875% 02/28/2022	912828W55	25,000,000.00	AA+	Aaa	11/29/17	11/30/17	24,823,242.19	2.05	40,141.57	24,941,308.66	25,613,280.00
US TREASURY NOTES DTD 07/31/2017 1.875% 07/31/2022	9128282P4	100,000,000.00	AA+	Aaa	04/29/19	04/30/19	98,746,093.75	2.28	315,896.74	99,294,941.60	103,171,880.00
US TREASURY N/B NOTES DTD 11/02/2015 1.875% 10/31/2022	912828M49	25,000,000.00	AA+	Aaa	11/29/17	11/30/17	24,739,257.81	2.10	196,161.68	24,889,663.66	25,898,437.50



**Managed Account Detail of Securities Held**

For the Month Ending **September 30, 2020**

**SAN BERNARDINO COUNTY - 76990800**

<b>Security Type/Description</b>	<b>Dated Date/Coupon/Maturity</b>	<b>CUSIP</b>	<b>Par</b>	<b>S&amp;P Rating</b>	<b>Moody's Rating</b>	<b>Trade Date</b>	<b>Settle Date</b>	<b>Original Cost</b>	<b>YTM at Cost</b>	<b>Accrued Interest</b>	<b>Amortized Cost</b>	<b>Market Value</b>
<b>U.S. Treasury Bond / Note</b>												
US TREASURY N/B NOTES DTD 05/31/2016 1.625% 05/31/2023		912828R69	50,000,000.00	AA+	Aaa	04/05/19	04/08/19	48,658,203.13	2.31	273,053.28	49,138,555.77	51,960,940.00
US TREASURY NOTES DTD 06/30/2016 1.375% 06/30/2023		912828S35	25,000,000.00	AA+	Aaa	11/08/19	11/12/19	24,701,171.88	1.72	86,871.60	24,774,188.71	25,835,937.50
US TREASURY NOTES DTD 06/30/2016 1.375% 06/30/2023		912828S35	50,000,000.00	AA+	Aaa	04/03/19	04/04/19	48,123,046.88	2.31	173,743.21	48,785,072.98	51,671,875.00
US TREASURY N/B NOTES DTD 07/02/2018 2.625% 06/30/2023		9128284U1	50,000,000.00	AA+	Aaa	04/05/19	04/08/19	50,634,765.63	2.31	331,691.58	50,411,939.87	53,390,625.00
US TREASURY NOTES DTD 06/30/2016 1.375% 06/30/2023		912828S35	100,000,000.00	AA+	Aaa	04/15/19	04/16/19	96,035,156.25	2.37	347,486.41	97,413,558.96	103,343,750.00
US TREASURY NOTES DTD 08/01/2016 1.250% 07/31/2023		912828S92	100,000,000.00	AA+	Aaa	03/27/19	03/28/19	96,265,625.00	2.15	210,597.83	97,567,711.62	103,093,750.00
US TREASURY NOTES DTD 08/31/2016 1.375% 08/31/2023		912828D1	100,000,000.00	AA+	Aaa	03/28/19	03/29/19	96,562,500.00	2.20	117,748.62	97,736,695.54	103,546,880.00
US TREASURY NOTES DTD 05/15/2014 2.500% 05/15/2024		912828WJ5	50,000,000.00	AA+	Aaa	09/30/19	10/01/19	52,062,500.00	1.57	472,146.74	51,615,299.17	54,156,250.00
US TREASURY NOTES DTD 05/15/2014 2.500% 05/15/2024		912828WJ5	50,000,000.00	AA+	Aaa	12/23/19	12/26/19	51,611,328.13	1.73	472,146.74	51,329,697.75	54,156,250.00
US TREASURY N/B NOTES DTD 06/30/2017 2.000% 06/30/2024		912828XX3	50,000,000.00	AA+	Aaa	09/25/19	09/26/19	50,886,718.75	1.61	252,717.39	50,697,545.28	53,359,375.00
US TREASURY N/B NOTES DTD 06/30/2017 2.000% 06/30/2024		912828XX3	50,000,000.00	AA+	Aaa	10/31/19	11/01/19	51,017,578.13	1.55	252,717.39	50,817,408.62	53,359,375.00
US TREASURY N/B NOTES DTD 06/30/2017 2.000% 06/30/2024		912828XX3	50,000,000.00	AA+	Aaa	11/01/19	11/04/19	50,935,546.88	1.58	252,717.39	50,752,840.08	53,359,375.00
UNITED STATES TREASURY NOTES DTD 06/30/2019 1.750% 06/30/2024		9128286Z8	50,000,000.00	AA+	Aaa	12/11/19	12/12/19	50,173,828.13	1.67	221,127.72	50,143,078.75	52,890,625.00
US TREASURY N/B DTD 07/31/2017 2.125% 07/31/2024		9128282N9	50,000,000.00	AA+	Aaa	10/10/19	10/11/19	51,474,609.38	1.49	179,008.15	51,175,486.34	53,656,250.00



**Managed Account Detail of Securities Held**

For the Month Ending **September 30, 2020**

**SAN BERNARDINO COUNTY - 76990800**

Security Type/Description Dated Date/Coupon/Maturity	CUSIP	Par	S&P Rating	Moody's Rating	Trade Date	Settle Date	Original Cost	YTM at Cost	Accrued Interest	Amortized Cost	Market Value
<b>U.S. Treasury Bond / Note</b>											
US TREASURY N/B DTD 02/17/2015 2.000% 02/15/2025	912828J27	50,000,000.00	AA+	Aaa	12/19/19	12/20/19	50,576,171.88	1.77	127,717.39	50,488,706.30	53,812,500.00
US TREASURY NOTES DTD 05/15/2015 2.125% 05/15/2025	912828XB1	50,000,000.00	AA+	Aaa	12/09/19	12/10/19	51,109,375.00	1.70	401,324.73	50,943,779.94	54,281,250.00

**Security Type Sub-Total** **1,575,000,000.00** **1,565,393,554.77** **2.01** **6,726,327.68** **1,572,111,372.19** **1,636,039,075.00**

<b>Supra-National Agency Bond / Note</b>											
INTERNATIONAL FINANCE CORPORATION NOTE DTD 01/25/2018 2.250% 01/25/2021	45950KCM0	25,000,000.00	AAA	Aaa	01/18/18	01/25/18	24,926,500.00	2.35	103,125.00	24,992,220.80	25,141,975.00
INTER-AMERICAN DEVELOPMENT BANK NOTE DTD 04/19/2018 2.625% 04/19/2021	4581X0DB1	50,000,000.00	AAA	Aaa	04/12/18	04/19/18	49,890,000.00	2.70	590,625.00	49,979,927.01	50,642,900.00
INTL BANK OF RECONSTRUCTION AND DEV NOTE DTD 07/25/2018 2.750% 07/23/2021	459058GH0	50,000,000.00	AAA	Aaa	07/18/18	07/25/18	49,883,000.00	2.83	259,722.22	49,968,450.64	51,012,050.00
INTL BANK OF RECON AND DEV GLOBAL NOTES DTD 12/13/2017 2.125% 12/13/2021	459058GF4	20,000,000.00	AAA	Aaa	12/12/17	12/13/17	19,955,000.00	2.18	127,500.00	19,986,509.24	20,450,200.00
INTER-AMERICAN DEVELOPMENT BANK NOTE DTD 09/26/2018 3.000% 09/26/2022	4581X0DD7	25,000,000.00	AAA	Aaa	09/20/18	09/26/18	24,944,000.00	3.06	10,416.67	24,972,210.81	26,352,750.00
INTER-AMERICAN DEVEL BK CORPORATE NOTES DTD 04/24/2020 0.500% 05/24/2023	4581X0DM7	20,000,000.00	AAA	Aaa	04/17/20	04/24/20	19,993,200.00	0.51	35,277.78	19,994,167.11	20,117,520.00
INTER-AMERICAN DEVELOPMENT BANK NOTE DTD 10/04/2013 3.000% 10/04/2023	4581X0CC0	25,000,000.00	AAA	Aaa	03/14/19	03/21/19	25,480,000.00	2.55	368,750.00	25,317,876.96	27,028,450.00



**Managed Account Detail of Securities Held**

For the Month Ending **September 30, 2020**

**SAN BERNARDINO COUNTY - 76990800**

<b>Security Type/Description</b>	<b>Dated Date/Coupon/Maturity</b>	<b>CUSIP</b>	<b>Par</b>	<b>S&amp;P Rating</b>	<b>Moody's Rating</b>	<b>Trade Date</b>	<b>Settle Date</b>	<b>Original Cost</b>	<b>YTM at Cost</b>	<b>Accrued Interest</b>	<b>Amortized Cost</b>	<b>Market Value</b>
<b>Supra-National Agency Bond / Note</b>												
INTL BANK OF RECON AND DEV SN (FLOATER) DTD 06/16/2020 0.490% 06/17/2024		45906M2B6	10,000,000.00	AAA	Aaa	06/09/20	06/16/20	10,000,000.00	0.48	1,833.34	10,000,000.00	9,893,910.00
<b>Security Type Sub-Total</b>			<b>225,000,000.00</b>					<b>225,071,700.00</b>	<b>2.38</b>	<b>1,497,250.01</b>	<b>225,211,362.57</b>	<b>230,639,755.00</b>
<b>NOW Account</b>												
BANK OF THE WEST MONEY MARKET FUND		BKOFWEST7	75,000,000.00	NR	NR	03/26/20	03/26/20	75,000,000.00	0.30	0.00	75,000,000.00	75,000,000.00
BANK OF THE WEST MONEY MARKET FUND		BKOFWEST7	125,000,000.00	NR	NR	08/30/19	08/30/19	125,000,000.00	0.30	0.00	125,000,000.00	125,000,000.00
<b>Security Type Sub-Total</b>			<b>200,000,000.00</b>					<b>200,000,000.00</b>	<b>0.30</b>	<b>0.00</b>	<b>200,000,000.00</b>	<b>200,000,000.00</b>
<b>Money Market Mutual Fund</b>												
FEDERATED GOVT OBLIGATIONS FUND		608919718	168,000,000.00	AAAm	NR	08/31/20	08/31/20	168,000,000.00	0.01	0.00	168,000,000.00	168,000,000.00
FIDELITY GOV'T MM FUND 2642		31607A703	329,000,000.00	AAA	AAA	09/28/20	09/28/20	329,000,000.00	0.01	0.00	329,000,000.00	329,000,000.00
<b>Security Type Sub-Total</b>			<b>497,000,000.00</b>					<b>497,000,000.00</b>	<b>0.01</b>	<b>0.00</b>	<b>497,000,000.00</b>	<b>497,000,000.00</b>
<b>Joint Powers Authority</b>												
CALIFORNIA ASSET MANAGEMENT PROGRAM		CAMPMF025	18,000,000.00	AAAm	NR	05/21/20	05/21/20	18,000,000.00	0.25	0.00	18,000,000.00	18,000,000.00
CALIFORNIA ASSET MANAGEMENT PROGRAM		CAMPMF025	36,000,000.00	AAAm	NR	10/17/19	10/17/19	36,000,000.00	0.25	0.00	36,000,000.00	36,000,000.00
CALIFORNIA ASSET MANAGEMENT PROGRAM		CAMPMF025	46,000,000.00	AAAm	NR	10/21/19	10/21/19	46,000,000.00	0.25	0.00	46,000,000.00	46,000,000.00
CALIFORNIA ASSET MANAGEMENT PROGRAM		CAMPMF025	75,000,000.00	AAAm	NR	06/30/20	06/30/20	75,000,000.00	0.25	0.00	75,000,000.00	75,000,000.00
CALIFORNIA ASSET MANAGEMENT PROGRAM		CAMPMF025	200,000,000.00	AAAm	NR	08/30/19	08/30/19	200,000,000.00	0.25	0.00	200,000,000.00	200,000,000.00
<b>Security Type Sub-Total</b>			<b>375,000,000.00</b>					<b>375,000,000.00</b>	<b>0.25</b>	<b>0.00</b>	<b>375,000,000.00</b>	<b>375,000,000.00</b>



**Managed Account Detail of Securities Held**

For the Month Ending **September 30, 2020**

**SAN BERNARDINO COUNTY - 76990800**

<b>Security Type/Description Dated Date/Coupon/Maturity</b>	<b>CUSIP</b>	<b>Par</b>	<b>S&amp;P Rating</b>	<b>Moody's Rating</b>	<b>Trade Date</b>	<b>Settle Date</b>	<b>Original Cost</b>	<b>YTM at Cost</b>	<b>Accrued Interest</b>	<b>Amortized Cost</b>	<b>Market Value</b>
<b>Federally Insured Cash Account</b>											
STONECASTLE FICA	FICAMF003	50,000,000.00	NR	NR	08/30/19	08/30/19	50,000,000.00	0.10	0.00	50,000,000.00	50,000,000.00
<b>Security Type Sub-Total</b>		<b>50,000,000.00</b>					<b>50,000,000.00</b>	<b>0.10</b>	<b>0.00</b>	<b>50,000,000.00</b>	<b>50,000,000.00</b>
<b>Federal Agency Bond / Note</b>											
FEDERAL HOME LOAN BANKS NOTES DTD 09/07/2018 2.625% 10/01/2020	3130AEWA4	75,000,000.00	AA+	Aaa	09/06/18	09/07/18	74,838,750.00	2.73	984,375.00	75,000,000.00	75,005,250.00
FANNIE MAE NOTES DTD 11/01/2018 2.875% 10/30/2020	3135G0U84	50,000,000.00	AA+	Aaa	10/30/18	11/01/18	49,971,000.00	2.91	602,951.39	49,998,846.36	50,110,950.00
FHLMC NOTES DTD 11/15/2017 1.875% 11/17/2020	3137EAEK1	50,000,000.00	AA+	Aaa	11/14/17	11/15/17	49,952,000.00	1.91	348,958.33	49,997,945.36	50,112,450.00
FREDDIE MAC NOTES DTD 02/16/2018 2.375% 02/16/2021	3137EAEL9	50,000,000.00	AA+	Aaa	02/15/18	02/16/18	49,868,000.00	2.47	148,437.50	49,983,379.56	50,424,500.00
FANNIE MAE NOTES DTD 04/13/2018 2.500% 04/13/2021	3135G0U27	50,000,000.00	AA+	Aaa	04/12/18	04/13/18	49,925,500.00	2.55	583,333.33	49,986,812.96	50,637,050.00
FEDERAL FARM CREDIT BANK NOTES DTD 11/26/2018 2.875% 05/26/2021	3133EJW70	25,000,000.00	AA+	Aaa	11/26/18	11/27/18	24,955,750.00	2.95	249,565.97	24,988,488.20	25,449,250.00
FEDERAL FARM CREDIT BANK NOTES DTD 11/26/2018 2.875% 05/26/2021	3133EJW70	50,000,000.00	AA+	Aaa	11/20/18	11/26/18	49,966,000.00	2.90	499,131.95	49,991,164.47	50,898,500.00
FANNIE MAE NOTES DTD 06/25/2018 2.750% 06/22/2021	3135G0U35	75,000,000.00	AA+	Aaa	06/22/18	06/25/18	74,982,750.00	2.76	567,187.50	74,995,833.49	76,428,900.00
FHLB NOTES DTD 03/05/2012 2.375% 09/10/2021	313378JP7	20,000,000.00	AA+	Aaa	08/29/19	08/30/19	20,321,600.00	1.57	27,708.33	20,149,097.57	20,422,380.00
FEDERAL HOME LOAN BANKS NOTES DTD 10/12/2018 3.000% 10/12/2021	3130AF5B9	50,000,000.00	AA+	Aaa	10/11/18	10/12/18	49,967,500.00	3.02	704,166.67	49,988,850.36	51,470,600.00
FEDERAL HOME LOAN BANKS NOTES DTD 11/08/2019 1.625% 11/19/2021	3130AHJY0	30,000,000.00	AA+	Aaa	11/07/19	11/08/19	29,948,700.00	1.71	178,750.00	29,971,377.09	30,503,340.00
FEDERAL HOME LOAN BANKS NOTES DTD 12/20/2019 1.625% 12/20/2021	3130AHSR5	22,500,000.00	AA+	Aaa	12/19/19	12/20/19	22,475,700.00	1.68	102,578.13	22,485,207.25	22,906,147.50



**Managed Account Detail of Securities Held**

For the Month Ending **September 30, 2020**

**SAN BERNARDINO COUNTY - 76990800**

<b>Security Type/Description Dated Date/Coupon/Maturity</b>	<b>CUSIP</b>	<b>Par</b>	<b>S&amp;P Rating</b>	<b>Moody's Rating</b>	<b>Trade Date</b>	<b>Settle Date</b>	<b>Original Cost</b>	<b>YTM at Cost</b>	<b>Accrued Interest</b>	<b>Amortized Cost</b>	<b>Market Value</b>
<b>Federal Agency Bond / Note</b>											
FANNIE MAE NOTES DTD 01/11/2019 2.625% 01/11/2022	3135G0U92	60,000,000.00	AA+	Aaa	01/09/19	01/11/19	59,956,800.00	2.65	350,000.00	59,981,592.70	61,900,500.00
FEDERAL FARM CREDIT BANK NOTES DTD 01/18/2019 2.600% 01/18/2022	3133EJ5P0	50,000,000.00	AA+	Aaa	01/16/19	01/18/19	49,957,500.00	2.63	263,611.11	49,981,619.53	51,591,650.00
FANNIE MAE NOTES DTD 04/12/2019 2.250% 04/12/2022	3135G0V59	75,000,000.00	AA+	Aaa	04/11/19	04/12/19	74,754,000.00	2.36	792,187.50	74,874,755.47	77,415,300.00
FEDERAL FARM CREDIT BANK NOTES DTD 05/06/2020 0.250% 05/06/2022	3133ELYR9	100,000,000.00	AA+	Aaa	04/30/20	05/06/20	99,873,000.00	0.31	100,694.44	99,898,747.95	100,170,900.00
FEDERAL HOME LOAN BANK DTD 06/01/2012 2.125% 06/10/2022	313379O69	25,000,000.00	AA+	Aaa	07/15/19	07/16/19	25,156,500.00	1.90	163,802.08	25,091,094.81	25,836,950.00
FFCB NOTES DTD 12/16/2019 1.630% 06/15/2022	3133ELDK7	40,000,000.00	AA+	Aaa	12/04/19	12/16/19	39,997,880.80	1.63	191,977.78	39,998,554.67	41,012,960.00
FREDDIE MAC NOTES DTD 07/23/2020 0.125% 07/25/2022	3137EAET2	25,000,000.00	AA+	Aaa	07/21/20	07/23/20	24,943,500.00	0.24	5,902.78	24,948,903.01	24,987,375.00
FANNIE MAE NOTES DTD 09/06/2019 1.375% 09/06/2022	3135G0W33	75,000,000.00	AA+	Aaa	09/05/19	09/06/19	74,739,000.00	1.49	71,614.58	74,832,112.23	76,751,625.00
FEDERAL HOME LOAN BANKS NOTES DTD 08/13/2012 2.000% 09/09/2022	313380GJ0	10,000,000.00	AA+	Aaa	08/28/19	08/29/19	10,150,500.00	1.49	12,222.22	10,096,254.74	10,355,500.00
FEDERAL HOME LOAN BANK NOTES (CALLABLE) DTD 10/26/2018 3.210% 10/26/2022	3130AFAJ6	25,000,000.00	AA+	Aaa	10/17/18	10/26/18	25,000,000.00	3.21	345,520.83	25,000,000.00	25,052,475.00
FEDERAL FARM CREDIT BANK NOTES(CALLABLE) DTD 01/24/2020 1.640% 01/24/2023	3133ELJN5	10,000,000.00	AA+	Aaa	01/23/20	01/24/20	9,995,000.00	1.66	30,522.22	9,996,145.07	10,185,030.00
FEDERAL FARM CREDIT BANK NOTES(CALLABLE) DTD 01/24/2020 1.640% 01/24/2023	3133ELJN5	20,000,000.00	AA+	Aaa	01/23/20	01/24/20	19,990,000.00	1.66	61,044.44	19,992,290.15	20,370,060.00
FEDERAL FARM CREDIT BANK NOTES(CALLABLE) DTD 01/24/2020 1.640% 01/24/2023	3133ELJN5	20,000,000.00	AA+	Aaa	01/23/20	01/24/20	19,990,000.00	1.66	61,044.44	19,992,290.15	20,370,060.00



**Managed Account Detail of Securities Held**

For the Month Ending **September 30, 2020**

**SAN BERNARDINO COUNTY - 76990800**

<b>Security Type/Description Dated Date/Coupon/Maturity</b>	<b>CUSIP</b>	<b>Par</b>	<b>S&amp;P Rating</b>	<b>Moody's Rating</b>	<b>Trade Date</b>	<b>Settle Date</b>	<b>Original Cost</b>	<b>YTM at Cost</b>	<b>Accrued Interest</b>	<b>Amortized Cost</b>	<b>Market Value</b>
<b>Federal Agency Bond / Note</b>											
FEDERAL HOME LOAN BANKS NOTES DTD 02/21/2020 1.375% 02/17/2023	3130AJ7E3	50,000,000.00	AA+	Aaa	02/20/20	02/21/20	49,908,000.00	1.44	84,027.78	49,926,787.55	51,384,700.00
FEDERAL HOME LOAN BANKS NOTES DTD 03/01/2018 2.750% 03/10/2023	3130ADRG9	10,000,000.00	AA+	Aaa	01/07/19	01/09/19	10,042,680.00	2.64	16,041.67	10,024,973.83	10,616,550.00
FREDDIE MAC NOTES DTD 04/20/2020 0.375% 04/20/2023	3137EAEQ8	50,000,000.00	AA+	Aaa	04/17/20	04/20/20	49,875,000.00	0.46	83,854.17	49,893,721.46	50,201,250.00
FREDDIE MAC NOTES (CALLABLE) DTD 05/04/2020 0.450% 05/04/2023	3134GVRD2	50,000,000.00	AA+	Aaa	05/01/20	05/04/20	50,000,000.00	0.45	91,875.00	50,000,000.00	50,065,200.00
FREDDIE MAC NOTES DTD 05/07/2020 0.375% 05/05/2023	3137EAER6	100,000,000.00	AA+	Aaa	05/05/20	05/07/20	99,958,000.00	0.39	150,000.00	99,963,648.67	100,409,000.00
FANNIE MAE NOTES DTD 05/22/2020 0.250% 05/22/2023	3135G04Q3	100,000,000.00	AA+	Aaa	05/20/20	05/22/20	99,699,000.00	0.35	89,583.33	99,735,284.93	100,087,400.00
FFCB FLOATING NOTES DTD 06/09/2020 0.420% 06/09/2023	3133ELH72	45,000,000.00	AA+	Aaa	06/03/20	06/09/20	45,000,000.00	0.39	11,137.50	45,000,000.00	45,078,120.00
FREDDIE MAC NOTES DTD 06/26/2020 0.250% 06/26/2023	3137EAES4	23,000,000.00	AA+	Aaa	06/24/20	06/26/20	22,932,840.00	0.35	15,173.61	22,938,789.33	23,014,536.00
FANNIE MAE NOTES DTD 07/10/2020 0.250% 07/10/2023	3135G05G4	50,000,000.00	AA+	Aaa	07/08/20	07/10/20	49,892,500.00	0.32	28,125.00	49,900,648.40	50,032,050.00
FEDERAL FARM CREDIT BANKS NOTES DTD 08/14/2019 1.600% 08/14/2023	3133EKZK5	10,000,000.00	AA+	Aaa	08/28/19	08/29/19	10,047,100.00	1.48	20,888.89	10,034,103.53	10,392,520.00
FREDDIE MAC NOTES DTD 08/21/2020 0.250% 08/24/2023	3137EAEV7	45,000,000.00	AA+	Aaa	08/19/20	08/21/20	44,954,100.00	0.28	12,500.00	44,955,813.93	45,030,105.00
FREDDIE MAC NOTES DTD 09/04/2020 0.250% 09/08/2023	3137EAEW5	32,000,000.00	AA+	Aaa	09/03/20	09/04/20	31,989,440.00	0.26	6,000.00	31,989,699.44	32,012,352.00
FANNIE MAE NOTES DTD 02/08/2019 2.500% 02/05/2024	3135G0V34	100,000,000.00	AA+	Aaa	02/07/19	02/08/19	99,628,000.00	2.58	388,888.89	99,750,639.61	107,361,100.00
FHLB BONDS DTD 02/15/2019 2.500% 02/13/2024	3130AFW94	50,000,000.00	AA+	Aaa	02/14/19	02/15/19	49,823,000.00	2.58	166,666.67	49,880,641.45	53,704,900.00





**Managed Account Detail of Securities Held**

For the Month Ending **September 30, 2020**

**SAN BERNARDINO COUNTY - 76990800**

<b>Security Type/Description Dated Date/Coupon/Maturity</b>	<b>CUSIP</b>	<b>Par</b>	<b>S&amp;P Rating</b>	<b>Moody's Rating</b>	<b>Trade Date</b>	<b>Settle Date</b>	<b>Original Cost</b>	<b>YTM at Cost</b>	<b>Accrued Interest</b>	<b>Amortized Cost</b>	<b>Market Value</b>
<b>Federal Agency Bond / Note</b>											
FFCB (CALLABLE) NOTES DTD 03/12/2020 1.050% 03/12/2024	3133ELSL9	30,995,000.00	AA+	Aaa	03/06/20	03/12/20	30,995,000.00	1.05	17,176.40	30,995,000.00	31,103,916.43
FFCB (CALLABLE) NOTES DTD 03/12/2020 1.050% 03/12/2024	3133ELSL9	50,000,000.00	AA+	Aaa	03/06/20	03/12/20	50,000,000.00	1.05	27,708.33	50,000,000.00	50,175,700.00
FEDERAL FARM CREDIT BANK NOTES(CALLABLE) DTD 04/22/2020 0.800% 04/22/2024	3133ELXC3	10,000,000.00	AA+	Aaa	04/16/20	04/22/20	10,000,000.00	0.80	35,333.33	10,000,000.00	10,029,660.00
FEDERAL FARM CREDIT BANK NOTES(CALLABLE) DTD 04/22/2020 0.800% 04/22/2024	3133ELXC3	10,000,000.00	AA+	Aaa	04/16/20	04/22/20	10,000,000.00	0.80	35,333.33	10,000,000.00	10,029,660.00
FEDERAL FARM CREDIT BANK NOTES(CALLABLE) DTD 04/22/2020 0.800% 04/22/2024	3133ELXC3	10,000,000.00	AA+	Aaa	04/16/20	04/22/20	10,000,000.00	0.80	35,333.33	10,000,000.00	10,029,660.00
FHLMC (CALLABLE) NOTES DTD 04/29/2020 0.570% 04/29/2024	3134GVPP7	25,000,000.00	AA+	Aaa	04/27/20	04/29/20	25,000,000.00	0.57	60,166.67	25,000,000.00	25,099,925.00
FHLMC (CALLABLE) NOTES DTD 05/20/2020 0.560% 05/20/2024	3134GVTN8	25,000,000.00	AA+	Aaa	05/12/20	05/20/20	24,990,000.00	0.57	50,944.44	24,990,917.18	25,047,550.00
FHLMC (CALLABLE) NOTES DTD 05/20/2020 0.510% 05/20/2024	3134GVUY2	25,000,000.00	AA+	Aaa	05/12/20	05/20/20	25,000,000.00	0.51	46,395.83	25,000,000.00	25,077,625.00
FHLMC (CALLABLE) NOTES DTD 05/20/2020 0.590% 05/20/2024	3134GVXD5	25,000,000.00	AA+	Aaa	05/18/20	05/20/20	25,000,000.00	0.59	53,673.61	25,000,000.00	25,050,750.00
FHLMC (CALLABLE) NOTES DTD 05/20/2020 0.500% 05/20/2024	3134GVXC7	25,000,000.00	AA+	Aaa	05/18/20	05/20/20	25,000,000.00	0.50	45,486.11	25,000,000.00	25,070,000.00
FANNIE MAE NOTES DTD 07/08/2019 1.750% 07/02/2024	3135G0V75	25,000,000.00	AA+	Aaa	07/08/19	07/09/19	24,781,000.00	1.94	108,159.72	24,835,148.35	26,362,900.00
FEDERAL HOME LOAN BANK NOTES DTD 08/15/2014 2.875% 09/13/2024	3130A2UW4	25,000,000.00	AA+	Aaa	09/23/19	09/24/19	26,450,750.00	1.65	35,937.50	26,152,771.06	27,486,150.00
FEDERAL HOME LOAN BANK NOTES DTD 08/15/2014 2.875% 09/13/2024	3130A2UW4	25,000,000.00	AA+	Aaa	09/25/19	09/26/19	26,433,325.00	1.67	35,937.50	26,140,180.80	27,486,150.00



**Managed Account Detail of Securities Held**

For the Month Ending **September 30, 2020**

**SAN BERNARDINO COUNTY - 76990800**

<b>Security Type/Description Dated Date/Coupon/Maturity</b>	<b>CUSIP</b>	<b>Par</b>	<b>S&amp;P Rating</b>	<b>Moody's Rating</b>	<b>Trade Date</b>	<b>Settle Date</b>	<b>Original Cost</b>	<b>YTM at Cost</b>	<b>Accrued Interest</b>	<b>Amortized Cost</b>	<b>Market Value</b>
<b>Federal Agency Bond / Note</b>											
FANNIE MAE NOTES DTD 10/18/2019 1.625% 10/15/2024	3135G0W66	25,000,000.00	AA+	Aaa	10/17/19	10/18/19	24,957,250.00	1.66	187,326.39	24,965,429.69	26,309,850.00
FEDERAL HOME LOAN BANK NOTES DTD 11/06/2014 2.750% 12/13/2024	3130A3GE8	10,000,000.00	AA+	Aaa	12/04/19	12/05/19	10,515,630.00	1.68	82,500.00	10,431,049.82	10,982,870.00
FEDERAL HOME LOAN BANK NOTES DTD 11/06/2014 2.750% 12/13/2024	3130A3GE8	25,000,000.00	AA+	Aaa	12/03/19	12/05/19	26,384,500.00	1.60	206,250.00	26,157,396.73	27,457,175.00
FEDERAL HOME LOAN BANK NOTES DTD 11/06/2014 2.750% 12/13/2024	3130A3GE8	25,000,000.00	AA+	Aaa	12/04/19	12/05/19	26,287,500.00	1.68	206,250.00	26,076,307.90	27,457,175.00
FANNIE MAE NOTES DTD 01/10/2020 1.625% 01/07/2025	3135G0X24	75,000,000.00	AA+	Aaa	01/08/20	01/10/20	74,760,750.00	1.69	284,375.00	74,795,509.46	79,051,425.00
FREDDIE MAC NOTES DTD 02/14/2020 1.500% 02/12/2025	3137EAEP0	50,000,000.00	AA+	Aaa	02/13/20	02/14/20	49,961,500.00	1.52	102,083.33	49,966,352.05	52,424,950.00
FEDERAL HOME LOAN BANKS NOTES DTD 02/17/2015 2.375% 03/14/2025	3130A4CH3	25,840,000.00	AA+	Aaa	12/05/19	12/06/19	26,658,094.40	1.74	28,980.28	26,530,599.17	28,056,193.44
FANNIE MAE NOTES DTD 04/24/2020 0.625% 04/22/2025	3135G03U5	50,000,000.00	AA+	Aaa	04/22/20	04/24/20	49,897,000.00	0.67	136,284.72	49,906,035.09	50,511,400.00
FHLMC (CALLABLE) NOTES DTD 05/06/2020 0.700% 05/06/2025	3134GVPR3	25,000,000.00	AA+	Aaa	04/27/20	05/06/20	25,000,000.00	0.70	70,486.11	25,000,000.00	25,126,100.00
FANNIE MAE NOTES DTD 06/19/2020 0.500% 06/17/2025	3135G04Z3	50,000,000.00	AA+	Aaa	06/17/20	06/19/20	49,896,500.00	0.54	70,833.33	49,902,401.32	50,166,850.00
FREDDIE MAC NOTES DTD 07/23/2020 0.375% 07/21/2025	3137EAEU9	45,000,000.00	AA+	Aaa	07/21/20	07/23/20	44,775,900.00	0.48	31,875.00	44,784,500.33	44,885,880.00
FANNIE MAE NOTES DTD 08/27/2020 0.375% 08/25/2025	3135G05X7	50,000,000.00	AA+	Aaa	08/25/20	08/27/20	49,766,000.00	0.47	17,708.33	49,770,490.13	49,870,750.00
FREDDIE MAC (CALLABLE) NOTES DTD 09/02/2020 0.550% 09/02/2025	3134GWA22	19,900,000.00	AA+	Aaa	09/02/20	09/03/20	19,900,000.00	0.55	8,816.81	19,900,000.00	19,899,363.20
FEDERAL HOME LOAN BANK NOTES DTD 09/11/2020 0.375% 09/04/2025	3130AK5E2	14,000,000.00	AA+	Aaa	09/10/20	09/11/20	13,958,000.00	0.44	2,916.67	13,958,461.79	13,997,704.00



**Managed Account Detail of Securities Held**

For the Month Ending **September 30, 2020**

**SAN BERNARDINO COUNTY - 76990800**

<b>Security Type/Description</b> <b>Dated Date/Coupon/Maturity</b>	<b>CUSIP</b>	<b>Par</b>	<b>S&amp;P Rating</b>	<b>Moody's Rating</b>	<b>Trade Date</b>	<b>Settle Date</b>	<b>Original Cost</b>	<b>YTM at Cost</b>	<b>Accrued Interest</b>	<b>Amortized Cost</b>	<b>Market Value</b>
<b>Federal Agency Bond / Note</b>											
FREDDIE MAC NOTES DTD 09/25/2020 0.375% 09/23/2025	3137EAEX3	20,000,000.00	AA+	Aaa	09/23/20	09/25/20	19,939,800.00	0.44	1,250.00	19,939,998.03	19,937,680.00
<b>Security Type Sub-Total</b>		<b>2,618,235,000.00</b>					<b>2,621,735,090.20</b>	<b>1.47</b>	<b>10,637,573.10</b>	<b>2,621,414,664.18</b>	<b>2,673,944,497.57</b>
<b>Corporate Note</b>											
JOHNSON & JOHNSON CORP NOTE DTD 11/10/2017 1.950% 11/10/2020	478160CH5	3,000,000.00	AAA	Aaa	11/08/17	11/10/17	2,996,790.00	1.99	22,912.50	2,999,882.85	3,005,460.00
VISA INC (CALLABLE) CORP NOTES DTD 12/14/2015 2.200% 12/14/2020	92826CAB8	4,550,000.00	AA-	Aa3	03/12/20	03/16/20	4,560,374.00	1.89	29,751.94	4,551,829.37	4,561,020.10
EXXON MOBIL CORPORATE (CALLABLE) NOTES DTD 03/03/2016 2.222% 03/01/2021	30231GAV4	5,000,000.00	AA	Aa1	11/26/18	11/28/18	4,887,350.00	3.26	9,258.33	4,978,460.07	5,033,040.00
EXXON MOBIL CORPORATE (CALLABLE) NOTES DTD 03/03/2016 2.222% 03/01/2021	30231GAV4	9,240,000.00	AA	Aa1	03/09/20	03/11/20	9,255,153.60	2.05	17,109.40	9,245,592.36	9,301,057.92
JOHN DEERE CAPITAL CORP CORP NOTES DTD 06/07/2019 2.300% 06/07/2021	24422EUV9	10,000,000.00	A	A2	06/04/19	06/07/19	9,993,200.00	2.34	72,833.33	9,997,683.72	10,142,680.00
WAL-MART STORES INC CORP NOTES DTD 06/27/2018 3.125% 06/23/2021	931142EJ8	7,000,000.00	AA	Aa2	06/20/18	06/27/18	6,999,650.00	3.13	59,548.61	6,999,915.06	7,150,192.00
WAL-MART STORES INC CORP NOTES DTD 06/27/2018 3.125% 06/23/2021	931142EJ8	10,000,000.00	AA	Aa2	06/21/18	06/27/18	10,011,800.00	3.08	85,069.45	10,002,863.55	10,214,560.00
MICROSOFT CORP (CALLABLE) NOTES DTD 08/08/2016 1.550% 08/08/2021	594918BP8	9,800,000.00	AAA	Aaa	05/14/19	05/16/19	9,607,724.00	2.46	22,363.06	9,726,628.42	9,901,488.80
3M COMPANY DTD 09/14/2018 3.000% 09/14/2021	88579YBA8	2,000,000.00	A+	A1	09/11/18	09/14/18	1,995,900.00	3.07	2,833.33	1,998,698.18	2,049,026.00
3M COMPANY CORP (CALLABLE) NOTES DTD 09/19/2016 1.625% 09/19/2021	88579YAU5	10,000,000.00	A+	A1	11/05/18	11/07/18	9,571,200.00	3.20	5,416.67	9,855,428.46	10,122,090.00



**Managed Account Detail of Securities Held**

For the Month Ending **September 30, 2020**

**SAN BERNARDINO COUNTY - 76990800**

<b>Security Type/Description Dated Date/Coupon/Maturity</b>	<b>CUSIP</b>	<b>Par</b>	<b>S&amp;P Rating</b>	<b>Moody's Rating</b>	<b>Trade Date</b>	<b>Settle Date</b>	<b>Original Cost</b>	<b>YTM at Cost</b>	<b>Accrued Interest</b>	<b>Amortized Cost</b>	<b>Market Value</b>
<b>Corporate Note</b>											
TOYOTA MOTOR CREDIT CORP CORP NOTES DTD 10/07/2019 1.800% 10/07/2021	89236TGJ8	15,000,000.00	A+	A1	10/02/19	10/07/19	14,998,200.00	1.81	130,500.00	14,999,086.46	15,219,540.00
TOYOTA MOTOR CREDIT CORP CORP NOTES DTD 03/18/2019 2.850% 02/18/2022	89236TFU4	10,000,000.00	A+	A1	03/13/19	03/18/19	10,000,000.00	2.85	10,291.67	10,000,000.00	10,039,280.00
3M COMPANY BONDS DTD 02/22/2019 2.750% 03/01/2022	88579YBF7	5,000,000.00	A+	A1	02/12/19	02/22/19	4,997,650.00	2.77	11,458.33	4,998,900.63	5,163,060.00
JOHN DEERE CAPITAL CORP DTD 03/07/2019 2.950% 04/01/2022	24422EUT4	5,000,000.00	A	A2	03/04/19	03/07/19	4,997,600.00	2.97	73,750.00	4,998,828.90	5,193,225.00
TOYOTA MOTOR CREDIT CORP DTD 04/12/2019 2.650% 04/12/2022	89236TFX8	10,000,000.00	A+	A1	04/09/19	04/12/19	9,993,700.00	2.67	124,402.78	9,996,792.52	10,338,630.00
US BANK NA CINCINNATI FLOATING CORP NOT DTD 05/23/2019 0.696% 05/23/2022	90331HPD9	10,000,000.00	AA-	A1	05/13/20	05/15/20	9,933,800.00	2.46	7,348.02	9,946,268.56	10,044,970.00
US BANK NA CINCINNATI FLOATING CORP NOT DTD 05/23/2019 0.696% 05/23/2022	90331HPD9	10,000,000.00	AA-	A1	05/14/20	05/18/20	9,932,700.00	2.47	7,348.02	9,945,152.79	10,044,970.00
JOHN DEERE CAPITAL CORP CORP NOTES DTD 09/12/2019 1.950% 06/13/2022	24422EVA4	5,000,000.00	A	A2	09/10/19	09/12/19	4,993,550.00	2.00	29,250.00	4,996,020.90	5,137,685.00
JOHN DEERE CAPITAL CORP CORPORATE NOTES DTD 06/04/2020 0.550% 07/05/2022	24422EVG1	5,000,000.00	A	A2	06/01/20	06/04/20	4,998,950.00	0.56	8,937.50	4,999,114.19	5,015,505.00
CHEVRON USA INC CORPORATE NOTES DTD 08/12/2020 0.333% 08/12/2022	166756AF3	14,500,000.00	AA	Aa2	08/10/20	08/12/20	14,500,000.00	0.33	6,572.13	14,500,000.00	14,513,485.00
EXXON MOBIL CORPORATION DTD 08/16/2019 1.902% 08/16/2022	30231GBB7	3,000,000.00	AA	Aa1	08/13/19	08/16/19	3,000,000.00	1.90	7,132.50	3,000,000.00	3,074,784.00
US BANK NA CINCINNATI DTD 12/09/2019 1.950% 01/09/2023	90331HPF4	12,000,000.00	AA-	A1	12/05/19	12/09/19	11,989,920.00	1.98	53,300.00	11,992,576.40	12,417,096.00



**Managed Account Detail of Securities Held**

For the Month Ending **September 30, 2020**

**SAN BERNARDINO COUNTY - 76990800**

<b>Security Type/Description</b> <b>Dated Date/Coupon/Maturity</b>	<b>CUSIP</b>	<b>Par</b>	<b>S&amp;P Rating</b>	<b>Moody's Rating</b>	<b>Trade Date</b>	<b>Settle Date</b>	<b>Original Cost</b>	<b>YTM at Cost</b>	<b>Accrued Interest</b>	<b>Amortized Cost</b>	<b>Market Value</b>
<b>Corporate Note</b>											
BANK OF NY MELLON CORP NOTES DTD 01/28/2020 1.850% 01/27/2023	06406RAM9	5,000,000.00	A	A1	04/23/20	04/27/20	5,072,350.00	1.31	16,444.44	5,061,047.56	5,162,395.00
JOHN DEERE CAPITAL CORP CORPORATE NOTES DTD 06/04/2020 0.700% 07/05/2023	24422EVH9	3,000,000.00	A	A2	06/01/20	06/04/20	2,997,540.00	0.73	6,825.00	2,997,799.98	3,024,174.00
CHEVRON USA INC CORPORATE NOTES DTD 08/12/2020 0.426% 08/11/2023	166756AJ5	10,000,000.00	AA	Aa2	08/10/20	08/12/20	10,000,000.00	0.43	5,798.33	10,000,000.00	10,011,130.00
<b>Security Type Sub-Total</b>		<b>193,090,000.00</b>					<b>192,285,101.60</b>	<b>2.12</b>	<b>826,455.34</b>	<b>192,788,570.93</b>	<b>195,880,543.82</b>
<b>Commercial Paper</b>											
COOPERATIEVE RABOBANK U.A. COMM PAPER DTD 09/29/2020 0.000% 10/01/2020	21687AK10	150,000,000.00	A-1	P-1	09/29/20	09/29/20	149,999,333.33	0.08	0.00	150,000,000.00	149,999,550.00
COOPERATIEVE RABOBANK U.A. COMM PAPER DTD 05/08/2020 0.000% 10/02/2020	21687AK28	25,000,000.00	A-1	P-1	05/06/20	05/08/20	24,972,437.50	0.27	0.00	24,999,812.50	24,999,825.00
CREDIT AGRICOLE CIB NY COMM PAPER DTD 01/06/2020 0.000% 10/02/2020	22533TK21	150,000,000.00	A-1	P-1	09/29/20	09/29/20	149,999,000.00	0.08	0.00	149,999,666.67	149,999,100.00
COOPERATIEVE RABOBANK U.A. COMM PAPER DTD 05/08/2020 0.000% 10/08/2020	21687AK85	25,000,000.00	A-1	P-1	05/06/20	05/08/20	24,971,312.50	0.27	0.00	24,998,687.50	24,999,300.00
COOPERATIEVE RABOBANK U.A. COMM PAPER DTD 05/08/2020 0.000% 10/14/2020	21687AKE2	25,000,000.00	A-1	P-1	05/06/20	05/08/20	24,970,187.50	0.27	0.00	24,997,562.50	24,998,725.00
JP MORGAN SECURITIES LLC COMM PAPER -- 0.000% 11/02/2020	46640PL27	50,000,000.00	A-1	P-1	04/16/20	04/17/20	49,792,708.33	0.75	0.00	49,966,666.67	49,989,100.00
JP MORGAN SECURITIES LLC COMM PAPER -- 0.000% 11/02/2020	46640PL27	50,000,000.00	A-1	P-1	04/27/20	04/28/20	49,869,444.44	0.50	0.00	49,977,777.78	49,989,100.00
JP MORGAN SECURITIES LLC COMM PAPER DTD 05/07/2020 0.000% 11/18/2020	46640PLJ0	25,000,000.00	A-1	P-1	05/06/20	05/07/20	24,952,604.17	0.35	0.00	24,988,333.33	24,991,725.00



**Managed Account Detail of Securities Held**

For the Month Ending **September 30, 2020**

**SAN BERNARDINO COUNTY - 76990800**

Security Type/Description Dated Date/Coupon/Maturity	CUSIP	Par	S&P Rating	Moody's Rating	Trade Date	Settle Date	Original Cost	YTM at Cost	Accrued Interest	Amortized Cost	Market Value
<b>Commercial Paper</b>											
CREDIT AGRICOLE CIB NY COMM PAPER -- 0.000% 12/17/2020	22533TMH6	50,000,000.00	A-1	P-1	09/16/20	09/16/20	49,982,111.11	0.14	0.00	49,985,027.78	49,986,600.00
CREDIT AGRICOLE CIB NY COMM PAPER DTD 07/22/2020 0.000% 01/04/2021	22533TN44	75,000,000.00	A-1	P-1	07/21/20	07/22/20	74,923,916.67	0.22	0.00	74,956,458.34	74,974,500.00
CREDIT AGRICOLE CIB NY COMM PAPER DTD 07/22/2020 0.000% 01/13/2021	22533TND4	25,000,000.00	A-1	P-1	07/21/20	07/22/20	24,972,048.61	0.23	0.00	24,983,388.89	24,990,550.00
CREDIT AGRICOLE CIB NY COMM PAPER -- 0.000% 01/14/2021	22533TNE2	25,000,000.00	A-1	P-1	08/03/20	08/03/20	24,979,500.00	0.18	0.00	24,986,875.00	24,990,425.00
EXXON MOBIL CORP COMM PAPER -- 0.000% 01/27/2021	30229ANT2	50,000,000.00	A-1+	P-1	08/03/20	08/03/20	49,950,833.33	0.20	0.00	49,967,222.22	49,975,950.00
COOPERATIEVE RABOBANK U.A. COMM PAPER DTD 05/14/2020 0.000% 02/01/2021	21687AP15	50,000,000.00	A-1	P-1	05/13/20	05/14/20	49,879,458.33	0.33	0.00	49,943,625.00	49,970,450.00
COOPERATIEVE RABOBANK U.A. COMM PAPER DTD 05/14/2020 0.000% 02/01/2021	21687AP15	50,000,000.00	A-1	P-1	07/21/20	07/22/20	49,938,027.78	0.23	0.00	49,960,708.33	49,970,450.00
JP MORGAN SECURITIES LLC COMM PAPER DTD 07/29/2020 0.000% 02/01/2021	46640PP15	50,000,000.00	A-1	P-1	07/29/20	07/29/20	49,937,666.67	0.24	0.00	49,959,000.00	49,954,100.00
BNP PARIBAS NY BRANCH COMM PAPER DTD 09/10/2020 0.000% 02/05/2021	09659BP53	50,000,000.00	A-1	P-1	09/10/20	09/10/20	49,960,944.44	0.19	0.00	49,966,486.11	49,966,800.00
EXXON MOBIL CORP COMM PAPER -- 0.000% 02/10/2021	30229APA1	50,000,000.00	A-1+	P-1	08/03/20	08/03/20	49,941,638.89	0.22	0.00	49,959,666.67	49,971,950.00
BNP PARIBAS NY BRANCH COMM PAPER DTD 09/10/2020 0.000% 03/10/2021	09659BOA1	50,000,000.00	A-1	P-1	09/09/20	09/10/20	49,947,208.33	0.21	0.00	49,953,333.33	49,955,900.00
<b>Security Type Sub-Total</b>		<b>1,025,000,000.00</b>					<b>1,023,940,381.93</b>	<b>0.23</b>	<b>0.00</b>	<b>1,024,550,298.62</b>	<b>1,024,674,100.00</b>
<b>Certificate of Deposit</b>											
BANK OF AMERICA NA CERT DEPOS DTD 04/20/2020 0.900% 10/01/2020	06052TK90	50,000,000.00	A-1	P-1	04/17/20	04/20/20	50,000,000.00	0.90	205,000.00	50,000,000.00	50,001,026.85



**Managed Account Detail of Securities Held**

For the Month Ending **September 30, 2020**

**SAN BERNARDINO COUNTY - 76990800**

<b>Security Type/Description</b>	<b>Dated Date/Coupon/Maturity</b>	<b>CUSIP</b>	<b>Par</b>	<b>S&amp;P Rating</b>	<b>Moody's Rating</b>	<b>Trade Date</b>	<b>Settle Date</b>	<b>Original Cost</b>	<b>YTM at Cost</b>	<b>Accrued Interest</b>	<b>Amortized Cost</b>	<b>Market Value</b>
<b>Certificate of Deposit</b>												
ROYAL BANK OF CANADA NY CERT DEPOS DTD 04/16/2020 0.980% 10/07/2020		78012UVC6	50,000,000.00	A-1+	P-1	04/15/20	04/16/20	50,000,000.00	0.98	228,666.67	50,000,000.00	50,007,671.85
TORONTO DOMINION BANK NY CERT DEPOS DTD 04/16/2020 0.650% 10/07/2020		89114NJZ9	50,000,000.00	A-1+	P-1	04/15/20	04/16/20	50,000,000.00	0.65	151,666.67	50,000,000.00	50,004,466.45
ROYAL BANK OF CANADA NY CERT DEPOS DTD 04/21/2020 0.980% 10/21/2020		78012UVH5	50,000,000.00	A-1+	P-1	04/20/20	04/21/20	50,000,000.00	0.98	221,861.11	50,000,000.00	50,023,014.65
NORDEA BANK ABP NEW YORK CERT DEPOS DTD 05/06/2020 0.300% 11/04/2020		65558TXX8	50,000,000.00	A-1+	P-1	05/05/20	05/06/20	50,000,000.00	0.30	61,666.67	50,000,000.00	50,003,874.95
NORDEA BANK ABP NEW YORK CERT DEPOS DTD 05/06/2020 0.300% 11/06/2020		65558TXW0	50,000,000.00	A-1+	P-1	05/05/20	05/06/20	50,000,000.00	0.30	61,666.67	50,000,000.00	50,004,096.30
SWEDBANK NY CERT DEPOS DTD 09/24/2020 0.100% 11/06/2020		87019VL21	50,000,000.00	A-1	P-1	09/24/20	09/24/20	50,000,000.00	0.10	972.22	50,000,000.00	49,993,834.50
SWEDBANK NY CERT DEPOS DTD 05/07/2020 0.250% 11/09/2020		87019VE52	25,000,000.00	A-1	P-1	05/05/20	05/07/20	25,000,000.00	0.25	25,520.83	25,000,000.00	25,000,826.93
TORONTO DOMINION BANK NY CERT DEPOS DTD 05/13/2020 0.310% 12/16/2020		89114NKW4	50,000,000.00	A-1+	P-1	05/12/20	05/13/20	50,000,000.00	0.31	60,708.33	50,000,000.00	50,008,521.65
BANK OF MONTREAL CHICAGO CERT DEPOS DTD 09/09/2020 0.190% 12/18/2020		06367BUF4	50,000,000.00	A-1	P-1	09/09/20	09/09/20	50,000,000.00	0.19	5,805.56	50,000,000.00	49,995,610.50
SWEDBANK NY CERT DEPOS DTD 09/28/2020 0.120% 12/18/2020		87019VL39	100,000,000.00	A-1	P-1	09/24/20	09/28/20	100,000,000.00	0.12	1,000.00	100,000,000.00	99,975,872.90
US BANK NATL ASSOC CERT DEPOS DTD 05/06/2020 0.280% 01/04/2021		90333V3M0	25,000,000.00	A-1+	P-1	05/05/20	05/06/20	25,000,000.00	0.28	28,777.78	25,000,000.00	25,000,645.63
TORONTO DOMINION BANK NY CERT DEPOS DTD 05/20/2020 0.260% 01/04/2021		89114NKZ7	50,000,000.00	A-1+	P-1	05/19/20	05/20/20	50,000,000.00	0.26	48,388.89	50,000,000.00	49,998,633.00
SVENSKA HANDELSBANKEN NY CERT DEPOS DTD 08/05/2020 1.920% 01/08/2021		86959RJG6	25,000,000.00	A-1+	P-1	08/04/20	08/05/20	25,000,000.00	1.92	76,000.00	25,000,000.00	25,114,441.48



**Managed Account Detail of Securities Held**

For the Month Ending **September 30, 2020**

**SAN BERNARDINO COUNTY - 76990800**

<b>Security Type/Description Dated Date/Coupon/Maturity</b>	<b>CUSIP</b>	<b>Par</b>	<b>S&amp;P Rating</b>	<b>Moody's Rating</b>	<b>Trade Date</b>	<b>Settle Date</b>	<b>Original Cost</b>	<b>YTM at Cost</b>	<b>Accrued Interest</b>	<b>Amortized Cost</b>	<b>Market Value</b>
<b>Certificate of Deposit</b>											
WELLS FARGO BANK NA CERT DEPOS DTD 01/09/2020 1.800% 02/01/2021	95001KFR0	25,000,000.00	A-1	P-1	01/09/20	01/09/20	25,000,000.00	1.80	332,500.00	25,000,000.00	25,131,319.80
SVENSKA HANDELSBANKEN NY CERT DEPOS DTD 03/03/2020 1.150% 02/01/2021	86959RFR6	50,000,000.00	A-1+	P-1	03/03/20	03/03/20	50,000,000.00	1.15	338,611.11	50,000,000.00	50,151,101.55
US BANK NATL ASSOC CERT DEPOS DTD 05/06/2020 0.320% 02/01/2021	90333V3L2	50,000,000.00	A-1+	P-1	05/05/20	05/06/20	50,000,000.00	0.32	65,777.78	50,000,000.00	50,008,542.35
SWEDBANK NY CERT DEPOS DTD 09/29/2020 0.200% 02/24/2021	87019VL54	50,000,000.00	A-1	P-1	09/29/20	09/29/20	50,000,000.00	0.20	555.56	50,000,000.00	49,985,723.70
SWEDBANK NY CERT DEPOS DTD 09/29/2020 0.200% 02/26/2021	87019VL62	50,000,000.00	A-1	P-1	09/29/20	09/29/20	50,000,000.00	0.20	555.56	50,000,000.00	49,985,529.70
ROYAL BANK OF CANADA NY CERT DEPOS DTD 03/02/2020 0.980% 03/01/2021	78012UTC9	50,000,000.00	A-1+	P-1	03/02/20	03/02/20	50,000,000.00	0.98	289,916.67	50,000,000.00	50,149,389.60
TORONTO DOMINION BANK NY CERT DEPOS DTD 03/02/2020 1.000% 03/01/2021	89114NH81	50,000,000.00	A-1+	P-1	03/02/20	03/02/20	50,000,000.00	1.00	295,833.33	50,000,000.00	50,153,600.30
ROYAL BANK OF CANADA NY CERT DEPOS DTD 05/20/2020 0.310% 05/03/2021	78012UWD3	50,000,000.00	A-1+	P-1	05/19/20	05/20/20	50,000,000.00	0.31	57,694.44	50,000,000.00	50,005,862.85
NORDEA BANK ABP NEW YORK CERT DEPOS DTD 05/20/2020 0.380% 05/19/2021	65558TYO2	50,000,000.00	A-1+	P-1	05/19/20	05/20/20	50,000,000.00	0.38	70,722.22	50,000,000.00	50,028,690.95
BANK OF MONTREAL CHICAGO FLOATING CD DTD 06/05/2020 0.336% 06/01/2021	06367BMN6	50,000,000.00	A-1	P-1	06/04/20	06/05/20	50,000,000.00	0.42	13,999.95	50,000,000.00	50,028,100.00
BANK OF MONTREAL CHICAGO CERT DEPOS DTD 08/25/2020 0.220% 06/02/2021	06367BRX9	50,000,000.00	A-1	P-1	08/24/20	08/25/20	50,000,000.00	0.22	11,305.56	50,000,000.00	49,976,205.80
SVENSKA HANDELSBANKEN NY CERT DEPOS DTD 07/15/2020 0.330% 07/01/2021	86959RHV5	50,000,000.00	A-1+	P-1	07/14/20	07/15/20	50,000,000.00	0.33	35,750.00	50,000,000.00	50,007,510.10
NORDEA BANK AB NEW YORK CERT DEPOS DTD 07/17/2020 0.290% 07/01/2021	65558TC94	50,000,000.00	A-1+	P-1	07/16/20	07/17/20	50,000,000.00	0.29	30,611.11	50,000,000.00	49,992,335.65





**Managed Account Detail of Securities Held**

For the Month Ending **September 30, 2020**

**SAN BERNARDINO COUNTY - 76990800**

Security Type/Description Dated Date/Coupon/Maturity	CUSIP	Par	S&P Rating	Moody's Rating	Trade Date	Settle Date	Original Cost	YTM at Cost	Accrued Interest	Amortized Cost	Market Value
<b>Certificate of Deposit</b>											
ROYAL BANK OF CANADA NY CERT DEPOS DTD 09/29/2020 0.200% 07/01/2021	78012UXY6	50,000,000.00	A-1+	P-1	09/29/20	09/29/20	50,000,000.00	0.20	555.56	50,000,000.00	49,958,236.75
BANK OF NOVA SCOTIA HOUSTON CERT DEPOS DTD 07/15/2020 0.350% 07/01/2021	06417MKL8	100,000,000.00	A-1	P-1	07/14/20	07/15/20	100,000,000.00	0.35	75,833.33	100,000,000.00	100,030,196.50
BANK OF MONTREAL CHI FLOATING CERT DEPOS DTD 08/28/2020 0.238% 08/02/2021	06367BSO3	50,000,000.00	A-1	P-1	08/26/20	08/28/20	50,000,000.00	0.25	11,634.63	50,000,000.00	49,993,300.00

**Security Type Sub-Total** **1,500,000,000.00** **1,500,000,000.00** **0.48** **2,809,558.21** **1,500,000,000.00** **1,500,718,183.24**

<b>Bank Note</b>											
WELLS FARGO BANK NA BANK NOTE DTD 01/23/2018 2.600% 01/15/2021	94988J5N3	10,000,000.00	A+	Aa2	08/12/19	08/13/19	10,073,800.00	2.07	54,888.89	10,015,014.97	10,062,580.00
US BANK NA CINCINNATI CALLABLE BANK NOTE DTD 04/26/2018 3.150% 04/26/2021	90331HNP4	15,000,000.00	AA-	A1	04/24/18	04/26/18	14,999,100.00	3.15	203,437.50	14,999,830.02	15,202,380.00
US BANK BANK NOTE (CALLABLE) DTD 11/16/2018 3.450% 11/16/2021	90331HNX7	10,000,000.00	AA-	A1	11/13/18	11/16/18	9,986,200.00	3.50	129,375.00	9,994,825.00	10,328,800.00
US BANK NA CINCINNATI BKNT (CALLABLE) DTD 01/21/2020 1.800% 01/21/2022	90331HPJ6	8,000,000.00	AA-	A1	01/17/20	01/21/20	7,997,200.00	1.82	28,000.00	7,998,172.91	8,148,992.00
US BANK NA CINCINNATI (CALLABLE) CORP NT DTD 05/23/2019 2.650% 05/23/2022	90331HPC1	7,000,000.00	AA-	A1	05/21/19	05/23/19	6,992,580.00	2.69	65,955.56	6,995,944.73	7,261,065.00
WELLS FARGO BANK NA CALLABLE BANK NOTE DTD 09/11/2019 2.082% 09/09/2022	94988J6A0	20,000,000.00	A+	Aa2	09/04/19	09/11/19	20,000,000.00	2.08	25,446.67	20,000,000.00	20,273,760.00

**Security Type Sub-Total** **70,000,000.00** **70,048,880.00** **2.55** **507,103.62** **70,003,787.63** **71,277,577.00**

**Asset-Backed Security**



**Managed Account Detail of Securities Held**

For the Month Ending **September 30, 2020**

**SAN BERNARDINO COUNTY - 76990800**

<b>Security Type/Description Dated Date/Coupon/Maturity</b>	<b>CUSIP</b>	<b>Par</b>	<b>S&amp;P Rating</b>	<b>Moody's Rating</b>	<b>Trade Date</b>	<b>Settle Date</b>	<b>Original Cost</b>	<b>YTM at Cost</b>	<b>Accrued Interest</b>	<b>Amortized Cost</b>	<b>Market Value</b>
<b>Asset-Backed Security</b>											
HAROT 2019-1 A2 DTD 02/27/2019 2.750% 09/20/2021	43814WAB1	1,045,434.04	AAA	NR	02/19/19	02/27/19	1,045,366.71	2.75	1,038.17	1,045,408.58	1,048,161.79
TAOT 2019-A A2A DTD 02/13/2019 2.830% 10/15/2021	89239AAB9	476,836.28	AAA	Aaa	02/05/19	02/13/19	476,792.98	2.83	599.75	476,819.45	477,746.08
JDOT 2019-A A2 DTD 03/13/2019 2.850% 12/15/2021	47789JAB2	707,379.78	NR	Aaa	03/05/19	03/13/19	707,347.52	2.85	896.01	707,365.70	708,658.79
MBALT 2019-B A2 DTD 11/20/2019 2.010% 12/15/2021	58769QAB7	1,719,189.78	AAA	NR	11/13/19	11/20/19	1,719,099.35	2.01	1,535.81	1,719,137.15	1,726,120.69
HAROT 2019-2 A2 DTD 05/29/2019 2.570% 12/21/2021	43815MAB2	4,076,990.76	NR	Aaa	05/21/19	05/29/19	4,076,984.24	2.57	2,910.52	4,076,987.66	4,094,869.18
TAOT 2019-B A2A DTD 05/08/2019 2.590% 02/15/2022	89239JAB0	4,022,621.21	AAA	Aaa	04/30/19	05/08/19	4,022,577.76	2.59	4,630.48	4,022,599.70	4,038,331.15
MBALT 2020-A A2 DTD 01/29/2020 1.820% 03/15/2022	58770FAB8	2,406,819.24	AAA	Aaa	01/21/20	01/29/20	2,406,720.32	1.82	5,597.19	2,406,751.68	2,417,811.18
TAOT 2019-C A2A DTD 08/14/2019 2.000% 04/15/2022	89238UAB6	2,227,910.69	AAA	Aaa	08/06/19	08/14/19	2,227,807.10	2.00	1,980.37	2,227,851.09	2,237,729.54
HAROT 2019-3 A2 DTD 08/27/2019 1.900% 04/15/2022	43815NAB0	2,781,788.84	AAA	Aaa	08/21/19	08/27/19	2,781,594.12	1.90	2,349.07	2,781,675.29	2,795,594.30
JOHN DEERE OWNER TRUST DTD 07/24/2019 2.280% 05/16/2022	477870AB5	2,218,804.55	NR	Aaa	07/16/19	07/24/19	2,218,796.12	2.28	2,107.86	2,218,799.69	2,228,580.38
MBART 2019-1 A2A DTD 09/25/2019 2.040% 06/15/2022	58769TAB1	3,786,976.54	AAA	Aaa	09/18/19	09/25/19	3,786,614.50	2.04	3,433.53	3,786,749.99	3,810,222.52
HAROT 2019-4 A2 DTD 11/26/2019 1.860% 06/20/2022	43813VAB4	6,811,306.88	AAA	NR	11/19/19	11/26/19	6,810,885.94	1.86	4,574.93	6,811,025.21	6,860,708.61
HART 2019-B A2 DTD 11/06/2019 1.930% 07/15/2022	44891JAB4	1,637,807.66	AAA	NR	10/29/19	11/06/19	1,637,706.28	1.93	1,404.88	1,637,740.35	1,646,886.68
TAOT 2019-D A2 DTD 11/13/2019 1.920% 07/15/2022	89233MAB9	5,246,340.12	AAA	Aaa	11/06/19	11/13/19	5,245,952.42	1.92	4,476.88	5,246,080.86	5,279,585.65



**Managed Account Detail of Securities Held**

For the Month Ending **September 30, 2020**

**SAN BERNARDINO COUNTY - 76990800**

<b>Security Type/Description Dated Date/Coupon/Maturity</b>	<b>CUSIP</b>	<b>Par</b>	<b>S&amp;P Rating</b>	<b>Moody's Rating</b>	<b>Trade Date</b>	<b>Settle Date</b>	<b>Original Cost</b>	<b>YTM at Cost</b>	<b>Accrued Interest</b>	<b>Amortized Cost</b>	<b>Market Value</b>
<b>Asset-Backed Security</b>											
MBALT 2019-B A3 DTD 11/20/2019 2.000% 10/17/2022	58769QAC5	2,500,000.00	AAA	NR	11/13/19	11/20/19	2,499,602.50	2.01	2,222.22	2,499,720.78	2,538,483.25
HAROT 2020-1 A2 DTD 02/26/2020 1.630% 10/21/2022	43813RAB3	8,500,000.00	NR	Aaa	02/19/20	02/26/20	8,499,138.95	1.63	3,848.61	8,499,332.86	8,564,757.25
TAOT 2020-A A2 DTD 02/12/2020 1.670% 11/15/2022	89232HAB1	11,842,256.76	AAA	Aaa	02/04/20	02/12/20	11,842,111.10	1.67	8,789.59	11,842,144.66	11,914,206.76
MBALT 2020-A A3 DTD 01/29/2020 1.840% 12/15/2022	58770FAC6	5,000,000.00	AAA	Aaa	01/21/20	01/29/20	4,999,341.00	1.84	4,088.89	4,999,495.25	5,082,207.50
JOHN DEERE OWNER TRUST OTHER ABS DTD 03/11/2020 1.010% 01/15/2023	47789KAB9	4,500,000.00	NR	Aaa	03/04/20	03/11/20	4,499,681.85	1.01	20,957.50	4,499,744.26	4,517,705.70
HAROT 2019-1 A3 DTD 02/27/2019 2.830% 03/20/2023	43814WAC9	4,000,000.00	AAA	NR	02/19/19	02/27/19	3,999,892.80	2.83	4,087.78	3,999,934.90	4,084,429.60
HAROT 2019-2 A3 DTD 05/29/2019 2.520% 06/21/2023	43815MAC0	8,500,000.00	NR	Aaa	05/21/19	05/29/19	8,499,682.95	2.52	5,950.00	8,499,787.85	8,710,258.55
JDOT 2019-A A3 DTD 03/13/2019 2.910% 07/15/2023	47789JAD8	4,500,000.00	NR	Aaa	03/05/19	03/13/19	4,499,446.95	2.91	5,820.00	4,499,645.14	4,600,772.10
TAOT 2019-A A3 DTD 02/13/2019 2.910% 07/15/2023	89239AAD5	8,000,000.00	AAA	Aaa	02/05/19	02/13/19	7,998,542.40	2.91	10,346.67	7,999,080.98	8,182,144.80
HAROT 2019-3 A3 DTD 08/27/2019 1.780% 08/15/2023	43815NAC8	4,750,000.00	AAA	Aaa	08/21/19	08/27/19	4,749,960.58	1.78	3,757.78	4,749,971.49	4,839,855.75
TAOT 2019-B A3 DTD 05/08/2019 2.570% 08/15/2023	89239JAD6	5,000,000.00	AAA	Aaa	04/30/19	05/08/19	4,999,202.50	2.57	5,711.11	4,999,464.24	5,131,678.00
TAOT 2019-C A3 DTD 08/14/2019 1.910% 09/15/2023	89238UAD2	5,000,000.00	AAA	Aaa	08/06/19	08/14/19	4,999,959.00	1.91	4,244.44	4,999,970.37	5,093,785.00
BAACT 2018-A2 A2 DTD 05/17/2018 3.000% 09/15/2023	05522RCZ9	10,000,000.00	AAA	Aaa	09/30/19	10/02/19	10,170,312.50	2.55	13,333.33	10,127,262.60	10,147,997.00
JDOT 2019-B A3 DTD 07/24/2019 2.210% 12/15/2023	477870AC3	2,500,000.00	NR	Aaa	07/16/19	07/24/19	2,499,469.25	2.22	2,455.56	2,499,613.10	2,558,790.75



**Managed Account Detail of Securities Held**

For the Month Ending **September 30, 2020**

**SAN BERNARDINO COUNTY - 76990800**

<b>Security Type/Description Dated Date/Coupon/Maturity</b>	<b>CUSIP</b>	<b>Par</b>	<b>S&amp;P Rating</b>	<b>Moody's Rating</b>	<b>Trade Date</b>	<b>Settle Date</b>	<b>Original Cost</b>	<b>YTM at Cost</b>	<b>Accrued Interest</b>	<b>Amortized Cost</b>	<b>Market Value</b>
<b>Asset-Backed Security</b>											
TAOT 2019-D A3 DTD 11/13/2019 1.920% 01/16/2024	89233MAD5	4,500,000.00	AAA	Aaa	11/06/19	11/13/19	4,499,675.10	1.92	3,840.00	4,499,743.91	4,606,996.50
HAROT 2019-4 A3 DTD 11/26/2019 1.830% 01/18/2024	43813VAC2	9,000,000.00	AAA	NR	11/19/19	11/26/19	8,998,396.20	1.83	5,947.50	8,998,724.59	9,206,830.80
HART 2019-B A3 DTD 11/06/2019 1.940% 02/15/2024	44891JAC2	3,750,000.00	AAA	NR	10/29/19	11/06/19	3,749,827.13	1.94	3,233.33	3,749,863.65	3,832,616.63
MBART 2019-1 A3 DTD 09/25/2019 1.930% 03/15/2024	58769TAD7	7,000,000.00	AAA	Aaa	09/18/19	09/25/19	6,999,036.10	1.93	6,004.44	6,999,255.68	7,155,991.50
HAROT 2020-1 A3 DTD 02/26/2020 1.610% 04/22/2024	43813RAC1	10,000,000.00	NR	Aaa	02/19/20	02/26/20	9,998,040.00	1.61	4,472.22	9,998,321.66	10,238,170.00
TAOT 2020-A A3 DTD 02/12/2020 1.660% 05/15/2024	89232HAC9	15,000,000.00	AAA	Aaa	02/04/20	02/12/20	14,998,917.00	1.66	11,066.67	14,999,078.68	15,328,285.50
JOHN DEERE OWNER TRUST DTD 03/11/2020 1.100% 08/15/2024	47789KAC7	5,000,000.00	NR	Aaa	03/04/20	03/11/20	4,999,694.50	1.10	2,444.44	4,999,733.02	5,065,054.50
CHAIT 2012-A7 A7 DTD 10/09/2012 2.160% 09/15/2024	161571FO2	10,000,000.00	AAA	NR	09/17/19	09/18/19	10,060,156.25	2.03	9,600.00	10,047,656.68	10,360,416.00
CHAIT 2020-A1 A1 DTD 02/18/2020 1.530% 01/15/2025	161571HP2	8,000,000.00	AAA	NR	02/10/20	02/18/20	7,998,167.20	1.53	5,440.00	7,998,398.22	8,215,620.80
<b>Security Type Sub-Total</b>		<b>196,008,463.13</b>					<b>196,222,499.17</b>	<b>2.00</b>	<b>185,197.53</b>	<b>196,170,936.97</b>	<b>199,348,060.78</b>
<b>Managed Account Sub-Total</b>		<b>8,524,333,463.13</b>					<b>8,516,697,207.67</b>	<b>1.14</b>	<b>23,189,465.49</b>	<b>8,524,250,993.09</b>	<b>8,654,521,792.41</b>
<b>Securities Sub-Total</b>		<b>\$8,524,333,463.13</b>					<b>\$8,516,697,207.67</b>	<b>1.14%</b>	<b>\$23,189,465.49</b>	<b>\$8,524,250,993.09</b>	<b>\$8,654,521,792.41</b>
<b>Accrued Interest</b>											<b>\$23,189,465.49</b>
<b>Total Investments</b>											<b>\$8,677,711,257.90</b>



**Managed Account Fair Market Value & Analytics**

For the Month Ending **September 30, 2020**

**SAN BERNARDINO COUNTY - 76990800**

<b>Security Type/Description Dated Date/Coupon/Maturity</b>	<b>CUSIP</b>	<b>Par</b>	<b>Broker</b>	<b>Next Call Date</b>	<b>Market Price</b>	<b>Market Value</b>	<b>Unreal G/L On Cost</b>	<b>Unreal G/L Amort Cost</b>	<b>Effective Duration</b>	<b>YTM at Mkt</b>
<b>U.S. Treasury Bond / Note</b>										
US TREASURY NOTES DTD 10/31/2013 1.750% 10/31/2020	912828WC0	50,000,000.00	BARCLAYS		100.13	50,062,500.00	66,406.25	62,606.44	0.08	0.26
US TREASURY NOTES DTD 11/30/2015 1.625% 11/30/2020	912828M98	25,000,000.00	BARCLAYS		100.25	25,062,500.00	306,640.62	72,672.53	0.17	0.12
US TREASURY N/B NOTES DTD 02/15/2018 2.250% 02/15/2021	9128283X6	50,000,000.00	INTC		100.80	50,398,440.00	611,330.62	440,105.74	0.38	0.12
US TREASURY N/B NOTES DTD 02/15/2018 2.250% 02/15/2021	9128283X6	75,000,000.00	FTN		100.80	75,597,660.00	673,831.87	612,740.27	0.38	0.12
US TREASURY NOTES DTD 02/29/2016 1.125% 02/28/2021	912828P87	25,000,000.00	BARCLAYS		100.42	25,105,470.00	731,446.56	184,640.73	0.42	0.11
US TREASURY NOTES DTD 05/31/2016 1.375% 05/31/2021	912828R77	25,000,000.00	RBC CAP		100.83	25,207,030.00	872,069.06	306,252.84	0.66	0.13
US TREASURY NOTES DTD 05/31/2014 2.000% 05/31/2021	912828WN6	50,000,000.00	BARCLAYS		101.25	50,625,000.00	177,734.37	558,920.46	0.66	0.12
US TREASURY NOTES DTD 07/31/2014 2.250% 07/31/2021	912828WY2	100,000,000.00	MORGANST		101.77	101,765,620.00	1,839,838.75	1,792,944.76	0.83	0.13
US TREASURY NOTES DTD 09/30/2016 1.125% 09/30/2021	912828T34	25,000,000.00	MIZUHO		100.98	25,246,095.00	1,047,852.81	454,552.03	1.00	0.14
US TREASURY NOTES DTD 12/01/2014 1.875% 11/30/2021	912828G53	25,000,000.00	BMO		102.02	25,503,905.00	769,530.00	566,448.28	1.15	0.15
US TREASURY NOTES DTD 02/02/2015 1.500% 01/31/2022	912828H86	50,000,000.00	TD SEC U		101.81	50,906,250.00	2,126,953.12	1,234,693.33	1.32	0.14
US TREASURY N/B NOTES DTD 02/28/2017 1.875% 02/28/2022	912828W55	25,000,000.00	CITIGRP		102.45	25,613,280.00	790,037.81	671,971.34	1.40	0.14
US TREASURY NOTES DTD 07/31/2017 1.875% 07/31/2022	9128282P4	100,000,000.00	RBC		103.17	103,171,880.00	4,425,786.25	3,876,938.40	1.81	0.14
US TREASURY N/B NOTES DTD 11/02/2015 1.875% 10/31/2022	912828M49	25,000,000.00	BMO_DIR		103.59	25,898,437.50	1,159,179.69	1,008,773.84	2.04	0.15
US TREASURY N/B NOTES DTD 05/31/2016 1.625% 05/31/2023	912828R69	50,000,000.00	DEUTSCHE		103.92	51,960,940.00	3,302,736.87	2,822,384.23	2.61	0.15
US TREASURY NOTES DTD 06/30/2016 1.375% 06/30/2023	912828S35	25,000,000.00	MIZUHO		103.34	25,835,937.50	1,134,765.62	1,061,748.79	2.70	0.16
US TREASURY NOTES DTD 06/30/2016 1.375% 06/30/2023	912828S35	50,000,000.00	WELLSFAR		103.34	51,671,875.00	3,548,828.12	2,886,802.02	2.70	0.16



**Managed Account Fair Market Value & Analytics**

For the Month Ending **September 30, 2020**

**SAN BERNARDINO COUNTY - 76990800**

<b>Security Type/Description</b> <b>Dated Date/Coupon/Maturity</b>	<b>CUSIP</b>	<b>Par</b>	<b>Broker</b>	<b>Next Call Date</b>	<b>Market Price</b>	<b>Market Value</b>	<b>Unreal G/L On Cost</b>	<b>Unreal G/L Amort Cost</b>	<b>Effective Duration</b>	<b>YTM at Mkt</b>
<b>U.S. Treasury Bond / Note</b>										
US TREASURY N/B NOTES DTD 07/02/2018 2.625% 06/30/2023	9128284U1	50,000,000.00	SOC GEN		106.78	53,390,625.00	2,755,859.37	2,978,685.13	2.66	0.15
US TREASURY NOTES DTD 06/30/2016 1.375% 06/30/2023	912828S35	100,000,000.00	SOC GEN		103.34	103,343,750.00	7,308,593.75	5,930,191.04	2.70	0.16
US TREASURY NOTES DTD 08/01/2016 1.250% 07/31/2023	912828S92	100,000,000.00	BNP		103.09	103,093,750.00	6,828,125.00	5,526,038.38	2.79	0.16
US TREASURY NOTES DTD 08/31/2016 1.375% 08/31/2023	912828D1	100,000,000.00	MORGANST		103.55	103,546,880.00	6,984,380.00	5,810,184.46	2.87	0.16
US TREASURY NOTES DTD 05/15/2014 2.500% 05/15/2024	912828WJ5	50,000,000.00	BNP		108.31	54,156,250.00	2,093,750.00	2,540,950.83	3.47	0.20
US TREASURY NOTES DTD 05/15/2014 2.500% 05/15/2024	912828WJ5	50,000,000.00	WELLSFAR		108.31	54,156,250.00	2,544,921.87	2,826,552.25	3.47	0.20
US TREASURY N/B NOTES DTD 06/30/2017 2.000% 06/30/2024	912828XX3	50,000,000.00	DAIWA		106.72	53,359,375.00	2,472,656.25	2,661,829.72	3.62	0.20
US TREASURY N/B NOTES DTD 06/30/2017 2.000% 06/30/2024	912828XX3	50,000,000.00	MORGANST		106.72	53,359,375.00	2,341,796.87	2,541,966.38	3.62	0.20
US TREASURY N/B NOTES DTD 06/30/2017 2.000% 06/30/2024	912828XX3	50,000,000.00	RBC		106.72	53,359,375.00	2,423,828.12	2,606,534.92	3.62	0.20
UNITED STATES TREASURY NOTES DTD 06/30/2019 1.750% 06/30/2024	9128286Z8	50,000,000.00	MORGANST		105.78	52,890,625.00	2,716,796.87	2,747,546.25	3.63	0.20
US TREASURY N/B DTD 07/31/2017 2.125% 07/31/2024	9128282N9	50,000,000.00	TOR DOM		107.31	53,656,250.00	2,181,640.62	2,480,763.66	3.70	0.21
US TREASURY N/B DTD 02/17/2015 2.000% 02/15/2025	912828J27	50,000,000.00	MIZUHO		107.63	53,812,500.00	3,236,328.12	3,323,793.70	4.21	0.25
US TREASURY NOTES DTD 05/15/2015 2.125% 05/15/2025	912828XB1	50,000,000.00	BMO		108.56	54,281,250.00	3,171,875.00	3,337,470.06	4.41	0.26
<b>Security Type Sub-Total</b>		<b>1,575,000,000.00</b>				<b>1,636,039,075.00</b>	<b>70,645,520.23</b>	<b>63,927,702.81</b>	<b>2.30</b>	<b>0.17</b>

<b>Supra-National Agency Bond / Note</b>										
INTERNATIONAL FINANCE CORPORATION NOTE DTD 01/25/2018 2.250% 01/25/2021	45950KCM0	25,000,000.00	BK AMER		100.57	25,141,975.00	215,475.00	149,754.20	0.32	0.47



**Managed Account Fair Market Value & Analytics**

For the Month Ending **September 30, 2020**

**SAN BERNARDINO COUNTY - 76990800**

Security Type/Description Dated Date/Coupon/Maturity	CUSIP	Par	Broker	Next Call Date	Market Price	Market Value	Unreal G/L On Cost	Unreal G/L Amort Cost	Effective Duration	YTM at Mkt
<b>Supra-National Agency Bond / Note</b>										
INTER-AMERICAN DEVELOPMENT BANK NOTE DTD 04/19/2018 2.625% 04/19/2021	4581X0DB1	50,000,000.00	CITIGRP		101.29	50,642,900.00	752,900.00	662,972.99	0.55	0.30
INTL BANK OF RECONSTRUCTION AND DEV NOTE DTD 07/25/2018 2.750% 07/23/2021	459058GH0	50,000,000.00	MORGANST		102.02	51,012,050.00	1,129,050.00	1,043,599.36	0.81	0.26
INTL BANK OF RECON AND DEV GLOBAL NOTES DTD 12/13/2017 2.125% 12/13/2021	459058GF4	20,000,000.00	DEUTSCHE		102.25	20,450,200.00	495,200.00	463,690.76	1.19	0.25
INTER-AMERICAN DEVELOPMENT BANK NOTE DTD 09/26/2018 3.000% 09/26/2022	4581X0DD7	25,000,000.00	JPMCHASE		105.41	26,352,750.00	1,408,750.00	1,380,539.19	1.95	0.27
INTER-AMERICAN DEVEL BK CORPORATE NOTES DTD 04/24/2020 0.500% 05/24/2023	4581X0DM7	20,000,000.00	RBC CAP		100.59	20,117,520.00	124,320.00	123,352.89	2.63	0.28
INTER-AMERICAN DEVELOPMENT BANK NOTE DTD 10/04/2013 3.000% 10/04/2023	4581X0CC0	25,000,000.00	BMO		108.11	27,028,450.00	1,548,450.00	1,710,573.04	2.87	0.29
INTL BANK OF RECON AND DEV SN (FLOATER) DTD 06/16/2020 0.490% 06/17/2024	45906M2B6	10,000,000.00	BMO		98.94	9,893,910.00	(106,090.00)	(106,090.00)	0.00	0.46
<b>Security Type Sub-Total</b>		<b>225,000,000.00</b>				<b>230,639,755.00</b>	<b>5,568,055.00</b>	<b>5,428,392.43</b>	<b>1.23</b>	<b>0.31</b>

<b>NOW Account</b>										
BANK OF THE WEST MONEY MARKET FUND	BKOFWEST7	75,000,000.00	DIRECT		1.00	75,000,000.00	0.00	0.00	0.00	0.30
BANK OF THE WEST MONEY MARKET FUND	BKOFWEST7	125,000,000.00			1.00	125,000,000.00	0.00	0.00	0.00	0.30

<b>Security Type Sub-Total</b>		<b>200,000,000.00</b>				<b>200,000,000.00</b>	<b>0.00</b>	<b>0.00</b>	<b>0.00</b>	<b>0.30</b>
--------------------------------	--	-----------------------	--	--	--	-----------------------	-------------	-------------	-------------	-------------

<b>Money Market Mutual Fund</b>										
FEDERATED GOVT OBLIGATIONS FUND	608919718	168,000,000.00			1.00	168,000,000.00	0.00	0.00	0.00	0.01
FIDELITY GOV'T MM FUND 2642	31607A703	329,000,000.00			1.00	329,000,000.00	0.00	0.00	0.00	0.01

<b>Security Type Sub-Total</b>		<b>497,000,000.00</b>				<b>497,000,000.00</b>	<b>0.00</b>	<b>0.00</b>	<b>0.00</b>	<b>0.01</b>
--------------------------------	--	-----------------------	--	--	--	-----------------------	-------------	-------------	-------------	-------------



**Managed Account Fair Market Value & Analytics**

For the Month Ending **September 30, 2020**

**SAN BERNARDINO COUNTY - 76990800**

<b>Security Type/Description</b> <b>Dated Date/Coupon/Maturity</b>	<b>CUSIP</b>	<b>Par</b>	<b>Broker</b>	<b>Next Call Date</b>	<b>Market Price</b>	<b>Market Value</b>	<b>Unreal G/L On Cost</b>	<b>Unreal G/L Amort Cost</b>	<b>Effective Duration</b>	<b>YTM at Mkt</b>
<b>Joint Powers Authority</b>										
CALIFORNIA ASSET MANAGEMENT PROGRAM	CAMPMF025	18,000,000.00	DIRECT		1.00	18,000,000.00	0.00	0.00	0.00	0.25
CALIFORNIA ASSET MANAGEMENT PROGRAM	CAMPMF025	36,000,000.00			1.00	36,000,000.00	0.00	0.00	0.00	0.25
CALIFORNIA ASSET MANAGEMENT PROGRAM	CAMPMF025	46,000,000.00			1.00	46,000,000.00	0.00	0.00	0.00	0.25
CALIFORNIA ASSET MANAGEMENT PROGRAM	CAMPMF025	75,000,000.00	DIRECT		1.00	75,000,000.00	0.00	0.00	0.00	0.25
CALIFORNIA ASSET MANAGEMENT PROGRAM	CAMPMF025	200,000,000.00			1.00	200,000,000.00	0.00	0.00	0.00	0.25
<b>Security Type Sub-Total</b>		<b>375,000,000.00</b>				<b>375,000,000.00</b>	<b>0.00</b>	<b>0.00</b>	<b>0.00</b>	<b>0.25</b>
<b>Federally Insured Cash Account</b>										
STONECASTLE FICA	FICAMF003	50,000,000.00			1.00	50,000,000.00	0.00	0.00	0.00	0.10
<b>Security Type Sub-Total</b>		<b>50,000,000.00</b>				<b>50,000,000.00</b>	<b>0.00</b>	<b>0.00</b>	<b>0.00</b>	<b>0.10</b>
<b>Federal Agency Bond / Note</b>										
FEDERAL HOME LOAN BANKS NOTES DTD 09/07/2018 2.625% 10/01/2020	3130AEWA4	75,000,000.00	BARCLAYS		100.01	75,005,250.00	166,500.00	5,250.00	0.00	0.10
FANNIE MAE NOTES DTD 11/01/2018 2.875% 10/30/2020	3135G0U84	50,000,000.00	JPMCHASE		100.22	50,110,950.00	139,950.00	112,103.64	0.08	0.21
FHLMC NOTES DTD 11/15/2017 1.875% 11/17/2020	3137EAEK1	50,000,000.00	CITI		100.22	50,112,450.00	160,450.00	114,504.64	0.13	0.15
FREDDIE MAC NOTES DTD 02/16/2018 2.375% 02/16/2021	3137EAEL9	50,000,000.00	BARCLAYS		100.85	50,424,500.00	556,500.00	441,120.44	0.38	0.13
FANNIE MAE NOTES DTD 04/13/2018 2.500% 04/13/2021	3135G0U27	50,000,000.00	BARCLAYS		101.27	50,637,050.00	711,550.00	650,237.04	0.53	0.12
FEDERAL FARM CREDIT BANK NOTES DTD 11/26/2018 2.875% 05/26/2021	3133EJW70	25,000,000.00	DEUTSCHE		101.80	25,449,250.00	493,500.00	460,761.80	0.65	0.13
FEDERAL FARM CREDIT BANK NOTES DTD 11/26/2018 2.875% 05/26/2021	3133EJW70	50,000,000.00	MIZUHO		101.80	50,898,500.00	932,500.00	907,335.53	0.65	0.13





**Managed Account Fair Market Value & Analytics**

For the Month Ending **September 30, 2020**

**SAN BERNARDINO COUNTY - 76990800**

<b>Security Type/Description Dated Date/Coupon/Maturity</b>	<b>CUSIP</b>	<b>Par</b>	<b>Broker</b>	<b>Next Call Date</b>	<b>Market Price</b>	<b>Market Value</b>	<b>Unreal G/L On Cost</b>	<b>Unreal G/L Amort Cost</b>	<b>Effective Duration</b>	<b>YTM at Mkt</b>
<b>Federal Agency Bond / Note</b>										
FANNIE MAE NOTES DTD 06/25/2018 2.750% 06/22/2021	3135G0U35	75,000,000.00	TD SEC U		101.91	76,428,900.00	1,446,150.00	1,433,066.51	0.72	0.13
FHLB NOTES DTD 03/05/2012 2.375% 09/10/2021	313378JP7	20,000,000.00	MIZUHO		102.11	20,422,380.00	100,780.00	273,282.43	0.94	0.14
FEDERAL HOME LOAN BANKS NOTES DTD 10/12/2018 3.000% 10/12/2021	3130AF5B9	50,000,000.00	BARCLAYS		102.94	51,470,600.00	1,503,100.00	1,481,749.64	1.01	0.15
FEDERAL HOME LOAN BANKS NOTES DTD 11/08/2019 1.625% 11/19/2021	3130AHJY0	30,000,000.00	WELLSFAR		101.68	30,503,340.00	554,640.00	531,962.91	1.12	0.15
FEDERAL HOME LOAN BANKS NOTES DTD 12/20/2019 1.625% 12/20/2021	3130AHSR5	22,500,000.00	BARCLAYS		101.81	22,906,147.50	430,447.50	420,940.25	1.21	0.15
FANNIE MAE NOTES DTD 01/11/2019 2.625% 01/11/2022	3135G0U92	60,000,000.00	TD		103.17	61,900,500.00	1,943,700.00	1,918,907.30	1.26	0.15
FEDERAL FARM CREDIT BANK NOTES DTD 01/18/2019 2.600% 01/18/2022	3133EJ5P0	50,000,000.00	FTN		103.18	51,591,650.00	1,634,150.00	1,610,030.47	1.28	0.15
FANNIE MAE NOTES DTD 04/12/2019 2.250% 04/12/2022	3135G0V59	75,000,000.00	BARCLAYS		103.22	77,415,300.00	2,661,300.00	2,540,544.53	1.50	0.15
FEDERAL FARM CREDIT BANK NOTES DTD 05/06/2020 0.250% 05/06/2022	3133ELYR9	100,000,000.00	JPMCHAS		100.17	100,170,900.00	297,900.00	272,152.05	1.60	0.14
FEDERAL HOME LOAN BANK DTD 06/01/2012 2.125% 06/10/2022	313379O69	25,000,000.00	WELLSFAR		103.35	25,836,950.00	680,450.00	745,855.19	1.66	0.15
FFCB NOTES DTD 12/16/2019 1.630% 06/15/2022	3133ELDK7	40,000,000.00	INCAPITA		102.53	41,012,960.00	1,015,079.20	1,014,405.33	1.68	0.15
FREDDIE MAC NOTES DTD 07/23/2020 0.125% 07/25/2022	3137EAET2	25,000,000.00	WELLS_F		99.95	24,987,375.00	43,875.00	38,471.99	1.82	0.15
FANNIE MAE NOTES DTD 09/06/2019 1.375% 09/06/2022	3135G0W33	75,000,000.00	BARCLAYS		102.34	76,751,625.00	2,012,625.00	1,919,512.77	1.91	0.16
FEDERAL HOME LOAN BANKS NOTES DTD 08/13/2012 2.000% 09/09/2022	313380GJ0	10,000,000.00	WELLSFAR		103.56	10,355,500.00	205,000.00	259,245.26	1.91	0.17
FEDERAL HOME LOAN BANK NOTES (CALLABLE) DTD 10/26/2018 3.210% 10/26/2022	3130AFAJ6	25,000,000.00	TOR DOM	10/26/20	100.21	25,052,475.00	52,475.00	52,475.00	0.07	3.10
FEDERAL FARM CREDIT BANK NOTES(CALLABLE) DTD 01/24/2020 1.640% 01/24/2023	3133ELJN5	10,000,000.00	OTHER	01/24/22	101.85	10,185,030.00	190,030.00	188,884.93	1.30	0.83



**Managed Account Fair Market Value & Analytics**

For the Month Ending **September 30, 2020**

**SAN BERNARDINO COUNTY - 76990800**

<b>Security Type/Description</b>	<b>CUSIP</b>	<b>Par</b>	<b>Broker</b>	<b>Next Call Date</b>	<b>Market Price</b>	<b>Market Value</b>	<b>Unreal G/L On Cost</b>	<b>Unreal G/L Amort Cost</b>	<b>Effective Duration</b>	<b>YTM at Mkt</b>
<b>Federal Agency Bond / Note</b>										
FEDERAL FARM CREDIT BANK NOTES(CALLABLE) DTD 01/24/2020 1.640% 01/24/2023	3133ELJN5	20,000,000.00	DAIWA	01/24/22	101.85	20,370,060.00	380,060.00	377,769.85	1.30	0.83
FEDERAL FARM CREDIT BANK NOTES(CALLABLE) DTD 01/24/2020 1.640% 01/24/2023	3133ELJN5	20,000,000.00	FCSTONE	01/24/22	101.85	20,370,060.00	380,060.00	377,769.85	1.30	0.83
FEDERAL HOME LOAN BANKS NOTES DTD 02/21/2020 1.375% 02/17/2023	3130AJ7E3	50,000,000.00	WELLSFAR		102.77	51,384,700.00	1,476,700.00	1,457,912.45	2.35	0.21
FEDERAL HOME LOAN BANKS NOTES DTD 03/01/2018 2.750% 03/10/2023	3130ADRG9	10,000,000.00	TOR DOM		106.17	10,616,550.00	573,870.00	591,576.17	2.38	0.22
FREDDIE MAC NOTES DTD 04/20/2020 0.375% 04/20/2023	3137EAE08	50,000,000.00	CITIGRP		100.40	50,201,250.00	326,250.00	307,528.54	2.54	0.22
FREDDIE MAC NOTES (CALLABLE) DTD 05/04/2020 0.450% 05/04/2023	3134GVRD2	50,000,000.00	RBC	05/04/21	100.13	50,065,200.00	65,200.00	65,200.00	0.59	0.40
FREDDIE MAC NOTES DTD 05/07/2020 0.375% 05/05/2023	3137EAER6	100,000,000.00	WELLS_F		100.41	100,409,000.00	451,000.00	445,351.33	2.58	0.22
FANNIE MAE NOTES DTD 05/22/2020 0.250% 05/22/2023	3135G04Q3	100,000,000.00	CITIGRP		100.09	100,087,400.00	388,400.00	352,115.07	2.63	0.22
FFCB FLOATING NOTES DTD 06/09/2020 0.420% 06/09/2023	3133ELH72	45,000,000.00	LOOP CA		100.17	45,078,120.00	78,120.00	78,120.00	0.00	0.39
FREDDIE MAC NOTES DTD 06/26/2020 0.250% 06/26/2023	3137EAES4	23,000,000.00	TOR DOM		100.06	23,014,536.00	81,696.00	75,746.67	2.73	0.23
FANNIE MAE NOTES DTD 07/10/2020 0.250% 07/10/2023	3135G05G4	50,000,000.00	CITIGRP		100.06	50,032,050.00	139,550.00	131,401.60	2.77	0.23
FEDERAL FARM CREDIT BANKS NOTES DTD 08/14/2019 1.600% 08/14/2023	3133EKZK5	10,000,000.00	WELLSFAR		103.93	10,392,520.00	345,420.00	358,416.47	2.81	0.23
FREDDIE MAC NOTES DTD 08/21/2020 0.250% 08/24/2023	3137EAEV7	45,000,000.00	CITIGRP		100.07	45,030,105.00	76,005.00	74,291.07	2.89	0.23
FREDDIE MAC NOTES DTD 09/04/2020 0.250% 09/08/2023	3137EAEW5	32,000,000.00	WELLS_F		100.04	32,012,352.00	22,912.00	22,652.56	2.93	0.24
FANNIE MAE NOTES DTD 02/08/2019 2.500% 02/05/2024	3135G0V34	100,000,000.00	JPM_CHAS		107.36	107,361,100.00	7,733,100.00	7,610,460.39	3.23	0.29
FHLB BONDS DTD 02/15/2019 2.500% 02/13/2024	3130AFW94	50,000,000.00	BARCLAYS		107.41	53,704,900.00	3,881,900.00	3,824,258.55	3.25	0.29



**Managed Account Fair Market Value & Analytics**

For the Month Ending **September 30, 2020**

**SAN BERNARDINO COUNTY - 76990800**

<b>Security Type/Description</b>	<b>CUSIP</b>	<b>Par</b>	<b>Broker</b>	<b>Next Call Date</b>	<b>Market Price</b>	<b>Market Value</b>	<b>Unreal G/L On Cost</b>	<b>Unreal G/L Amort Cost</b>	<b>Effective Duration</b>	<b>YTM at Mkt</b>
<b>Federal Agency Bond / Note</b>										
FFCB (CALLABLE) NOTES DTD 03/12/2020 1.050% 03/12/2024	3133ELSL9	30,995,000.00	WELLSFA	03/12/21	100.35	31,103,916.43	108,916.43	108,916.43	3.40	0.95
FFCB (CALLABLE) NOTES DTD 03/12/2020 1.050% 03/12/2024	3133ELSL9	50,000,000.00	CFCO	03/12/21	100.35	50,175,700.00	175,700.00	175,700.00	3.40	0.95
FEDERAL FARM CREDIT BANK NOTES(CALLABLE) DTD 04/22/2020 0.800% 04/22/2024	3133ELXC3	10,000,000.00	CANTFIT	04/22/21	100.30	10,029,660.00	29,660.00	29,660.00	0.56	0.72
FEDERAL FARM CREDIT BANK NOTES(CALLABLE) DTD 04/22/2020 0.800% 04/22/2024	3133ELXC3	10,000,000.00	MIZUHO	04/22/21	100.30	10,029,660.00	29,660.00	29,660.00	0.56	0.72
FEDERAL FARM CREDIT BANK NOTES(CALLABLE) DTD 04/22/2020 0.800% 04/22/2024	3133ELXC3	10,000,000.00	PIPER J	04/22/21	100.30	10,029,660.00	29,660.00	29,660.00	0.56	0.72
FHLMC (CALLABLE) NOTES DTD 04/29/2020 0.570% 04/29/2024	3134GVPP7	25,000,000.00	CANTFIT	04/29/22	100.40	25,099,925.00	99,925.00	99,925.00	1.57	0.46
FHLMC (CALLABLE) NOTES DTD 05/20/2020 0.560% 05/20/2024	3134GVTN8	25,000,000.00	LOOP CA	05/20/21	100.19	25,047,550.00	57,550.00	56,632.82	0.64	0.51
FHLMC (CALLABLE) NOTES DTD 05/20/2020 0.510% 05/20/2024	3134GVUY2	25,000,000.00	WELLS_F	05/20/22	100.31	25,077,625.00	77,625.00	77,625.00	1.63	0.42
FHLMC (CALLABLE) NOTES DTD 05/20/2020 0.590% 05/20/2024	3134GVXD5	25,000,000.00	GREAT P	05/20/21	100.20	25,050,750.00	50,750.00	50,750.00	0.64	0.53
FHLMC (CALLABLE) NOTES DTD 05/20/2020 0.500% 05/20/2024	3134GVXC7	25,000,000.00	INCAPIT	05/20/22	100.28	25,070,000.00	70,000.00	70,000.00	1.63	0.42
FANNIE MAE NOTES DTD 07/08/2019 1.750% 07/02/2024	3135G0V75	25,000,000.00	CITI		105.45	26,362,900.00	1,581,900.00	1,527,751.65	3.64	0.29
FEDERAL HOME LOAN BANK NOTES DTD 08/15/2014 2.875% 09/13/2024	3130A2UW4	25,000,000.00	WELLSFAR		109.94	27,486,150.00	1,035,400.00	1,333,378.94	3.77	0.34
FEDERAL HOME LOAN BANK NOTES DTD 08/15/2014 2.875% 09/13/2024	3130A2UW4	25,000,000.00	MORGANST		109.94	27,486,150.00	1,052,825.00	1,345,969.20	3.77	0.34
FANNIE MAE NOTES DTD 10/18/2019 1.625% 10/15/2024	3135G0W66	25,000,000.00	CITI		105.24	26,309,850.00	1,352,600.00	1,344,420.31	3.90	0.32
FEDERAL HOME LOAN BANK NOTES DTD 11/06/2014 2.750% 12/13/2024	3130A3GE8	10,000,000.00	JEFFERIE		109.83	10,982,870.00	467,240.00	551,820.18	3.98	0.39



**Managed Account Fair Market Value & Analytics**

For the Month Ending **September 30, 2020**

**SAN BERNARDINO COUNTY - 76990800**

<b>Security Type/Description Dated Date/Coupon/Maturity</b>	<b>CUSIP</b>	<b>Par</b>	<b>Broker</b>	<b>Next Call Date</b>	<b>Market Price</b>	<b>Market Value</b>	<b>Unreal G/L On Cost</b>	<b>Unreal G/L Amort Cost</b>	<b>Effective Duration</b>	<b>YTM at Mkt</b>
<b>Federal Agency Bond / Note</b>										
FEDERAL HOME LOAN BANK NOTES DTD 11/06/2014 2.750% 12/13/2024	3130A3GE8	25,000,000.00	INTL_FCS		109.83	27,457,175.00	1,072,675.00	1,299,778.27	3.98	0.39
FEDERAL HOME LOAN BANK NOTES DTD 11/06/2014 2.750% 12/13/2024	3130A3GE8	25,000,000.00	WELLSFAR		109.83	27,457,175.00	1,169,675.00	1,380,867.10	3.98	0.39
FANNIE MAE NOTES DTD 01/10/2020 1.625% 01/07/2025	3135G0X24	75,000,000.00	BARCLAYS		105.40	79,051,425.00	4,290,675.00	4,255,915.54	4.13	0.35
FREDDIE MAC NOTES DTD 02/14/2020 1.500% 02/12/2025	3137EAEP0	50,000,000.00	WELLSFAR		104.85	52,424,950.00	2,463,450.00	2,458,597.95	4.24	0.38
FEDERAL HOME LOAN BANKS NOTES DTD 02/17/2015 2.375% 03/14/2025	3130A4CH3	25,840,000.00	DAIWA		108.58	28,056,193.44	1,398,099.04	1,525,594.27	4.26	0.43
FANNIE MAE NOTES DTD 04/24/2020 0.625% 04/22/2025	3135G03U5	50,000,000.00	CITIGRP		101.02	50,511,400.00	614,400.00	605,364.91	4.49	0.40
FHLMC (CALLABLE) NOTES DTD 05/06/2020 0.700% 05/06/2025	3134GVPR3	25,000,000.00	PIPER J	05/06/22	100.50	25,126,100.00	126,100.00	126,100.00	1.59	0.59
FANNIE MAE NOTES DTD 06/19/2020 0.500% 06/17/2025	3135G04Z3	50,000,000.00	WELLS_F		100.33	50,166,850.00	270,350.00	264,448.68	4.66	0.43
FREDDIE MAC NOTES DTD 07/23/2020 0.375% 07/21/2025	3137EAEU9	45,000,000.00	WELLS_F		99.75	44,885,880.00	109,980.00	101,379.67	4.77	0.43
FANNIE MAE NOTES DTD 08/27/2020 0.375% 08/25/2025	3135G05X7	50,000,000.00	BARCLAY		99.74	49,870,750.00	104,750.00	100,259.87	4.86	0.43
FREDDIE MAC (CALLABLE) NOTES DTD 09/02/2020 0.550% 09/02/2025	3134GWA22	19,900,000.00	OPCO	09/02/21	100.00	19,899,363.20	(636.80)	(636.80)	0.92	0.55
FEDERAL HOME LOAN BANK NOTES DTD 09/11/2020 0.375% 09/04/2025	3130AK5E2	14,000,000.00	WELLS_F		99.98	13,997,704.00	39,704.00	39,242.21	4.89	0.38
FREDDIE MAC NOTES DTD 09/25/2020 0.375% 09/23/2025	3137EAEX3	20,000,000.00	CITIGRP		99.69	19,937,680.00	(2,120.00)	(2,318.03)	4.94	0.44

<b>Security Type Sub-Total</b>		<b>2,618,235,000.00</b>				<b>2,673,944,497.57</b>	<b>52,209,407.37</b>	<b>52,529,833.39</b>	<b>2.18</b>	<b>0.32</b>
--------------------------------	--	-------------------------	--	--	--	-------------------------	----------------------	----------------------	-------------	-------------

<b>Corporate Note</b>										
JOHNSON & JOHNSON CORP NOTE DTD 11/10/2017 1.950% 11/10/2020	478160CH5	3,000,000.00	JPM		100.18	3,005,460.00	8,670.00	5,577.15	0.11	0.31
VISA INC (CALLABLE) CORP NOTES DTD 12/14/2015 2.200% 12/14/2020	92826CAB8	4,550,000.00	MKTX	11/14/20	100.24	4,561,020.10	646.10	9,190.73	0.12	1.01



**Managed Account Fair Market Value & Analytics**

For the Month Ending **September 30, 2020**

**SAN BERNARDINO COUNTY - 76990800**

<b>Security Type/Description</b>	<b>CUSIP</b>	<b>Par</b>	<b>Broker</b>	<b>Next Call Date</b>	<b>Market Price</b>	<b>Market Value</b>	<b>Unreal G/L On Cost</b>	<b>Unreal G/L Amort Cost</b>	<b>Effective Duration</b>	<b>YTM at Mkt</b>
<b>Corporate Note</b>										
EXXON MOBIL CORPORATE (CALLABLE) NOTES DTD 03/03/2016 2.222% 03/01/2021	30231GAV4	5,000,000.00	JPMCHASE	02/01/21	100.66	5,033,040.00	145,690.00	54,579.93	0.34	0.64
EXXON MOBIL CORPORATE (CALLABLE) NOTES DTD 03/03/2016 2.222% 03/01/2021	30231GAV4	9,240,000.00	MKTX	02/01/21	100.66	9,301,057.92	45,904.32	55,465.56	0.34	0.64
JOHN DEERE CAPITAL CORP CORP NOTES DTD 06/07/2019 2.300% 06/07/2021	24422EUV9	10,000,000.00	CITIGRP		101.43	10,142,680.00	149,480.00	144,996.28	0.68	0.22
WAL-MART STORES INC CORP NOTES DTD 06/27/2018 3.125% 06/23/2021	931142EJ8	7,000,000.00	CITIGRP		102.15	7,150,192.00	150,542.00	150,276.94	0.72	0.18
WAL-MART STORES INC CORP NOTES DTD 06/27/2018 3.125% 06/23/2021	931142EJ8	10,000,000.00	JPMCHASE		102.15	10,214,560.00	202,760.00	211,696.45	0.72	0.18
MICROSOFT CORP (CALLABLE) NOTES DTD 08/08/2016 1.550% 08/08/2021	594918BP8	9,800,000.00	LOOP CAP	07/08/21	101.04	9,901,488.80	293,764.80	174,860.38	0.77	0.34
3M COMPANY DTD 09/14/2018 3.000% 09/14/2021	88579YBA8	2,000,000.00	CITI		102.45	2,049,026.00	53,126.00	50,327.82	0.95	0.43
3M COMPANY CORP (CALLABLE) NOTES DTD 09/19/2016 1.625% 09/19/2021	88579YAU5	10,000,000.00	MORGANST	08/19/21	101.22	10,122,090.00	550,890.00	266,661.54	0.88	0.36
TOYOTA MOTOR CREDIT CORP CORP NOTES DTD 10/07/2019 1.800% 10/07/2021	89236TGJ8	15,000,000.00	BK AMER		101.46	15,219,540.00	221,340.00	220,453.54	1.01	0.36
TOYOTA MOTOR CREDIT CORP CORP NOTES DTD 03/18/2019 2.850% 02/18/2022	89236TFU4	10,000,000.00	TOR DOM		100.39	10,039,280.00	39,280.00	39,280.00	1.36	2.56
3M COMPANY BONDS DTD 02/22/2019 2.750% 03/01/2022	88579YBF7	5,000,000.00	MORGANST	02/01/22	103.26	5,163,060.00	165,410.00	164,159.37	1.32	0.44
JOHN DEERE CAPITAL CORP DTD 03/07/2019 2.950% 04/01/2022	24422EUT4	5,000,000.00	BK AMER		103.86	5,193,225.00	195,625.00	194,396.10	1.46	0.37
TOYOTA MOTOR CREDIT CORP DTD 04/12/2019 2.650% 04/12/2022	89236TFX8	10,000,000.00	CITIGRP		103.39	10,338,630.00	344,930.00	341,837.48	1.50	0.43
US BANK NA CINCINNATI FLOATING CORP NOT DTD 05/23/2019 0.696% 05/23/2022	90331HPD9	10,000,000.00	JPMCHAS		100.45	10,044,970.00	111,170.00	98,701.44	0.15	0.69



**Managed Account Fair Market Value & Analytics**

For the Month Ending **September 30, 2020**

**SAN BERNARDINO COUNTY - 76990800**

<b>Security Type/Description Dated Date/Coupon/Maturity</b>	<b>CUSIP</b>	<b>Par</b>	<b>Broker</b>	<b>Next Call Date</b>	<b>Market Price</b>	<b>Market Value</b>	<b>Unreal G/L On Cost</b>	<b>Unreal G/L Amort Cost</b>	<b>Effective Duration</b>	<b>YTM at Mkt</b>
<b>Corporate Note</b>										
US BANK NA CINCINNATI FLOATING CORP NOT DTD 05/23/2019 0.696% 05/23/2022	90331HPD9	10,000,000.00	JPMCHAS		100.45	10,044,970.00	112,270.00	99,817.21	0.15	0.69
JOHN DEERE CAPITAL CORP CORP NOTES DTD 09/12/2019 1.950% 06/13/2022	24422EVA4	5,000,000.00	CITI		102.75	5,137,685.00	144,135.00	141,664.10	1.67	0.33
JOHN DEERE CAPITAL CORP CORPORATE NOTES DTD 06/04/2020 0.550% 07/05/2022	24422EVG1	5,000,000.00	BARCLAY		100.31	5,015,505.00	16,555.00	16,390.81	1.76	0.37
CHEVRON USA INC CORPORATE NOTES DTD 08/12/2020 0.333% 08/12/2022	166756AF3	14,500,000.00	CITIGRP		100.09	14,513,485.00	13,485.00	13,485.00	1.86	0.28
EXXON MOBIL CORPORATION DTD 08/16/2019 1.902% 08/16/2022	30231GBB7	3,000,000.00	MORGANST		102.49	3,074,784.00	74,784.00	74,784.00	1.85	0.57
US BANK NA CINCINNATI DTD 12/09/2019 1.950% 01/09/2023	90331HPF4	12,000,000.00	BARCLAYS	12/09/22	103.48	12,417,096.00	427,176.00	424,519.60	2.15	0.41
BANK OF NY MELLON CORP NOTES DTD 01/28/2020 1.850% 01/27/2023	06406RAM9	5,000,000.00	DIRECT		103.25	5,162,395.00	90,045.00	101,347.44	2.28	0.44
JOHN DEERE CAPITAL CORP CORPORATE NOTES DTD 06/04/2020 0.700% 07/05/2023	24422EVH9	3,000,000.00	BARCLAY		100.81	3,024,174.00	26,634.00	26,374.02	2.74	0.41
CHEVRON USA INC CORPORATE NOTES DTD 08/12/2020 0.426% 08/11/2023	166756AJ5	10,000,000.00	BARCLAY		100.11	10,011,130.00	11,130.00	11,130.00	2.85	0.39
<b>Security Type Sub-Total</b>		<b>193,090,000.00</b>				<b>195,880,543.82</b>	<b>3,595,442.22</b>	<b>3,091,972.89</b>	<b>1.18</b>	<b>0.53</b>

<b>Commercial Paper</b>										
COOPERATIEVE RABOBANK U.A. COMM PAPER DTD 09/29/2020 0.000% 10/01/2020	21687AK10	150,000,000.00	RABO_DI		100.00	149,999,550.00	216.67	(450.00)	0.00	0.11
COOPERATIEVE RABOBANK U.A. COMM PAPER DTD 05/08/2020 0.000% 10/02/2020	21687AK28	25,000,000.00	RABO_DI		100.00	24,999,825.00	27,387.50	12.50	0.01	0.13
CREDIT AGRICOLE CIB NY COMM PAPER DTD 01/06/2020 0.000% 10/02/2020	22533TK21	150,000,000.00	CREDITA		100.00	149,999,100.00	100.00	(566.67)	0.01	0.11



**Managed Account Fair Market Value & Analytics**

For the Month Ending **September 30, 2020**

**SAN BERNARDINO COUNTY - 76990800**

<b>Security Type/Description Dated Date/Coupon/Maturity</b>	<b>CUSIP</b>	<b>Par</b>	<b>Broker</b>	<b>Next Call Date</b>	<b>Market Price</b>	<b>Market Value</b>	<b>Unreal G/L On Cost</b>	<b>Unreal G/L Amort Cost</b>	<b>Effective Duration</b>	<b>YTM at Mkt</b>
<b>Commercial Paper</b>										
COOPERATIEVE RABOBANK U.A. COMM PAPER DTD 05/08/2020 0.000% 10/08/2020	21687AK85	25,000,000.00	RABO_DI		100.00	24,999,300.00	27,987.50	612.50	0.02	0.13
COOPERATIEVE RABOBANK U.A. COMM PAPER DTD 05/08/2020 0.000% 10/14/2020	21687AKE2	25,000,000.00	RABO_DI		99.99	24,998,725.00	28,537.50	1,162.50	0.04	0.13
JP MORGAN SECURITIES LLC COMM PAPER -- 0.000% 11/02/2020	46640PL27	50,000,000.00	JPMCHAS		99.98	49,989,100.00	196,391.67	22,433.33	0.09	0.24
JP MORGAN SECURITIES LLC COMM PAPER -- 0.000% 11/02/2020	46640PL27	50,000,000.00	CHASE		99.98	49,989,100.00	119,655.56	11,322.22	0.09	0.24
JP MORGAN SECURITIES LLC COMM PAPER DTD 05/07/2020 0.000% 11/18/2020	46640PLJ0	25,000,000.00	CHASE		99.97	24,991,725.00	39,120.83	3,391.67	0.14	0.24
CREDIT AGRICOLE CIB NY COMM PAPER -- 0.000% 12/17/2020	22533TMH6	50,000,000.00	CREDITA		99.97	49,986,600.00	4,488.89	1,572.22	0.22	0.12
CREDIT AGRICOLE CIB NY COMM PAPER DTD 07/22/2020 0.000% 01/04/2021	22533TN44	75,000,000.00	CREDITA		99.97	74,974,500.00	50,583.33	18,041.66	0.27	0.13
CREDIT AGRICOLE CIB NY COMM PAPER DTD 07/22/2020 0.000% 01/13/2021	22533TND4	25,000,000.00	CREDITA		99.96	24,990,550.00	18,501.39	7,161.11	0.29	0.13
CREDIT AGRICOLE CIB NY COMM PAPER -- 0.000% 01/14/2021	22533TNE2	25,000,000.00	CREDITA		99.96	24,990,425.00	10,925.00	3,550.00	0.30	0.13
EXXON MOBIL CORP COMM PAPER -- 0.000% 01/27/2021	30229ANT2	50,000,000.00	EXXON		99.95	49,975,950.00	25,116.67	8,727.78	0.33	0.15
COOPERATIEVE RABOBANK U.A. COMM PAPER DTD 05/14/2020 0.000% 02/01/2021	21687AP15	50,000,000.00	RABOBAN		99.94	49,970,450.00	90,991.67	26,825.00	0.34	0.17
COOPERATIEVE RABOBANK U.A. COMM PAPER DTD 05/14/2020 0.000% 02/01/2021	21687AP15	50,000,000.00	RABO_DI		99.94	49,970,450.00	32,422.22	9,741.67	0.34	0.17
JP MORGAN SECURITIES LLC COMM PAPER DTD 07/29/2020 0.000% 02/01/2021	46640PP15	50,000,000.00	CHASE		99.91	49,954,100.00	16,433.33	(4,900.00)	0.34	0.27
BNP PARIBAS NY BRANCH COMM PAPER DTD 09/10/2020 0.000% 02/05/2021	09659BP53	50,000,000.00	BNP DIR		99.93	49,966,800.00	5,855.56	313.89	0.36	0.19
EXXON MOBIL CORP COMM PAPER -- 0.000% 02/10/2021	30229APA1	50,000,000.00	EXXON		99.94	49,971,950.00	30,311.11	12,283.33	0.37	0.15



**Managed Account Fair Market Value & Analytics**

For the Month Ending **September 30, 2020**

**SAN BERNARDINO COUNTY - 76990800**

<b>Security Type/Description</b> <b>Dated Date/Coupon/Maturity</b>	<b>CUSIP</b>	<b>Par</b>	<b>Broker</b>	<b>Next Call Date</b>	<b>Market Price</b>	<b>Market Value</b>	<b>Unreal G/L On Cost</b>	<b>Unreal G/L Amort Cost</b>	<b>Effective Duration</b>	<b>YTM at Mkt</b>
<b>Commercial Paper</b>										
BNP PARIBAS NY BRANCH COMM PAPER DTD 09/10/2020 0.000% 03/10/2021	09659BOA1	50,000,000.00	BNP DIR		99.91	49,955,900.00	8,691.67	2,566.67	0.45	0.20
<b>Security Type Sub-Total</b>		<b>1,025,000,000.00</b>				<b>1,024,674,100.00</b>	<b>733,718.07</b>	<b>123,801.38</b>	<b>0.18</b>	<b>0.16</b>
<b>Certificate of Deposit</b>										
BANK OF AMERICA NA CERT DEPOS DTD 04/20/2020 0.900% 10/01/2020	06052TK90	50,000,000.00	BOFA		100.00	50,001,026.85	1,026.85	1,026.85	0.00	0.16
ROYAL BANK OF CANADA NY CERT DEPOS DTD 04/16/2020 0.980% 10/07/2020	78012UVC6	50,000,000.00	ROYAL		100.02	50,007,671.85	7,671.85	7,671.85	0.02	0.19
TORONTO DOMINION BANK NY CERT DEPOS DTD 04/16/2020 0.650% 10/07/2020	89114NJZ9	50,000,000.00	TD SEC		100.01	50,004,466.45	4,466.45	4,466.45	0.02	0.19
ROYAL BANK OF CANADA NY CERT DEPOS DTD 04/21/2020 0.980% 10/21/2020	78012UVH5	50,000,000.00	ROYAL		100.05	50,023,014.65	23,014.65	23,014.65	0.06	0.19
NORDEA BANK ABP NEW YORK CERT DEPOS DTD 05/06/2020 0.300% 11/04/2020	65558TX8	50,000,000.00	CASTLE		100.01	50,003,874.95	3,874.95	3,874.95	0.10	0.22
NORDEA BANK ABP NEW YORK CERT DEPOS DTD 05/06/2020 0.300% 11/06/2020	65558TXW0	50,000,000.00	CASTLE		100.01	50,004,096.30	4,096.30	4,096.30	0.10	0.22
SWEDBANK NY CERT DEPOS DTD 09/24/2020 0.100% 11/06/2020	87019VL21	50,000,000.00	DIRECT		99.99	49,993,834.50	(6,165.50)	(6,165.50)	0.10	0.22
SWEDBANK NY CERT DEPOS DTD 05/07/2020 0.250% 11/09/2020	87019VE52	25,000,000.00	SWEDBK		100.00	25,000,826.93	826.93	826.93	0.11	0.22
TORONTO DOMINION BANK NY CERT DEPOS DTD 05/13/2020 0.310% 12/16/2020	89114NKW4	50,000,000.00	TOR DOM		100.02	50,008,521.65	8,521.65	8,521.65	0.21	0.23
BANK OF MONTREAL CHICAGO CERT DEPOS DTD 09/09/2020 0.190% 12/18/2020	06367BUF4	50,000,000.00	BMO_DIR		99.99	49,995,610.50	(4,389.50)	(4,389.50)	0.22	0.23
SWEDBANK NY CERT DEPOS DTD 09/28/2020 0.120% 12/18/2020	87019VL39	100,000,000.00	DIRECT		99.98	99,975,872.90	(24,127.10)	(24,127.10)	0.22	0.23





**Managed Account Fair Market Value & Analytics**

For the Month Ending **September 30, 2020**

**SAN BERNARDINO COUNTY - 76990800**

<b>Security Type/Description Dated Date/Coupon/Maturity</b>	<b>CUSIP</b>	<b>Par</b>	<b>Broker</b>	<b>Next Call Date</b>	<b>Market Price</b>	<b>Market Value</b>	<b>Unreal G/L On Cost</b>	<b>Unreal G/L Amort Cost</b>	<b>Effective Duration</b>	<b>YTM at Mkt</b>
<b>Certificate of Deposit</b>										
US BANK NATL ASSOC CERT DEPOS DTD 05/06/2020 0.280% 01/04/2021	90333V3M0	25,000,000.00	US BANK		100.00	25,000,645.63	645.63	645.63	0.27	0.27
TORONTO DOMINION BANK NY CERT DEPOS DTD 05/20/2020 0.260% 01/04/2021	89114NKZ7	50,000,000.00	TOR DOM		100.00	49,998,633.00	(1,367.00)	(1,367.00)	0.27	0.27
SVENSKA HANDELSBANKEN NY CERT DEPOS DTD 08/05/2020 1.920% 01/08/2021	86959RJG6	25,000,000.00	DIRECT		100.46	25,114,441.48	114,441.48	114,441.48	0.28	0.27
WELLS FARGO BANK NA CERT DEPOS DTD 01/09/2020 1.800% 02/01/2021	95001KFR0	25,000,000.00	WELLSFAR		100.53	25,131,319.80	131,319.80	131,319.80	0.34	0.27
SVENSKA HANDELSBANKEN NY CERT DEPOS DTD 03/03/2020 1.150% 02/01/2021	86959RFR6	50,000,000.00	SVENSKA		100.30	50,151,101.55	151,101.55	151,101.55	0.34	0.27
US BANK NATL ASSOC CERT DEPOS DTD 05/06/2020 0.320% 02/01/2021	90333V3L2	50,000,000.00	US BANK		100.02	50,008,542.35	8,542.35	8,542.35	0.34	0.27
SWEDBANK NY CERT DEPOS DTD 09/29/2020 0.200% 02/24/2021	87019VL54	50,000,000.00	SWEDBK		99.97	49,985,723.70	(14,276.30)	(14,276.30)	0.41	0.27
SWEDBANK NY CERT DEPOS DTD 09/29/2020 0.200% 02/26/2021	87019VL62	50,000,000.00	SWEDBK		99.97	49,985,529.70	(14,470.30)	(14,470.30)	0.41	0.27
ROYAL BANK OF CANADA NY CERT DEPOS DTD 03/02/2020 0.980% 03/01/2021	78012UTC9	50,000,000.00	ROYAL		100.30	50,149,389.60	149,389.60	149,389.60	0.42	0.27
TORONTO DOMINION BANK NY CERT DEPOS DTD 03/02/2020 1.000% 03/01/2021	89114NH81	50,000,000.00	TOR DOM		100.31	50,153,600.30	153,600.30	153,600.30	0.42	0.27
ROYAL BANK OF CANADA NY CERT DEPOS DTD 05/20/2020 0.310% 05/03/2021	78012UWD3	50,000,000.00	RBC CAP		100.01	50,005,862.85	5,862.85	5,862.85	0.60	0.29
NORDEA BANK ABP NEW YORK CERT DEPOS DTD 05/20/2020 0.380% 05/19/2021	65558TYQ2	50,000,000.00	CHASE		100.06	50,028,690.95	28,690.95	28,690.95	0.64	0.29
BANK OF MONTREAL CHICAGO FLOATING CD DTD 06/05/2020 0.336% 06/01/2021	06367BMN6	50,000,000.00	BMO_DIR		100.06	50,028,100.00	28,100.00	28,100.00	0.17	0.34



**Managed Account Fair Market Value & Analytics**

For the Month Ending **September 30, 2020**

**SAN BERNARDINO COUNTY - 76990800**

<b>Security Type/Description Dated Date/Coupon/Maturity</b>	<b>CUSIP</b>	<b>Par</b>	<b>Broker</b>	<b>Next Call Date</b>	<b>Market Price</b>	<b>Market Value</b>	<b>Unreal G/L On Cost</b>	<b>Unreal G/L Amort Cost</b>	<b>Effective Duration</b>	<b>YTM at Mkt</b>
<b>Certificate of Deposit</b>										
BANK OF MONTREAL CHICAGO CERT DEPOS DTD 08/25/2020 0.220% 06/02/2021	06367BRX9	50,000,000.00	BMO_DIR		99.95	49,976,205.80	(23,794.20)	(23,794.20)	0.68	0.29
SVENSKA HANDELSBANKEN NY CERT DEPOS DTD 07/15/2020 0.330% 07/01/2021	86959RHV5	50,000,000.00	SVENSKA		100.02	50,007,510.10	7,510.10	7,510.10	0.76	0.31
NORDEA BANK AB NEW YORK CERT DEPOS DTD 07/17/2020 0.290% 07/01/2021	65558TC94	50,000,000.00	PIPER J		99.98	49,992,335.65	(7,664.35)	(7,664.35)	0.76	0.31
ROYAL BANK OF CANADA NY CERT DEPOS DTD 09/29/2020 0.200% 07/01/2021	78012UXY6	50,000,000.00	RBC CAP		99.92	49,958,236.75	(41,763.25)	(41,763.25)	0.76	0.31
BANK OF NOVA SCOTIA HOUSTON CERT DEPOS DTD 07/15/2020 0.350% 07/01/2021	06417MKL8	100,000,000.00	SCOTIA		100.03	100,030,196.50	30,196.50	30,196.50	0.76	0.31
BANK OF MONTREAL CHI FLOATING CERT DEPOS DTD 08/28/2020 0.238% 08/02/2021	06367BSO3	50,000,000.00	BMO		99.99	49,993,300.00	(6,700.00)	(6,700.00)	0.01	0.25
<b>Security Type Sub-Total</b>		<b>1,500,000,000.00</b>				<b>1,500,718,183.24</b>	<b>718,183.24</b>	<b>718,183.24</b>	<b>0.34</b>	<b>0.26</b>
<b>Bank Note</b>										
WELLS FARGO BANK NA BANK NOTE DTD 01/23/2018 2.600% 01/15/2021	94988J5N3	10,000,000.00	WELLSFAR		100.63	10,062,580.00	(11,220.00)	47,565.03	0.29	0.45
US BANK NA CINCINNATI CALLABLE BANK NOTE DTD 04/26/2018 3.150% 04/26/2021	90331HNP4	15,000,000.00	US BANK	03/26/21	101.35	15,202,380.00	203,280.00	202,549.98	0.48	0.78
US BANK BANK NOTE (CALLABLE) DTD 11/16/2018 3.450% 11/16/2021	90331HNX7	10,000,000.00	MORGANST	10/15/21	103.29	10,328,800.00	342,600.00	333,975.00	1.02	0.52
US BANK NA CINCINNATI BKNT (CALLABLE) DTD 01/21/2020 1.800% 01/21/2022	90331HPJ6	8,000,000.00	MORGANST	12/21/21	101.86	8,148,992.00	151,792.00	150,819.09	1.21	0.37
US BANK NA CINCINNATI (CALLABLE) CORP NT DTD 05/23/2019 2.650% 05/23/2022	90331HPC1	7,000,000.00	BARCLAYS	04/22/22	103.73	7,261,065.00	268,485.00	265,120.27	1.53	0.38



**Managed Account Fair Market Value & Analytics**

For the Month Ending **September 30, 2020**

**SAN BERNARDINO COUNTY - 76990800**

<b>Security Type/Description</b>	<b>Dated Date/Coupon/Maturity</b>	<b>CUSIP</b>	<b>Par</b>	<b>Broker</b>	<b>Next Call Date</b>	<b>Market Price</b>	<b>Market Value</b>	<b>Unreal G/L On Cost</b>	<b>Unreal G/L Amort Cost</b>	<b>Effective Duration</b>	<b>YTM at Mkt</b>
<b>Bank Note</b>											
WELLS FARGO BANK NA CALLABLE BANK NOTE		94988J6A0	20,000,000.00	WELLSFAR	09/09/21	101.37	20,273,760.00	273,760.00	273,760.00	0.94	1.37
DTD 09/11/2019 2.082% 09/09/2022											
<b>Security Type Sub-Total</b>			<b>70,000,000.00</b>				<b>71,277,577.00</b>	<b>1,228,697.00</b>	<b>1,273,789.37</b>	<b>0.85</b>	<b>0.78</b>
<b>Asset-Backed Security</b>											
HAROT 2019-1 A2		43814WAB1	1,045,434.04	BK AMER		100.26	1,048,161.79	2,795.08	2,753.21	0.11	2.48
DTD 02/27/2019 2.750% 09/20/2021											
TAOT 2019-A A2A		89239AAB9	476,836.28	SOC GEN		100.19	477,746.08	953.10	926.63	0.08	2.64
DTD 02/13/2019 2.830% 10/15/2021											
JDOT 2019-A A2		47789JAB2	707,379.78	CITI		100.18	708,658.79	1,311.27	1,293.09	0.08	2.70
DTD 03/13/2019 2.850% 12/15/2021											
MBALT 2019-B A2		58769OAB7	1,719,189.78	WELLSFAR		100.40	1,726,120.69	7,021.34	6,983.54	0.28	1.67
DTD 11/20/2019 2.010% 12/15/2021											
HAROT 2019-2 A2		43815MAB2	4,076,990.76	JPMCHASE		100.44	4,094,869.18	17,884.94	17,881.52	0.22	2.21
DTD 05/29/2019 2.570% 12/21/2021											
TAOT 2019-B A2A		89239JAB0	4,022,621.21	BAML		100.39	4,038,331.15	15,753.39	15,731.45	1.35	2.30
DTD 05/08/2019 2.590% 02/15/2022											
MBALT 2020-A A2		58770FAB8	2,406,819.24	MUFG		100.46	2,417,811.18	11,090.86	11,059.50	1.44	1.50
DTD 01/29/2020 1.820% 03/15/2022											
TAOT 2019-C A2A		89238UAB6	2,227,910.69	JPM		100.44	2,237,729.54	9,922.44	9,878.45	0.30	1.71
DTD 08/14/2019 2.000% 04/15/2022											
HAROT 2019-3 A2		43815NAB0	2,781,788.84	SOCGEN		100.50	2,795,594.30	14,000.18	13,919.01	0.35	1.57
DTD 08/27/2019 1.900% 04/15/2022											
JOHN DEERE OWNER TRUST		477870AB5	2,218,804.55	RBC		100.44	2,228,580.38	9,784.26	9,780.69	1.60	2.00
DTD 07/24/2019 2.280% 05/16/2022											
MBART 2019-1 A2A		58769TAB1	3,786,976.54	MIZUHO		100.61	3,810,222.52	23,608.02	23,472.53	0.38	1.68
DTD 09/25/2019 2.040% 06/15/2022											
HAROT 2019-4 A2		43813VAB4	6,811,306.88	CITI		100.73	6,860,708.61	49,822.67	49,683.40	0.46	1.43
DTD 11/26/2019 1.860% 06/20/2022											
HART 2019-B A2		44891JAB4	1,637,807.66	RBC CAP		100.55	1,646,886.68	9,180.40	9,146.33	0.35	1.62
DTD 11/06/2019 1.930% 07/15/2022											



**Managed Account Fair Market Value & Analytics**

For the Month Ending **September 30, 2020**

**SAN BERNARDINO COUNTY - 76990800**

<b>Security Type/Description</b>	<b>Dated Date/Coupon/Maturity</b>	<b>CUSIP</b>	<b>Par</b>	<b>Broker</b>	<b>Next Call Date</b>	<b>Market Price</b>	<b>Market Value</b>	<b>Unreal G/L On Cost</b>	<b>Unreal G/L Amort Cost</b>	<b>Effective Duration</b>	<b>YTM at Mkt</b>
<b>Asset-Backed Security</b>											
TAOT 2019-D A2		89233MAB9	5,246,340.12	BARCLAYS		100.63	5,279,585.65	33,633.23	33,504.79	0.43	1.56
DTD 11/13/2019 1.920% 07/15/2022											
MBALT 2019-B A3		58769QAC5	2,500,000.00	WELLSFAR		101.54	2,538,483.25	38,880.75	38,762.47	1.07	1.24
DTD 11/20/2019 2.000% 10/17/2022											
HAROT 2020-1 A2		43813RAB3	8,500,000.00	JPM_CHAS		100.76	8,564,757.25	65,618.30	65,424.39	0.61	1.25
DTD 02/26/2020 1.630% 10/21/2022											
TAOT 2020-A A2		89232HAB1	11,842,256.76	MUFG		100.61	11,914,206.76	72,095.66	72,062.10	0.52	1.38
DTD 02/12/2020 1.670% 11/15/2022											
MBALT 2020-A A3		58770FAC6	5,000,000.00	MUFG		101.64	5,082,207.50	82,866.50	82,712.25	1.26	1.09
DTD 01/29/2020 1.840% 12/15/2022											
JOHN DEERE OWNER TRUST OTHER ABS		47789KAB9	4,500,000.00	BOFA		100.39	4,517,705.70	18,023.85	17,961.44	2.26	0.84
DTD 03/11/2020 1.010% 01/15/2023											
HAROT 2019-1 A3		43814WAC9	4,000,000.00	BK AMER		102.11	4,084,429.60	84,536.80	84,494.70	0.88	1.95
DTD 02/27/2019 2.830% 03/20/2023											
HAROT 2019-2 A3		43815MAC0	8,500,000.00	JPMCHASE		102.47	8,710,258.55	210,575.60	210,470.70	1.14	1.59
DTD 05/29/2019 2.520% 06/21/2023											
JDOT 2019-A A3		47789JAD8	4,500,000.00	CITI		102.24	4,600,772.10	101,325.15	101,126.96	0.86	2.08
DTD 03/13/2019 2.910% 07/15/2023											
TAOT 2019-A A3		89239AAD5	8,000,000.00	SOC GEN		102.28	8,182,144.80	183,602.40	183,063.82	0.90	2.07
DTD 02/13/2019 2.910% 07/15/2023											
HAROT 2019-3 A3		43815NAC8	4,750,000.00	SOCGEN		101.89	4,839,855.75	89,895.17	89,884.26	1.36	1.11
DTD 08/27/2019 1.780% 08/15/2023											
TAOT 2019-B A3		89239JAD6	5,000,000.00	BAML		102.63	5,131,678.00	132,475.50	132,213.76	1.11	1.63
DTD 05/08/2019 2.570% 08/15/2023											
TAOT 2019-C A3		89238UAD2	5,000,000.00	JPM		101.88	5,093,785.00	93,826.00	93,814.63	1.25	1.26
DTD 08/14/2019 1.910% 09/15/2023											
BAACT 2018-A2 A2		05522RCZ9	10,000,000.00	TOR DOM		101.48	10,147,997.00	(22,315.50)	20,734.40	2.83	2.48
DTD 05/17/2018 3.000% 09/15/2023											
JDOT 2019-B A3		477870AC3	2,500,000.00	RBC		102.35	2,558,790.75	59,321.50	59,177.65	1.14	1.46
DTD 07/24/2019 2.210% 12/15/2023											
TAOT 2019-D A3		89233MAD5	4,500,000.00	BARCLAYS		102.38	4,606,996.50	107,321.40	107,252.59	1.52	1.18
DTD 11/13/2019 1.920% 01/16/2024											
HAROT 2019-4 A3		43813VAC2	9,000,000.00	CITI		102.30	9,206,830.80	208,434.60	208,106.21	1.62	1.12
DTD 11/26/2019 1.830% 01/18/2024											



**Managed Account Fair Market Value & Analytics**

For the Month Ending **September 30, 2020**

**SAN BERNARDINO COUNTY - 76990800**

<b>Security Type/Description Dated Date/Coupon/Maturity</b>	<b>CUSIP</b>	<b>Par</b>	<b>Broker</b>	<b>Next Call Date</b>	<b>Market Price</b>	<b>Market Value</b>	<b>Unreal G/L On Cost</b>	<b>Unreal G/L Amort Cost</b>	<b>Effective Duration</b>	<b>YTM at Mkt</b>
<b>Asset-Backed Security</b>										
HART 2019-B A3 DTD 11/06/2019 1.940% 02/15/2024	44891JAC2	3,750,000.00	RBC CAP		102.20	3,832,616.63	82,789.50	82,752.98	1.39	1.27
MBART 2019-1 A3 DTD 09/25/2019 1.930% 03/15/2024	58769TAD7	7,000,000.00	MIZUHO		102.23	7,155,991.50	156,955.40	156,735.82	1.46	1.27
HAROT 2020-1 A3 DTD 02/26/2020 1.610% 04/22/2024	43813RAC1	10,000,000.00	JPM_CHAS		102.38	10,238,170.00	240,130.00	239,848.34	1.87	0.93
TAOT 2020-A A3 DTD 02/12/2020 1.660% 05/15/2024	89232HAC9	15,000,000.00	MUFG		102.19	15,328,285.50	329,368.50	329,206.82	1.59	1.04
JOHN DEERE OWNER TRUST DTD 03/11/2020 1.100% 08/15/2024	47789KAC7	5,000,000.00	BOFA		101.30	5,065,054.50	65,360.00	65,321.48	1.76	0.76
CHAIT 2012-A7 A7 DTD 10/09/2012 2.160% 09/15/2024	161571FO2	10,000,000.00	JPMCHASE		103.60	10,360,416.00	300,259.75	312,759.32	3.80	1.23
CHAIT 2020-A1 A1 DTD 02/18/2020 1.530% 01/15/2025	161571HP2	8,000,000.00	JPMCHASE		102.70	8,215,620.80	217,453.60	217,222.58	4.16	0.89
<b>Security Type Sub-Total</b>		<b>196,008,463.13</b>				<b>199,348,060.78</b>	<b>3,125,561.61</b>	<b>3,177,123.81</b>	<b>1.47</b>	<b>1.44</b>
<b>Managed Account Sub-Total</b>		<b>8,524,333,463.13</b>				<b>8,654,521,792.41</b>	<b>137,824,584.74</b>	<b>130,270,799.32</b>	<b>1.29</b>	<b>0.27</b>
<b>Securities Sub-Total</b>		<b>\$8,524,333,463.13</b>				<b>\$8,654,521,792.41</b>	<b>\$137,824,584.74</b>	<b>\$130,270,799.32</b>	<b>1.29</b>	<b>0.27%</b>
<b>Accrued Interest</b>						<b>\$23,189,465.49</b>				
<b>Total Investments</b>						<b>\$8,677,711,257.90</b>				



**Managed Account Security Transactions & Interest**

For the Month Ending **September 30, 2020**

**SAN BERNARDINO COUNTY - 76990800**

Transaction Type		Security Description	CUSIP	Par	Principal Proceeds	Accrued Interest	Total	Realized G/L Cost	Realized G/L Amort Cost	Sale Method
Trade	Settle									
<b>BUY</b>										
09/01/20	09/01/20	CREDIT AGRICOLE CIB NY COMM PAPER -- 0.000% 09/02/2020	22533TJ23	131,000,000.00	(130,999,708.89)	0.00	(130,999,708.89)			
09/02/20	09/02/20	FIDELITY GOV'T MM FUND 2642	31607A703	375,000,000.00	(375,000,000.00)	0.00	(375,000,000.00)			
09/02/20	09/02/20	CREDIT AGRICOLE CIB NY COMM PAPER -- 0.000% 09/03/2020	22533TJ31	103,000,000.00	(102,999,771.11)	0.00	(102,999,771.11)			
09/02/20	09/03/20	FREDDIE MAC (CALLABLE) NOTES DTD 09/02/2020 0.550% 09/02/2025	3134GWA22	19,900,000.00	(19,900,000.00)	(304.03)	(19,900,304.03)			
09/03/20	09/03/20	CREDIT AGRICOLE CIB NY COMM PAPER -- 0.000% 09/04/2020	22533TJ49	79,000,000.00	(78,999,824.44)	0.00	(78,999,824.44)			
09/03/20	09/04/20	FREDDIE MAC NOTES DTD 09/04/2020 0.250% 09/08/2023	3137EAEW5	32,000,000.00	(31,989,440.00)	0.00	(31,989,440.00)			
09/04/20	09/04/20	CREDIT AGRICOLE CIB NY COMM PAPER -- 0.000% 09/08/2020	22533TJ80	55,000,000.00	(54,999,511.11)	0.00	(54,999,511.11)			
09/08/20	09/08/20	CREDIT AGRICOLE CIB NY COMM PAPER -- 0.000% 09/09/2020	22533TJ98	37,000,000.00	(36,999,917.78)	0.00	(36,999,917.78)			
09/09/20	09/09/20	BANK OF MONTREAL CHICAGO CERT DEPOS DTD 09/09/2020 0.190% 12/18/2020	06367BUF4	50,000,000.00	(50,000,000.00)	0.00	(50,000,000.00)			
09/09/20	09/10/20	BNP PARIBAS NY BRANCH COMM PAPER DTD 09/10/2020 0.000% 03/10/2021	09659BOA1	50,000,000.00	(49,947,208.33)	0.00	(49,947,208.33)			
09/10/20	09/10/20	BNP PARIBAS NY BRANCH COMM PAPER DTD 09/10/2020 0.000% 02/05/2021	09659BP53	50,000,000.00	(49,960,944.44)	0.00	(49,960,944.44)			
09/10/20	09/11/20	FEDERAL HOME LOAN BANK NOTES DTD 09/11/2020 0.375% 09/04/2025	3130AK5E2	14,000,000.00	(13,958,000.00)	0.00	(13,958,000.00)			
09/15/20	09/15/20	CREDIT AGRICOLE CIB NY COMM PAPER -- 0.000% 09/16/2020	22533TJG2	186,000,000.00	(185,999,586.67)	0.00	(185,999,586.67)			



**Managed Account Security Transactions & Interest**

For the Month Ending **September 30, 2020**

**SAN BERNARDINO COUNTY - 76990800**

Transaction Type		Security Description	CUSIP	Par	Principal Proceeds	Accrued Interest	Total	Realized G/L Cost	Realized G/L Amort Cost	Sale Method
Trade	Settle									
<b>BUY</b>										
09/16/20	09/16/20	CREDIT AGRICOLE CIB NY COMM PAPER -- 0.000% 09/17/2020	22533TJH0	181,000,000.00	(180,999,597.78)	0.00	(180,999,597.78)			
09/16/20	09/16/20	CREDIT AGRICOLE CIB NY COMM PAPER -- 0.000% 12/17/2020	22533TMH6	50,000,000.00	(49,982,111.11)	0.00	(49,982,111.11)			
09/17/20	09/17/20	CREDIT AGRICOLE CIB NY COMM PAPER -- 0.000% 09/18/2020	22533TJJ6	200,000,000.00	(199,999,555.56)	0.00	(199,999,555.56)			
09/17/20	09/17/20	BNP PARIBAS NY BRANCH COMM PAPER DTD 02/06/2020 0.000% 09/18/2020	09659BJJ0	100,000,000.00	(99,999,805.56)	0.00	(99,999,805.56)			
09/18/20	09/18/20	BNP PARIBAS NY BRANCH COMM PAPER DTD 09/18/2020 0.000% 09/21/2020	09659BJM3	82,000,000.00	(81,999,521.94)	0.00	(81,999,521.94)			
09/18/20	09/18/20	CREDIT AGRICOLE CIB NY COMM PAPER DTD 12/26/2019 0.000% 09/21/2020	22533TJM9	200,000,000.00	(199,998,666.67)	0.00	(199,998,666.67)			
09/21/20	09/21/20	CREDIT AGRICOLE CIB NY COMM PAPER DTD 12/30/2019 0.000% 09/22/2020	22533TJN7	200,000,000.00	(199,999,555.56)	0.00	(199,999,555.56)			
09/21/20	09/21/20	BNP PARIBAS NY BRANCH COMM PAPER DTD 09/21/2020 0.000% 09/22/2020	09659BJN1	73,000,000.00	(72,999,858.06)	0.00	(72,999,858.06)			
09/22/20	09/22/20	COOPERATIEVE RABOBANK U.A. COMM PAPER DTD 09/22/2020 0.000% 09/23/2020	21687AJP9	200,000,000.00	(199,999,555.56)	0.00	(199,999,555.56)			
09/22/20	09/22/20	CREDIT AGRICOLE CIB NY COMM PAPER -- 0.000% 09/23/2020	22533TJP2	200,000,000.00	(199,999,555.56)	0.00	(199,999,555.56)			
09/22/20	09/22/20	BNP PARIBAS NY BRANCH COMM PAPER DTD 09/22/2020 0.000% 09/23/2020	09659BJP6	22,000,000.00	(21,999,963.33)	0.00	(21,999,963.33)			
09/23/20	09/23/20	CREDIT AGRICOLE CIB NY COMM PAPER -- 0.000% 09/24/2020	22533TJQ0	200,000,000.00	(199,999,555.56)	0.00	(199,999,555.56)			



**Managed Account Security Transactions & Interest**

For the Month Ending **September 30, 2020**

**SAN BERNARDINO COUNTY - 76990800**

Transaction Type		Security Description	CUSIP	Par	Principal Proceeds	Accrued Interest	Total	Realized G/L Cost	Realized G/L Amort Cost	Sale Method
Trade	Settle									
<b>BUY</b>										
09/23/20	09/23/20	COOPERATIEVE RABOBANK U.A. COMM PAPER DTD 09/23/2020 0.000% 09/24/2020	21687AJQ7	200,000,000.00	(199,999,555.56)	0.00	(199,999,555.56)			
09/23/20	09/23/20	BNP PARIBAS NY BRANCH COMM PAPER DTD 09/23/2020 0.000% 09/24/2020	09659BJO4	28,000,000.00	(27,999,953.33)	0.00	(27,999,953.33)			
09/23/20	09/25/20	FREDDIE MAC NOTES DTD 09/25/2020 0.375% 09/23/2025	3137EAEX3	20,000,000.00	(19,939,800.00)	0.00	(19,939,800.00)			
09/24/20	09/24/20	SWEDBANK NY CERT DEPOS DTD 09/24/2020 0.100% 11/06/2020	87019VL21	50,000,000.00	(50,000,000.00)	0.00	(50,000,000.00)			
09/24/20	09/24/20	CREDIT AGRICOLE CIB NY COMM PAPER DTD 01/03/2020 0.000% 09/29/2020	22533TJV9	211,000,000.00	(210,997,655.56)	0.00	(210,997,655.56)			
09/24/20	09/24/20	COOPERATIEVE RABOBANK U.A. COMM PAPER DTD 09/24/2020 0.000% 09/29/2020	21687AJV6	200,000,000.00	(199,997,777.78)	0.00	(199,997,777.78)			
09/24/20	09/24/20	BNP PARIBAS NY BRANCH COMM PAPER DTD 09/24/2020 0.000% 09/29/2020	09659BJV3	50,000,000.00	(49,999,652.78)	0.00	(49,999,652.78)			
09/24/20	09/28/20	SWEDBANK NY CERT DEPOS DTD 09/28/2020 0.120% 12/18/2020	87019VL39	100,000,000.00	(100,000,000.00)	0.00	(100,000,000.00)			
09/28/20	09/28/20	FIDELITY GOV'T MM FUND 2642	31607A703	328,000,000.00	(328,000,000.00)	0.00	(328,000,000.00)			
09/29/20	09/29/20	CREDIT AGRICOLE CIB NY COMM PAPER DTD 01/06/2020 0.000% 10/02/2020	22533TK21	150,000,000.00	(149,999,000.00)	0.00	(149,999,000.00)			
09/29/20	09/29/20	ROYAL BANK OF CANADA NY CERT DEPOS DTD 09/29/2020 0.200% 07/01/2021	78012UXY6	50,000,000.00	(50,000,000.00)	0.00	(50,000,000.00)			
09/29/20	09/29/20	SWEDBANK NY CERT DEPOS DTD 09/29/2020 0.200% 02/24/2021	87019VL54	50,000,000.00	(50,000,000.00)	0.00	(50,000,000.00)			
09/29/20	09/29/20	COOPERATIEVE RABOBANK U.A. COMM PAPER DTD 09/29/2020 0.000% 10/01/2020	21687AK10	150,000,000.00	(149,999,333.33)	0.00	(149,999,333.33)			
09/29/20	09/29/20	SWEDBANK NY CERT DEPOS DTD 09/29/2020 0.200% 02/26/2021	87019VL62	50,000,000.00	(50,000,000.00)	0.00	(50,000,000.00)			
<b>Transaction Type Sub-Total</b>				<b>4,526,900,000.00</b>	<b>(4,526,663,943.36)</b>	<b>(304.03)</b>	<b>(4,526,664,247.39)</b>			





**Managed Account Security Transactions & Interest**

For the Month Ending **September 30, 2020**

**SAN BERNARDINO COUNTY - 76990800**

Transaction Type		Security Description	CUSIP	Par	Principal Proceeds	Accrued Interest	Total	Realized G/L Cost	Realized G/L Amort Cost	Sale Method
Trade	Settle									
<b>INTEREST</b>										
09/01/20	09/01/20	EXXON MOBIL CORPORATE (CALLABLE) NOTES DTD 03/03/2016 2.222% 03/01/2021	30231GAV4	14,240,000.00	0.00	158,206.40	158,206.40			
09/01/20	09/01/20	3M COMPANY BONDS DTD 02/22/2019 2.750% 03/01/2022	88579YBF7	5,000,000.00	0.00	68,750.00	68,750.00			
09/01/20	09/01/20	BANK OF MONTREAL CHICAGO FLOATING CD DTD 06/05/2020 0.336% 06/01/2021	06367BMN6	50,000,000.00	0.00	50,921.45	50,921.45			
09/06/20	09/06/20	FANNIE MAE NOTES DTD 09/06/2019 1.375% 09/06/2022	3135G0W33	75,000,000.00	0.00	515,625.00	515,625.00			
09/09/20	09/09/20	FEDERAL HOME LOAN BANKS NOTES DTD 08/13/2012 2.000% 09/09/2022	313380GJ0	10,000,000.00	0.00	100,000.00	100,000.00			
09/09/20	09/09/20	WELLS FARGO BANK NA CALLABLE BANK NOTE DTD 09/11/2019 2.082% 09/09/2022	94988J6A0	20,000,000.00	0.00	208,200.00	208,200.00			
09/09/20	09/09/20	FFCB FLOATING NOTES DTD 06/09/2020 0.420% 06/09/2023	3133ELH72	45,000,000.00	0.00	47,449.98	47,449.98			
09/10/20	09/10/20	FEDERAL HOME LOAN BANKS NOTES DTD 03/01/2018 2.750% 03/10/2023	3130ADRG9	10,000,000.00	0.00	137,500.00	137,500.00			
09/10/20	09/10/20	FHLB NOTES DTD 03/05/2012 2.375% 09/10/2021	313378JP7	20,000,000.00	0.00	237,500.00	237,500.00			
09/12/20	09/12/20	FFCB (CALLABLE) NOTES DTD 03/12/2020 1.050% 03/12/2024	3133ELSL9	80,995,000.00	0.00	425,223.75	425,223.75			
09/13/20	09/13/20	FEDERAL HOME LOAN BANK NOTES DTD 08/15/2014 2.875% 09/13/2024	3130A2UW4	50,000,000.00	0.00	718,750.00	718,750.00			
09/14/20	09/14/20	3M COMPANY DTD 09/14/2018 3.000% 09/14/2021	88579YBA8	2,000,000.00	0.00	30,000.00	30,000.00			
09/14/20	09/14/20	FEDERAL HOME LOAN BANKS NOTES DTD 02/17/2015 2.375% 03/14/2025	3130A4CH3	25,840,000.00	0.00	306,850.00	306,850.00			
09/15/20	09/15/20	TAOT 2019-A A2A DTD 02/13/2019 2.830% 10/15/2021	89239AAB9	749,924.88	0.00	1,768.57	1,768.57			
09/15/20	09/15/20	MBALT 2020-A A2 DTD 01/29/2020 1.820% 03/15/2022	58770FAB8	0.00	0.00	4,039.61	4,039.61			



**Managed Account Security Transactions & Interest**

For the Month Ending **September 30, 2020**

**SAN BERNARDINO COUNTY - 76990800**

Transaction Type		Security Description	CUSIP	Par	Principal Proceeds	Accrued Interest	Total	Realized G/L Cost	Realized G/L Amort Cost	Sale Method
Trade	Settle									
<b>INTEREST</b>										
09/15/20	09/15/20	JOHN DEERE OWNER TRUST OTHER ABS DTD 03/11/2020 1.010% 01/15/2023	47789KAB9	0.00	0.00	3,787.50	3,787.50			
09/15/20	09/15/20	HAROT 2019-3 A2 DTD 08/27/2019 1.900% 04/15/2022	43815NAB0	3,146,764.67	0.00	4,982.38	4,982.38			
09/15/20	09/15/20	JDOT 2019-A A2 DTD 03/13/2019 2.850% 12/15/2021	47789JAB2	1,060,477.36	0.00	2,518.63	2,518.63			
09/15/20	09/15/20	TAOT 2019-B A2A DTD 05/08/2019 2.590% 02/15/2022	89239JAB0	4,811,738.79	0.00	10,385.33	10,385.33			
09/15/20	09/15/20	MBALT 2019-B A2 DTD 11/20/2019 2.010% 12/15/2021	58769QAB7	1,975,860.30	0.00	3,309.57	3,309.57			
09/15/20	09/15/20	MBART 2019-1 A3 DTD 09/25/2019 1.930% 03/15/2024	58769TAD7	7,000,000.00	0.00	11,316.67	11,316.67			
09/15/20	09/15/20	TAOT 2019-C A2A DTD 08/14/2019 2.000% 04/15/2022	89238UAB6	2,571,836.93	0.00	4,286.39	4,286.39			
09/15/20	09/15/20	CHAIT 2012-A7 A7 DTD 10/09/2012 2.160% 09/15/2024	161571FQ2	10,000,000.00	0.00	18,000.00	18,000.00			
09/15/20	09/15/20	JDOT 2019-A A3 DTD 03/13/2019 2.910% 07/15/2023	47789JAD8	4,500,000.00	0.00	10,912.50	10,912.50			
09/15/20	09/15/20	TAOT 2019-A A3 DTD 02/13/2019 2.910% 07/15/2023	89239AAD5	8,000,000.00	0.00	19,400.00	19,400.00			
09/15/20	09/15/20	MBALT 2019-B A3 DTD 11/20/2019 2.000% 10/17/2022	58769QAC5	2,500,000.00	0.00	4,166.67	4,166.67			
09/15/20	09/15/20	JOHN DEERE OWNER TRUST DTD 03/11/2020 1.100% 08/15/2024	47789KAC7	5,000,000.00	0.00	4,583.34	4,583.34			
09/15/20	09/15/20	TAOT 2020-A A3 DTD 02/12/2020 1.660% 05/15/2024	89232HAC9	15,000,000.00	0.00	20,750.00	20,750.00			
09/15/20	09/15/20	HAROT 2019-3 A3 DTD 08/27/2019 1.780% 08/15/2023	43815NAC8	4,750,000.00	0.00	7,045.83	7,045.83			
09/15/20	09/15/20	TAOT 2019-D A2 DTD 11/13/2019 1.920% 07/15/2022	89233MAB9	5,821,548.04	0.00	9,314.48	9,314.48			
09/15/20	09/15/20	TAOT 2019-B A3 DTD 05/08/2019 2.570% 08/15/2023	89239JAD6	5,000,000.00	0.00	10,708.34	10,708.34			



**Managed Account Security Transactions & Interest**

For the Month Ending **September 30, 2020**

**SAN BERNARDINO COUNTY - 76990800**

Transaction Type		Security Description	CUSIP	Par	Principal Proceeds	Accrued Interest	Total	Realized G/L Cost	Realized G/L Amort Cost	Sale Method
Trade	Settle									
<b>INTEREST</b>										
09/15/20	09/15/20	TAOT 2019-D A3 DTD 11/13/2019 1.920% 01/16/2024	89233MAD5	4,500,000.00	0.00	7,200.00	7,200.00			
09/15/20	09/15/20	CHAIT 2020-A1 A1 DTD 02/18/2020 1.530% 01/15/2025	161571HP2	8,000,000.00	0.00	10,200.00	10,200.00			
09/15/20	09/15/20	TAOT 2019-C A3 DTD 08/14/2019 1.910% 09/15/2023	89238UAD2	5,000,000.00	0.00	7,958.34	7,958.34			
09/15/20	09/15/20	JDOT 2019-B A3 DTD 07/24/2019 2.210% 12/15/2023	477870AC3	2,500,000.00	0.00	4,604.17	4,604.17			
09/15/20	09/15/20	MBART 2019-1 A2A DTD 09/25/2019 2.040% 06/15/2022	58769TAB1	4,295,485.26	0.00	7,302.33	7,302.33			
09/15/20	09/15/20	MBALT 2020-A A3 DTD 01/29/2020 1.840% 12/15/2022	58770FAC6	5,000,000.00	0.00	7,666.67	7,666.67			
09/15/20	09/15/20	HART 2019-B A3 DTD 11/06/2019 1.940% 02/15/2024	44891JAC2	3,750,000.00	0.00	6,062.50	6,062.50			
09/15/20	09/15/20	HART 2019-B A2 DTD 11/06/2019 1.930% 07/15/2022	44891JAB4	1,849,752.01	0.00	2,975.02	2,975.02			
09/15/20	09/15/20	BAACT 2018-A2 A2 DTD 05/17/2018 3.000% 09/15/2023	05522RCZ9	10,000,000.00	0.00	25,000.00	25,000.00			
09/15/20	09/15/20	TAOT 2020-A A2 DTD 02/12/2020 1.670% 11/15/2022	89232HAB1	12,000,000.00	0.00	16,700.00	16,700.00			
09/16/20	09/16/20	JOHN DEERE OWNER TRUST DTD 07/24/2019 2.280% 05/16/2022	477870AB5	2,499,108.31	0.00	4,748.31	4,748.31			
09/17/20	09/17/20	INTL BANK OF RECON AND DEV SN (FLOATER) DTD 06/16/2020 0.490% 06/17/2024	45906M2B6	10,000,000.00	0.00	12,500.00	12,500.00			
09/18/20	09/18/20	HAROT 2019-4 A2 DTD 11/26/2019 1.860% 06/20/2022	43813VAB4	7,544,272.32	0.00	11,693.62	11,693.62			
09/18/20	09/18/20	HAROT 2019-1 A3 DTD 02/27/2019 2.830% 03/20/2023	43814WAC9	4,000,000.00	0.00	9,433.33	9,433.33			
09/18/20	09/18/20	HAROT 2019-4 A3 DTD 11/26/2019 1.830% 01/18/2024	43813VAC2	9,000,000.00	0.00	13,725.00	13,725.00			
09/18/20	09/18/20	HAROT 2019-1 A2 DTD 02/27/2019 2.750% 09/20/2021	43814WAB1	1,530,362.51	0.00	3,507.08	3,507.08			



**Managed Account Security Transactions & Interest**

For the Month Ending **September 30, 2020**

**SAN BERNARDINO COUNTY - 76990800**

Transaction Type	Trade	Settle	Security Description	CUSIP	Par	Principal Proceeds	Accrued Interest	Total	Realized G/L Cost	Realized G/L Amort Cost	Sale Method
<b>INTEREST</b>											
	09/18/20	09/18/20	TOYOTA MOTOR CREDIT CORP CORP NOTES DTD 03/18/2019 2.850% 02/18/2022	89236TFU4	10,000,000.00	0.00	142,500.00	142,500.00			
	09/19/20	09/19/20	3M COMPANY CORP (CALLABLE) NOTES DTD 09/19/2016 1.625% 09/19/2021	88579YAU5	10,000,000.00	0.00	81,250.00	81,250.00			
	09/21/20	09/21/20	HAROT 2019-2 A3 DTD 05/29/2019 2.520% 06/21/2023	43815MAC0	8,500,000.00	0.00	17,850.00	17,850.00			
	09/21/20	09/21/20	HAROT 2019-2 A2 DTD 05/29/2019 2.570% 12/21/2021	43815MAB2	5,023,167.60	0.00	10,757.95	10,757.95			
	09/21/20	09/21/20	HAROT 2020-1 A3 DTD 02/26/2020 1.610% 04/22/2024	43813RAC1	10,000,000.00	0.00	13,416.67	13,416.67			
	09/21/20	09/21/20	HAROT 2020-1 A2 DTD 02/26/2020 1.630% 10/21/2022	43813RAB3	8,500,000.00	0.00	11,545.83	11,545.83			
	09/26/20	09/26/20	INTER-AMERICAN DEVELOPMENT BANK NOTE DTD 09/26/2018 3.000% 09/26/2022	4581X0DD7	25,000,000.00	0.00	375,000.00	375,000.00			
	09/30/20	09/30/20	STONECASTLE FICA	FICAMF003	0.00	0.00	4,109.60	4,109.60			
	09/30/20	09/30/20	BANK OF THE WEST MONEY MARKET FUND	BKOFWEST7	0.00	0.00	49,211.77	49,211.77			
	09/30/20	09/30/20	FEDERATED GOVT OBLIGATIONS FUND	608919718	0.00	0.00	8,497.86	8,497.86			
	09/30/20	09/30/20	CALIFORNIA ASSET MANAGEMENT PROGRAM	CAMPMF025	0.00	0.00	84,258.26	84,258.26			
	09/30/20	09/30/20	FIDELITY GOVT MM FUND 2642	31607A703	0.00	0.00	5,584.86	5,584.86			
	09/30/20	09/30/20	US TREASURY NOTES DTD 09/30/2016 1.125% 09/30/2021	912828T34	25,000,000.00	0.00	140,625.00	140,625.00			
<b>Transaction Type Sub-Total</b>					<b>683,455,298.98</b>	<b>0.00</b>	<b>4,252,136.56</b>	<b>4,252,136.56</b>			

<b>MATURITY</b>											
	09/01/20	09/01/20	CREDIT AGRICOLE CIB NY COMM PAPER -- 0.000% 09/01/2020	22533TJ15	200,000,000.00	200,000,000.00	0.00	200,000,000.00	444.44	0.00	
	09/01/20	09/01/20	JP MORGAN SECURITIES LLC COMM PAPER DTD 02/26/2020 0.000% 09/01/2020	46640PJ12	50,000,000.00	50,000,000.00	0.00	50,000,000.00	70,000.00	0.00	



**Managed Account Security Transactions & Interest**

For the Month Ending **September 30, 2020**

**SAN BERNARDINO COUNTY - 76990800**

Transaction Type		Security Description	CUSIP	Par	Principal Proceeds	Accrued Interest	Total	Realized G/L Cost	Realized G/L Amort Cost	Sale Method
Trade	Settle									
<b>MATURITY</b>										
09/01/20	09/01/20	BANK OF MONTREAL CHICAGO CERT DEPOS DTD 03/02/2020 1.080% 09/01/2020	06367BHE2	50,000,000.00	50,000,000.00	274,500.00	50,274,500.00	0.00	0.00	
09/01/20	09/01/20	SWEDBANK NY CERT DEPOS DTD 03/02/2020 1.120% 09/01/2020	87019VC54	50,000,000.00	50,000,000.00	284,666.65	50,284,666.65	0.00	0.00	
09/02/20	09/02/20	CREDIT AGRICOLE CIB NY COMM PAPER -- 0.000% 09/02/2020	22533TJ23	131,000,000.00	131,000,000.00	0.00	131,000,000.00	291.11	0.00	
09/03/20	09/03/20	CREDIT AGRICOLE CIB NY COMM PAPER -- 0.000% 09/03/2020	22533TJ31	103,000,000.00	103,000,000.00	0.00	103,000,000.00	228.89	0.00	
09/04/20	09/04/20	INTL BANK OF RECON AND DEV GLOBAL NOTES DTD 08/29/2017 1.626% 09/04/2020	459058GA5	25,000,000.00	25,000,000.00	203,250.00	25,203,250.00	5,250.00	0.00	
09/04/20	09/04/20	CREDIT AGRICOLE CIB NY COMM PAPER -- 0.000% 09/04/2020	22533TJ49	79,000,000.00	79,000,000.00	0.00	79,000,000.00	175.56	0.00	
09/08/20	09/08/20	CREDIT AGRICOLE CIB NY COMM PAPER -- 0.000% 09/08/2020	22533TJ80	55,000,000.00	55,000,000.00	0.00	55,000,000.00	488.89	0.00	
09/08/20	09/08/20	SWEDBANK NY CERT DEPOS DTD 04/24/2020 0.550% 09/08/2020	87019VD61	50,000,000.00	50,000,000.00	104,652.80	50,104,652.80	0.00	0.00	
09/09/20	09/09/20	CREDIT AGRICOLE CIB NY COMM PAPER -- 0.000% 09/09/2020	22533TJ98	37,000,000.00	37,000,000.00	0.00	37,000,000.00	82.22	0.00	
09/09/20	09/09/20	TORONTO DOMINION BANK NY CERT DEPOS DTD 05/08/2020 0.210% 09/09/2020	89114NKP9	50,000,000.00	50,000,000.00	36,166.65	50,036,166.65	0.00	0.00	
09/14/20	09/14/20	FHLB NOTES DTD 03/14/2018 2.400% 09/14/2020	3130ADT93	10,000,000.00	10,000,000.00	120,000.00	10,120,000.00	6,217.00	0.00	
09/16/20	09/16/20	CREDIT AGRICOLE CIB NY COMM PAPER -- 0.000% 09/16/2020	22533TJG2	186,000,000.00	186,000,000.00	0.00	186,000,000.00	413.33	0.00	



**Managed Account Security Transactions & Interest**

For the Month Ending **September 30, 2020**

**SAN BERNARDINO COUNTY - 76990800**

Transaction Type		Security Description	CUSIP	Par	Principal Proceeds	Accrued Interest	Total	Realized G/L Cost	Realized G/L Amort Cost	Sale Method
Trade	Settle									
<b>MATURITY</b>										
09/17/20	09/17/20	CREDIT AGRICOLE CIB NY COMM PAPER -- 0.000% 09/17/2020	22533TJH0	181,000,000.00	181,000,000.00	0.00	181,000,000.00	402.22	0.00	
09/18/20	09/18/20	CREDIT AGRICOLE CIB NY COMM PAPER -- 0.000% 09/18/2020	22533TJJ6	200,000,000.00	200,000,000.00	0.00	200,000,000.00	444.44	0.00	
09/18/20	09/18/20	BNP PARIBAS NY BRANCH COMM PAPER DTD 02/06/2020 0.000% 09/18/2020	09659BJJ0	100,000,000.00	100,000,000.00	0.00	100,000,000.00	194.44	0.00	
09/21/20	09/21/20	CREDIT AGRICOLE CIB NY COMM PAPER DTD 12/26/2019 0.000% 09/21/2020	22533TJM9	200,000,000.00	200,000,000.00	0.00	200,000,000.00	1,333.33	0.00	
09/21/20	09/21/20	BNP PARIBAS NY BRANCH COMM PAPER DTD 09/18/2020 0.000% 09/21/2020	09659BJM3	82,000,000.00	82,000,000.00	0.00	82,000,000.00	478.06	0.00	
09/22/20	09/22/20	BNP PARIBAS NY BRANCH COMM PAPER DTD 09/21/2020 0.000% 09/22/2020	09659BJN1	73,000,000.00	73,000,000.00	0.00	73,000,000.00	141.94	0.00	
09/22/20	09/22/20	CREDIT AGRICOLE CIB NY COMM PAPER DTD 12/30/2019 0.000% 09/22/2020	22533TJN7	200,000,000.00	200,000,000.00	0.00	200,000,000.00	444.44	0.00	
09/23/20	09/23/20	US BANK NA BANK NOTE (CALLED OMD 10/23/2 DTD 10/24/2017 2.050% 09/23/2020	90331HNG4	40,000,000.00	40,000,000.00	341,666.68	40,341,666.68	8,000.00	0.00	
09/23/20	09/23/20	BNP PARIBAS NY BRANCH COMM PAPER DTD 09/22/2020 0.000% 09/23/2020	09659BJP6	22,000,000.00	22,000,000.00	0.00	22,000,000.00	36.67	0.00	
09/23/20	09/23/20	COOPERATIEVE RABOBANK U.A. COMM PAPER DTD 09/22/2020 0.000% 09/23/2020	21687AJP9	200,000,000.00	200,000,000.00	0.00	200,000,000.00	444.44	0.00	
09/23/20	09/23/20	CREDIT AGRICOLE CIB NY COMM PAPER -- 0.000% 09/23/2020	22533TJP2	200,000,000.00	200,000,000.00	0.00	200,000,000.00	444.44	0.00	
09/24/20	09/24/20	COOPERATIEVE RABOBANK U.A. COMM PAPER DTD 09/23/2020 0.000% 09/24/2020	21687AJO7	200,000,000.00	200,000,000.00	0.00	200,000,000.00	444.44	0.00	
09/24/20	09/24/20	BNP PARIBAS NY BRANCH COMM PAPER DTD 09/23/2020 0.000% 09/24/2020	09659BJO4	28,000,000.00	28,000,000.00	0.00	28,000,000.00	46.67	0.00	



**Managed Account Security Transactions & Interest**

For the Month Ending **September 30, 2020**

**SAN BERNARDINO COUNTY - 76990800**

Transaction Type	Trade	Settle	Security Description	CUSIP	Par	Principal Proceeds	Accrued Interest	Total	Realized G/L Cost	Realized G/L Amort Cost	Sale Method
<b>MATURITY</b>											
	09/24/20	09/24/20	CREDIT AGRICOLE CIB NY COMM PAPER -- 0.000% 09/24/2020	22533TJQ0	200,000,000.00	200,000,000.00	0.00	200,000,000.00	444.44	0.00	
	09/28/20	09/28/20	FHLB NOTES DTD 09/08/2017 1.375% 09/28/2020	3130ACE26	40,000,000.00	40,000,000.00	275,000.00	40,275,000.00	128,400.00	0.00	
	09/29/20	09/29/20	CREDIT AGRICOLE CIB NY COMM PAPER DTD 01/03/2020 0.000% 09/29/2020	22533TJV9	211,000,000.00	211,000,000.00	0.00	211,000,000.00	2,344.44	0.00	
	09/29/20	09/29/20	BNP PARIBAS NY BRANCH COMM PAPER DTD 09/24/2020 0.000% 09/29/2020	09659BJV3	50,000,000.00	50,000,000.00	0.00	50,000,000.00	347.22	0.00	
	09/29/20	09/29/20	COOPERATIEVE RABOBANK U.A. COMM PAPER DTD 09/24/2020 0.000% 09/29/2020	21687AJV6	200,000,000.00	200,000,000.00	0.00	200,000,000.00	2,222.22	0.00	
	09/30/20	09/30/20	US TREASURY NOTES DTD 09/30/2015 1.375% 09/30/2020	912828L65	50,000,000.00	50,000,000.00	343,750.00	50,343,750.00	1,111,328.12	0.00	

<b>Transaction Type Sub-Total</b>					<b>3,553,000,000.00</b>	<b>3,553,000,000.00</b>	<b>1,983,652.78</b>	<b>3,554,983,652.78</b>	<b>1,341,533.41</b>	<b>0.00</b>	
-----------------------------------	--	--	--	--	-------------------------	-------------------------	---------------------	-------------------------	---------------------	-------------	--

<b>PAYDOWNS</b>											
	09/01/20	09/01/20	MBALT 2020-A A2 DTD 01/29/2020 1.820% 03/15/2022	58770FAB8	256,657.74	256,657.74	0.00	256,657.74	10.55	0.00	
	09/15/20	09/15/20	TAOT 2020-A A2 DTD 02/12/2020 1.670% 11/15/2022	89232HAB1	157,743.24	157,743.24	0.00	157,743.24	1.94	0.00	
	09/15/20	09/15/20	TAOT 2019-C A2A DTD 08/14/2019 2.000% 04/15/2022	89238UAB6	343,926.24	343,926.24	0.00	343,926.24	15.99	0.00	
	09/15/20	09/15/20	TAOT 2019-B A2A DTD 05/08/2019 2.590% 02/15/2022	89239JAB0	789,117.58	789,117.58	0.00	789,117.58	8.52	0.00	
	09/15/20	09/15/20	TAOT 2019-D A2 DTD 11/13/2019 1.920% 07/15/2022	89233MAB9	575,207.92	575,207.92	0.00	575,207.92	42.51	0.00	
	09/15/20	09/15/20	TAOT 2019-A A2A DTD 02/13/2019 2.830% 10/15/2021	89239AAB9	273,088.60	273,088.60	0.00	273,088.60	24.80	0.00	
	09/15/20	09/15/20	MBART 2019-1 A2A DTD 09/25/2019 2.040% 06/15/2022	58769TAB1	508,508.72	508,508.72	0.00	508,508.72	48.61	0.00	
	09/15/20	09/15/20	JDOT 2019-A A2 DTD 03/13/2019 2.850% 12/15/2021	47789JAB2	353,097.58	353,097.58	0.00	353,097.58	16.10	0.00	



**Managed Account Security Transactions & Interest**

For the Month Ending **September 30, 2020**

**SAN BERNARDINO COUNTY - 76990800**

Transaction Type	Trade	Settle	Security Description	CUSIP	Par	Principal Proceeds	Accrued Interest	Total	Realized G/L Cost	Realized G/L Amort Cost	Sale Method
<b>PAYDOWNS</b>											
	09/15/20	09/15/20	HAROT 2019-3 A2 DTD 08/27/2019 1.900% 04/15/2022	43815NAB0	364,975.83	364,975.83	0.00	364,975.83	25.55	0.00	
	09/15/20	09/15/20	MBALT 2019-B A2 DTD 11/20/2019 2.010% 12/15/2021	58769OAB7	256,670.52	256,670.52	0.00	256,670.52	13.50	0.00	
	09/15/20	09/15/20	HART 2019-B A2 DTD 11/06/2019 1.930% 07/15/2022	44891JAB4	211,944.35	211,944.35	0.00	211,944.35	13.12	0.00	
	09/16/20	09/16/20	JOHN DEERE OWNER TRUST DTD 07/24/2019 2.280% 05/16/2022	477870AB5	280,303.75	280,303.75	0.00	280,303.75	1.06	0.00	
	09/18/20	09/18/20	HAROT 2019-4 A2 DTD 11/26/2019 1.860% 06/20/2022	43813VAB4	732,965.44	732,965.44	0.00	732,965.44	45.30	0.00	
	09/18/20	09/18/20	HAROT 2019-1 A2 DTD 02/27/2019 2.750% 09/20/2021	43814WAB1	484,928.47	484,928.47	0.00	484,928.47	31.23	0.00	
	09/21/20	09/21/20	HAROT 2019-2 A2 DTD 05/29/2019 2.570% 12/21/2021	43815MAB2	946,176.84	946,176.84	0.00	946,176.84	1.51	0.00	
<b>Transaction Type Sub-Total</b>					<b>6,535,312.82</b>	<b>6,535,312.82</b>	<b>0.00</b>	<b>6,535,312.82</b>	<b>300.29</b>	<b>0.00</b>	
<b>SELL</b>											
	09/10/20	09/10/20	FIDELITY GOV'T MM FUND 2642	31607A703	1,000,000.00	1,000,000.00	0.00	1,000,000.00	0.00	0.00	FIFO
	09/10/20	09/10/20	FIDELITY GOV'T MM FUND 2642	31607A703	156,000,000.00	156,000,000.00	0.00	156,000,000.00	0.00	0.00	FIFO
	09/15/20	09/15/20	FIDELITY GOV'T MM FUND 2642	31607A703	218,000,000.00	218,000,000.00	0.00	218,000,000.00	0.00	0.00	FIFO
	09/17/20	09/17/20	FEDERATED GOVT OBLIGATIONS FUND	608919718	30,000,000.00	30,000,000.00	0.00	30,000,000.00	0.00	0.00	FIFO
	09/17/20	09/17/20	FEDERATED GOVT OBLIGATIONS FUND	608919718	48,000,000.00	48,000,000.00	0.00	48,000,000.00	0.00	0.00	FIFO
<b>Transaction Type Sub-Total</b>					<b>453,000,000.00</b>	<b>453,000,000.00</b>	<b>0.00</b>	<b>453,000,000.00</b>	<b>0.00</b>	<b>0.00</b>	
<b>Managed Account Sub-Total</b>						<b>(514,128,630.54)</b>	<b>6,235,485.31</b>	<b>(507,893,145.23)</b>	<b>1,341,833.70</b>	<b>0.00</b>	
<b>Total Security Transactions</b>						<b>(514,128,630.54)</b>	<b>6,235,485.31</b>	<b>(507,893,145.23)</b>	<b>1,341,833.70</b>	<b>0.00</b>	