



Customer Service
PO Box 11813
Harrisburg, PA 17108-1813

ACCOUNT STATEMENT

For the Month Ending
October 31, 2020

SAN BERNARDINO COUNTY

Client Management Team

Kenneth Schiebel, CFA

Managing Director
213 Market Street
Harrisburg, PA 17101-2141
717-232-2723
schiebelk@pfm.com

Danny A. Nelson

Senior Managing Consultant
50 South 6th Street, Suite 2250
Minneapolis, MN 55402
612-371-3747
nelsond@pfm.com

Contents

Cover/Disclosures
Summary Statement
Individual Accounts

Accounts included in Statement

76990800 SAN BERNARDINO COUNTY

SAN BERNARDINO COUNTY
PARTH BHATT
268 WEST HOSPITALITY LANE
FIRST FLOOR
SAN BERNARDINO, CA 92415-0360

Online Access www.pfm.com

Customer Service 1-717-232-2723



Important Disclosures

Important Disclosures

This statement is for general information purposes only and is not intended to provide specific advice or recommendations. PFM Asset Management LLC ("PFM") is an investment advisor registered with the Securities and Exchange Commission, and is required to maintain a written disclosure statement of our background and business experience. If you would like to receive a copy of our current disclosure statement, please contact Service Operations at the address below.

Proxy Voting PFM does not normally receive proxies to vote on behalf of its clients. However, it does on occasion receive consent requests. In the event a consent request is received the portfolio manager contacts the client and then proceeds according to their instructions. PFM's Proxy Voting Policy is available upon request by contacting Service Operations at the address below.

Questions About an Account PFM's monthly statement is intended to detail our investment advisory activity as well as the activity of any accounts held by clients in pools that are managed by PFM. The custodian bank maintains the control of assets and executes (i.e., settles) all investment transactions. The custodian statement is the official record of security and cash holdings and transactions. PFM recognizes that clients may use these reports to facilitate record keeping and that the custodian bank statement and the PFM statement should be reconciled and differences resolved. Many custodians use a settlement date basis which may result in the need to reconcile due to a timing difference.

Account Control PFM does not have the authority to withdraw funds from or deposit funds to the custodian. Our clients retain responsibility for their internal accounting policies; implementing and enforcing internal controls and generating ledger entries or otherwise recording transactions.

Market Value Generally, PFM's market prices are derived from closing bid prices as of the last business day of the month as supplied by Refinitiv or Bloomberg. Where prices are not available from generally recognized sources the securities are priced using a yield-based matrix system to arrive at an estimated market value. Prices that fall between data points are interpolated. Non-negotiable FDIC-insured bank certificates of deposit are priced at par. Although PFM believes the prices to be reliable, the values of the securities do not always represent the prices at which the securities could have been bought or sold. Explanation of the valuation methods for a registered investment company, local government investment program, or TERM funds is contained in the appropriate fund offering documentation or information statement.

Amortized Cost The original cost of the principal of the security is adjusted for the amount of the periodic reduction of any discount or premium from the purchase date until the date of the report. Discount or premium with respect to short term securities (those with less than one year to maturity at time of issuance) is amortized on a straightline basis. Such discount or premium with respect to longer term securities is amortized using the constant yield basis.

Tax Reporting Cost data and realized gains / losses are provided for informational purposes only. Please review for accuracy and consult your tax advisor to determine the tax consequences of your security transactions. PFM does not report such information to the IRS or other taxing authorities and is not responsible for the accuracy of such information that may be required to be reported to federal, state or other taxing authorities.

Financial Situation In order to better serve you, PFM should be promptly notified of any material change in your investment objective or financial situation.

Callable Securities Securities subject to redemption prior to maturity may be redeemed in whole or in part before maturity, which could affect the yield represented.

Portfolio The securities in this portfolio, including shares of mutual funds, are not guaranteed or otherwise protected by PFM, the FDIC (except for certain non-negotiable certificates of deposit) or any government agency. Investment in securities involves risks, including the possible loss of the amount invested. Actual settlement values, accrued interest, and amortized cost amounts may vary for securities subject to an adjustable interest rate or subject to principal paydowns. Any changes to the values shown may be reflected within the next monthly statement's beginning values.

Rating Information provided for ratings is based upon a good faith inquiry of selected sources, but its accuracy and completeness cannot be guaranteed. Shares of some money market and TERM funds are marketed through representatives of PFM's wholly owned subsidiary, PFM Fund Distributors, Inc. PFM Fund Distributors, Inc. is registered with the SEC as a broker/dealer and is a member of the Financial Industry Regulatory Authority ("FINRA") and the Municipal Securities Rulemaking Board ("MSRB"). You may reach the FINRA by calling the FINRA Regulator Public Disclosure Hotline at 1-888-289-9999 or at the FINRA Regulation Internet website address www.nasd.com. A brochure describing the FINRA Regulation Public Disclosure Program is also available from the FINRA upon request.

Key Terms and Definitions

Dividends on money market funds consist of interest earned, plus any discount ratably amortized to the date of maturity, plus all realized gains and losses on the sale of securities prior to maturity, less ratably amortization of any premium and all accrued expenses to the fund. Dividends are accrued daily and may be paid either monthly or quarterly. The monthly earnings on this statement represent the estimated dividend accrued for the month for any program that distributes earnings on a quarterly basis. There is no guarantee that the estimated amount will be paid on the actual distribution date.

Current Yield is the net change, exclusive of capital changes and income other than investment income, in the value of a hypothetical fund account with a balance of one share over the seven-day base period including the statement date, expressed as a percentage of the value of one share (normally \$1.00 per share) at the beginning of the seven-day period. This resulting net change in account value is then annualized by multiplying it by

365 and dividing the result by 7. The yields quoted should not be considered a representation of the yield of the fund in the future, since the yield is not fixed.

Average maturity represents the average maturity of all securities and investments of a portfolio, determined by multiplying the par or principal value of each security or investment by its maturity (days or years), summing the products, and dividing the sum by the total principal value of the portfolio. The stated maturity date of mortgage backed or callable securities are used in this statement. However the actual maturity of these securities could vary depending on the level or prepayments on the underlying mortgages or whether a callable security has or is still able to be called.

Monthly distribution yield represents the net change in the value of one share (normally \$1.00 per share) resulting from all dividends declared during the month by a fund expressed as a percentage of the value of one share at the beginning of the month. This resulting net change is then annualized by multiplying it by 365 and dividing it by the number of calendar days in the month.

YTM at Cost The yield to maturity at cost is the expected rate of return, based on the original cost, the annual interest receipts, maturity value and the time period from purchase date to maturity, stated as a percentage, on an annualized basis.

YTM at Market The yield to maturity at market is the rate of return, based on the current market value, the annual interest receipts, maturity value and the time period remaining until maturity, stated as a percentage, on an annualized basis.

Managed Account A portfolio of investments managed discretely by PFM according to the client's specific investment policy and requirements. The investments are directly owned by the client and held by the client's custodian.

Unsettled Trade A trade which has been executed however the final consummation of the security transaction and payment has not yet taken place.

Please review the detail pages of this statement carefully. If you think your statement is wrong, missing account information, or if you need more information about a transaction, please contact PFM within 60 days of receipt. If you have other concerns or questions regarding your account you should contact a member of your client management team or PFM Service Operations at the address below.

PFM Asset Management LLC
Attn: Service Operations
213 Market Street
Harrisburg, PA 17101



Account Statement

For the Month Ending **October 31, 2020**

Consolidated Summary Statement

SAN BERNARDINO COUNTY

Portfolio Summary

Portfolio Holdings	Cash Dividends and Income	Closing Market Value
PFM Managed Account	8,780,713.00	8,727,350,683.38
Cash Balance	0.00	258,473,703.88
Total	\$8,780,713.00	\$8,985,824,387.26

Investment Allocation

Investment Type	Closing Market Value	Percent
Asset-Backed Security	190,990,885.30	2.13
Bank Note	71,192,189.00	0.79
Certificate of Deposit	1,535,407,579.86	17.09
Commercial Paper	1,224,549,700.00	13.63
Corporate Note	198,650,642.74	2.21
Federal Agency Bond / Note	2,647,262,556.53	29.45
Federally Insured Cash Account	50,000,000.00	0.56
Joint Powers Authority	375,000,000.00	4.17
Money Market Mutual Fund	322,000,000.00	3.58
NOW Account	200,000,000.00	2.23
Repurchase Agreement	99,999,624.95	1.11
Supra-National Agency Bond / Note	230,215,480.00	2.56
U.S. Treasury Bond / Note	1,582,082,025.00	17.61
Cash Balance	258,473,703.88	2.88
Total	\$8,985,824,387.26	100.00%



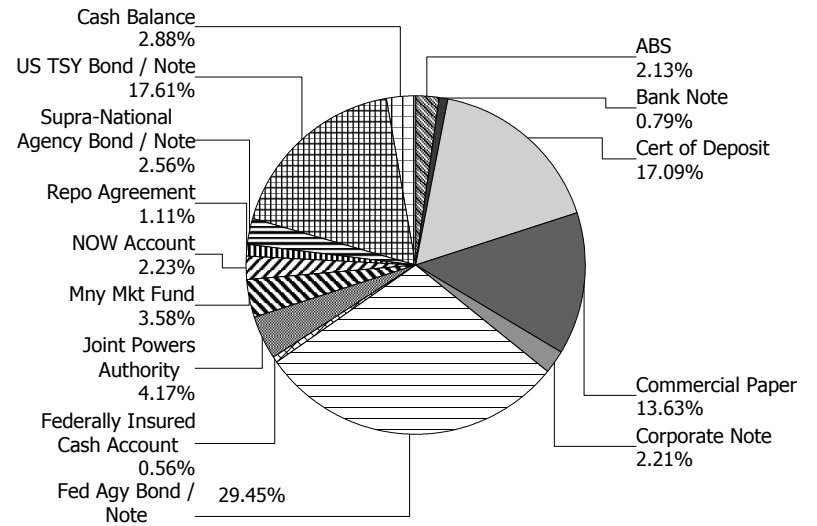
Consolidated Summary Statement

SAN BERNARDINO COUNTY

Maturity Distribution (Fixed Income Holdings)

Sector Allocation

Portfolio Holdings	Closing Market Value	Percent
Under 30 days	1,978,533,972.88	22.03
31 to 60 days	304,531,108.05	3.39
61 to 90 days	310,157,967.45	3.45
91 to 180 days	1,136,934,407.50	12.65
181 days to 1 year	1,327,784,456.08	14.78
1 to 2 years	1,031,071,773.67	11.47
2 to 3 years	1,326,376,929.52	14.76
3 to 4 years	956,539,348.21	10.64
4 to 5 years	613,894,423.90	6.83
Over 5 years	0.00	0.00
Total	\$8,985,824,387.26	100.00%
Weighted Average Days to Maturity	511	





Managed Account Summary Statement

For the Month Ending **October 31, 2020**

SAN BERNARDINO COUNTY - 76990800

Transaction Summary - Managed Account

Opening Market Value	\$8,654,521,792.41
Maturities/Calls	(2,717,121,134.76)
Principal Dispositions	(175,000,000.00)
Principal Acquisitions	2,974,477,671.43
Unsettled Trades	0.00
Change in Current Value	(9,527,645.70)
Closing Market Value	\$8,727,350,683.38

Cash Transactions Summary - Managed Account

Maturities/Calls	2,712,368,079.20
Sale Proceeds	175,000,000.00
Coupon/Interest/Dividend Income	5,166,448.54
Principal Payments	8,121,134.76
Security Purchases	(2,974,518,222.82)
Net Cash Contribution	73,862,560.32
Reconciling Transactions	0.00

Earnings Reconciliation (Cash Basis) - Managed Account

Interest/Dividends/Coupons Received	8,534,527.74
Less Purchased Interest Related to Interest/Coupons	(40,551.39)
Plus Net Realized Gains/Losses	286,736.65
Total Cash Basis Earnings	\$8,780,713.00

Cash Balance

Closing Cash Balance **\$0.00**

Earnings Reconciliation (Accrual Basis)

	Total
Ending Amortized Value of Securities	8,606,991,805.74
Ending Accrued Interest	21,983,764.39
Plus Proceeds from Sales	175,000,000.00
Plus Proceeds of Maturities/Calls/Principal Payments	2,720,489,213.96
Plus Coupons/Dividends Received	5,166,448.54
Less Cost of New Purchases	(2,974,518,222.82)
Less Beginning Amortized Value of Securities	(8,524,250,993.09)
Less Beginning Accrued Interest	(23,189,465.49)
Total Accrual Basis Earnings	\$7,672,551.23



Portfolio Summary and Statistics

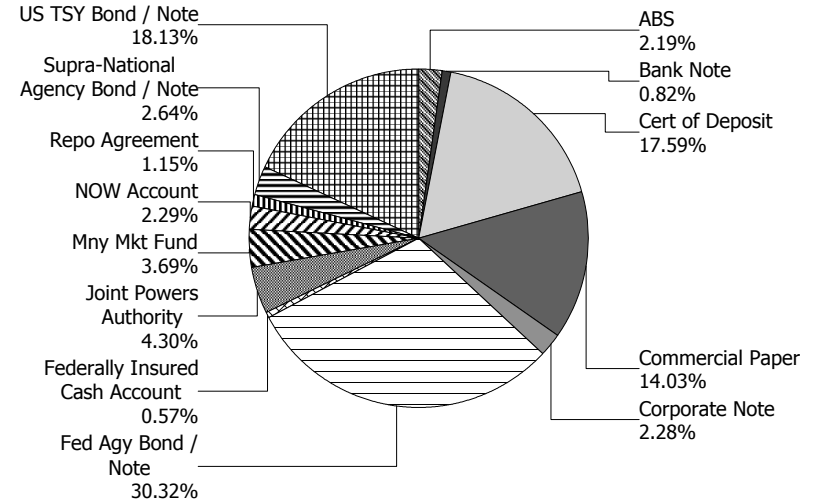
For the Month Ending **October 31, 2020**

SAN BERNARDINO COUNTY - 76990800

Account Summary

Description	Par Value	Market Value	Percent
U.S. Treasury Bond / Note	1,525,000,000.00	1,582,082,025.00	18.13
Supra-National Agency Bond / Note	225,000,000.00	230,215,480.00	2.64
Repurchase Agreement	100,000,000.00	99,999,624.95	1.15
NOW Account	200,000,000.00	200,000,000.00	2.29
Money Market Mutual Fund	322,000,000.00	322,000,000.00	3.69
Joint Powers Authority	375,000,000.00	375,000,000.00	4.30
Federally Insured Cash Account	50,000,000.00	50,000,000.00	0.57
Federal Agency Bond / Note	2,596,235,000.00	2,647,262,556.53	30.32
Corporate Note	196,090,000.00	198,650,642.74	2.28
Commercial Paper	1,225,000,000.00	1,224,549,700.00	14.03
Certificate of Deposit	1,535,000,000.00	1,535,407,579.86	17.59
Bank Note	70,000,000.00	71,192,189.00	0.82
Asset-Backed Security	187,887,328.37	190,990,885.30	2.19
Managed Account Sub-Total	8,607,212,328.37	8,727,350,683.38	100.00%
Accrued Interest		21,983,764.39	
Total Portfolio	8,607,212,328.37	8,749,334,447.77	

Sector Allocation



Unsettled Trades	0.00	0.00
-------------------------	-------------	-------------

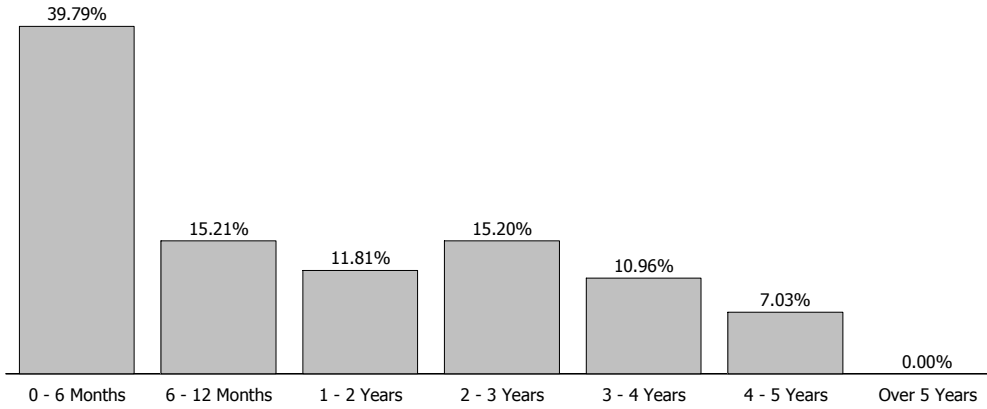


Portfolio Summary and Statistics

For the Month Ending **October 31, 2020**

SAN BERNARDINO COUNTY - 76990800

Maturity Distribution



Characteristics

Yield to Maturity at Cost	1.06%
Yield to Maturity at Market	0.28%
Weighted Average Days to Maturity	526



Managed Account Issuer Summary

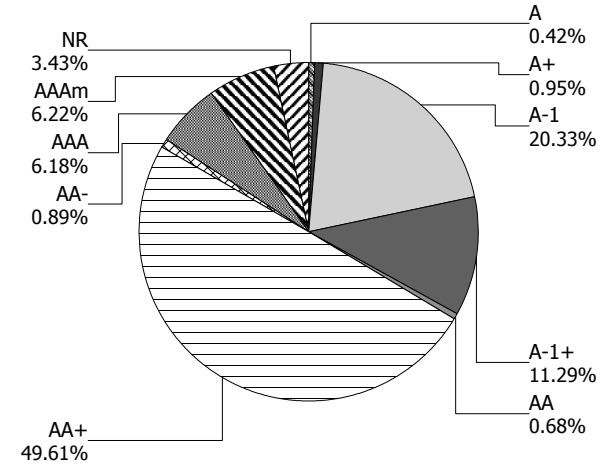
For the Month Ending **October 31, 2020**

SAN BERNARDINO COUNTY - 76990800

Issuer Summary

Issuer	Market Value of Holdings	Percent
3M COMPANY	17,304,072.00	0.20
BANK OF AMERICA CO	60,087,729.10	0.69
BANK OF MONTREAL	249,981,314.33	2.86
BANK OF NOVA SCOTIA	100,026,836.10	1.15
BANK OF THE WEST	200,000,000.00	2.29
BNP PARIBAS	179,883,100.00	2.06
CAMP	375,000,000.00	4.30
CANTOR FITZGERALD	99,999,624.95	1.15
CHASE ISSURANCE	18,569,052.20	0.21
CHEVRON CORPORATION	24,492,873.50	0.28
CREDIT AGRICOLE SA	299,957,500.00	3.44
DEERE & COMPANY	31,473,300.00	0.36
EXXON MOBIL CORP	167,345,379.44	1.92
FANNIE MAE	880,962,320.00	10.10
FEDERAL FARM CREDIT BANKS	486,515,199.83	5.57
FEDERAL HOME LOAN BANKS	502,996,639.60	5.76
FEDERATED GOVT OBLIGATIONS FUNDS	168,000,000.00	1.92
FIDELITY TREASURY MF	154,000,000.00	1.76
FREDDIE MAC	776,788,397.10	8.90
HONDA AUTO RECEIVABLES	57,309,372.27	0.66
HYUNDAI AUTO RECEIVABLES	5,256,844.76	0.06
INTER-AMERICAN DEVELOPMENT BANK	123,904,980.00	1.42
INTERNATIONAL FINANCE CORPORATION	25,079,750.00	0.29
INTL BANK OF RECONSTRUCTION AND DEV	81,230,750.00	0.93
JOHN DEERE OWNER TRUST	18,956,654.42	0.22
JOHNSON & JOHNSON	3,001,047.00	0.03
JP MORGAN CHASE & CO	274,810,850.00	3.15
MERCEDES-BENZ AUTO LEASE TRUST	11,260,283.90	0.13
MERCEDES-BENZ AUTO RECEIVABLES	10,404,799.76	0.12
MICROSOFT CORP	9,885,524.60	0.11
NORDEA BANK ABP	200,014,502.40	2.29
RABOBANK NEDERLAND	319,943,200.00	3.67

Credit Quality (S&P Ratings)





Managed Account Issuer Summary

For the Month Ending **October 31, 2020**

SAN BERNARDINO COUNTY - 76990800

Issuer	Market Value of Holdings	Percent
ROYAL BANK OF CANADA	200,037,064.90	2.29
STONECASTLE FICA	50,000,000.00	0.57
SVENSKA HANDELSBANKEN AB	175,170,393.80	2.01
SWEDBANK AB	274,956,607.95	3.15
THE BANK OF NEW YORK MELLON CORPORATION	5,154,785.00	0.06
TORONTO-DOMINION BANK	185,155,102.50	2.12
TOYOTA MOTOR CORP	94,685,416.99	1.08
UNITED STATES TREASURY	1,582,082,025.00	18.14
US BANCORP	148,381,416.95	1.70
VISA INC	4,556,661.20	0.05
WAL-MART STORES INC	17,311,066.00	0.20
WELLS FARGO & COMPANY	55,418,245.83	0.63
Total	\$8,727,350,683.38	100.00%



Managed Account Detail of Securities Held

For the Month Ending **October 31, 2020**

SAN BERNARDINO COUNTY - 76990800

Security Type/Description Dated Date/Coupon/Maturity	CUSIP	Par	S&P Rating	Moody's Rating	Trade Date	Settle Date	Original Cost	YTM at Cost	Accrued Interest	Amortized Cost	Market Value
U.S. Treasury Bond / Note											
US TREASURY NOTES DTD 11/30/2015 1.625% 11/30/2020	912828M98	25,000,000.00	AA+	Aaa	12/20/16	12/21/16	24,755,859.38	1.88	170,935.79	24,995,083.28	25,027,345.00
US TREASURY N/B NOTES DTD 02/15/2018 2.250% 02/15/2021	9128283X6	50,000,000.00	AA+	Aaa	03/14/19	03/18/19	49,787,109.38	2.48	238,451.09	49,967,762.28	50,304,690.00
US TREASURY N/B NOTES DTD 02/15/2018 2.250% 02/15/2021	9128283X6	75,000,000.00	AA+	Aaa	03/25/19	03/26/19	74,923,828.13	2.30	357,676.63	74,988,332.05	75,457,035.00
US TREASURY NOTES DTD 02/29/2016 1.125% 02/28/2021	912828P87	25,000,000.00	AA+	Aaa	11/29/17	11/30/17	24,374,023.44	1.92	48,169.89	24,937,191.22	25,082,030.00
US TREASURY NOTES DTD 05/31/2016 1.375% 05/31/2021	912828R77	25,000,000.00	AA+	Aaa	12/20/16	12/21/16	24,334,960.94	2.00	144,637.98	24,913,487.52	25,179,687.50
US TREASURY NOTES DTD 05/31/2014 2.000% 05/31/2021	912828WN6	50,000,000.00	AA+	Aaa	12/02/16	12/05/16	50,447,265.63	1.79	420,765.03	50,057,614.80	50,539,060.00
US TREASURY NOTES DTD 07/31/2014 2.250% 07/31/2021	912828WY2	100,000,000.00	AA+	Aaa	04/29/19	04/30/19	99,925,781.25	2.28	568,614.13	99,975,470.84	101,578,120.00
US TREASURY NOTES DTD 09/30/2016 1.125% 09/30/2021	912828T34	25,000,000.00	AA+	Aaa	11/29/17	11/30/17	24,198,242.19	2.00	24,725.27	24,809,296.18	25,222,655.00
US TREASURY NOTES DTD 12/01/2014 1.875% 11/30/2021	912828G53	25,000,000.00	AA+	Aaa	12/20/16	12/21/16	24,734,375.00	2.10	197,233.61	24,942,018.70	25,464,845.00
US TREASURY NOTES DTD 02/02/2015 1.500% 01/31/2022	912828H86	50,000,000.00	AA+	Aaa	02/15/17	02/16/17	48,779,296.88	2.02	189,538.04	49,692,463.74	50,835,940.00
US TREASURY N/B NOTES DTD 02/28/2017 1.875% 02/28/2022	912828W55	25,000,000.00	AA+	Aaa	11/29/17	11/30/17	24,823,242.19	2.05	80,283.15	24,944,841.53	25,570,312.50
US TREASURY NOTES DTD 07/31/2017 1.875% 07/31/2022	9128282P4	100,000,000.00	AA+	Aaa	04/29/19	04/30/19	98,746,093.75	2.28	473,845.11	99,327,661.38	102,984,380.00
US TREASURY N/B NOTES DTD 11/02/2015 1.875% 10/31/2022	912828M49	25,000,000.00	AA+	Aaa	11/29/17	11/30/17	24,739,257.81	2.10	1,294.89	24,894,164.22	25,851,562.50
US TREASURY N/B NOTES DTD 05/31/2016 1.625% 05/31/2023	912828R69	50,000,000.00	AA+	Aaa	04/05/19	04/08/19	48,658,203.13	2.31	341,871.58	49,166,029.82	51,851,560.00



Managed Account Detail of Securities Held

For the Month Ending **October 31, 2020**

SAN BERNARDINO COUNTY - 76990800

Security Type/Description Dated Date/Coupon/Maturity	CUSIP	Par	S&P Rating	Moody's Rating	Trade Date	Settle Date	Original Cost	YTM at Cost	Accrued Interest	Amortized Cost	Market Value
U.S. Treasury Bond / Note											
US TREASURY NOTES DTD 06/30/2016 1.375% 06/30/2023	912828S35	25,000,000.00	AA+	Aaa	11/08/19	11/12/19	24,701,171.88	1.72	115,828.80	24,781,174.88	25,789,062.50
US TREASURY NOTES DTD 06/30/2016 1.375% 06/30/2023	912828S35	50,000,000.00	AA+	Aaa	04/03/19	04/04/19	48,123,046.88	2.31	231,657.61	48,822,660.54	51,578,125.00
US TREASURY N/B NOTES DTD 07/02/2018 2.625% 06/30/2023	9128284U1	50,000,000.00	AA+	Aaa	04/05/19	04/08/19	50,634,765.63	2.31	442,255.43	50,399,195.22	53,234,375.00
US TREASURY NOTES DTD 06/30/2016 1.375% 06/30/2023	912828S35	100,000,000.00	AA+	Aaa	04/15/19	04/16/19	96,035,156.25	2.37	463,315.22	97,493,578.59	103,156,250.00
US TREASURY NOTES DTD 08/01/2016 1.250% 07/31/2023	912828S92	100,000,000.00	AA+	Aaa	03/27/19	03/28/19	96,265,625.00	2.15	315,896.74	97,640,703.81	102,890,620.00
US TREASURY NOTES DTD 08/31/2016 1.375% 08/31/2023	9128282D1	100,000,000.00	AA+	Aaa	03/28/19	03/29/19	96,562,500.00	2.20	235,497.24	97,802,637.69	103,328,120.00
US TREASURY NOTES DTD 05/15/2014 2.500% 05/15/2024	912828WJ5	50,000,000.00	AA+	Aaa	09/30/19	10/01/19	52,062,500.00	1.57	577,445.65	51,577,421.50	53,960,940.00
US TREASURY NOTES DTD 05/15/2014 2.500% 05/15/2024	912828WJ5	50,000,000.00	AA+	Aaa	12/23/19	12/26/19	51,611,328.13	1.73	577,445.65	51,298,517.24	53,960,940.00
US TREASURY N/B NOTES DTD 06/30/2017 2.000% 06/30/2024	912828XX3	50,000,000.00	AA+	Aaa	09/25/19	09/26/19	50,886,718.75	1.61	336,956.52	50,681,738.34	53,164,060.00
US TREASURY N/B NOTES DTD 06/30/2017 2.000% 06/30/2024	912828XX3	50,000,000.00	AA+	Aaa	10/31/19	11/01/19	51,017,578.13	1.55	336,956.52	50,798,885.47	53,164,060.00
US TREASURY N/B NOTES DTD 06/30/2017 2.000% 06/30/2024	912828XX3	50,000,000.00	AA+	Aaa	11/01/19	11/04/19	50,935,546.88	1.58	336,956.52	50,735,780.11	53,164,060.00
UNITED STATES TREASURY NOTES DTD 06/30/2019 1.750% 06/30/2024	9128286Z8	50,000,000.00	AA+	Aaa	12/11/19	12/12/19	50,173,828.13	1.67	294,836.96	50,139,836.47	52,710,940.00
US TREASURY N/B DTD 07/31/2017 2.125% 07/31/2024	9128282N9	50,000,000.00	AA+	Aaa	10/10/19	10/11/19	51,474,609.38	1.49	268,512.23	51,149,439.11	53,460,940.00
US TREASURY N/B DTD 02/17/2015 2.000% 02/15/2025	912828J27	50,000,000.00	AA+	Aaa	12/19/19	12/20/19	50,576,171.88	1.77	211,956.52	50,479,225.76	53,570,310.00



Managed Account Detail of Securities Held

For the Month Ending **October 31, 2020**

SAN BERNARDINO COUNTY - 76990800

Security Type/Description Dated Date/Coupon/Maturity	CUSIP	Par	S&P Rating	Moody's Rating	Trade Date	Settle Date	Original Cost	YTM at Cost	Accrued Interest	Amortized Cost	Market Value
U.S. Treasury Bond / Note											
US TREASURY NOTES DTD 05/15/2015 2.125% 05/15/2025	912828XB1	50,000,000.00	AA+	Aaa	12/09/19	12/10/19	51,109,375.00	1.70	490,828.80	50,926,437.22	54,000,000.00
Security Type Sub-Total		1,525,000,000.00					1,515,397,461.02	2.02	8,494,388.60	1,522,338,649.51	1,582,082,025.00
Supra-National Agency Bond / Note											
INTERNATIONAL FINANCE CORPORATION NOTE DTD 01/25/2018 2.250% 01/25/2021	45950KCM0	25,000,000.00	AAA	Aaa	01/18/18	01/25/18	24,926,500.00	2.35	150,000.00	24,994,299.73	25,079,750.00
INTER-AMERICAN DEVELOPMENT BANK NOTE DTD 04/19/2018 2.625% 04/19/2021	4581X0DB1	50,000,000.00	AAA	Aaa	04/12/18	04/19/18	49,890,000.00	2.70	43,750.00	49,983,038.32	50,549,950.00
INTL BANK OF RECONSTRUCTION AND DEV NOTE DTD 07/25/2018 2.750% 07/23/2021	459058GH0	50,000,000.00	AAA	Aaa	07/18/18	07/25/18	49,883,000.00	2.83	374,305.56	49,971,766.00	50,909,800.00
INTL BANK OF RECON AND DEV GLOBAL NOTES DTD 12/13/2017 2.125% 12/13/2021	459058GF4	20,000,000.00	AAA	Aaa	12/12/17	12/13/17	19,955,000.00	2.18	162,916.67	19,987,464.07	20,421,200.00
INTER-AMERICAN DEVELOPMENT BANK NOTE DTD 09/26/2018 3.000% 09/26/2022	4581X0DD7	25,000,000.00	AAA	Aaa	09/20/18	09/26/18	24,944,000.00	3.06	72,916.67	24,973,399.04	26,307,050.00
INTER-AMERICAN DEVEL BK CORPORATE NOTES DTD 04/24/2020 0.500% 05/24/2023	4581X0DM7	20,000,000.00	AAA	Aaa	04/17/20	04/24/20	19,993,200.00	0.51	43,611.11	19,994,354.49	20,102,180.00
INTER-AMERICAN DEVELOPMENT BANK NOTE DTD 10/04/2013 3.000% 10/04/2023	4581X0CC0	25,000,000.00	AAA	Aaa	03/14/19	03/21/19	25,480,000.00	2.55	56,250.00	25,308,902.29	26,945,800.00
INTL BANK OF RECON AND DEV SN (FLOATER) DTD 06/16/2020 0.500% 06/17/2024	45906M2B6	10,000,000.00	AAA	Aaa	06/09/20	06/16/20	10,000,000.00	0.48	5,927.78	10,000,000.00	9,899,750.00



Managed Account Detail of Securities Held

For the Month Ending **October 31, 2020**

SAN BERNARDINO COUNTY - 76990800

Security Type/Description Dated Date/Coupon/Maturity	CUSIP	Par	S&P Rating	Moody's Rating	Trade Date	Settle Date	Original Cost	YTM at Cost	Accrued Interest	Amortized Cost	Market Value
Security Type Sub-Total		225,000,000.00					225,071,700.00	2.38	909,677.79	225,213,223.94	230,215,480.00

Repurchase Agreement

CANTOR FITZGERALD REPO AGRMT DTD 10/30/2020 0.060% 11/02/2020	RE1332668	50,000,000.00	AA+	Aaa	10/30/20	10/30/20	50,000,000.00	0.06	166.67	50,000,000.00	49,999,833.30
CANTOR FITZGERALD REPO AGRMT DTD 10/28/2020 0.070% 11/04/2020	RE1332692	50,000,000.00	AA+	Aaa	10/28/20	10/28/20	50,000,000.00	0.07	388.89	50,000,000.00	49,999,791.65

Security Type Sub-Total		100,000,000.00					100,000,000.00	0.06	555.56	100,000,000.00	99,999,624.95
--------------------------------	--	-----------------------	--	--	--	--	-----------------------	-------------	---------------	-----------------------	----------------------

NOW Account

BANK OF THE WEST MONEY MARKET FUND	BKOFWEST7	75,000,000.00	NR	NR	03/26/20	03/26/20	75,000,000.00	0.25	0.00	75,000,000.00	75,000,000.00
BANK OF THE WEST MONEY MARKET FUND	BKOFWEST7	125,000,000.00	NR	NR	08/30/19	08/30/19	125,000,000.00	0.25	0.00	125,000,000.00	125,000,000.00

Security Type Sub-Total		200,000,000.00					200,000,000.00	0.25	0.00	200,000,000.00	200,000,000.00
--------------------------------	--	-----------------------	--	--	--	--	-----------------------	-------------	-------------	-----------------------	-----------------------

Money Market Mutual Fund

FIDELITY GOV'T MM FUND 2642	31607A703	154,000,000.00	AAA	AAA	09/28/20	09/28/20	154,000,000.00	0.01	0.00	154,000,000.00	154,000,000.00
FEDERATED GOVT OBLIGATIONS FUND	608919718	168,000,000.00	AAAm	NR	08/31/20	08/31/20	168,000,000.00	0.01	0.00	168,000,000.00	168,000,000.00

Security Type Sub-Total		322,000,000.00					322,000,000.00	0.01	0.00	322,000,000.00	322,000,000.00
--------------------------------	--	-----------------------	--	--	--	--	-----------------------	-------------	-------------	-----------------------	-----------------------

Joint Powers Authority

CALIFORNIA ASSET MANAGEMENT PROGRAM	CAMPMPF025	18,000,000.00	AAAm	NR	05/21/20	05/21/20	18,000,000.00	0.15	0.00	18,000,000.00	18,000,000.00
CALIFORNIA ASSET MANAGEMENT PROGRAM	CAMPMPF025	36,000,000.00	AAAm	NR	10/17/19	10/17/19	36,000,000.00	0.15	0.00	36,000,000.00	36,000,000.00
CALIFORNIA ASSET MANAGEMENT PROGRAM	CAMPMPF025	46,000,000.00	AAAm	NR	10/21/19	10/21/19	46,000,000.00	0.15	0.00	46,000,000.00	46,000,000.00
CALIFORNIA ASSET MANAGEMENT PROGRAM	CAMPMPF025	75,000,000.00	AAAm	NR	06/30/20	06/30/20	75,000,000.00	0.15	0.00	75,000,000.00	75,000,000.00
CALIFORNIA ASSET MANAGEMENT PROGRAM	CAMPMPF025	200,000,000.00	AAAm	NR	08/30/19	08/30/19	200,000,000.00	0.15	0.00	200,000,000.00	200,000,000.00



Managed Account Detail of Securities Held

For the Month Ending **October 31, 2020**

SAN BERNARDINO COUNTY - 76990800

Security Type/Description Dated Date/Coupon/Maturity	CUSIP	Par	S&P Rating	Moody's Rating	Trade Date	Settle Date	Original Cost	YTM at Cost	Accrued Interest	Amortized Cost	Market Value
Joint Powers Authority											
Security Type Sub-Total		375,000,000.00					375,000,000.00	0.15	0.00	375,000,000.00	375,000,000.00
Federally Insured Cash Account											
STONECASTLE FICA	FICAMF003	50,000,000.00	NR	NR	08/30/19	08/30/19	50,000,000.00	0.10	0.00	50,000,000.00	50,000,000.00
Security Type Sub-Total		50,000,000.00					50,000,000.00	0.10	0.00	50,000,000.00	50,000,000.00
Federal Agency Bond / Note											
FHLMC NOTES DTD 11/15/2017 1.875% 11/17/2020	3137EAEK1	50,000,000.00	AA+	Aaa	11/14/17	11/15/17	49,952,000.00	1.91	427,083.33	49,999,300.55	50,036,400.00
FREDDIE MAC NOTES DTD 02/16/2018 2.375% 02/16/2021	3137EAEI9	50,000,000.00	AA+	Aaa	02/15/18	02/16/18	49,868,000.00	2.47	247,395.83	49,987,113.14	50,326,650.00
FANNIE MAE NOTES DTD 04/13/2018 2.500% 04/13/2021	3135G0U27	50,000,000.00	AA+	Aaa	04/12/18	04/13/18	49,925,500.00	2.55	62,500.00	49,988,920.16	50,533,650.00
FEDERAL FARM CREDIT BANK NOTES DTD 11/26/2018 2.875% 05/26/2021	3133EJW70	25,000,000.00	AA+	Aaa	11/26/18	11/27/18	24,955,750.00	2.95	309,461.81	24,989,993.96	25,390,000.00
FEDERAL FARM CREDIT BANK NOTES DTD 11/26/2018 2.875% 05/26/2021	3133EJW70	50,000,000.00	AA+	Aaa	11/20/18	11/26/18	49,966,000.00	2.90	618,923.61	49,992,320.18	50,780,000.00
FANNIE MAE NOTES DTD 06/25/2018 2.750% 06/22/2021	3135G0U35	75,000,000.00	AA+	Aaa	06/22/18	06/25/18	74,982,750.00	2.76	739,062.50	74,996,322.74	76,259,250.00
FHLB NOTES DTD 03/05/2012 2.375% 09/10/2021	313378JP7	20,000,000.00	AA+	Aaa	08/29/19	08/30/19	20,321,600.00	1.57	67,291.67	20,135,661.46	20,383,760.00
FEDERAL HOME LOAN BANKS NOTES DTD 10/12/2018 3.000% 10/12/2021	3130AF5B9	50,000,000.00	AA+	Aaa	10/11/18	10/12/18	49,967,500.00	3.02	79,166.67	49,989,769.62	51,346,100.00
FEDERAL HOME LOAN BANKS NOTES DTD 11/08/2019 1.625% 11/19/2021	3130AHJY0	30,000,000.00	AA+	Aaa	11/07/19	11/08/19	29,948,700.00	1.71	219,375.00	29,973,520.35	30,463,980.00
FEDERAL HOME LOAN BANKS NOTES DTD 12/20/2019 1.625% 12/20/2021	3130AHSR5	22,500,000.00	AA+	Aaa	12/19/19	12/20/19	22,475,700.00	1.68	133,046.88	22,486,237.76	22,873,995.00



Managed Account Detail of Securities Held

For the Month Ending **October 31, 2020**

SAN BERNARDINO COUNTY - 76990800

Security Type/Description Dated Date/Coupon/Maturity	CUSIP	Par	S&P Rating	Moody's Rating	Trade Date	Settle Date	Original Cost	YTM at Cost	Accrued Interest	Amortized Cost	Market Value
Federal Agency Bond / Note											
FANNIE MAE NOTES DTD 01/11/2019 2.625% 01/11/2022	3135G0U92	60,000,000.00	AA+	Aaa	01/09/19	01/11/19	59,956,800.00	2.65	481,250.00	59,982,814.60	61,762,620.00
FEDERAL FARM CREDIT BANK NOTES DTD 01/18/2019 2.600% 01/18/2022	3133EJ5P0	50,000,000.00	AA+	Aaa	01/16/19	01/18/19	49,957,500.00	2.63	371,944.44	49,982,821.62	51,483,900.00
FANNIE MAE NOTES DTD 04/12/2019 2.250% 04/12/2022	3135G0V59	75,000,000.00	AA+	Aaa	04/11/19	04/12/19	74,754,000.00	2.36	89,062.50	74,881,713.50	77,253,525.00
FEDERAL FARM CREDIT BANK NOTES DTD 05/06/2020 0.250% 05/06/2022	3133ELYR9	100,000,000.00	AA+	Aaa	04/30/20	05/06/20	99,873,000.00	0.31	121,527.78	99,904,141.10	100,126,100.00
FEDERAL HOME LOAN BANK DTD 06/01/2012 2.125% 06/10/2022	313379O69	25,000,000.00	AA+	Aaa	07/15/19	07/16/19	25,156,500.00	1.90	208,072.92	25,086,517.92	25,780,675.00
FFCB NOTES DTD 12/16/2019 1.630% 06/15/2022	3133ELDK7	40,000,000.00	AA+	Aaa	12/04/19	12/16/19	39,997,880.80	1.63	246,311.11	39,998,626.70	40,939,840.00
FREDDIE MAC NOTES DTD 07/23/2020 0.125% 07/25/2022	3137EAET2	25,000,000.00	AA+	Aaa	07/21/20	07/23/20	24,943,500.00	0.24	8,506.94	24,951,295.77	24,977,800.00
FANNIE MAE NOTES DTD 09/06/2019 1.375% 09/06/2022	3135G0W33	75,000,000.00	AA+	Aaa	09/05/19	09/06/19	74,739,000.00	1.49	157,552.08	74,839,494.53	76,640,625.00
FEDERAL HOME LOAN BANKS NOTES DTD 08/13/2012 2.000% 09/09/2022	313380GJ0	10,000,000.00	AA+	Aaa	08/28/19	08/29/19	10,150,500.00	1.49	28,888.89	10,092,040.20	10,335,270.00
FEDERAL HOME LOAN BANK NOTES DTD 10/22/2020 0.125% 10/21/2022	3130AKDH6	64,000,000.00	AA+	Aaa	10/21/20	10/22/20	63,915,520.00	0.19	2,000.00	63,916,678.85	63,906,432.00
FEDERAL FARM CREDIT BANK NOTES(CALLABLE) DTD 01/24/2020 1.640% 01/24/2023	3133ELJN5	10,000,000.00	AA+	Aaa	01/23/20	01/24/20	9,995,000.00	1.66	44,188.89	9,996,286.50	10,171,540.00
FEDERAL FARM CREDIT BANK NOTES(CALLABLE) DTD 01/24/2020 1.640% 01/24/2023	3133ELJN5	20,000,000.00	AA+	Aaa	01/23/20	01/24/20	19,990,000.00	1.66	88,377.78	19,992,572.99	20,343,080.00
FEDERAL FARM CREDIT BANK NOTES(CALLABLE) DTD 01/24/2020 1.640% 01/24/2023	3133ELJN5	20,000,000.00	AA+	Aaa	01/23/20	01/24/20	19,990,000.00	1.66	88,377.78	19,992,572.99	20,343,080.00



Managed Account Detail of Securities Held

For the Month Ending **October 31, 2020**

SAN BERNARDINO COUNTY - 76990800

Security Type/Description Dated Date/Coupon/Maturity	CUSIP	Par	S&P Rating	Moody's Rating	Trade Date	Settle Date	Original Cost	YTM at Cost	Accrued Interest	Amortized Cost	Market Value
Federal Agency Bond / Note											
FEDERAL HOME LOAN BANKS NOTES DTD 02/21/2020 1.375% 02/17/2023	3130AJ7E3	50,000,000.00	AA+	Aaa	02/20/20	02/21/20	49,908,000.00	1.44	141,319.44	49,929,399.27	51,320,050.00
FEDERAL HOME LOAN BANKS NOTES DTD 03/01/2018 2.750% 03/10/2023	3130ADRG9	10,000,000.00	AA+	Aaa	01/07/19	01/09/19	10,042,680.00	2.64	38,958.33	10,024,103.96	10,594,220.00
FREDDIE MAC NOTES DTD 04/20/2020 0.375% 04/20/2023	3137EAEQ8	50,000,000.00	AA+	Aaa	04/17/20	04/20/20	49,875,000.00	0.46	5,729.17	49,897,260.27	50,178,950.00
FREDDIE MAC NOTES (CALLABLE) DTD 05/04/2020 0.450% 05/04/2023	3134GVRD2	50,000,000.00	AA+	Aaa	05/01/20	05/04/20	50,000,000.00	0.45	110,625.00	50,000,000.00	50,064,050.00
FREDDIE MAC NOTES DTD 05/07/2020 0.375% 05/05/2023	3137EAER6	100,000,000.00	AA+	Aaa	05/05/20	05/07/20	99,958,000.00	0.39	181,250.00	99,964,839.89	100,364,000.00
FANNIE MAE NOTES DTD 05/22/2020 0.250% 05/22/2023	3135G04O3	100,000,000.00	AA+	Aaa	05/20/20	05/22/20	99,699,000.00	0.35	110,416.67	99,743,806.39	100,052,500.00
FFCB FLOATING NOTES DTD 06/09/2020 0.430% 06/09/2023	3133ELH72	45,000,000.00	AA+	Aaa	06/03/20	06/09/20	45,000,000.00	0.39	26,937.51	45,000,000.00	45,239,670.00
FREDDIE MAC NOTES DTD 06/26/2020 0.250% 06/26/2023	3137EAES4	23,000,000.00	AA+	Aaa	06/24/20	06/26/20	22,932,840.00	0.35	19,965.28	22,940,690.67	23,006,440.00
FANNIE MAE NOTES DTD 07/10/2020 0.250% 07/10/2023	3135G05G4	50,000,000.00	AA+	Aaa	07/08/20	07/10/20	49,892,500.00	0.32	38,541.67	49,903,691.78	50,000,800.00
FEDERAL FARM CREDIT BANKS NOTES DTD 08/14/2019 1.600% 08/14/2023	3133EKZK5	10,000,000.00	AA+	Aaa	08/28/19	08/29/19	10,047,100.00	1.48	34,222.22	10,033,093.78	10,374,370.00
FREDDIE MAC NOTES DTD 08/21/2020 0.250% 08/24/2023	3137EAEV7	45,000,000.00	AA+	Aaa	08/19/20	08/21/20	44,954,100.00	0.28	21,875.00	44,957,109.84	45,000,765.00
FREDDIE MAC NOTES DTD 09/04/2020 0.250% 09/08/2023	3137EAEW5	32,000,000.00	AA+	Aaa	09/03/20	09/04/20	31,989,440.00	0.26	12,666.67	31,989,997.31	32,000,544.00
FREDDIE MAC NOTES DTD 10/16/2020 0.125% 10/16/2023	3137EAey1	64,000,000.00	AA+	Aaa	10/14/20	10/16/20	63,761,280.00	0.25	3,333.33	63,764,768.15	63,746,944.00
FANNIE MAE NOTES DTD 02/08/2019 2.500% 02/05/2024	3135G0V34	100,000,000.00	AA+	Aaa	02/07/19	02/08/19	99,628,000.00	2.58	597,222.22	99,756,965.44	107,163,700.00



Managed Account Detail of Securities Held

For the Month Ending **October 31, 2020**

SAN BERNARDINO COUNTY - 76990800

Security Type/Description Dated Date/Coupon/Maturity	CUSIP	Par	S&P Rating	Moody's Rating	Trade Date	Settle Date	Original Cost	YTM at Cost	Accrued Interest	Amortized Cost	Market Value
Federal Agency Bond / Note											
FHLB BONDS DTD 02/15/2019 2.500% 02/13/2024	3130AFW94	50,000,000.00	AA+	Aaa	02/14/19	02/15/19	49,823,000.00	2.58	270,833.33	49,883,649.67	53,606,150.00
FFCB (CALLABLE) NOTES DTD 03/12/2020 1.050% 03/12/2024	3133ELSL9	30,995,000.00	AA+	Aaa	03/06/20	03/12/20	30,995,000.00	1.05	44,297.02	30,995,000.00	31,089,069.83
FFCB (CALLABLE) NOTES DTD 03/12/2020 1.050% 03/12/2024	3133ELSL9	50,000,000.00	AA+	Aaa	03/06/20	03/12/20	50,000,000.00	1.05	71,458.33	50,000,000.00	50,151,750.00
FEDERAL FARM CREDIT BANK NOTES(CALLABLE) DTD 04/22/2020 0.800% 04/22/2024	3133ELXC3	10,000,000.00	AA+	Aaa	04/16/20	04/22/20	10,000,000.00	0.80	2,000.00	10,000,000.00	10,027,600.00
FEDERAL FARM CREDIT BANK NOTES(CALLABLE) DTD 04/22/2020 0.800% 04/22/2024	3133ELXC3	10,000,000.00	AA+	Aaa	04/16/20	04/22/20	10,000,000.00	0.80	2,000.00	10,000,000.00	10,027,600.00
FEDERAL FARM CREDIT BANK NOTES(CALLABLE) DTD 04/22/2020 0.800% 04/22/2024	3133ELXC3	10,000,000.00	AA+	Aaa	04/16/20	04/22/20	10,000,000.00	0.80	2,000.00	10,000,000.00	10,027,600.00
FHLMC (CALLABLE) NOTES DTD 04/29/2020 0.570% 04/29/2024	3134GVPP7	25,000,000.00	AA+	Aaa	04/27/20	04/29/20	25,000,000.00	0.57	791.67	25,000,000.00	25,089,900.00
FHLMC (CALLABLE) NOTES DTD 05/20/2020 0.560% 05/20/2024	3134GVTN8	25,000,000.00	AA+	Aaa	05/12/20	05/20/20	24,990,000.00	0.57	62,611.11	24,991,129.36	25,045,450.00
FHLMC (CALLABLE) NOTES DTD 05/20/2020 0.510% 05/20/2024	3134GVUY2	25,000,000.00	AA+	Aaa	05/12/20	05/20/20	25,000,000.00	0.51	57,020.83	25,000,000.00	25,062,025.00
FHLMC (CALLABLE) NOTES DTD 05/20/2020 0.590% 05/20/2024	3134GVXD5	25,000,000.00	AA+	Aaa	05/18/20	05/20/20	25,000,000.00	0.59	65,965.28	25,000,000.00	25,050,925.00
FHLMC (CALLABLE) NOTES DTD 05/20/2020 0.500% 05/20/2024	3134GVXC7	25,000,000.00	AA+	Aaa	05/18/20	05/20/20	25,000,000.00	0.50	55,902.78	25,000,000.00	25,064,475.00
FANNIE MAE NOTES DTD 07/08/2019 1.750% 07/02/2024	3135G0V75	25,000,000.00	AA+	Aaa	07/08/19	07/09/19	24,781,000.00	1.94	144,618.06	24,838,878.57	26,299,500.00
FEDERAL HOME LOAN BANK NOTES DTD 08/15/2014 2.875% 09/13/2024	3130A2UW4	25,000,000.00	AA+	Aaa	09/23/19	09/24/19	26,450,750.00	1.65	95,833.34	26,128,006.06	27,407,575.00



Managed Account Detail of Securities Held

For the Month Ending **October 31, 2020**

SAN BERNARDINO COUNTY - 76990800

Security Type/Description Dated Date/Coupon/Maturity	CUSIP	Par	S&P Rating	Moody's Rating	Trade Date	Settle Date	Original Cost	YTM at Cost	Accrued Interest	Amortized Cost	Market Value
Federal Agency Bond / Note											
FEDERAL HOME LOAN BANK NOTES DTD 08/15/2014 2.875% 09/13/2024	3130A2UW4	25,000,000.00	AA+	Aaa	09/25/19	09/26/19	26,433,325.00	1.67	95,833.34	26,115,686.27	27,407,575.00
FANNIE MAE NOTES DTD 10/18/2019 1.625% 10/15/2024	3135G0W66	25,000,000.00	AA+	Aaa	10/17/19	10/18/19	24,957,250.00	1.66	18,055.56	24,966,156.25	26,227,200.00
FEDERAL HOME LOAN BANK NOTES DTD 11/06/2014 2.750% 12/13/2024	3130A3GE8	10,000,000.00	AA+	Aaa	12/04/19	12/05/19	10,515,630.00	1.68	105,416.67	10,422,338.90	10,943,800.00
FEDERAL HOME LOAN BANK NOTES DTD 11/06/2014 2.750% 12/13/2024	3130A3GE8	25,000,000.00	AA+	Aaa	12/03/19	12/05/19	26,384,500.00	1.60	263,541.67	26,134,007.36	27,359,500.00
FEDERAL HOME LOAN BANK NOTES DTD 11/06/2014 2.750% 12/13/2024	3130A3GE8	25,000,000.00	AA+	Aaa	12/04/19	12/05/19	26,287,500.00	1.68	263,541.67	26,054,557.22	27,359,500.00
FANNIE MAE NOTES DTD 01/10/2020 1.625% 01/07/2025	3135G0X24	75,000,000.00	AA+	Aaa	01/08/20	01/10/20	74,760,750.00	1.69	385,937.50	74,799,575.66	78,700,350.00
FREDDIE MAC NOTES DTD 02/14/2020 1.500% 02/12/2025	3137EAEP0	50,000,000.00	AA+	Aaa	02/13/20	02/14/20	49,961,500.00	1.52	164,583.33	49,967,006.03	52,215,750.00
FEDERAL HOME LOAN BANKS NOTES DTD 02/17/2015 2.375% 03/14/2025	3130A4CH3	25,840,000.00	AA+	Aaa	12/05/19	12/06/19	26,658,094.40	1.74	80,121.94	26,517,424.66	27,973,479.60
FANNIE MAE NOTES DTD 04/24/2020 0.625% 04/22/2025	3135G03U5	50,000,000.00	AA+	Aaa	04/22/20	04/24/20	49,897,000.00	0.67	7,812.50	49,907,785.64	50,403,000.00
FHLMC (CALLABLE) NOTES DTD 05/06/2020 0.700% 05/06/2025	3134GVPR3	25,000,000.00	AA+	Aaa	04/27/20	05/06/20	25,000,000.00	0.70	85,069.44	25,000,000.00	25,096,450.00
FANNIE MAE NOTES DTD 06/19/2020 0.500% 06/17/2025	3135G04Z3	50,000,000.00	AA+	Aaa	06/17/20	06/19/20	49,896,500.00	0.54	91,666.67	49,904,160.36	50,016,450.00
FREDDIE MAC NOTES DTD 07/23/2020 0.375% 07/21/2025	3137EAEU9	45,000,000.00	AA+	Aaa	07/21/20	07/23/20	44,775,900.00	0.48	45,937.50	44,788,309.05	44,732,115.00
FANNIE MAE NOTES DTD 08/27/2020 0.375% 08/25/2025	3135G05X7	50,000,000.00	AA+	Aaa	08/25/20	08/27/20	49,766,000.00	0.47	33,333.33	49,774,467.11	49,649,150.00
FREDDIE MAC (CALLABLE) NOTES DTD 09/02/2020 0.550% 09/02/2025	3134GWA22	19,900,000.00	AA+	Aaa	09/02/20	09/03/20	19,900,000.00	0.55	17,937.64	19,900,000.00	19,871,324.10



Managed Account Detail of Securities Held

For the Month Ending **October 31, 2020**

SAN BERNARDINO COUNTY - 76990800

Security Type/Description Dated Date/Coupon/Maturity	CUSIP	Par	S&P Rating	Moody's Rating	Trade Date	Settle Date	Original Cost	YTM at Cost	Accrued Interest	Amortized Cost	Market Value
Federal Agency Bond / Note											
FEDERAL HOME LOAN BANK NOTES DTD 09/11/2020 0.375% 09/04/2025	3130AK5E2	14,000,000.00	AA+	Aaa	09/10/20	09/11/20	13,958,000.00	0.44	7,291.67	13,959,177.57	13,934,578.00
FREDDIE MAC NOTES DTD 09/25/2020 0.375% 09/23/2025	3137EAEX3	20,000,000.00	AA+	Aaa	09/23/20	09/25/20	19,939,800.00	0.44	7,500.00	19,941,021.16	19,857,440.00
Security Type Sub-Total		2,596,235,000.00					2,599,602,140.20	1.33	8,731,343.10	2,599,050,800.84	2,647,262,556.53
Corporate Note											
JOHNSON & JOHNSON CORP NOTE DTD 11/10/2017 1.950% 11/10/2020	478160CH5	3,000,000.00	AAA	Aaa	11/08/17	11/10/17	2,996,790.00	1.99	27,787.50	2,999,973.64	3,001,047.00
VISA INC (CALLABLE) CORP NOTES DTD 12/14/2015 2.200% 12/14/2020	92826CAB8	4,550,000.00	AA-	Aa3	03/12/20	03/16/20	4,560,374.00	1.89	38,093.61	4,550,548.35	4,556,661.20
EXXON MOBIL CORPORATE (CALLABLE) NOTES DTD 03/03/2016 2.222% 03/01/2021	30231GAV4	5,000,000.00	AA	Aa1	11/26/18	11/28/18	4,887,350.00	3.26	18,516.67	4,982,622.05	5,023,905.00
EXXON MOBIL CORPORATE (CALLABLE) NOTES DTD 03/03/2016 2.222% 03/01/2021	30231GAV4	9,240,000.00	AA	Aa1	03/09/20	03/11/20	9,255,153.60	2.05	34,218.80	9,244,114.73	9,284,176.44
JOHN DEERE CAPITAL CORP CORP NOTES DTD 06/07/2019 2.300% 06/07/2021	24422EUV9	10,000,000.00	A	A2	06/04/19	06/07/19	9,993,200.00	2.34	92,000.00	9,997,972.09	10,121,600.00
WAL-MART STORES INC CORP NOTES DTD 06/27/2018 3.125% 06/23/2021	931142EJ8	7,000,000.00	AA	Aa2	06/20/18	06/27/18	6,999,650.00	3.13	77,777.78	6,999,925.00	7,128,086.00
WAL-MART STORES INC CORP NOTES DTD 06/27/2018 3.125% 06/23/2021	931142EJ8	10,000,000.00	AA	Aa2	06/21/18	06/27/18	10,011,800.00	3.08	111,111.11	10,002,528.57	10,182,980.00
MICROSOFT CORP (CALLABLE) NOTES DTD 08/08/2016 1.550% 08/08/2021	594918BP8	9,800,000.00	AAA	Aaa	05/14/19	05/16/19	9,607,724.00	2.46	35,021.39	9,733,941.99	9,885,524.60
3M COMPANY DTD 09/14/2018 3.000% 09/14/2021	88579YBA8	2,000,000.00	A+	A1	09/11/18	09/14/18	1,995,900.00	3.07	7,833.33	1,998,814.14	2,041,922.00
3M COMPANY CORP (CALLABLE) NOTES DTD 09/19/2016 1.625% 09/19/2021	88579YAU5	10,000,000.00	A+	A1	11/05/18	11/07/18	9,571,200.00	3.20	18,958.33	9,868,124.55	10,110,700.00



Managed Account Detail of Securities Held

For the Month Ending **October 31, 2020**

SAN BERNARDINO COUNTY - 76990800

Security Type/Description Dated Date/Coupon/Maturity	CUSIP	Par	S&P Rating	Moody's Rating	Trade Date	Settle Date	Original Cost	YTM at Cost	Accrued Interest	Amortized Cost	Market Value
Corporate Note											
TOYOTA MOTOR CREDIT CORP CORP NOTES DTD 10/07/2019 1.800% 10/07/2021	89236TGJ8	15,000,000.00	A+	A1	10/02/19	10/07/19	14,998,200.00	1.81	18,000.00	14,999,162.79	15,211,830.00
TOYOTA MOTOR CREDIT CORP CORP NOTES DTD 03/18/2019 2.850% 02/18/2022	89236TFU4	10,000,000.00	A+	A1	03/13/19	03/18/19	10,000,000.00	2.85	34,041.67	10,000,000.00	10,032,450.00
3M COMPANY BONDS DTD 02/22/2019 2.750% 03/01/2022	88579YBF7	5,000,000.00	A+	A1	02/12/19	02/22/19	4,997,650.00	2.77	22,916.67	4,998,966.68	5,151,450.00
JOHN DEERE CAPITAL CORP DTD 03/07/2019 2.950% 04/01/2022	24422EUT4	5,000,000.00	A	A2	03/04/19	03/07/19	4,997,600.00	2.97	12,291.67	4,998,895.27	5,182,230.00
TOYOTA MOTOR CREDIT CORP DTD 04/12/2019 2.650% 04/12/2022	89236TFX8	10,000,000.00	A+	A1	04/09/19	04/12/19	9,993,700.00	2.67	13,986.11	9,996,970.71	10,332,200.00
US BANK NA CINCINNATI FLOATING CORP NOT DTD 05/23/2019 0.696% 05/23/2022	90331HPD9	10,000,000.00	AA-	A1	05/13/20	05/15/20	9,933,800.00	2.46	13,342.46	9,949,049.32	10,049,620.00
US BANK NA CINCINNATI FLOATING CORP NOT DTD 05/23/2019 0.696% 05/23/2022	90331HPD9	10,000,000.00	AA-	A1	05/14/20	05/18/20	9,932,700.00	2.47	13,342.46	9,947,991.29	10,049,620.00
JOHN DEERE CAPITAL CORP CORP NOTES DTD 09/12/2019 1.950% 06/13/2022	24422EVA4	5,000,000.00	A	A2	09/10/19	09/12/19	4,993,550.00	2.00	37,375.00	4,996,219.85	5,131,120.00
JOHN DEERE CAPITAL CORP CORPORATE NOTES DTD 06/04/2020 0.550% 07/05/2022	24422EVG1	5,000,000.00	A	A2	06/01/20	06/04/20	4,998,950.00	0.56	11,229.17	4,999,156.96	5,011,950.00
CHEVRON USA INC CORPORATE NOTES DTD 08/12/2020 0.333% 08/12/2022	166756AF3	14,500,000.00	AA	Aa2	08/10/20	08/12/20	14,500,000.00	0.33	10,595.88	14,500,000.00	14,496,563.50
EXXON MOBIL CORPORATION DTD 08/16/2019 1.902% 08/16/2022	30231GBB7	3,000,000.00	AA	Aa1	08/13/19	08/16/19	3,000,000.00	1.90	11,887.50	3,000,000.00	3,082,248.00
US BANK NA CINCINNATI DTD 12/09/2019 1.950% 01/09/2023	90331HPF4	12,000,000.00	AA-	A1	12/05/19	12/09/19	11,989,920.00	1.98	72,800.00	11,992,853.66	12,405,264.00



Managed Account Detail of Securities Held

For the Month Ending **October 31, 2020**

SAN BERNARDINO COUNTY - 76990800

Security Type/Description Dated Date/Coupon/Maturity	CUSIP	Par	S&P Rating	Moody's Rating	Trade Date	Settle Date	Original Cost	YTM at Cost	Accrued Interest	Amortized Cost	Market Value
Corporate Note											
BANK OF NY MELLON CORP NOTES DTD 01/28/2020 1.850% 01/27/2023	06406RAM9	5,000,000.00	A	A1	04/23/20	04/27/20	5,072,350.00	1.31	24,152.78	5,058,815.87	5,154,785.00
JOHN DEERE CAPITAL CORP CORPORATE NOTES DTD 06/04/2020 0.700% 07/05/2023	24422EVH9	3,000,000.00	A	A2	06/01/20	06/04/20	2,997,540.00	0.73	8,575.00	2,997,867.71	3,024,792.00
CHEVRON USA INC CORPORATE NOTES DTD 08/12/2020 0.426% 08/11/2023	166756AJ5	10,000,000.00	AA	Aa2	08/10/20	08/12/20	10,000,000.00	0.43	9,348.33	10,000,000.00	9,996,310.00
JOHN DEERE CAPITAL CORP CORPORATE NOTES DTD 10/09/2020 0.400% 10/10/2023	24422EVJ5	3,000,000.00	A	A2	10/06/20	10/09/20	2,996,520.00	0.44	733.33	2,996,593.03	3,001,608.00
Security Type Sub-Total		196,090,000.00					195,281,621.60	2.09	775,936.55	195,811,108.25	198,650,642.74
Commercial Paper											
JP MORGAN SECURITIES LLC COMM PAPER -- 0.000% 11/02/2020	46640PL27	50,000,000.00	A-1	P-1	04/16/20	04/17/20	49,792,708.33	0.75	0.00	49,998,958.33	49,999,400.00
JP MORGAN SECURITIES LLC COMM PAPER -- 0.000% 11/02/2020	46640PL27	50,000,000.00	A-1	P-1	04/27/20	04/28/20	49,869,444.44	0.50	0.00	49,999,305.56	49,999,400.00
CREDIT AGRICOLE CIB NY COMM PAPER -- 0.000% 11/02/2020	22533TL20	125,000,000.00	A-1	P-1	10/22/20	10/23/20	124,996,180.56	0.11	0.00	124,999,618.06	124,999,000.00
COOPERATIEVE RABOBANK U.A. COMM PAPER DTD 10/30/2020 0.000% 11/02/2020	21687AL27	170,000,000.00	A-1	P-1	10/30/20	10/30/20	169,998,725.00	0.09	0.00	169,999,575.00	169,998,300.00
JP MORGAN SECURITIES LLC COMM PAPER DTD 05/07/2020 0.000% 11/18/2020	46640PLJ0	25,000,000.00	A-1	P-1	05/06/20	05/07/20	24,952,604.17	0.35	0.00	24,995,868.06	24,998,050.00
CREDIT AGRICOLE CIB NY COMM PAPER -- 0.000% 12/17/2020	22533TMH6	50,000,000.00	A-1	P-1	09/16/20	09/16/20	49,982,111.11	0.14	0.00	49,991,055.56	49,991,850.00
EXXON MOBIL CORP COMM PAPER DTD 10/22/2020 0.000% 12/18/2020	30229AMJ5	50,000,000.00	A-1+	P-1	10/22/20	10/23/20	49,992,222.22	0.10	0.00	49,993,472.22	49,992,400.00



Managed Account Detail of Securities Held

For the Month Ending **October 31, 2020**

SAN BERNARDINO COUNTY - 76990800

Security Type/Description Dated Date/Coupon/Maturity	CUSIP	Par	S&P Rating	Moody's Rating	Trade Date	Settle Date	Original Cost	YTM at Cost	Accrued Interest	Amortized Cost	Market Value
Commercial Paper											
CREDIT AGRICOLE CIB NY COMM PAPER DTD 07/22/2020 0.000% 01/04/2021	22533TN44	75,000,000.00	A-1	P-1	07/21/20	07/22/20	74,923,916.67	0.22	0.00	74,970,666.67	74,981,475.00
CREDIT AGRICOLE CIB NY COMM PAPER DTD 07/22/2020 0.000% 01/13/2021	22533TND4	25,000,000.00	A-1	P-1	07/21/20	07/22/20	24,972,048.61	0.23	0.00	24,988,340.28	24,992,650.00
CREDIT AGRICOLE CIB NY COMM PAPER -- 0.000% 01/14/2021	22533TNE2	25,000,000.00	A-1	P-1	08/03/20	08/03/20	24,979,500.00	0.18	0.00	24,990,750.00	24,992,525.00
EXXON MOBIL CORP COMM PAPER -- 0.000% 01/27/2021	30229ANT2	50,000,000.00	A-1+	P-1	08/03/20	08/03/20	49,950,833.33	0.20	0.00	49,975,833.33	49,983,250.00
COOPERATIEVE RABOBANK U.A. COMM PAPER DTD 05/14/2020 0.000% 02/01/2021	21687AP15	50,000,000.00	A-1	P-1	05/13/20	05/14/20	49,879,458.33	0.33	0.00	49,957,833.33	49,984,150.00
COOPERATIEVE RABOBANK U.A. COMM PAPER DTD 05/14/2020 0.000% 02/01/2021	21687AP15	50,000,000.00	A-1	P-1	07/21/20	07/22/20	49,938,027.78	0.23	0.00	49,970,611.11	49,984,150.00
JP MORGAN SECURITIES LLC COMM PAPER DTD 07/29/2020 0.000% 02/01/2021	46640PP15	50,000,000.00	A-1	P-1	07/29/20	07/29/20	49,937,666.67	0.24	0.00	49,969,333.33	49,975,900.00
BNP PARIBAS NY BRANCH COMM PAPER DTD 09/10/2020 0.000% 02/05/2021	09659BP53	50,000,000.00	A-1	P-1	09/10/20	09/10/20	49,960,944.44	0.19	0.00	49,974,666.66	49,974,550.00
EXXON MOBIL CORP COMM PAPER -- 0.000% 02/10/2021	30229APA1	50,000,000.00	A-1+	P-1	08/03/20	08/03/20	49,941,638.89	0.22	0.00	49,969,138.89	49,979,400.00
BNP PARIBAS NY BRANCH COMM PAPER DTD 10/20/2020 0.000% 03/01/2021	09659BQ11	30,000,000.00	A-1	P-1	10/27/20	10/27/20	29,979,166.80	0.20	0.00	29,980,000.13	29,980,050.00
BNP PARIBAS NY BRANCH COMM PAPER DTD 10/27/2020 0.000% 03/02/2021	09659BQ29	25,000,000.00	A-1	P-1	10/27/20	10/27/20	24,982,500.00	0.20	0.00	24,983,194.44	24,983,200.00
COOPERATIEVE RABOBANK UA COMM PAPER DTD 07/06/2020 0.000% 03/05/2021	21687AQ55	50,000,000.00	A-1	P-1	10/21/20	10/21/20	49,964,375.00	0.19	0.00	49,967,277.78	49,976,600.00
BNP PARIBAS NY BRANCH COMM PAPER DTD 09/10/2020 0.000% 03/10/2021	09659BOA1	50,000,000.00	A-1	P-1	09/09/20	09/10/20	49,947,208.33	0.21	0.00	49,962,375.00	49,963,650.00



Managed Account Detail of Securities Held

For the Month Ending **October 31, 2020**

SAN BERNARDINO COUNTY - 76990800

Security Type/Description Dated Date/Coupon/Maturity	CUSIP	Par	S&P Rating	Moody's Rating	Trade Date	Settle Date	Original Cost	YTM at Cost	Accrued Interest	Amortized Cost	Market Value
Commercial Paper											
BNP PARIBAS NY BRANCH COMM PAPER DTD 10/27/2020 0.000% 03/11/2021	09659BQB9	25,000,000.00	A-1	P-1	10/27/20	10/27/20	24,981,250.00	0.20	0.00	24,981,944.44	24,981,650.00
JP MORGAN SECURITIES LLC COMM PAPER DTD 10/28/2020 0.000% 06/07/2021	46640PTW3	50,000,000.00	A-1	P-1	10/27/20	10/28/20	49,925,138.89	0.24	0.00	49,926,487.74	49,913,250.00
JP MORGAN SECURITIES LLC COMM PAPER DTD 10/28/2020 0.000% 06/07/2021	46640PT78	50,000,000.00	A-1	P-1	10/27/20	10/28/20	49,935,250.00	0.21	0.00	49,936,416.67	49,924,850.00
Security Type Sub-Total		1,225,000,000.00					1,223,782,919.57	0.22	0.00	1,224,482,722.59	1,224,549,700.00
Certificate of Deposit											
NORDEA BANK ABP NEW YORK CERT DEPOS DTD 05/06/2020 0.300% 11/04/2020	65558TXX8	50,000,000.00	A-1+	P-1	05/05/20	05/06/20	50,000,000.00	0.30	74,583.33	50,000,000.00	50,000,831.45
NORDEA BANK ABP NEW YORK CERT DEPOS DTD 05/06/2020 0.300% 11/06/2020	65558TXW0	50,000,000.00	A-1+	P-1	05/05/20	05/06/20	50,000,000.00	0.30	74,583.33	50,000,000.00	50,001,164.00
SWEDBANK NY CERT DEPOS DTD 09/24/2020 0.100% 11/06/2020	87019VL21	50,000,000.00	A-1	P-1	09/24/20	09/24/20	50,000,000.00	0.10	5,277.78	50,000,000.00	49,999,222.05
SWEDBANK NY CERT DEPOS DTD 05/07/2020 0.250% 11/09/2020	87019VE52	25,000,000.00	A-1	P-1	05/05/20	05/07/20	25,000,000.00	0.25	30,902.78	25,000,000.00	25,000,484.55
TORONTO DOMINION BANK NY CERT DEPOS DTD 05/13/2020 0.310% 12/16/2020	89114NKW4	50,000,000.00	A-1+	P-1	05/12/20	05/13/20	50,000,000.00	0.31	74,055.56	50,000,000.00	50,005,852.25
BANK OF MONTREAL CHICAGO CERT DEPOS DTD 09/09/2020 0.190% 12/18/2020	06367BUF4	50,000,000.00	A-1	P-1	09/09/20	09/09/20	50,000,000.00	0.19	13,986.11	50,000,000.00	49,997,954.90
SWEDBANK NY CERT DEPOS DTD 09/28/2020 0.120% 12/18/2020	87019VL39	100,000,000.00	A-1	P-1	09/24/20	09/28/20	100,000,000.00	0.12	11,333.33	100,000,000.00	99,986,389.70
US BANK NATL ASSOC CERT DEPOS DTD 05/06/2020 0.280% 01/04/2021	90333V3M0	25,000,000.00	A-1+	P-1	05/05/20	05/06/20	25,000,000.00	0.28	34,805.56	25,000,000.00	25,000,899.80
TORONTO DOMINION BANK NY CERT DEPOS DTD 05/20/2020 0.260% 01/04/2021	89114NKZ7	50,000,000.00	A-1+	P-1	05/19/20	05/20/20	50,000,000.00	0.26	59,583.33	50,000,000.00	49,999,971.95



Managed Account Detail of Securities Held

For the Month Ending **October 31, 2020**

SAN BERNARDINO COUNTY - 76990800

Security Type/Description	Dated Date/Coupon/Maturity	CUSIP	Par	S&P Rating	Moody's Rating	Trade Date	Settle Date	Original Cost	YTM at Cost	Accrued Interest	Amortized Cost	Market Value
Certificate of Deposit												
SVENSKA HANDELSBANKEN NY CERT DEPOS DTD 08/05/2020 1.920% 01/08/2021		86959RJG6	25,000,000.00	A-1+	P-1	08/04/20	08/05/20	25,000,000.00	1.92	117,333.33	25,000,000.00	25,080,595.70
WELLS FARGO BANK NA CERT DEPOS DTD 01/09/2020 1.800% 02/01/2021		95001KFR0	25,000,000.00	A-1	P-1	01/09/20	01/09/20	25,000,000.00	1.80	371,250.00	25,000,000.00	25,098,215.83
SVENSKA HANDELSBANKEN NY CERT DEPOS DTD 03/03/2020 1.150% 02/01/2021		86959RFR6	50,000,000.00	A-1+	P-1	03/03/20	03/03/20	50,000,000.00	1.15	388,125.00	50,000,000.00	50,111,901.55
US BANK NATL ASSOC CERT DEPOS DTD 05/06/2020 0.320% 02/01/2021		90333V3L2	50,000,000.00	A-1+	P-1	05/05/20	05/06/20	50,000,000.00	0.32	79,555.56	50,000,000.00	50,003,854.15
BANK OF MONTREAL CHICAGO CERT DEPOS DTD 10/28/2020 0.200% 02/02/2021		06367BYX1	25,000,000.00	A-1	P-1	10/28/20	10/28/20	25,000,000.00	0.20	555.56	25,000,000.00	24,994,066.83
BANK OF MONTREAL CHICAGO CERT DEPOS DTD 10/28/2020 0.200% 02/11/2021		06367BYY9	25,000,000.00	A-1	P-1	10/28/20	10/28/20	25,000,000.00	0.20	555.56	25,000,000.00	24,993,505.20
SWEDBANK NY CERT DEPOS DTD 09/29/2020 0.200% 02/24/2021		87019VL54	50,000,000.00	A-1	P-1	09/29/20	09/29/20	50,000,000.00	0.20	9,166.67	50,000,000.00	49,985,380.65
SWEDBANK NY CERT DEPOS DTD 09/29/2020 0.200% 02/26/2021		87019VL62	50,000,000.00	A-1	P-1	09/29/20	09/29/20	50,000,000.00	0.20	9,166.67	50,000,000.00	49,985,131.00
ROYAL BANK OF CANADA NY CERT DEPOS DTD 03/02/2020 0.980% 03/01/2021		78012UTC9	50,000,000.00	A-1+	P-1	03/02/20	03/02/20	50,000,000.00	0.98	332,111.11	50,000,000.00	50,116,478.45
TORONTO DOMINION BANK NY CERT DEPOS DTD 03/02/2020 1.000% 03/01/2021		89114NH81	50,000,000.00	A-1+	P-1	03/02/20	03/02/20	50,000,000.00	1.00	338,888.89	50,000,000.00	50,119,857.40
ROYAL BANK OF CANADA NY CERT DEPOS DTD 05/20/2020 0.310% 05/03/2021		78012UWD3	50,000,000.00	A-1+	P-1	05/19/20	05/20/20	50,000,000.00	0.31	71,041.67	50,000,000.00	49,999,888.35
NORDEA BANK ABP NEW YORK CERT DEPOS DTD 05/20/2020 0.380% 05/19/2021		65558TYQ2	50,000,000.00	A-1+	P-1	05/19/20	05/20/20	50,000,000.00	0.38	87,083.33	50,000,000.00	50,019,359.20
BANK OF MONTREAL CHICAGO FLOATING CD DTD 06/05/2020 0.336% 06/01/2021		06367BMN6	50,000,000.00	A-1	P-1	06/04/20	06/05/20	50,000,000.00	0.42	28,466.57	50,000,000.00	50,025,100.00



Managed Account Detail of Securities Held

For the Month Ending **October 31, 2020**

SAN BERNARDINO COUNTY - 76990800

Security Type/Description	Dated Date/Coupon/Maturity	CUSIP	Par	S&P Rating	Moody's Rating	Trade Date	Settle Date	Original Cost	YTM at Cost	Accrued Interest	Amortized Cost	Market Value
Certificate of Deposit												
BANK OF MONTREAL CHICAGO CERT DEPOS DTD 08/25/2020 0.220% 06/02/2021	06367BRX9	50,000,000.00	A-1	P-1	08/24/20	08/25/20	50,000,000.00	0.22	20,777.78	50,000,000.00	49,973,137.40	
SVENSKA HANDELSBANKEN NY CERT DEPOS DTD 07/15/2020 0.330% 07/01/2021	86959RHV5	50,000,000.00	A-1+	P-1	07/14/20	07/15/20	50,000,000.00	0.33	49,958.33	50,000,000.00	50,006,660.75	
NORDEA BANK AB NEW YORK CERT DEPOS DTD 07/17/2020 0.290% 07/01/2021	65558TC94	50,000,000.00	A-1+	P-1	07/16/20	07/17/20	50,000,000.00	0.29	43,097.22	50,000,000.00	49,993,147.75	
ROYAL BANK OF CANADA NY CERT DEPOS DTD 09/29/2020 0.200% 07/01/2021	78012UXY6	50,000,000.00	A-1+	P-1	09/29/20	09/29/20	50,000,000.00	0.20	9,166.67	50,000,000.00	49,962,782.30	
SVENSKA HANDELSBANKEN NY CERT DEPOS DTD 10/01/2020 0.225% 07/01/2021	86959RKN9	50,000,000.00	A-1+	P-1	10/01/20	10/01/20	50,001,892.68	0.22	9,687.50	50,001,677.76	49,971,235.80	
BANK OF AMERICA NA CERT DEPOS DTD 10/09/2020 0.200% 07/01/2021	06052TM23	50,000,000.00	A-1	P-1	10/08/20	10/09/20	50,000,000.00	0.20	6,388.89	50,000,000.00	49,962,788.10	
BANK OF NOVA SCOTIA HOUSTON CERT DEPOS DTD 07/15/2020 0.350% 07/01/2021	06417MKL8	100,000,000.00	A-1	P-1	07/14/20	07/15/20	100,000,000.00	0.35	105,972.22	100,000,000.00	100,026,836.10	
TORONTO DOMINION BANK NY CERT DEPOS DTD 10/07/2020 0.430% 08/02/2021	89114NN27	35,000,000.00	A-1+	P-1	10/06/20	10/07/20	35,052,132.50	0.25	10,451.39	35,047,773.60	35,029,420.90	
BANK OF MONTREAL CHI FLOATING CERT DEPOS DTD 08/28/2020 0.239% 08/02/2021	06367BSQ3	50,000,000.00	A-1	P-1	08/26/20	08/28/20	50,000,000.00	0.25	9,927.15	50,000,000.00	49,997,550.00	
ROYAL BANK OF CANADA NY CERT DEPOS DTD 10/01/2020 0.210% 08/02/2021	78012UYE9	50,000,000.00	A-1+	P-1	10/01/20	10/01/20	50,000,000.00	0.21	9,041.67	50,000,000.00	49,957,915.80	
Security Type Sub-Total		1,535,000,000.00					1,535,054,025.18	0.38	2,486,879.85	1,535,049,451.36	1,535,407,579.86	

Bank Note

WELLS FARGO BANK NA BANK NOTE DTD 01/23/2018 2.600% 01/15/2021	94988J5N3	10,000,000.00	A+	Aa2	08/12/19	08/13/19	10,073,800.00	2.07	76,555.56	10,010,623.80	10,046,850.00
---	-----------	---------------	----	-----	----------	----------	---------------	------	-----------	---------------	---------------



Managed Account Detail of Securities Held

For the Month Ending **October 31, 2020**

SAN BERNARDINO COUNTY - 76990800

Security Type/Description Dated Date/Coupon/Maturity	CUSIP	Par	S&P Rating	Moody's Rating	Trade Date	Settle Date	Original Cost	YTM at Cost	Accrued Interest	Amortized Cost	Market Value
Bank Note											
US BANK NA CINCINNATI CALLABLE BANK NOTE DTD 04/26/2018 3.150% 04/26/2021	90331HNP4	15,000,000.00	AA-	A1	04/24/18	04/26/18	14,999,100.00	3.15	6,562.50	14,999,855.47	15,180,630.00
US BANK BANK NOTE (CALLABLE) DTD 11/16/2018 3.450% 11/16/2021	90331HNX7	10,000,000.00	AA-	A1	11/13/18	11/16/18	9,986,200.00	3.50	158,125.00	9,995,215.33	10,307,660.00
US BANK NA CINCINNATI BKNT (CALLABLE) DTD 01/21/2020 1.800% 01/21/2022	90331HPJ6	8,000,000.00	AA-	A1	01/17/20	01/21/20	7,997,200.00	1.82	40,000.00	7,998,291.66	8,139,240.00
US BANK NA CINCINNATI (CALLABLE) CORP NT DTD 05/23/2019 2.650% 05/23/2022	90331HPC1	7,000,000.00	AA-	A1	05/21/19	05/23/19	6,992,580.00	2.69	81,413.89	6,996,154.60	7,244,629.00
WELLS FARGO BANK NA CALLABLE BANK NOTE DTD 09/11/2019 2.082% 09/09/2022	94988J6A0	20,000,000.00	A+	Aa2	09/04/19	09/11/19	20,000,000.00	2.08	60,146.67	20,000,000.00	20,273,180.00
Security Type Sub-Total		70,000,000.00					70,048,880.00	2.55	422,803.62	70,000,140.86	71,192,189.00
Asset-Backed Security											
HAROT 2019-1 A2 DTD 02/27/2019 2.750% 09/20/2021	43814WAB1	553,465.16	AAA	NR	02/19/19	02/27/19	553,429.51	2.75	549.62	553,452.86	554,312.96
TAOT 2019-A A2A DTD 02/13/2019 2.830% 10/15/2021	89239AAB9	194,975.08	AAA	Aaa	02/05/19	02/13/19	194,957.37	2.83	245.24	194,968.76	195,145.57
JDOT 2019-A A2 DTD 03/13/2019 2.850% 12/15/2021	47789JAB2	331,729.83	NR	Aaa	03/05/19	03/13/19	331,714.70	2.85	420.19	331,723.69	331,999.99
MBALT 2019-B A2 DTD 11/20/2019 2.010% 12/15/2021	58769QAB7	1,468,905.54	AAA	NR	11/13/19	11/20/19	1,468,828.28	2.01	1,312.22	1,468,863.74	1,473,683.60
HAROT 2019-2 A2 DTD 05/29/2019 2.570% 12/21/2021	43815MAB2	3,113,566.80	NR	Aaa	05/21/19	05/29/19	3,113,561.82	2.57	2,222.74	3,113,564.59	3,124,223.61
TAOT 2019-B A2A DTD 05/08/2019 2.590% 02/15/2022	89239JAB0	3,197,821.77	AAA	Aaa	04/30/19	05/08/19	3,197,787.23	2.59	3,681.05	3,197,805.73	3,207,394.77



Managed Account Detail of Securities Held

For the Month Ending **October 31, 2020**

SAN BERNARDINO COUNTY - 76990800

Security Type/Description Dated Date/Coupon/Maturity	CUSIP	Par	S&P Rating	Moody's Rating	Trade Date	Settle Date	Original Cost	YTM at Cost	Accrued Interest	Amortized Cost	Market Value
Asset-Backed Security											
MBALT 2020-A A2 DTD 01/29/2020 1.820% 03/15/2022	58770FAB8	2,165,365.35	AAA	Aaa	01/21/20	01/29/20	2,165,276.35	1.82	8,319.81	2,165,308.12	2,173,929.80
TAOT 2019-C A2A DTD 08/14/2019 2.000% 04/15/2022	89238UAB6	1,881,580.82	AAA	Aaa	08/06/19	08/14/19	1,881,493.33	2.00	1,672.52	1,881,533.26	1,888,786.71
HAROT 2019-3 A2 DTD 08/27/2019 1.900% 04/15/2022	43815NAB0	2,409,500.69	AAA	Aaa	08/21/19	08/27/19	2,409,332.03	1.90	2,034.69	2,409,407.77	2,420,084.42
JOHN DEERE OWNER TRUST DTD 07/24/2019 2.280% 05/16/2022	477870AB5	1,892,529.60	NR	Aaa	07/16/19	07/24/19	1,892,522.41	2.28	1,797.90	1,892,525.67	1,899,868.83
MBART 2019-1 A2A DTD 09/25/2019 2.040% 06/15/2022	58769TAB1	3,240,766.39	AAA	Aaa	09/18/19	09/25/19	3,240,456.57	2.04	2,938.29	3,240,582.18	3,257,888.66
HAROT 2019-4 A2 DTD 11/26/2019 1.860% 06/20/2022	43813VAB4	6,075,640.40	AAA	NR	11/19/19	11/26/19	6,075,264.92	1.86	4,080.81	6,075,401.57	6,115,759.68
HART 2019-B A2 DTD 11/06/2019 1.930% 07/15/2022	44891JAB4	1,420,127.78	AAA	NR	10/29/19	11/06/19	1,420,039.87	1.93	1,218.15	1,420,072.19	1,427,174.88
TAOT 2019-D A2 DTD 11/13/2019 1.920% 07/15/2022	89233MAB9	4,661,470.10	AAA	Aaa	11/06/19	11/13/19	4,661,125.62	1.92	3,977.79	4,661,250.69	4,688,253.97
MBALT 2019-B A3 DTD 11/20/2019 2.000% 10/17/2022	58769OAC5	2,500,000.00	AAA	NR	11/13/19	11/20/19	2,499,602.50	2.01	2,222.22	2,499,732.38	2,536,138.00
HAROT 2020-1 A2 DTD 02/26/2020 1.630% 10/21/2022	43813RAB3	8,004,725.82	NR	Aaa	02/19/20	02/26/20	8,003,914.94	1.63	3,624.36	8,004,123.52	8,062,374.25
TAOT 2020-A A2 DTD 02/12/2020 1.670% 11/15/2022	89232HAB1	10,775,157.24	AAA	Aaa	02/04/20	02/12/20	10,775,024.71	1.67	7,997.56	10,775,059.32	10,844,855.27
MBALT 2020-A A3 DTD 01/29/2020 1.840% 12/15/2022	58770FAC6	5,000,000.00	AAA	Aaa	01/21/20	01/29/20	4,999,341.00	1.84	4,088.89	4,999,514.69	5,076,532.50
JOHN DEERE OWNER TRUST OTHER ABS DTD 03/11/2020 1.010% 01/15/2023	47789KAB9	4,500,000.00	NR	Aaa	03/04/20	03/11/20	4,499,681.85	1.01	2,020.00	4,499,753.74	4,517,409.60
HAROT 2019-1 A3 DTD 02/27/2019 2.830% 03/20/2023	43814WAC9	4,000,000.00	AAA	NR	02/19/19	02/27/19	3,999,892.80	2.83	4,087.78	3,999,937.14	4,079,762.80



Managed Account Detail of Securities Held

For the Month Ending **October 31, 2020**

SAN BERNARDINO COUNTY - 76990800

Security Type/Description	CUSIP	Par	S&P Rating	Moody's Rating	Trade Date	Settle Date	Original Cost	YTM at Cost	Accrued Interest	Amortized Cost	Market Value
Asset-Backed Security											
HAROT 2019-2 A3 DTD 05/29/2019 2.520% 06/21/2023	43815MAC0	8,500,000.00	NR	Aaa	05/21/19	05/29/19	8,499,682.95	2.52	5,950.00	8,499,794.47	8,684,960.00
JDOT 2019-A A3 DTD 03/13/2019 2.910% 07/15/2023	47789JAD8	4,500,000.00	NR	Aaa	03/05/19	03/13/19	4,499,446.95	2.91	5,820.00	4,499,655.96	4,591,215.00
TAOT 2019-A A3 DTD 02/13/2019 2.910% 07/15/2023	89239AAD5	8,000,000.00	AAA	Aaa	02/05/19	02/13/19	7,998,542.40	2.91	10,346.67	7,999,108.99	8,161,172.80
HAROT 2019-3 A3 DTD 08/27/2019 1.780% 08/15/2023	43815NAC8	4,750,000.00	AAA	Aaa	08/21/19	08/27/19	4,749,960.58	1.78	3,757.78	4,749,972.33	4,835,033.55
TAOT 2019-B A3 DTD 05/08/2019 2.570% 08/15/2023	89239JAD6	5,000,000.00	AAA	Aaa	04/30/19	05/08/19	4,999,202.50	2.57	5,711.11	4,999,480.09	5,110,638.00
TAOT 2019-C A3 DTD 08/14/2019 1.910% 09/15/2023	89238UAD2	5,000,000.00	AAA	Aaa	08/06/19	08/14/19	4,999,959.00	1.91	4,244.44	4,999,971.22	5,090,554.50
BAACT 2018-A2 A2 DTD 05/17/2018 3.000% 09/15/2023	05522RCZ9	10,000,000.00	AAA	Aaa	09/30/19	10/02/19	10,170,312.50	2.55	13,333.33	10,123,606.30	10,124,941.00
JDOT 2019-B A3 DTD 07/24/2019 2.210% 12/15/2023	477870AC3	2,500,000.00	NR	Aaa	07/16/19	07/24/19	2,499,469.25	2.22	2,455.56	2,499,623.35	2,554,978.50
TAOT 2019-D A3 DTD 11/13/2019 1.920% 01/16/2024	89233MAD5	4,500,000.00	AAA	Aaa	11/06/19	11/13/19	4,499,675.10	1.92	3,840.00	4,499,750.52	4,597,853.40
HAROT 2019-4 A3 DTD 11/26/2019 1.830% 01/18/2024	43813VAC2	9,000,000.00	AAA	NR	11/19/19	11/26/19	8,998,396.20	1.83	5,947.50	8,998,757.43	9,195,372.00
HART 2019-B A3 DTD 11/06/2019 1.940% 02/15/2024	44891JAC2	3,750,000.00	AAA	NR	10/29/19	11/06/19	3,749,827.13	1.94	3,233.33	3,749,867.08	3,829,669.88
MBART 2019-1 A3 DTD 09/25/2019 1.930% 03/15/2024	58769TAD7	7,000,000.00	AAA	Aaa	09/18/19	09/25/19	6,999,036.10	1.93	6,004.44	6,999,273.98	7,146,911.10
HAROT 2020-1 A3 DTD 02/26/2020 1.610% 04/22/2024	43813RAC1	10,000,000.00	NR	Aaa	02/19/20	02/26/20	9,998,040.00	1.61	4,472.22	9,998,361.71	10,237,489.00
TAOT 2020-A A3 DTD 02/12/2020 1.660% 05/15/2024	89232HAC9	15,000,000.00	AAA	Aaa	02/04/20	02/12/20	14,998,917.00	1.66	11,066.67	14,999,100.29	15,324,282.00



Managed Account Detail of Securities Held

For the Month Ending **October 31, 2020**

SAN BERNARDINO COUNTY - 76990800

Security Type/Description Dated Date/Coupon/Maturity	CUSIP	Par	S&P Rating	Moody's Rating	Trade Date	Settle Date	Original Cost	YTM at Cost	Accrued Interest	Amortized Cost	Market Value
Asset-Backed Security											
JOHN DEERE OWNER TRUST DTD 03/11/2020 1.100% 08/15/2024	47789KAC7	5,000,000.00	NR	Aaa	03/04/20	03/11/20	4,999,694.50	1.10	2,444.44	4,999,738.87	5,061,182.50
CHAIT 2012-A7 A7 DTD 10/09/2012 2.160% 09/15/2024	161571FQ2	10,000,000.00	AAA	NR	09/17/19	09/18/19	10,060,156.25	2.03	9,600.00	10,046,634.29	10,357,825.00
CHAIT 2020-A1 A1 DTD 02/18/2020 1.530% 01/15/2025	161571HP2	8,000,000.00	AAA	NR	02/10/20	02/18/20	7,998,167.20	1.53	5,440.00	7,998,429.90	8,211,227.20
Security Type Sub-Total		187,887,328.37					188,101,733.42	1.99	162,179.32	188,045,708.39	190,990,885.30
Managed Account Sub-Total		8,607,212,328.37					8,599,340,480.99	1.06	21,983,764.39	8,606,991,805.74	8,727,350,683.38
Securities Sub-Total		\$8,607,212,328.37					\$8,599,340,480.99	1.06%	\$21,983,764.39	\$8,606,991,805.74	\$8,727,350,683.38
Accrued Interest											\$21,983,764.39
Total Investments											\$8,749,334,447.77



Managed Account Fair Market Value & Analytics

For the Month Ending **October 31, 2020**

SAN BERNARDINO COUNTY - 76990800

Security Type/Description Dated Date/Coupon/Maturity	CUSIP	Par	Broker	Next Call Date	Market Price	Market Value	Unreal G/L On Cost	Unreal G/L Amort Cost	Effective Duration	YTM at Mkt
U.S. Treasury Bond / Note										
US TREASURY NOTES DTD 11/30/2015 1.625% 11/30/2020	912828M98	25,000,000.00	BARCLAYS		100.11	25,027,345.00	271,485.62	32,261.72	0.09	0.29
US TREASURY N/B NOTES DTD 02/15/2018 2.250% 02/15/2021	9128283X6	50,000,000.00	INTC		100.61	50,304,690.00	517,580.62	336,927.72	0.29	0.15
US TREASURY N/B NOTES DTD 02/15/2018 2.250% 02/15/2021	9128283X6	75,000,000.00	FTN		100.61	75,457,035.00	533,206.87	468,702.95	0.29	0.15
US TREASURY NOTES DTD 02/29/2016 1.125% 02/28/2021	912828P87	25,000,000.00	BARCLAYS		100.33	25,082,030.00	708,006.56	144,838.78	0.33	0.13
US TREASURY NOTES DTD 05/31/2016 1.375% 05/31/2021	912828R77	25,000,000.00	RBC CAP		100.72	25,179,687.50	844,726.56	266,199.98	0.58	0.14
US TREASURY NOTES DTD 05/31/2014 2.000% 05/31/2021	912828WN6	50,000,000.00	BARCLAYS		101.08	50,539,060.00	91,794.37	481,445.20	0.58	0.15
US TREASURY NOTES DTD 07/31/2014 2.250% 07/31/2021	912828WY2	100,000,000.00	MORGANST		101.58	101,578,120.00	1,652,338.75	1,602,649.16	0.75	0.14
US TREASURY NOTES DTD 09/30/2016 1.125% 09/30/2021	912828T34	25,000,000.00	MIZUHO		100.89	25,222,655.00	1,024,412.81	413,358.82	0.91	0.15
US TREASURY NOTES DTD 12/01/2014 1.875% 11/30/2021	912828G53	25,000,000.00	BMO		101.86	25,464,845.00	730,470.00	522,826.30	1.07	0.15
US TREASURY NOTES DTD 02/02/2015 1.500% 01/31/2022	912828H86	50,000,000.00	TD SEC U		101.67	50,835,940.00	2,056,643.12	1,143,476.26	1.24	0.16
US TREASURY N/B NOTES DTD 02/28/2017 1.875% 02/28/2022	912828W55	25,000,000.00	CITIGRP		102.28	25,570,312.50	747,070.31	625,470.97	1.32	0.16
US TREASURY NOTES DTD 07/31/2017 1.875% 07/31/2022	9128282P4	100,000,000.00	RBC		102.98	102,984,380.00	4,238,286.25	3,656,718.62	1.73	0.17
US TREASURY N/B NOTES DTD 11/02/2015 1.875% 10/31/2022	912828M49	25,000,000.00	BMO_DIR		103.41	25,851,562.50	1,112,304.69	957,398.28	1.96	0.17
US TREASURY N/B NOTES DTD 05/31/2016 1.625% 05/31/2023	912828R69	50,000,000.00	DEUTSCHE		103.70	51,851,560.00	3,193,356.87	2,685,530.18	2.53	0.19
US TREASURY NOTES DTD 06/30/2016 1.375% 06/30/2023	912828S35	25,000,000.00	MIZUHO		103.16	25,789,062.50	1,087,890.62	1,007,887.62	2.62	0.19
US TREASURY NOTES DTD 06/30/2016 1.375% 06/30/2023	912828S35	50,000,000.00	WELLSFAR		103.16	51,578,125.00	3,455,078.12	2,755,464.46	2.62	0.19
US TREASURY N/B NOTES DTD 07/02/2018 2.625% 06/30/2023	9128284U1	50,000,000.00	SOC GEN		106.47	53,234,375.00	2,599,609.37	2,835,179.78	2.58	0.19



Managed Account Fair Market Value & Analytics

For the Month Ending **October 31, 2020**

SAN BERNARDINO COUNTY - 76990800

Security Type/Description Dated Date/Coupon/Maturity	CUSIP	Par	Broker	Next Call Date	Market Price	Market Value	Unreal G/L On Cost	Unreal G/L Amort Cost	Effective Duration	YTM at Mkt
U.S. Treasury Bond / Note										
US TREASURY NOTES DTD 06/30/2016 1.375% 06/30/2023	912828S35	100,000,000.00	SOC GEN		103.16	103,156,250.00	7,121,093.75	5,662,671.41	2.62	0.19
US TREASURY NOTES DTD 08/01/2016 1.250% 07/31/2023	912828S92	100,000,000.00	BNP		102.89	102,890,620.00	6,624,995.00	5,249,916.19	2.71	0.20
US TREASURY NOTES DTD 08/31/2016 1.375% 08/31/2023	912828D1	100,000,000.00	MORGANST		103.33	103,328,120.00	6,765,620.00	5,525,482.31	2.78	0.20
US TREASURY NOTES DTD 05/15/2014 2.500% 05/15/2024	912828WJ5	50,000,000.00	BNP		107.92	53,960,940.00	1,898,440.00	2,383,518.50	3.38	0.25
US TREASURY NOTES DTD 05/15/2014 2.500% 05/15/2024	912828WJ5	50,000,000.00	WELLSFAR		107.92	53,960,940.00	2,349,611.87	2,662,422.76	3.38	0.25
US TREASURY N/B NOTES DTD 06/30/2017 2.000% 06/30/2024	912828XX3	50,000,000.00	DAIWA		106.33	53,164,060.00	2,277,341.25	2,482,321.66	3.54	0.26
US TREASURY N/B NOTES DTD 06/30/2017 2.000% 06/30/2024	912828XX3	50,000,000.00	MORGANST		106.33	53,164,060.00	2,146,481.87	2,365,174.53	3.54	0.26
US TREASURY N/B NOTES DTD 06/30/2017 2.000% 06/30/2024	912828XX3	50,000,000.00	RBC		106.33	53,164,060.00	2,228,513.12	2,428,279.89	3.54	0.26
UNITED STATES TREASURY NOTES DTD 06/30/2019 1.750% 06/30/2024	9128286Z8	50,000,000.00	MORGANST		105.42	52,710,940.00	2,537,111.87	2,571,103.53	3.55	0.26
US TREASURY N/B DTD 07/31/2017 2.125% 07/31/2024	912828N9	50,000,000.00	TOR DOM		106.92	53,460,940.00	1,986,330.62	2,311,500.89	3.61	0.27
US TREASURY N/B DTD 02/17/2015 2.000% 02/15/2025	912828J27	50,000,000.00	MIZUHO		107.14	53,570,310.00	2,994,138.12	3,091,084.24	4.13	0.32
US TREASURY NOTES DTD 05/15/2015 2.125% 05/15/2025	912828XB1	50,000,000.00	BMO		108.00	54,000,000.00	2,890,625.00	3,073,562.78	4.32	0.35
Security Type Sub-Total		1,525,000,000.00				1,582,082,025.00	66,684,563.98	59,743,375.49	2.28	0.21

Supra-National Agency Bond / Note										
INTERNATIONAL FINANCE CORPORATION NOTE DTD 01/25/2018 2.250% 01/25/2021	45950KCM0	25,000,000.00	BK AMER		100.32	25,079,750.00	153,250.00	85,450.27	0.24	0.89
INTER-AMERICAN DEVELOPMENT BANK NOTE DTD 04/19/2018 2.625% 04/19/2021	4581X0DB1	50,000,000.00	CITIGRP		101.10	50,549,950.00	659,950.00	566,911.68	0.47	0.28



Managed Account Fair Market Value & Analytics

For the Month Ending **October 31, 2020**

SAN BERNARDINO COUNTY - 76990800

Security Type/Description	Dated Date/Coupon/Maturity	CUSIP	Par	Broker	Next Call Date	Market Price	Market Value	Unreal G/L On Cost	Unreal G/L Amort Cost	Effective Duration	YTM at Mkt
Supra-National Agency Bond / Note											
INTL BANK OF RECONSTRUCTION AND DEV NOTE	DTD 07/25/2018 2.750% 07/23/2021	459058GH0	50,000,000.00	MORGANST		101.82	50,909,800.00	1,026,800.00	938,034.00	0.72	0.26
INTL BANK OF RECON AND DEV GLOBAL NOTES	DTD 12/13/2017 2.125% 12/13/2021	459058GF4	20,000,000.00	DEUTSCHE		102.11	20,421,200.00	466,200.00	433,735.93	1.10	0.24
INTER-AMERICAN DEVELOPMENT BANK NOTE	DTD 09/26/2018 3.000% 09/26/2022	4581X0DD7	25,000,000.00	JPMCHASE		105.23	26,307,050.00	1,363,050.00	1,333,650.96	1.86	0.25
INTER-AMERICAN DEVEL BK CORPORATE NOTES	DTD 04/24/2020 0.500% 05/24/2023	4581X0DM7	20,000,000.00	RBC CAP		100.51	20,102,180.00	108,980.00	107,825.51	2.55	0.30
INTER-AMERICAN DEVELOPMENT BANK NOTE	DTD 10/04/2013 3.000% 10/04/2023	4581X0CC0	25,000,000.00	BMO		107.78	26,945,800.00	1,465,800.00	1,636,897.71	2.82	0.33
INTL BANK OF RECON AND DEV SN (FLOATER)	DTD 06/16/2020 0.500% 06/17/2024	45906M2B6	10,000,000.00	BMO		99.00	9,899,750.00	(100,250.00)	(100,250.00)	0.00	0.48
Security Type Sub-Total			225,000,000.00				230,215,480.00	5,143,780.00	5,002,256.06	1.15	0.35
Repurchase Agreement											
CANTOR FITZGERALD REPO AGRMT	DTD 10/30/2020 0.060% 11/02/2020	RE1332668	50,000,000.00	DIRECT		100.00	49,999,833.30	(166.70)	(166.70)	0.01	0.12
CANTOR FITZGERALD REPO AGRMT	DTD 10/28/2020 0.070% 11/04/2020	RE1332692	50,000,000.00	DIRECT		100.00	49,999,791.65	(208.35)	(208.35)	0.01	0.11
Security Type Sub-Total			100,000,000.00				99,999,624.95	(375.05)	(375.05)	0.01	0.12
NOW Account											
BANK OF THE WEST MONEY MARKET FUND		BKOFWEST7	75,000,000.00	DIRECT		1.00	75,000,000.00	0.00	0.00	0.00	0.25
BANK OF THE WEST MONEY MARKET FUND		BKOFWEST7	125,000,000.00			1.00	125,000,000.00	0.00	0.00	0.00	0.25
Security Type Sub-Total			200,000,000.00				200,000,000.00	0.00	0.00	0.00	0.25



Managed Account Fair Market Value & Analytics

For the Month Ending **October 31, 2020**

SAN BERNARDINO COUNTY - 76990800

Security Type/Description Dated Date/Coupon/Maturity	CUSIP	Par	Broker	Next Call Date	Market Price	Market Value	Unreal G/L On Cost	Unreal G/L Amort Cost	Effective Duration	YTM at Mkt
Money Market Mutual Fund										
FIDELITY GOV'T MM FUND 2642	31607A703	154,000,000.00			1.00	154,000,000.00	0.00	0.00	0.00	0.01
FEDERATED GOVT OBLIGATIONS FUND	608919718	168,000,000.00			1.00	168,000,000.00	0.00	0.00	0.00	0.01
Security Type Sub-Total		322,000,000.00				322,000,000.00	0.00	0.00	0.00	0.01
Joint Powers Authority										
CALIFORNIA ASSET MANAGEMENT PROGRAM	CAMPMF025	18,000,000.00	DIRECT		1.00	18,000,000.00	0.00	0.00	0.00	0.15
CALIFORNIA ASSET MANAGEMENT PROGRAM	CAMPMF025	36,000,000.00			1.00	36,000,000.00	0.00	0.00	0.00	0.15
CALIFORNIA ASSET MANAGEMENT PROGRAM	CAMPMF025	46,000,000.00			1.00	46,000,000.00	0.00	0.00	0.00	0.15
CALIFORNIA ASSET MANAGEMENT PROGRAM	CAMPMF025	75,000,000.00	DIRECT		1.00	75,000,000.00	0.00	0.00	0.00	0.15
CALIFORNIA ASSET MANAGEMENT PROGRAM	CAMPMF025	200,000,000.00			1.00	200,000,000.00	0.00	0.00	0.00	0.15
Security Type Sub-Total		375,000,000.00				375,000,000.00	0.00	0.00	0.00	0.15
Federally Insured Cash Account										
STONECASTLE FICA	FICAMF003	50,000,000.00			1.00	50,000,000.00	0.00	0.00	0.00	0.10
Security Type Sub-Total		50,000,000.00				50,000,000.00	0.00	0.00	0.00	0.10
Federal Agency Bond / Note										
FHLMC NOTES DTD 11/15/2017 1.875% 11/17/2020	3137EAEK1	50,000,000.00	CITI		100.07	50,036,400.00	84,400.00	37,099.45	0.05	0.33
FREDDIE MAC NOTES DTD 02/16/2018 2.375% 02/16/2021	3137EAEL9	50,000,000.00	BARCLAYS		100.65	50,326,650.00	458,650.00	339,536.86	0.29	0.15
FANNIE MAE NOTES DTD 04/13/2018 2.500% 04/13/2021	3135G0U27	50,000,000.00	BARCLAYS		101.07	50,533,650.00	608,150.00	544,729.84	0.45	0.14
FEDERAL FARM CREDIT BANK NOTES DTD 11/26/2018 2.875% 05/26/2021	3133EJW70	25,000,000.00	DEUTSCHE		101.56	25,390,000.00	434,250.00	400,006.04	0.57	0.15



Managed Account Fair Market Value & Analytics

For the Month Ending **October 31, 2020**

SAN BERNARDINO COUNTY - 76990800

Security Type/Description Dated Date/Coupon/Maturity	CUSIP	Par	Broker	Next Call Date	Market Price	Market Value	Unreal G/L On Cost	Unreal G/L Amort Cost	Effective Duration	YTM at Mkt
Federal Agency Bond / Note										
FEDERAL FARM CREDIT BANK NOTES DTD 11/26/2018 2.875% 05/26/2021	3133EJW70	50,000,000.00	MIZUHO		101.56	50,780,000.00	814,000.00	787,679.82	0.57	0.15
FANNIE MAE NOTES DTD 06/25/2018 2.750% 06/22/2021	3135G0U35	75,000,000.00	TD SEC U		101.68	76,259,250.00	1,276,500.00	1,262,927.26	0.64	0.14
FHLB NOTES DTD 03/05/2012 2.375% 09/10/2021	313378JP7	20,000,000.00	MIZUHO		101.92	20,383,760.00	62,160.00	248,098.54	0.86	0.14
FEDERAL HOME LOAN BANKS NOTES DTD 10/12/2018 3.000% 10/12/2021	3130AF5B9	50,000,000.00	BARCLAYS		102.69	51,346,100.00	1,378,600.00	1,356,330.38	0.94	0.16
FEDERAL HOME LOAN BANKS NOTES DTD 11/08/2019 1.625% 11/19/2021	3130AHJY0	30,000,000.00	WELLSFAR		101.55	30,463,980.00	515,280.00	490,459.65	1.04	0.15
FEDERAL HOME LOAN BANKS NOTES DTD 12/20/2019 1.625% 12/20/2021	3130AHSR5	22,500,000.00	BARCLAYS		101.66	22,873,995.00	398,295.00	387,757.24	1.13	0.16
FANNIE MAE NOTES DTD 01/11/2019 2.625% 01/11/2022	3135G0U92	60,000,000.00	TD		102.94	61,762,620.00	1,805,820.00	1,779,805.40	1.18	0.17
FEDERAL FARM CREDIT BANK NOTES DTD 01/18/2019 2.600% 01/18/2022	3133EJ5P0	50,000,000.00	FTN		102.97	51,483,900.00	1,526,400.00	1,501,078.38	1.20	0.16
FANNIE MAE NOTES DTD 04/12/2019 2.250% 04/12/2022	3135G0V59	75,000,000.00	BARCLAYS		103.00	77,253,525.00	2,499,525.00	2,371,811.50	1.43	0.17
FEDERAL FARM CREDIT BANK NOTES DTD 05/06/2020 0.250% 05/06/2022	3133ELYR9	100,000,000.00	JPMCHAS		100.13	100,126,100.00	253,100.00	221,958.90	1.51	0.17
FEDERAL HOME LOAN BANK DTD 06/01/2012 2.125% 06/10/2022	313379O69	25,000,000.00	WELLSFAR		103.12	25,780,675.00	624,175.00	694,157.08	1.58	0.18
FFCB NOTES DTD 12/16/2019 1.630% 06/15/2022	3133ELDK7	40,000,000.00	INCAPITA		102.35	40,939,840.00	941,959.20	941,213.30	1.60	0.18
FREDDIE MAC NOTES DTD 07/23/2020 0.125% 07/25/2022	3137EAET2	25,000,000.00	WELLS_F		99.91	24,977,800.00	34,300.00	26,504.23	1.73	0.18
FANNIE MAE NOTES DTD 09/06/2019 1.375% 09/06/2022	3135G0W33	75,000,000.00	BARCLAYS		102.19	76,640,625.00	1,901,625.00	1,801,130.47	1.83	0.19
FEDERAL HOME LOAN BANKS NOTES DTD 08/13/2012 2.000% 09/09/2022	313380GJ0	10,000,000.00	WELLSFAR		103.35	10,335,270.00	184,770.00	243,229.80	1.83	0.19
FEDERAL HOME LOAN BANK NOTES DTD 10/22/2020 0.125% 10/21/2022	3130AKDH6	64,000,000.00	CITIGRP		99.85	63,906,432.00	(9,088.00)	(10,246.85)	1.97	0.20



Managed Account Fair Market Value & Analytics

For the Month Ending **October 31, 2020**

SAN BERNARDINO COUNTY - 76990800

Security Type/Description	CUSIP	Par	Broker	Next Call Date	Market Price	Market Value	Unreal G/L On Cost	Unreal G/L Amort Cost	Effective Duration	YTM at Mkt
Federal Agency Bond / Note										
FEDERAL FARM CREDIT BANK NOTES(CALLABLE) DTD 01/24/2020 1.640% 01/24/2023	3133ELJN5	10,000,000.00	OTHER	01/24/22	101.72	10,171,540.00	176,540.00	175,253.50	1.22	0.86
FEDERAL FARM CREDIT BANK NOTES(CALLABLE) DTD 01/24/2020 1.640% 01/24/2023	3133ELJN5	20,000,000.00	DAIWA	01/24/22	101.72	20,343,080.00	353,080.00	350,507.01	1.22	0.86
FEDERAL FARM CREDIT BANK NOTES(CALLABLE) DTD 01/24/2020 1.640% 01/24/2023	3133ELJN5	20,000,000.00	FCSTONE	01/24/22	101.72	20,343,080.00	353,080.00	350,507.01	1.22	0.86
FEDERAL HOME LOAN BANKS NOTES DTD 02/21/2020 1.375% 02/17/2023	3130AJ7E3	50,000,000.00	WELLSFAR		102.64	51,320,050.00	1,412,050.00	1,390,650.73	2.26	0.22
FEDERAL HOME LOAN BANKS NOTES DTD 03/01/2018 2.750% 03/10/2023	3130ADRG9	10,000,000.00	TOR DOM		105.94	10,594,220.00	551,540.00	570,116.04	2.30	0.23
FREDDIE MAC NOTES DTD 04/20/2020 0.375% 04/20/2023	3137EAE08	50,000,000.00	CITIGRP		100.36	50,178,950.00	303,950.00	281,689.73	2.46	0.23
FREDDIE MAC NOTES (CALLABLE) DTD 05/04/2020 0.450% 05/04/2023	3134GVRD2	50,000,000.00	RBC	05/04/21	100.13	50,064,050.00	64,050.00	64,050.00	0.51	0.40
FREDDIE MAC NOTES DTD 05/07/2020 0.375% 05/05/2023	3137EAER6	100,000,000.00	WELLS_F		100.36	100,364,000.00	406,000.00	399,160.11	2.50	0.23
FANNIE MAE NOTES DTD 05/22/2020 0.250% 05/22/2023	3135G04O3	100,000,000.00	CITIGRP		100.05	100,052,500.00	353,500.00	308,693.61	2.55	0.23
FFCB FLOATING NOTES DTD 06/09/2020 0.430% 06/09/2023	3133ELH72	45,000,000.00	LOOP CA		100.53	45,239,670.00	239,670.00	239,670.00	0.00	0.41
FREDDIE MAC NOTES DTD 06/26/2020 0.250% 06/26/2023	3137EAES4	23,000,000.00	TOR DOM		100.03	23,006,440.00	73,600.00	65,749.33	2.65	0.24
FANNIE MAE NOTES DTD 07/10/2020 0.250% 07/10/2023	3135G05G4	50,000,000.00	CITIGRP		100.00	50,000,800.00	108,300.00	97,108.22	2.69	0.25
FEDERAL FARM CREDIT BANKS NOTES DTD 08/14/2019 1.600% 08/14/2023	3133EKZK5	10,000,000.00	WELLSFAR		103.74	10,374,370.00	327,270.00	341,276.22	2.73	0.25
FREDDIE MAC NOTES DTD 08/21/2020 0.250% 08/24/2023	3137EAEV7	45,000,000.00	CITIGRP		100.00	45,000,765.00	46,665.00	43,655.16	2.81	0.25
FREDDIE MAC NOTES DTD 09/04/2020 0.250% 09/08/2023	3137EAEW5	32,000,000.00	WELLS_F		100.00	32,000,544.00	11,104.00	10,546.69	2.85	0.25



Managed Account Fair Market Value & Analytics

For the Month Ending **October 31, 2020**

SAN BERNARDINO COUNTY - 76990800

Security Type/Description Dated Date/Coupon/Maturity	CUSIP	Par	Broker	Next Call Date	Market Price	Market Value	Unreal G/L On Cost	Unreal G/L Amort Cost	Effective Duration	YTM at Mkt
Federal Agency Bond / Note										
FREDDIE MAC NOTES DTD 10/16/2020 0.125% 10/16/2023	3137EAEY1	64,000,000.00	WELLS_F		99.60	63,746,944.00	(14,336.00)	(17,824.15)	2.96	0.26
FANNIE MAE NOTES DTD 02/08/2019 2.500% 02/05/2024	3135G0V34	100,000,000.00	JPM_CHAS		107.16	107,163,700.00	7,535,700.00	7,406,734.56	3.14	0.29
FHLB BONDS DTD 02/15/2019 2.500% 02/13/2024	3130AFW94	50,000,000.00	BARCLAYS		107.21	53,606,150.00	3,783,150.00	3,722,500.33	3.16	0.29
FFCB (CALLABLE) NOTES DTD 03/12/2020 1.050% 03/12/2024	3133ELSL9	30,995,000.00	WELLSFA	03/12/21	100.30	31,089,069.83	94,069.83	94,069.83	3.31	0.96
FFCB (CALLABLE) NOTES DTD 03/12/2020 1.050% 03/12/2024	3133ELSL9	50,000,000.00	CFCO	03/12/21	100.30	50,151,750.00	151,750.00	151,750.00	3.31	0.96
FEDERAL FARM CREDIT BANK NOTES(CALLABLE) DTD 04/22/2020 0.800% 04/22/2024	3133ELXC3	10,000,000.00	CANTFIT	04/22/21	100.28	10,027,600.00	27,600.00	27,600.00	0.48	0.72
FEDERAL FARM CREDIT BANK NOTES(CALLABLE) DTD 04/22/2020 0.800% 04/22/2024	3133ELXC3	10,000,000.00	MIZUHO	04/22/21	100.28	10,027,600.00	27,600.00	27,600.00	0.48	0.72
FEDERAL FARM CREDIT BANK NOTES(CALLABLE) DTD 04/22/2020 0.800% 04/22/2024	3133ELXC3	10,000,000.00	PIPER J	04/22/21	100.28	10,027,600.00	27,600.00	27,600.00	0.48	0.72
FHLMC (CALLABLE) NOTES DTD 04/29/2020 0.570% 04/29/2024	3134GVPP7	25,000,000.00	CANTFIT	04/29/22	100.36	25,089,900.00	89,900.00	89,900.00	1.49	0.47
FHLMC (CALLABLE) NOTES DTD 05/20/2020 0.560% 05/20/2024	3134GVTN8	25,000,000.00	LOOP CA	05/20/21	100.18	25,045,450.00	55,450.00	54,320.64	0.55	0.51
FHLMC (CALLABLE) NOTES DTD 05/20/2020 0.510% 05/20/2024	3134GVUY2	25,000,000.00	WELLS_F	05/20/22	100.25	25,062,025.00	62,025.00	62,025.00	1.55	0.44
FHLMC (CALLABLE) NOTES DTD 05/20/2020 0.590% 05/20/2024	3134GVXD5	25,000,000.00	GREAT P	05/20/21	100.20	25,050,925.00	50,925.00	50,925.00	0.55	0.53
FHLMC (CALLABLE) NOTES DTD 05/20/2020 0.500% 05/20/2024	3134GVXC7	25,000,000.00	INCAPIT	05/20/22	100.26	25,064,475.00	64,475.00	64,475.00	1.55	0.43
FANNIE MAE NOTES DTD 07/08/2019 1.750% 07/02/2024	3135G0V75	25,000,000.00	CITI		105.20	26,299,500.00	1,518,500.00	1,460,621.43	3.56	0.32
FEDERAL HOME LOAN BANK NOTES DTD 08/15/2014 2.875% 09/13/2024	3130A2UW4	25,000,000.00	WELLSFAR		109.63	27,407,575.00	956,825.00	1,279,568.94	3.69	0.37



Managed Account Fair Market Value & Analytics

For the Month Ending **October 31, 2020**

SAN BERNARDINO COUNTY - 76990800

Security Type/Description	Dated Date/Coupon/Maturity	CUSIP	Par	Broker	Next Call Date	Market Price	Market Value	Unreal G/L On Cost	Unreal G/L Amort Cost	Effective Duration	YTM at Mkt
Federal Agency Bond / Note											
FEDERAL HOME LOAN BANK NOTES	DTD 08/15/2014 2.875% 09/13/2024	3130A2UW4	25,000,000.00	MORGANST		109.63	27,407,575.00	974,250.00	1,291,888.73	3.69	0.37
FANNIE MAE NOTES	DTD 10/18/2019 1.625% 10/15/2024	3135G0W66	25,000,000.00	CITI		104.91	26,227,200.00	1,269,950.00	1,261,043.75	3.85	0.37
FEDERAL HOME LOAN BANK NOTES	DTD 11/06/2014 2.750% 12/13/2024	3130A3GE8	10,000,000.00	JEFFERIE		109.44	10,943,800.00	428,170.00	521,461.10	3.90	0.44
FEDERAL HOME LOAN BANK NOTES	DTD 11/06/2014 2.750% 12/13/2024	3130A3GE8	25,000,000.00	INTL_FCS		109.44	27,359,500.00	975,000.00	1,225,492.64	3.90	0.44
FEDERAL HOME LOAN BANK NOTES	DTD 11/06/2014 2.750% 12/13/2024	3130A3GE8	25,000,000.00	WELLSFAR		109.44	27,359,500.00	1,072,000.00	1,304,942.78	3.90	0.44
FANNIE MAE NOTES	DTD 01/10/2020 1.625% 01/07/2025	3135G0X24	75,000,000.00	BARCLAYS		104.93	78,700,350.00	3,939,600.00	3,900,774.34	4.05	0.43
FREDDIE MAC NOTES	DTD 02/14/2020 1.500% 02/12/2025	3137EAEP0	50,000,000.00	WELLSFAR		104.43	52,215,750.00	2,254,250.00	2,248,743.97	4.16	0.45
FEDERAL HOME LOAN BANKS NOTES	DTD 02/17/2015 2.375% 03/14/2025	3130A4CH3	25,840,000.00	DAIWA		108.26	27,973,479.60	1,315,385.20	1,456,054.94	4.18	0.47
FANNIE MAE NOTES	DTD 04/24/2020 0.625% 04/22/2025	3135G03U5	50,000,000.00	CITIGRP		100.81	50,403,000.00	506,000.00	495,214.36	4.42	0.44
FHLMC (CALLABLE) NOTES	DTD 05/06/2020 0.700% 05/06/2025	3134GVPR3	25,000,000.00	PIPER J	05/06/22	100.39	25,096,450.00	96,450.00	96,450.00	1.51	0.61
FANNIE MAE NOTES	DTD 06/19/2020 0.500% 06/17/2025	3135G04Z3	50,000,000.00	WELLS_F		100.03	50,016,450.00	119,950.00	112,289.64	4.58	0.49
FREDDIE MAC NOTES	DTD 07/23/2020 0.375% 07/21/2025	3137EAEU9	45,000,000.00	WELLS_F		99.40	44,732,115.00	(43,785.00)	(56,194.05)	4.68	0.50
FANNIE MAE NOTES	DTD 08/27/2020 0.375% 08/25/2025	3135G05X7	50,000,000.00	BARCLAY		99.30	49,649,150.00	(116,850.00)	(125,317.11)	4.78	0.52
FREDDIE MAC (CALLABLE) NOTES	DTD 09/02/2020 0.550% 09/02/2025	3134GWA22	19,900,000.00	OPCO	09/02/21	99.86	19,871,324.10	(28,675.90)	(28,675.90)	0.84	0.58
FEDERAL HOME LOAN BANK NOTES	DTD 09/11/2020 0.375% 09/04/2025	3130AK5E2	14,000,000.00	WELLS_F		99.53	13,934,578.00	(23,422.00)	(24,599.57)	4.80	0.47
FREDDIE MAC NOTES	DTD 09/25/2020 0.375% 09/23/2025	3137EAEX3	20,000,000.00	CITIGRP		99.29	19,857,440.00	(82,360.00)	(83,581.16)	4.86	0.52
Security Type Sub-Total			2,596,235,000.00				2,647,262,556.53	47,660,416.33	48,211,755.69	2.24	0.32



Managed Account Fair Market Value & Analytics

For the Month Ending **October 31, 2020**

SAN BERNARDINO COUNTY - 76990800

Security Type/Description	CUSIP	Par	Broker	Next Call Date	Market Price	Market Value	Unreal G/L On Cost	Unreal G/L Amort Cost	Effective Duration	YTM at Mkt
Corporate Note										
JOHNSON & JOHNSON CORP NOTE DTD 11/10/2017 1.950% 11/10/2020	478160CH5	3,000,000.00	JPM		100.03	3,001,047.00	4,257.00	1,073.36	0.03	0.69
VISA INC (CALLABLE) CORP NOTES DTD 12/14/2015 2.200% 12/14/2020	92826CAB8	4,550,000.00	MKTX	11/14/20	100.15	4,556,661.20	(3,712.80)	6,112.85	0.04	0.99
EXXON MOBIL CORPORATE (CALLABLE) NOTES DTD 03/03/2016 2.222% 03/01/2021	30231GAV4	5,000,000.00	JPMCHASE	02/01/21	100.48	5,023,905.00	136,555.00	41,282.95	0.25	0.79
EXXON MOBIL CORPORATE (CALLABLE) NOTES DTD 03/03/2016 2.222% 03/01/2021	30231GAV4	9,240,000.00	MKTX	02/01/21	100.48	9,284,176.44	29,022.84	40,061.71	0.25	0.79
JOHN DEERE CAPITAL CORP CORP NOTES DTD 06/07/2019 2.300% 06/07/2021	24422EUV9	10,000,000.00	CITIGRP		101.22	10,121,600.00	128,400.00	123,627.91	0.60	0.28
WAL-MART STORES INC CORP NOTES DTD 06/27/2018 3.125% 06/23/2021	931142EJ8	7,000,000.00	CITIGRP		101.83	7,128,086.00	128,436.00	128,161.00	0.64	0.29
WAL-MART STORES INC CORP NOTES DTD 06/27/2018 3.125% 06/23/2021	931142EJ8	10,000,000.00	JPMCHASE		101.83	10,182,980.00	171,180.00	180,451.43	0.64	0.29
MICROSOFT CORP (CALLABLE) NOTES DTD 08/08/2016 1.550% 08/08/2021	594918BP8	9,800,000.00	LOOP CAP	07/08/21	100.87	9,885,524.60	277,800.60	151,582.61	0.69	0.42
3M COMPANY DTD 09/14/2018 3.000% 09/14/2021	88579YBA8	2,000,000.00	CITI		102.10	2,041,922.00	46,022.00	43,107.86	0.86	0.59
3M COMPANY CORP (CALLABLE) NOTES DTD 09/19/2016 1.625% 09/19/2021	88579YAU5	10,000,000.00	MORGANST	08/19/21	101.11	10,110,700.00	539,500.00	242,575.45	0.80	0.37
TOYOTA MOTOR CREDIT CORP CORP NOTES DTD 10/07/2019 1.800% 10/07/2021	89236TGJ8	15,000,000.00	BK AMER		101.41	15,211,830.00	213,630.00	212,667.21	0.93	0.29
TOYOTA MOTOR CREDIT CORP CORP NOTES DTD 03/18/2019 2.850% 02/18/2022	89236TFU4	10,000,000.00	TOR DOM		100.32	10,032,450.00	32,450.00	32,450.00	1.28	2.59
3M COMPANY BONDS DTD 02/22/2019 2.750% 03/01/2022	88579YBF7	5,000,000.00	MORGANST	02/01/22	103.03	5,151,450.00	153,800.00	152,483.32	1.24	0.47
JOHN DEERE CAPITAL CORP DTD 03/07/2019 2.950% 04/01/2022	24422EUT4	5,000,000.00	BK AMER		103.64	5,182,230.00	184,630.00	183,334.73	1.40	0.37
TOYOTA MOTOR CREDIT CORP DTD 04/12/2019 2.650% 04/12/2022	89236TFX8	10,000,000.00	CITIGRP		103.32	10,332,200.00	338,500.00	335,229.29	1.43	0.35



Managed Account Fair Market Value & Analytics

For the Month Ending **October 31, 2020**

SAN BERNARDINO COUNTY - 76990800

Security Type/Description Dated Date/Coupon/Maturity	CUSIP	Par	Broker	Next Call Date	Market Price	Market Value	Unreal G/L On Cost	Unreal G/L Amort Cost	Effective Duration	YTM at Mkt
Corporate Note										
US BANK NA CINCINNATI FLOATING CORP NOT DTD 05/23/2019 0.696% 05/23/2022	90331HPD9	10,000,000.00	JPMCHAS		100.50	10,049,620.00	115,820.00	100,570.68	0.07	0.69
US BANK NA CINCINNATI FLOATING CORP NOT DTD 05/23/2019 0.696% 05/23/2022	90331HPD9	10,000,000.00	JPMCHAS		100.50	10,049,620.00	116,920.00	101,628.71	0.07	0.69
JOHN DEERE CAPITAL CORP CORP NOTES DTD 09/12/2019 1.950% 06/13/2022	24422EVA4	5,000,000.00	CITI		102.62	5,131,120.00	137,570.00	134,900.15	1.59	0.33
JOHN DEERE CAPITAL CORP CORPORATE NOTES DTD 06/04/2020 0.550% 07/05/2022	24422EVG1	5,000,000.00	BARCLAY		100.24	5,011,950.00	13,000.00	12,793.04	1.67	0.41
CHEVRON USA INC CORPORATE NOTES DTD 08/12/2020 0.333% 08/12/2022	166756AF3	14,500,000.00	CITIGRP		99.98	14,496,563.50	(3,436.50)	(3,436.50)	1.78	0.35
EXXON MOBIL CORPORATION DTD 08/16/2019 1.902% 08/16/2022	30231GBB7	3,000,000.00	MORGANST		102.74	3,082,248.00	82,248.00	82,248.00	1.77	0.37
US BANK NA CINCINNATI DTD 12/09/2019 1.950% 01/09/2023	90331HPF4	12,000,000.00	BARCLAYS	12/09/22	103.38	12,405,264.00	415,344.00	412,410.34	2.06	0.40
BANK OF NY MELLON CORP NOTES DTD 01/28/2020 1.850% 01/27/2023	06406RAM9	5,000,000.00	DIRECT		103.10	5,154,785.00	82,435.00	95,969.13	2.20	0.46
JOHN DEERE CAPITAL CORP CORPORATE NOTES DTD 06/04/2020 0.700% 07/05/2023	24422EVH9	3,000,000.00	BARCLAY		100.83	3,024,792.00	27,252.00	26,924.29	2.65	0.39
CHEVRON USA INC CORPORATE NOTES DTD 08/12/2020 0.426% 08/11/2023	166756AJ5	10,000,000.00	BARCLAY		99.96	9,996,310.00	(3,690.00)	(3,690.00)	2.77	0.44
JOHN DEERE CAPITAL CORP CORPORATE NOTES DTD 10/09/2020 0.400% 10/10/2023	24422EVJ5	3,000,000.00	MITSU		100.05	3,001,608.00	5,088.00	5,014.97	2.93	0.38
Security Type Sub-Total		196,090,000.00				198,650,642.74	3,369,021.14	2,839,534.49	1.13	0.56

Commercial Paper										
JP MORGAN SECURITIES LLC COMM PAPER -- 0.000% 11/02/2020	46640PL27	50,000,000.00	JPMCHAS		100.00	49,999,400.00	206,691.67	441.67	0.01	0.22



Managed Account Fair Market Value & Analytics

For the Month Ending **October 31, 2020**

SAN BERNARDINO COUNTY - 76990800

Security Type/Description	Dated Date/Coupon/Maturity	CUSIP	Par	Broker	Next Call Date	Market Price	Market Value	Unreal G/L On Cost	Unreal G/L Amort Cost	Effective Duration	YTM at Mkt
Commercial Paper											
JP MORGAN SECURITIES LLC COMM PAPER	-- 0.000% 11/02/2020	46640PL27	50,000,000.00	CHASE		100.00	49,999,400.00	129,955.56	94.44	0.01	0.22
CREDIT AGRICOLE CIB NY COMM PAPER	-- 0.000% 11/02/2020	22533TL20	125,000,000.00	CREDITA		100.00	124,999,000.00	2,819.44	(618.06)	0.01	0.14
COOPERATIEVE RABOBANK U.A. COMM PAPER	DTD 10/30/2020 0.000% 11/02/2020	21687AL27	170,000,000.00	RABO_DI		100.00	169,998,300.00	(425.00)	(1,275.00)	0.01	0.18
JP MORGAN SECURITIES LLC COMM PAPER	DTD 05/07/2020 0.000% 11/18/2020	46640PLJ0	25,000,000.00	CHASE		99.99	24,998,050.00	45,445.83	2,181.94	0.05	0.16
CREDIT AGRICOLE CIB NY COMM PAPER	-- 0.000% 12/17/2020	22533TMH6	50,000,000.00	CREDITA		99.98	49,991,850.00	9,738.89	794.44	0.13	0.12
EXXON MOBIL CORP COMM PAPER	DTD 10/22/2020 0.000% 12/18/2020	30229AMJ5	50,000,000.00	EXXON		99.98	49,992,400.00	177.78	(1,072.22)	0.14	0.11
CREDIT AGRICOLE CIB NY COMM PAPER	DTD 07/22/2020 0.000% 01/04/2021	22533TN44	75,000,000.00	CREDITA		99.98	74,981,475.00	57,558.33	10,808.33	0.18	0.14
CREDIT AGRICOLE CIB NY COMM PAPER	DTD 07/22/2020 0.000% 01/13/2021	22533TND4	25,000,000.00	CREDITA		99.97	24,992,650.00	20,601.39	4,309.72	0.21	0.14
CREDIT AGRICOLE CIB NY COMM PAPER	-- 0.000% 01/14/2021	22533TNE2	25,000,000.00	CREDITA		99.97	24,992,525.00	13,025.00	1,775.00	0.21	0.14
EXXON MOBIL CORP COMM PAPER	-- 0.000% 01/27/2021	30229ANT2	50,000,000.00	EXXON		99.97	49,983,250.00	32,416.67	7,416.67	0.25	0.14
COOPERATIEVE RABOBANK U.A. COMM PAPER	DTD 05/14/2020 0.000% 02/01/2021	21687AP15	50,000,000.00	RABOBAN		99.97	49,984,150.00	104,691.67	26,316.67	0.26	0.12
COOPERATIEVE RABOBANK U.A. COMM PAPER	DTD 05/14/2020 0.000% 02/01/2021	21687AP15	50,000,000.00	RABO_DI		99.97	49,984,150.00	46,122.22	13,538.89	0.26	0.12
JP MORGAN SECURITIES LLC COMM PAPER	DTD 07/29/2020 0.000% 02/01/2021	46640PP15	50,000,000.00	CHASE		99.95	49,975,900.00	38,233.33	6,566.67	0.26	0.19
BNP PARIBAS NY BRANCH COMM PAPER	DTD 09/10/2020 0.000% 02/05/2021	09659BP53	50,000,000.00	BNP DIR		99.95	49,974,550.00	13,605.56	(116.66)	0.27	0.19
EXXON MOBIL CORP COMM PAPER	-- 0.000% 02/10/2021	30229APA1	50,000,000.00	EXXON		99.96	49,979,400.00	37,761.11	10,261.11	0.29	0.15



Managed Account Fair Market Value & Analytics

For the Month Ending **October 31, 2020**

SAN BERNARDINO COUNTY - 76990800

Security Type/Description Dated Date/Coupon/Maturity	CUSIP	Par	Broker	Next Call Date	Market Price	Market Value	Unreal G/L On Cost	Unreal G/L Amort Cost	Effective Duration	YTM at Mkt
Commercial Paper										
BNP PARIBAS NY BRANCH COMM PAPER DTD 10/20/2020 0.000% 03/01/2021	09659BO11	30,000,000.00	BNP DIR		99.93	29,980,050.00	883.20	49.87	0.34	0.20
BNP PARIBAS NY BRANCH COMM PAPER DTD 10/27/2020 0.000% 03/02/2021	09659BQ29	25,000,000.00	BNP DIR		99.93	24,983,200.00	700.00	5.56	0.34	0.20
COOPERATIEVE RABOBANK UA COMM PAPER DTD 07/06/2020 0.000% 03/05/2021	21687AO55	50,000,000.00	RABO_DI		99.95	49,976,600.00	12,225.00	9,322.22	0.35	0.13
BNP PARIBAS NY BRANCH COMM PAPER DTD 09/10/2020 0.000% 03/10/2021	09659BQA1	50,000,000.00	BNP DIR		99.93	49,963,650.00	16,441.67	1,275.00	0.36	0.20
BNP PARIBAS NY BRANCH COMM PAPER DTD 10/27/2020 0.000% 03/11/2021	09659BOB9	25,000,000.00	BNP DIR		99.93	24,981,650.00	400.00	(294.44)	0.37	0.20
JP MORGAN SECURITIES LLC COMM PAPER DTD 10/28/2020 0.000% 06/07/2021	46640PTW3	50,000,000.00	CHASE		99.83	49,913,250.00	(11,888.89)	(13,237.74)	0.61	0.29
JP MORGAN SECURITIES LLC COMM PAPER DTD 10/28/2020 0.000% 06/07/2021	46640PT78	50,000,000.00	CHASE		99.85	49,924,850.00	(10,400.00)	(11,566.67)	0.61	0.25
Security Type Sub-Total		1,225,000,000.00				1,224,549,700.00	766,780.43	66,977.41	0.20	0.17
Certificate of Deposit										
NORDEA BANK ABP NEW YORK CERT DEPOS DTD 05/06/2020 0.300% 11/04/2020	65558TXX8	50,000,000.00	CASTLE		100.00	50,000,831.45	831.45	831.45	0.01	0.15
NORDEA BANK ABP NEW YORK CERT DEPOS DTD 05/06/2020 0.300% 11/06/2020	65558TXW0	50,000,000.00	CASTLE		100.00	50,001,164.00	1,164.00	1,164.00	0.02	0.16
SWEDBANK NY CERT DEPOS DTD 09/24/2020 0.100% 11/06/2020	87019VL21	50,000,000.00	DIRECT		100.00	49,999,222.05	(777.95)	(777.95)	0.02	0.19
SWEDBANK NY CERT DEPOS DTD 05/07/2020 0.250% 11/09/2020	87019VE52	25,000,000.00	SWEDBK		100.00	25,000,484.55	484.55	484.55	0.03	0.17
TORONTO DOMINION BANK NY CERT DEPOS DTD 05/13/2020 0.310% 12/16/2020	89114NKW4	50,000,000.00	TOR DOM		100.01	50,005,852.25	5,852.25	5,852.25	0.13	0.22



Managed Account Fair Market Value & Analytics

For the Month Ending **October 31, 2020**

SAN BERNARDINO COUNTY - 76990800

Security Type/Description	CUSIP	Par	Broker	Next Call Date	Market Price	Market Value	Unreal G/L On Cost	Unreal G/L Amort Cost	Effective Duration	YTM at Mkt
Certificate of Deposit										
BANK OF MONTREAL CHICAGO CERT DEPOS DTD 09/09/2020 0.190% 12/18/2020	06367BUF4	50,000,000.00	BMO_DIR		100.00	49,997,954.90	(2,045.10)	(2,045.10)	0.14	0.22
SWEDBANK NY CERT DEPOS DTD 09/28/2020 0.120% 12/18/2020	87019VL39	100,000,000.00	DIRECT		99.99	99,986,389.70	(13,610.30)	(13,610.30)	0.14	0.22
US BANK NATL ASSOC CERT DEPOS DTD 05/06/2020 0.280% 01/04/2021	90333V3M0	25,000,000.00	US BANK		100.00	25,000,899.80	899.80	899.80	0.18	0.26
TORONTO DOMINION BANK NY CERT DEPOS DTD 05/20/2020 0.260% 01/04/2021	89114NKZ7	50,000,000.00	TOR DOM		100.00	49,999,971.95	(28.05)	(28.05)	0.18	0.26
SVENSKA HANDELSBANKEN NY CERT DEPOS DTD 08/05/2020 1.920% 01/08/2021	86959RJG6	25,000,000.00	DIRECT		100.32	25,080,595.70	80,595.70	80,595.70	0.19	0.24
WELLS FARGO BANK NA CERT DEPOS DTD 01/09/2020 1.800% 02/01/2021	95001KFR0	25,000,000.00	WELLSFAR		100.39	25,098,215.83	98,215.83	98,215.83	0.26	0.27
SVENSKA HANDELSBANKEN NY CERT DEPOS DTD 03/03/2020 1.150% 02/01/2021	86959RFR6	50,000,000.00	SVENSKA		100.22	50,111,901.55	111,901.55	111,901.55	0.26	0.28
US BANK NATL ASSOC CERT DEPOS DTD 05/06/2020 0.320% 02/01/2021	90333V3L2	50,000,000.00	US BANK		100.01	50,003,854.15	3,854.15	3,854.15	0.26	0.29
BANK OF MONTREAL CHICAGO CERT DEPOS DTD 10/28/2020 0.200% 02/02/2021	06367BYX1	25,000,000.00	BMO		99.98	24,994,066.83	(5,933.17)	(5,933.17)	0.26	0.29
BANK OF MONTREAL CHICAGO CERT DEPOS DTD 10/28/2020 0.200% 02/11/2021	06367BYY9	25,000,000.00	BMO		99.97	24,993,505.20	(6,494.80)	(6,494.80)	0.29	0.29
SWEDBANK NY CERT DEPOS DTD 09/29/2020 0.200% 02/24/2021	87019VL54	50,000,000.00	SWEDBK		99.97	49,985,380.65	(14,619.35)	(14,619.35)	0.33	0.29
SWEDBANK NY CERT DEPOS DTD 09/29/2020 0.200% 02/26/2021	87019VL62	50,000,000.00	SWEDBK		99.97	49,985,131.00	(14,869.00)	(14,869.00)	0.33	0.29
ROYAL BANK OF CANADA NY CERT DEPOS DTD 03/02/2020 0.980% 03/01/2021	78012UTC9	50,000,000.00	ROYAL		100.23	50,116,478.45	116,478.45	116,478.45	0.34	0.28



Managed Account Fair Market Value & Analytics

For the Month Ending **October 31, 2020**

SAN BERNARDINO COUNTY - 76990800

Security Type/Description	CUSIP	Par	Broker	Next Call Date	Market Price	Market Value	Unreal G/L On Cost	Unreal G/L Amort Cost	Effective Duration	YTM at Mkt
Certificate of Deposit										
TORONTO DOMINION BANK NY CERT DEPOS DTD 03/02/2020 1.000% 03/01/2021	89114NH81	50,000,000.00	TOR DOM		100.24	50,119,857.40	119,857.40	119,857.40	0.34	0.28
ROYAL BANK OF CANADA NY CERT DEPOS DTD 05/20/2020 0.310% 05/03/2021	78012UWD3	50,000,000.00	RBC CAP		100.00	49,999,888.35	(111.65)	(111.65)	0.51	0.31
NORDEA BANK ABP NEW YORK CERT DEPOS DTD 05/20/2020 0.380% 05/19/2021	65558TYO2	50,000,000.00	CHASE		100.04	50,019,359.20	19,359.20	19,359.20	0.56	0.31
BANK OF MONTREAL CHICAGO FLOATING CD DTD 06/05/2020 0.336% 06/01/2021	06367BMN6	50,000,000.00	BMO_DIR		100.05	50,025,100.00	25,100.00	25,100.00	0.09	0.34
BANK OF MONTREAL CHICAGO CERT DEPOS DTD 08/25/2020 0.220% 06/02/2021	06367BRX9	50,000,000.00	BMO_DIR		99.95	49,973,137.40	(26,862.60)	(26,862.60)	0.60	0.31
SVENSKA HANDELSBANKEN NY CERT DEPOS DTD 07/15/2020 0.330% 07/01/2021	86959RHV5	50,000,000.00	SVENSKA		100.01	50,006,660.75	6,660.75	6,660.75	0.68	0.31
NORDEA BANK AB NEW YORK CERT DEPOS DTD 07/17/2020 0.290% 07/01/2021	65558TC94	50,000,000.00	PIPER J		99.99	49,993,147.75	(6,852.25)	(6,852.25)	0.68	0.31
ROYAL BANK OF CANADA NY CERT DEPOS DTD 09/29/2020 0.200% 07/01/2021	78012UXY6	50,000,000.00	RBC CAP		99.93	49,962,782.30	(37,217.70)	(37,217.70)	0.68	0.31
SVENSKA HANDELSBANKEN NY CERT DEPOS DTD 10/01/2020 0.225% 07/01/2021	86959RKN9	50,000,000.00	CHASE		99.94	49,971,235.80	(30,656.88)	(30,441.96)	0.68	0.31
BANK OF AMERICA NA CERT DEPOS DTD 10/09/2020 0.200% 07/01/2021	06052TM23	50,000,000.00	BAML		99.93	49,962,788.10	(37,211.90)	(37,211.90)	0.68	0.31
BANK OF NOVA SCOTIA HOUSTON CERT DEPOS DTD 07/15/2020 0.350% 07/01/2021	06417MKL8	100,000,000.00	SCOTIA		100.03	100,026,836.10	26,836.10	26,836.10	0.68	0.31
TORONTO DOMINION BANK NY CERT DEPOS DTD 10/07/2020 0.430% 08/02/2021	89114NN27	35,000,000.00	TOR DOM		100.08	35,029,420.90	(22,711.60)	(18,352.70)	0.77	0.32



Managed Account Fair Market Value & Analytics

For the Month Ending **October 31, 2020**

SAN BERNARDINO COUNTY - 76990800

Security Type/Description Dated Date/Coupon/Maturity	CUSIP	Par	Broker	Next Call Date	Market Price	Market Value	Unreal G/L On Cost	Unreal G/L Amort Cost	Effective Duration	YTM at Mkt
Certificate of Deposit										
BANK OF MONTREAL CHI FLOATING CERT DEPOS DTD 08/28/2020 0.239% 08/02/2021	06367BSO3	50,000,000.00	BMO		100.00	49,997,550.00	(2,450.00)	(2,450.00)	0.01	0.24
ROYAL BANK OF CANADA NY CERT DEPOS DTD 10/01/2020 0.210% 08/02/2021	78012UYE9	50,000,000.00	RBC CAP		99.92	49,957,915.80	(42,084.20)	(42,084.20)	0.77	0.32
Security Type Sub-Total		1,535,000,000.00				1,535,407,579.86	353,554.68	358,128.50	0.36	0.27
Bank Note										
WELLS FARGO BANK NA BANK NOTE DTD 01/23/2018 2.600% 01/15/2021	94988J5N3	10,000,000.00	WELLSFAR		100.47	10,046,850.00	(26,950.00)	36,226.20	0.21	0.35
US BANK NA CINCINNATI CALLABLE BANK NOTE DTD 04/26/2018 3.150% 04/26/2021	90331HNP4	15,000,000.00	US BANK	03/26/21	101.20	15,180,630.00	181,530.00	180,774.53	0.41	0.68
US BANK BANK NOTE (CALLABLE) DTD 11/16/2018 3.450% 11/16/2021	90331HNP4	10,000,000.00	MORGANST	10/15/21	103.08	10,307,660.00	321,460.00	312,444.67	0.94	0.49
US BANK NA CINCINNATI BKNT (CALLABLE) DTD 01/21/2020 1.800% 01/21/2022	90331HPJ6	8,000,000.00	MORGANST	12/21/21	101.74	8,139,240.00	142,040.00	140,948.34	1.13	0.37
US BANK NA CINCINNATI (CALLABLE) CORP NT DTD 05/23/2019 2.650% 05/23/2022	90331HPC1	7,000,000.00	BARCLAYS	04/22/22	103.49	7,244,629.00	252,049.00	248,474.40	1.44	0.41
WELLS FARGO BANK NA CALLABLE BANK NOTE DTD 09/11/2019 2.082% 09/09/2022	94988J6A0	20,000,000.00	WELLSFAR	09/09/21	101.37	20,273,180.00	273,180.00	273,180.00	0.85	1.33
Security Type Sub-Total		70,000,000.00				71,192,189.00	1,143,309.00	1,192,048.14	0.77	0.73
Asset-Backed Security										
HAROT 2019-1 A2 DTD 02/27/2019 2.750% 09/20/2021	43814WAB1	553,465.16	BK AMER		100.15	554,312.96	883.45	860.10	0.07	2.58
TAOT 2019-A A2A DTD 02/13/2019 2.830% 10/15/2021	89239AAB9	194,975.08	SOC GEN		100.09	195,145.57	188.20	176.81	0.05	2.74
JDOT 2019-A A2 DTD 03/13/2019 2.850% 12/15/2021	47789JAB2	331,729.83	CITI		100.08	331,999.99	285.29	276.30	0.05	2.78



Managed Account Fair Market Value & Analytics

For the Month Ending **October 31, 2020**

SAN BERNARDINO COUNTY - 76990800

Security Type/Description	Dated Date/Coupon/Maturity	CUSIP	Par	Broker	Next Call Date	Market Price	Market Value	Unreal G/L On Cost	Unreal G/L Amort Cost	Effective Duration	YTM at Mkt
Asset-Backed Security											
MBALT 2019-B A2	DTD 11/20/2019 2.010% 12/15/2021	58769OAB7	1,468,905.54	WELLSFAR		100.33	1,473,683.60	4,855.32	4,819.86	0.23	1.72
HAROT 2019-2 A2	DTD 05/29/2019 2.570% 12/21/2021	43815MAB2	3,113,566.80	JPMCHASE		100.34	3,124,223.61	10,661.79	10,659.02	0.18	2.27
TAOT 2019-B A2A	DTD 05/08/2019 2.590% 02/15/2022	89239JAB0	3,197,821.77	BAML		100.30	3,207,394.77	9,607.54	9,589.04	1.27	2.35
MBALT 2020-A A2	DTD 01/29/2020 1.820% 03/15/2022	58770FAB8	2,165,365.35	MUFG		100.40	2,173,929.80	8,653.45	8,621.68	1.36	1.53
TAOT 2019-C A2A	DTD 08/14/2019 2.000% 04/15/2022	89238UAB6	1,881,580.82	JPM		100.38	1,888,786.71	7,293.38	7,253.45	0.25	1.73
HAROT 2019-3 A2	DTD 08/27/2019 1.900% 04/15/2022	43815NAB0	2,409,500.69	SOCGEN		100.44	2,420,084.42	10,752.39	10,676.65	0.31	1.60
JOHN DEERE OWNER TRUST	DTD 07/24/2019 2.280% 05/16/2022	477870AB5	1,892,529.60	RBC		100.39	1,899,868.83	7,346.42	7,343.16	1.52	2.02
MBART 2019-1 A2A	DTD 09/25/2019 2.040% 06/15/2022	58769TAB1	3,240,766.39	MIZUHO		100.53	3,257,888.66	17,432.09	17,306.48	0.32	1.71
HAROT 2019-4 A2	DTD 11/26/2019 1.860% 06/20/2022	43813VAB4	6,075,640.40	CITI		100.66	6,115,759.68	40,494.76	40,358.11	0.41	1.45
HART 2019-B A2	DTD 11/06/2019 1.930% 07/15/2022	44891JAB4	1,420,127.78	RBC CAP		100.50	1,427,174.88	7,135.01	7,102.69	0.31	1.64
TAOT 2019-D A2	DTD 11/13/2019 1.920% 07/15/2022	89233MAB9	4,661,470.10	BARCLAYS		100.57	4,688,253.97	27,128.35	27,003.28	0.38	1.58
MBALT 2019-B A3	DTD 11/20/2019 2.000% 10/17/2022	58769QAC5	2,500,000.00	WELLSFAR		101.45	2,536,138.00	36,535.50	36,405.62	0.97	1.25
HAROT 2020-1 A2	DTD 02/26/2020 1.630% 10/21/2022	43813RAB3	8,004,725.82	JPM_CHAS		100.72	8,062,374.25	58,459.31	58,250.73	0.54	1.26
TAOT 2020-A A2	DTD 02/12/2020 1.670% 11/15/2022	89232HAB1	10,775,157.24	MUFG		100.65	10,844,855.27	69,830.56	69,795.95	0.49	1.35
MBALT 2020-A A3	DTD 01/29/2020 1.840% 12/15/2022	58770FAC6	5,000,000.00	MUFG		101.53	5,076,532.50	77,191.50	77,017.81	1.17	1.11
JOHN DEERE OWNER TRUST OTHER ABS	DTD 03/11/2020 1.010% 01/15/2023	47789KAB9	4,500,000.00	BOFA		100.39	4,517,409.60	17,727.75	17,655.86	2.19	0.83
HAROT 2019-1 A3	DTD 02/27/2019 2.830% 03/20/2023	43814WAC9	4,000,000.00	BK AMER		101.99	4,079,762.80	79,870.00	79,825.66	0.81	1.97



Managed Account Fair Market Value & Analytics

For the Month Ending **October 31, 2020**

SAN BERNARDINO COUNTY - 76990800

Security Type/Description	Dated Date/Coupon/Maturity	CUSIP	Par	Broker	Next Call Date	Market Price	Market Value	Unreal G/L On Cost	Unreal G/L Amort Cost	Effective Duration	YTM at Mkt
Asset-Backed Security											
HAROT 2019-2 A3	DTD 05/29/2019 2.520% 06/21/2023	43815MAC0	8,500,000.00	JPMCHASE		102.18	8,684,960.00	185,277.05	185,165.53	1.03	1.68
JDOT 2019-A A3	DTD 03/13/2019 2.910% 07/15/2023	47789JAD8	4,500,000.00	CITI		102.03	4,591,215.00	91,768.05	91,559.04	0.79	2.14
TAOT 2019-A A3	DTD 02/13/2019 2.910% 07/15/2023	89239AAD5	8,000,000.00	SOC GEN		102.01	8,161,172.80	162,630.40	162,063.81	0.81	2.14
HAROT 2019-3 A3	DTD 08/27/2019 1.780% 08/15/2023	43815NAC8	4,750,000.00	SOCGEN		101.79	4,835,033.55	85,072.97	85,061.22	1.26	1.13
TAOT 2019-B A3	DTD 05/08/2019 2.570% 08/15/2023	89239JAD6	5,000,000.00	BAML		102.21	5,110,638.00	111,435.50	111,157.91	1.01	1.76
TAOT 2019-C A3	DTD 08/14/2019 1.910% 09/15/2023	89238UAD2	5,000,000.00	JPM		101.81	5,090,554.50	90,595.50	90,583.28	1.14	1.27
BAACT 2018-A2 A2	DTD 05/17/2018 3.000% 09/15/2023	05522RCZ9	10,000,000.00	TOR DOM		101.25	10,124,941.00	(45,371.50)	1,334.70	2.76	2.55
JDOT 2019-B A3	DTD 07/24/2019 2.210% 12/15/2023	477870AC3	2,500,000.00	RBC		102.20	2,554,978.50	55,509.25	55,355.15	1.08	1.49
TAOT 2019-D A3	DTD 11/13/2019 1.920% 01/16/2024	89233MAD5	4,500,000.00	BARCLAYS		102.17	4,597,853.40	98,178.30	98,102.88	1.42	1.23
HAROT 2019-4 A3	DTD 11/26/2019 1.830% 01/18/2024	43813VAC2	9,000,000.00	CITI		102.17	9,195,372.00	196,975.80	196,614.57	1.51	1.14
HART 2019-B A3	DTD 11/06/2019 1.940% 02/15/2024	44891JAC2	3,750,000.00	RBC CAP		102.12	3,829,669.88	79,842.75	79,802.80	1.28	1.28
MBART 2019-1 A3	DTD 09/25/2019 1.930% 03/15/2024	58769TAD7	7,000,000.00	MIZUHO		102.10	7,146,911.10	147,875.00	147,637.12	1.33	1.29
HAROT 2020-1 A3	DTD 02/26/2020 1.610% 04/22/2024	43813RAC1	10,000,000.00	JPM_CHAS		102.37	10,237,489.00	239,449.00	239,127.29	1.78	0.92
TAOT 2020-A A3	DTD 02/12/2020 1.660% 05/15/2024	89232HAC9	15,000,000.00	MUFG		102.16	15,324,282.00	325,365.00	325,181.71	1.65	1.04
JOHN DEERE OWNER TRUST	DTD 03/11/2020 1.100% 08/15/2024	47789KAC7	5,000,000.00	BOFA		101.22	5,061,182.50	61,488.00	61,443.63	1.76	0.77
CHAIT 2012-A7 A7	DTD 10/09/2012 2.160% 09/15/2024	161571FO2	10,000,000.00	JPMCHASE		103.58	10,357,825.00	297,668.75	311,190.71	3.72	1.21
CHAIT 2020-A1 A1	DTD 02/18/2020 1.530% 01/15/2025	161571HP2	8,000,000.00	JPMCHASE		102.64	8,211,227.20	213,060.00	212,797.30	4.08	0.89



Managed Account Fair Market Value & Analytics

For the Month Ending **October 31, 2020**

SAN BERNARDINO COUNTY - 76990800

Security Type/Description Dated Date/Coupon/Maturity	CUSIP	Par	Broker	Next Call Date	Market Price	Market Value	Unreal G/L On Cost	Unreal G/L Amort Cost	Effective Duration	YTM at Mkt
Security Type Sub-Total		187,887,328.37				190,990,885.30	2,889,151.88	2,945,176.91	1.44	1.44
Managed Account Sub-Total		8,607,212,328.37				8,727,350,683.38	128,010,202.39	120,358,877.64	1.28	0.28
Securities Sub-Total		\$8,607,212,328.37				\$8,727,350,683.38	\$128,010,202.39	\$120,358,877.64	1.28	0.28%
Accrued Interest						\$21,983,764.39				
Total Investments						\$8,749,334,447.77				



Managed Account Security Transactions & Interest

For the Month Ending **October 31, 2020**

SAN BERNARDINO COUNTY - 76990800

Transaction Type		Security Description	CUSIP	Par	Principal Proceeds	Accrued Interest	Total	Realized G/L Cost	Realized G/L Amort Cost	Sale Method
Trade	Settle									
BUY										
10/01/20	10/01/20	ROYAL BANK OF CANADA NY CERT DEPOS DTD 10/01/2020 0.210% 08/02/2021	78012UYE9	50,000,000.00	(50,000,000.00)	0.00	(50,000,000.00)			
10/01/20	10/01/20	CREDIT AGRICOLE CIB NY COMM PAPER DTD 01/06/2020 0.000% 10/02/2020	22533TK21	17,000,000.00	(16,999,962.22)	0.00	(16,999,962.22)			
10/01/20	10/01/20	SVENSKA HANDELSBANKEN NY CERT DEPOS DTD 10/01/2020 0.225% 07/01/2021	86959RKN9	50,000,000.00	(50,001,892.68)	0.00	(50,001,892.68)			
10/02/20	10/02/20	CREDIT AGRICOLE CIB NY COMM PAPER DTD 01/09/2020 0.000% 10/05/2020	22533TK54	167,000,000.00	(166,998,886.67)	0.00	(166,998,886.67)			
10/05/20	10/05/20	CANTOR FITZGERALD REPO AGRMT DTD 10/05/2020 0.070% 10/06/2020	RE1332791	5,000,000.00	(5,000,000.00)	0.00	(5,000,000.00)			
10/05/20	10/05/20	CREDIT AGRICOLE CIB NY COMM PAPER -- 0.000% 10/06/2020	22533TK62	160,000,000.00	(159,999,644.44)	0.00	(159,999,644.44)			
10/06/20	10/06/20	COOPERATIEVE RABOBANK U.A. COMM PAPER DTD 10/06/2020 0.000% 10/07/2020	21687AK77	166,000,000.00	(165,999,631.11)	0.00	(165,999,631.11)			
10/06/20	10/07/20	TORONTO DOMINION BANK NY CERT DEPOS DTD 10/07/2020 0.430% 08/02/2021	89114NN27	35,000,000.00	(35,052,132.50)	(40,551.39)	(35,092,683.89)			
10/06/20	10/09/20	JOHN DEERE CAPITAL CORP CORPORATE NOTES DTD 10/09/2020 0.400% 10/10/2023	24422EVJ5	3,000,000.00	(2,996,520.00)	0.00	(2,996,520.00)			
10/07/20	10/07/20	CANTOR FITZGERALD REPO AGRMT DTD 10/07/2020 0.070% 10/08/2020	RE1332783	25,000,000.00	(25,000,000.00)	0.00	(25,000,000.00)			
10/07/20	10/07/20	CREDIT AGRICOLE CIB NY COMM PAPER DTD 10/07/2020 0.000% 10/08/2020	22533TK88	113,000,000.00	(112,999,748.89)	0.00	(112,999,748.89)			
10/08/20	10/08/20	COOPERATIEVE RABOBANK U.A. COMM PAPER DTD 10/08/2020 0.000% 10/09/2020	21687AK93	125,000,000.00	(124,999,722.22)	0.00	(124,999,722.22)			



Managed Account Security Transactions & Interest

For the Month Ending **October 31, 2020**

SAN BERNARDINO COUNTY - 76990800

Transaction Type		Security Description	CUSIP	Par	Principal Proceeds	Accrued Interest	Total	Realized G/L Cost	Realized G/L Amort Cost	Sale Method
Trade	Settle									
BUY										
10/08/20	10/08/20	CANTOR FITZGERALD REPO AGRMT DTD 10/08/2020 0.070% 10/09/2020	RE1332775	25,000,000.00	(25,000,000.00)	0.00	(25,000,000.00)			
10/08/20	10/09/20	BANK OF AMERICA NA CERT DEPOS DTD 10/09/2020 0.200% 07/01/2021	06052TM23	50,000,000.00	(50,000,000.00)	0.00	(50,000,000.00)			
10/09/20	10/09/20	CANTOR FITZGERALD REPO AGRMT DTD 10/09/2020 0.060% 10/13/2020	RE1332767	25,000,000.00	(25,000,000.00)	0.00	(25,000,000.00)			
10/09/20	10/09/20	COOPERATIEVE RABOBANK U.A. COMM PAPER DTD 10/09/2020 0.000% 10/13/2020	21687AKD4	53,000,000.00	(52,999,528.89)	0.00	(52,999,528.89)			
10/13/20	10/13/20	CREDIT AGRICOLE CIB NY COMM PAPER DTD 07/20/2020 0.000% 10/14/2020	22533TKE5	24,000,000.00	(23,999,946.67)	0.00	(23,999,946.67)			
10/13/20	10/13/20	CANTOR FITZGERALD REPO AGRMT DTD 10/13/2020 0.060% 10/14/2020	RE1332759	50,000,000.00	(50,000,000.00)	0.00	(50,000,000.00)			
10/14/20	10/14/20	CANTOR FITZGERALD REPO AGRMT DTD 10/14/2020 0.060% 10/15/2020	RE1332734	50,000,000.00	(50,000,000.00)	0.00	(50,000,000.00)			
10/14/20	10/14/20	CREDIT AGRICOLE CIB NY COMM PAPER -- 0.000% 10/15/2020	22533TKF2	32,000,000.00	(31,999,928.89)	0.00	(31,999,928.89)			
10/14/20	10/16/20	FREDDIE MAC NOTES DTD 10/16/2020 0.125% 10/16/2023	3137EAEY1	64,000,000.00	(63,761,280.00)	0.00	(63,761,280.00)			
10/15/20	10/15/20	CANTOR FITZGERALD REPO AGRMT DTD 10/15/2020 0.060% 10/16/2020	RE1332726	50,000,000.00	(50,000,000.00)	0.00	(50,000,000.00)			
10/15/20	10/15/20	CREDIT AGRICOLE CIB NY COMM PAPER -- 0.000% 10/16/2020	22533TKG0	61,000,000.00	(60,999,864.44)	0.00	(60,999,864.44)			
10/16/20	10/16/20	CREDIT AGRICOLE CIB NY COMM PAPER DTD 10/16/2020 0.000% 10/19/2020	22533TKK1	35,000,000.00	(34,999,766.67)	0.00	(34,999,766.67)			
10/16/20	10/16/20	CANTOR FITZGERALD REPO AGRMT DTD 10/16/2020 0.060% 10/19/2020	RE1332718	50,000,000.00	(50,000,000.00)	0.00	(50,000,000.00)			
10/19/20	10/19/20	CREDIT AGRICOLE CIB NY COMM PAPER -- 0.000% 10/20/2020	22533TKL9	103,000,000.00	(102,999,771.11)	0.00	(102,999,771.11)			



Managed Account Security Transactions & Interest

For the Month Ending **October 31, 2020**

SAN BERNARDINO COUNTY - 76990800

Transaction Type		Security Description	CUSIP	Par	Principal Proceeds	Accrued Interest	Total	Realized G/L Cost	Realized G/L Amort Cost	Sale Method
Trade	Settle									
BUY										
10/20/20	10/20/20	CREDIT AGRICOLE CIB NY COMM PAPER -- 0.000% 10/21/2020	22533TKM7	80,000,000.00	(79,999,822.22)	0.00	(79,999,822.22)			
10/20/20	10/20/20	CANTOR FITZGERALD REPO AGRMT DTD 10/20/2020 0.050% 10/21/2020	RE1332700	50,000,000.00	(50,000,000.00)	0.00	(50,000,000.00)			
10/21/20	10/21/20	CREDIT AGRICOLE CIB NY COMM PAPER -- 0.000% 10/22/2020	22533TKN5	75,000,000.00	(74,999,833.33)	0.00	(74,999,833.33)			
10/21/20	10/21/20	COOPERATIEVE RABOBANK UA COMM PAPER DTD 07/06/2020 0.000% 03/05/2021	21687AO55	50,000,000.00	(49,964,375.00)	0.00	(49,964,375.00)			
10/21/20	10/22/20	FEDERAL HOME LOAN BANK NOTES DTD 10/22/2020 0.125% 10/21/2022	3130AKDH6	64,000,000.00	(63,915,520.00)	0.00	(63,915,520.00)			
10/22/20	10/23/20	EXXON MOBIL CORP COMM PAPER DTD 10/22/2020 0.000% 12/18/2020	30229AMJ5	50,000,000.00	(49,992,222.22)	0.00	(49,992,222.22)			
10/22/20	10/23/20	CREDIT AGRICOLE CIB NY COMM PAPER -- 0.000% 11/02/2020	22533TL20	125,000,000.00	(124,996,180.56)	0.00	(124,996,180.56)			
10/26/20	10/26/20	CREDIT AGRICOLE CIB NY COMM PAPER -- 0.000% 10/27/2020	22533TKT2	37,000,000.00	(36,999,917.78)	0.00	(36,999,917.78)			
10/27/20	10/27/20	BNP PARIBAS NY BRANCH COMM PAPER DTD 10/27/2020 0.000% 03/02/2021	09659BQ29	25,000,000.00	(24,982,500.00)	0.00	(24,982,500.00)			
10/27/20	10/27/20	BNP PARIBAS NY BRANCH COMM PAPER DTD 10/20/2020 0.000% 03/01/2021	09659BO11	30,000,000.00	(29,979,166.80)	0.00	(29,979,166.80)			
10/27/20	10/27/20	BNP PARIBAS NY BRANCH COMM PAPER DTD 10/27/2020 0.000% 03/11/2021	09659BQB9	25,000,000.00	(24,981,250.00)	0.00	(24,981,250.00)			
10/27/20	10/28/20	JP MORGAN SECURITIES LLC COMM PAPER DTD 10/28/2020 0.000% 06/07/2021	46640PTW3	50,000,000.00	(49,925,138.89)	0.00	(49,925,138.89)			
10/27/20	10/28/20	JP MORGAN SECURITIES LLC COMM PAPER DTD 10/28/2020 0.000% 06/07/2021	46640PT78	50,000,000.00	(49,935,250.00)	0.00	(49,935,250.00)			



Managed Account Security Transactions & Interest

For the Month Ending **October 31, 2020**

SAN BERNARDINO COUNTY - 76990800

Transaction Type		Security Description	CUSIP	Par	Principal Proceeds	Accrued Interest	Total	Realized G/L Cost	Realized G/L Amort Cost	Sale Method
Trade	Settle									
BUY										
10/28/20	10/28/20	CANTOR FITZGERALD REPO AGRMT DTD 10/28/2020 0.070% 11/04/2020	RE1332692	50,000,000.00	(50,000,000.00)	0.00	(50,000,000.00)			
10/28/20	10/28/20	BANK OF MONTREAL CHICAGO CERT DEPOS DTD 10/28/2020 0.200% 02/11/2021	06367BY9	25,000,000.00	(25,000,000.00)	0.00	(25,000,000.00)			
10/28/20	10/28/20	CREDIT AGRICOLE CIB NY COMM PAPER -- 0.000% 10/29/2020	22533TKV7	65,000,000.00	(64,999,855.56)	0.00	(64,999,855.56)			
10/28/20	10/28/20	BANK OF MONTREAL CHICAGO CERT DEPOS DTD 10/28/2020 0.200% 02/02/2021	06367BYX1	25,000,000.00	(25,000,000.00)	0.00	(25,000,000.00)			
10/28/20	10/28/20	CANTOR FITZGERALD REPO AGRMT DTD 10/28/2020 0.060% 10/29/2020	RE1332684	100,000,000.00	(100,000,000.00)	0.00	(100,000,000.00)			
10/29/20	10/29/20	COOPERATIEVE RABOBANK U.A. COMM PAPER DTD 10/29/2020 0.000% 10/30/2020	21687AKW2	141,000,000.00	(140,999,686.67)	0.00	(140,999,686.67)			
10/29/20	10/29/20	CANTOR FITZGERALD REPO AGRMT DTD 10/29/2020 0.050% 10/30/2020	RE1332676	50,000,000.00	(50,000,000.00)	0.00	(50,000,000.00)			
10/30/20	10/30/20	CANTOR FITZGERALD REPO AGRMT DTD 10/30/2020 0.060% 11/02/2020	RE1332668	50,000,000.00	(50,000,000.00)	0.00	(50,000,000.00)			
10/30/20	10/30/20	COOPERATIEVE RABOBANK U.A. COMM PAPER DTD 10/30/2020 0.000% 11/02/2020	21687AL27	170,000,000.00	(169,998,725.00)	0.00	(169,998,725.00)			
Transaction Type Sub-Total				2,975,000,000.00	(2,974,477,671.43)	(40,551.39)	(2,974,518,222.82)			

INTEREST										
10/01/20	10/01/20	JOHN DEERE CAPITAL CORP DTD 03/07/2019 2.950% 04/01/2022	24422EUT4	5,000,000.00	0.00	73,750.00	73,750.00			
10/02/20	10/02/20	BANK OF MONTREAL CHI FLOATING CERT DEPOS DTD 08/28/2020 0.239% 08/02/2021	06367BSO3	50,000,000.00	0.00	11,976.80	11,976.80			
10/04/20	10/04/20	INTER-AMERICAN DEVELOPMENT BANK NOTE DTD 10/04/2013 3.000% 10/04/2023	4581X0CC0	25,000,000.00	0.00	375,000.00	375,000.00			



Managed Account Security Transactions & Interest

For the Month Ending **October 31, 2020**

SAN BERNARDINO COUNTY - 76990800

Transaction Type		Security Description	CUSIP	Par	Principal Proceeds	Accrued Interest	Total	Realized G/L Cost	Realized G/L Amort Cost	Sale Method
Trade	Settle									
INTEREST										
10/07/20	10/07/20	TOYOTA MOTOR CREDIT CORP CORP NOTES DTD 10/07/2019 1.800% 10/07/2021	89236TGJ8	15,000,000.00	0.00	135,000.00	135,000.00			
10/12/20	10/12/20	TOYOTA MOTOR CREDIT CORP DTD 04/12/2019 2.650% 04/12/2022	89236TFX8	10,000,000.00	0.00	132,500.00	132,500.00			
10/12/20	10/12/20	FEDERAL HOME LOAN BANKS NOTES DTD 10/12/2018 3.000% 10/12/2021	3130AF5B9	50,000,000.00	0.00	750,000.00	750,000.00			
10/12/20	10/12/20	FANNIE MAE NOTES DTD 04/12/2019 2.250% 04/12/2022	3135G0V59	75,000,000.00	0.00	843,750.00	843,750.00			
10/13/20	10/13/20	FANNIE MAE NOTES DTD 04/13/2018 2.500% 04/13/2021	3135G0U27	50,000,000.00	0.00	625,000.00	625,000.00			
10/15/20	10/15/20	HAROT 2019-3 A2 DTD 08/27/2019 1.900% 04/15/2022	43815NAB0	2,781,788.84	0.00	4,404.50	4,404.50			
10/15/20	10/15/20	FANNIE MAE NOTES DTD 10/18/2019 1.625% 10/15/2024	3135G0W66	25,000,000.00	0.00	203,125.00	203,125.00			
10/15/20	10/15/20	JOHN DEERE OWNER TRUST OTHER ABS DTD 03/11/2020 1.010% 01/15/2023	47789KAB9	4,500,000.00	0.00	3,787.50	3,787.50			
10/15/20	10/15/20	JDOT 2019-A A3 DTD 03/13/2019 2.910% 07/15/2023	47789JAD8	4,500,000.00	0.00	10,912.50	10,912.50			
10/15/20	10/15/20	MBART 2019-1 A3 DTD 09/25/2019 1.930% 03/15/2024	58769TAD7	7,000,000.00	0.00	11,316.67	11,316.67			
10/15/20	10/15/20	TAOT 2019-A A3 DTD 02/13/2019 2.910% 07/15/2023	89239AAD5	8,000,000.00	0.00	19,400.00	19,400.00			
10/15/20	10/15/20	TAOT 2020-A A3 DTD 02/12/2020 1.660% 05/15/2024	89232HAC9	15,000,000.00	0.00	20,750.00	20,750.00			
10/15/20	10/15/20	TAOT 2019-D A2 DTD 11/13/2019 1.920% 07/15/2022	89233MAB9	5,246,340.12	0.00	8,394.14	8,394.14			
10/15/20	10/15/20	MBALT 2020-A A3 DTD 01/29/2020 1.840% 12/15/2022	58770FAC6	5,000,000.00	0.00	7,666.67	7,666.67			
10/15/20	10/15/20	TAOT 2020-A A2 DTD 02/12/2020 1.670% 11/15/2022	89232HAB1	11,842,256.76	0.00	16,480.48	16,480.48			
10/15/20	10/15/20	JDOT 2019-B A3 DTD 07/24/2019 2.210% 12/15/2023	477870AC3	2,500,000.00	0.00	4,604.17	4,604.17			



Managed Account Security Transactions & Interest

For the Month Ending **October 31, 2020**

SAN BERNARDINO COUNTY - 76990800

Transaction Type	Trade	Settle	Security Description	CUSIP	Par	Principal Proceeds	Accrued Interest	Total	Realized G/L Cost	Realized G/L Amort Cost	Sale Method
INTEREST											
	10/15/20	10/15/20	MBALT 2019-B A3 DTD 11/20/2019 2.000% 10/17/2022	58769QAC5	2,500,000.00	0.00	4,166.67	4,166.67			
	10/15/20	10/15/20	HAROT 2019-3 A3 DTD 08/27/2019 1.780% 08/15/2023	43815NAC8	4,750,000.00	0.00	7,045.83	7,045.83			
	10/15/20	10/15/20	MBALT 2020-A A2 DTD 01/29/2020 1.820% 03/15/2022	58770FAB8	0.00	0.00	3,650.34	3,650.34			
	10/15/20	10/15/20	MBART 2019-1 A2A DTD 09/25/2019 2.040% 06/15/2022	58769TAB1	3,786,976.54	0.00	6,437.86	6,437.86			
	10/15/20	10/15/20	TAOT 2019-D A3 DTD 11/13/2019 1.920% 01/16/2024	89233MAD5	4,500,000.00	0.00	7,200.00	7,200.00			
	10/15/20	10/15/20	HART 2019-B A3 DTD 11/06/2019 1.940% 02/15/2024	44891JAC2	3,750,000.00	0.00	6,062.50	6,062.50			
	10/15/20	10/15/20	JDOT 2019-A A2 DTD 03/13/2019 2.850% 12/15/2021	47789JAB2	707,379.78	0.00	1,680.02	1,680.02			
	10/15/20	10/15/20	HART 2019-B A2 DTD 11/06/2019 1.930% 07/15/2022	44891JAB4	1,637,807.66	0.00	2,634.14	2,634.14			
	10/15/20	10/15/20	CHAIT 2012-A7 A7 DTD 10/09/2012 2.160% 09/15/2024	161571FQ2	10,000,000.00	0.00	18,000.00	18,000.00			
	10/15/20	10/15/20	TAOT 2019-B A2A DTD 05/08/2019 2.590% 02/15/2022	89239JAB0	4,022,621.21	0.00	8,682.16	8,682.16			
	10/15/20	10/15/20	TAOT 2019-C A2A DTD 08/14/2019 2.000% 04/15/2022	89238UAB6	2,227,910.69	0.00	3,713.18	3,713.18			
	10/15/20	10/15/20	TAOT 2019-A A2A DTD 02/13/2019 2.830% 10/15/2021	89239AAB9	476,836.28	0.00	1,124.54	1,124.54			
	10/15/20	10/15/20	JOHN DEERE OWNER TRUST DTD 03/11/2020 1.100% 08/15/2024	47789KAC7	5,000,000.00	0.00	4,583.34	4,583.34			
	10/15/20	10/15/20	CHAIT 2020-A1 A1 DTD 02/18/2020 1.530% 01/15/2025	161571HP2	8,000,000.00	0.00	10,200.00	10,200.00			
	10/15/20	10/15/20	TAOT 2019-C A3 DTD 08/14/2019 1.910% 09/15/2023	89238UAD2	5,000,000.00	0.00	7,958.34	7,958.34			
	10/15/20	10/15/20	BAACT 2018-A2 A2 DTD 05/17/2018 3.000% 09/15/2023	05522RCZ9	10,000,000.00	0.00	25,000.00	25,000.00			
	10/15/20	10/15/20	TAOT 2019-B A3 DTD 05/08/2019 2.570% 08/15/2023	89239JAD6	5,000,000.00	0.00	10,708.34	10,708.34			



Managed Account Security Transactions & Interest

For the Month Ending **October 31, 2020**

SAN BERNARDINO COUNTY - 76990800

Transaction Type		Security Description	CUSIP	Par	Principal Proceeds	Accrued Interest	Total	Realized G/L Cost	Realized G/L Amort Cost	Sale Method
Trade	Settle									
INTEREST										
10/15/20	10/15/20	MBALT 2019-B A2 DTD 11/20/2019 2.010% 12/15/2021	58769QAB7	1,719,189.78	0.00	2,879.64	2,879.64			
10/16/20	10/16/20	JOHN DEERE OWNER TRUST DTD 07/24/2019 2.280% 05/16/2022	477870AB5	2,218,804.56	0.00	4,215.73	4,215.73			
10/18/20	10/18/20	HAROT 2019-1 A2 DTD 02/27/2019 2.750% 09/20/2021	43814WAB1	1,045,434.04	0.00	2,395.79	2,395.79			
10/18/20	10/18/20	HAROT 2019-4 A3 DTD 11/26/2019 1.830% 01/18/2024	43813VAC2	9,000,000.00	0.00	13,725.00	13,725.00			
10/18/20	10/18/20	HAROT 2019-4 A2 DTD 11/26/2019 1.860% 06/20/2022	43813VAB4	6,811,306.88	0.00	10,557.53	10,557.53			
10/18/20	10/18/20	HAROT 2019-1 A3 DTD 02/27/2019 2.830% 03/20/2023	43814WAC9	4,000,000.00	0.00	9,433.33	9,433.33			
10/19/20	10/19/20	INTER-AMERICAN DEVELOPMENT BANK NOTE DTD 04/19/2018 2.625% 04/19/2021	4581X0DB1	50,000,000.00	0.00	656,250.00	656,250.00			
10/20/20	10/20/20	FREDDIE MAC NOTES DTD 04/20/2020 0.375% 04/20/2023	3137EAEQ8	50,000,000.00	0.00	93,750.00	93,750.00			
10/21/20	10/21/20	HAROT 2019-2 A3 DTD 05/29/2019 2.520% 06/21/2023	43815MAC0	8,500,000.00	0.00	17,850.00	17,850.00			
10/21/20	10/21/20	HAROT 2020-1 A2 DTD 02/26/2020 1.630% 10/21/2022	43813RAB3	8,500,000.00	0.00	11,545.83	11,545.83			
10/21/20	10/21/20	HAROT 2020-1 A3 DTD 02/26/2020 1.610% 04/22/2024	43813RAC1	10,000,000.00	0.00	13,416.67	13,416.67			
10/21/20	10/21/20	HAROT 2019-2 A2 DTD 05/29/2019 2.570% 12/21/2021	43815MAB2	4,076,990.76	0.00	8,731.56	8,731.56			
10/22/20	10/22/20	FANNIE MAE NOTES DTD 04/24/2020 0.625% 04/22/2025	3135G03U5	50,000,000.00	0.00	154,513.90	154,513.90			
10/22/20	10/22/20	FEDERAL FARM CREDIT BANK NOTES(CALLABLE) DTD 04/22/2020 0.800% 04/22/2024	3133ELXC3	30,000,000.00	0.00	120,000.00	120,000.00			
10/26/20	10/26/20	US BANK NA CINCINNATI CALLABLE BANK NOTE DTD 04/26/2018 3.150% 04/26/2021	90331HNP4	15,000,000.00	0.00	236,250.00	236,250.00			



Managed Account Security Transactions & Interest

For the Month Ending **October 31, 2020**

SAN BERNARDINO COUNTY - 76990800

Transaction Type	Trade	Settle	Security Description	CUSIP	Par	Principal Proceeds	Accrued Interest	Total	Realized G/L Cost	Realized G/L Amort Cost	Sale Method
INTEREST											
	10/29/20	10/29/20	FHLMC (CALLABLE) NOTES DTD 04/29/2020 0.570% 04/29/2024	3134GVPP7	25,000,000.00	0.00	71,250.00	71,250.00			
	10/30/20	10/30/20	STONECASTLE FICA	FICAMF003	0.00	0.00	4,246.58	4,246.58			
	10/30/20	10/30/20	FIDELITY GOV'T MM FUND 2642	31607A703	0.00	0.00	6,155.49	6,155.49			
	10/30/20	10/30/20	CALIFORNIA ASSET MANAGEMENT PROGRAM	CAMPMF025	0.00	0.00	60,088.46	60,088.46			
	10/30/20	10/30/20	BANK OF THE WEST MONEY MARKET FUND	BKOFWEST7	0.00	0.00	43,442.62	43,442.62			
	10/30/20	10/30/20	FEDERATED GOVT OBLIGATIONS FUND	608919718	0.00	0.00	4,709.72	4,709.72			
	10/31/20	10/31/20	US TREASURY N/B NOTES DTD 11/02/2015 1.875% 10/31/2022	912828M49	25,000,000.00	0.00	234,375.00	234,375.00			
Transaction Type Sub-Total					743,601,643.90	0.00	5,166,448.54	5,166,448.54			

MATURITY											
	10/01/20	10/01/20	BANK OF AMERICA NA CERT DEPOS DTD 04/20/2020 0.900% 10/01/2020	06052TK90	50,000,000.00	50,000,000.00	205,000.00	50,205,000.00	0.00	0.00	
	10/01/20	10/01/20	COOPERATIEVE RABOBANK U.A. COMM PAPER DTD 09/29/2020 0.000% 10/01/2020	21687AK10	150,000,000.00	150,000,000.00	0.00	150,000,000.00	666.67	0.00	
	10/01/20	10/01/20	FEDERAL HOME LOAN BANKS NOTES DTD 09/07/2018 2.625% 10/01/2020	3130AEWA4	75,000,000.00	75,000,000.00	984,375.00	75,984,375.00	161,250.00	0.00	
	10/02/20	10/02/20	CREDIT AGRICOLE CIB NY COMM PAPER DTD 01/06/2020 0.000% 10/02/2020	22533TK21	150,000,000.00	150,000,000.00	0.00	150,000,000.00	1,000.00	0.00	
	10/02/20	10/02/20	COOPERATIEVE RABOBANK U.A. COMM PAPER DTD 05/08/2020 0.000% 10/02/2020	21687AK28	25,000,000.00	25,000,000.00	0.00	25,000,000.00	27,562.50	0.00	
	10/02/20	10/02/20	CREDIT AGRICOLE CIB NY COMM PAPER DTD 01/06/2020 0.000% 10/02/2020	22533TK21	17,000,000.00	17,000,000.00	0.00	17,000,000.00	37.78	0.00	
	10/05/20	10/05/20	CREDIT AGRICOLE CIB NY COMM PAPER DTD 01/09/2020 0.000% 10/05/2020	22533TK54	167,000,000.00	167,000,000.00	0.00	167,000,000.00	1,113.33	0.00	



Managed Account Security Transactions & Interest

For the Month Ending **October 31, 2020**

SAN BERNARDINO COUNTY - 76990800

Transaction Type		Security Description	CUSIP	Par	Principal Proceeds	Accrued Interest	Total	Realized G/L Cost	Realized G/L Amort Cost	Sale Method
Trade	Settle									
MATURITY										
10/06/20	10/06/20	CREDIT AGRICOLE CIB NY COMM PAPER -- 0.000% 10/06/2020	22533TK62	160,000,000.00	160,000,000.00	0.00	160,000,000.00	355.56	0.00	
10/06/20	10/06/20	CANTOR FITZGERALD REPO AGRMT DTD 10/05/2020 0.070% 10/06/2020	RE1332791	5,000,000.00	5,000,000.00	9.72	5,000,009.72	0.00	0.00	
10/07/20	10/07/20	COOPERATIEVE RABOBANK U.A. COMM PAPER DTD 10/06/2020 0.000% 10/07/2020	21687AK77	166,000,000.00	166,000,000.00	0.00	166,000,000.00	368.89	0.00	
10/07/20	10/07/20	ROYAL BANK OF CANADA NY CERT DEPOS DTD 04/16/2020 0.980% 10/07/2020	78012UVC6	50,000,000.00	50,000,000.00	236,833.35	50,236,833.35	0.00	0.00	
10/07/20	10/07/20	TORONTO DOMINION BANK NY CERT DEPOS DTD 04/16/2020 0.650% 10/07/2020	89114NJZ9	50,000,000.00	50,000,000.00	157,083.35	50,157,083.35	0.00	0.00	
10/08/20	10/08/20	CREDIT AGRICOLE CIB NY COMM PAPER DTD 10/07/2020 0.000% 10/08/2020	22533TK88	113,000,000.00	113,000,000.00	0.00	113,000,000.00	251.11	0.00	
10/08/20	10/08/20	CANTOR FITZGERALD REPO AGRMT DTD 10/07/2020 0.070% 10/08/2020	RE1332783	25,000,000.00	25,000,000.00	48.61	25,000,048.61	0.00	0.00	
10/08/20	10/08/20	COOPERATIEVE RABOBANK U.A. COMM PAPER DTD 05/08/2020 0.000% 10/08/2020	21687AK85	25,000,000.00	25,000,000.00	0.00	25,000,000.00	28,687.50	0.00	
10/09/20	10/09/20	CANTOR FITZGERALD REPO AGRMT DTD 10/08/2020 0.070% 10/09/2020	RE1332775	25,000,000.00	25,000,000.00	48.61	25,000,048.61	0.00	0.00	
10/09/20	10/09/20	COOPERATIEVE RABOBANK U.A. COMM PAPER DTD 10/08/2020 0.000% 10/09/2020	21687AK93	125,000,000.00	125,000,000.00	0.00	125,000,000.00	277.78	0.00	
10/13/20	10/13/20	COOPERATIEVE RABOBANK U.A. COMM PAPER DTD 10/09/2020 0.000% 10/13/2020	21687AKD4	53,000,000.00	53,000,000.00	0.00	53,000,000.00	471.11	0.00	
10/13/20	10/13/20	CANTOR FITZGERALD REPO AGRMT DTD 10/09/2020 0.060% 10/13/2020	RE1332767	25,000,000.00	25,000,000.00	166.67	25,000,166.67	0.00	0.00	
10/14/20	10/14/20	CANTOR FITZGERALD REPO AGRMT DTD 10/13/2020 0.060% 10/14/2020	RE1332759	50,000,000.00	50,000,000.00	83.33	50,000,083.33	0.00	0.00	



Managed Account Security Transactions & Interest

For the Month Ending **October 31, 2020**

SAN BERNARDINO COUNTY - 76990800

Transaction Type		Security Description	CUSIP	Par	Principal Proceeds	Accrued Interest	Total	Realized G/L Cost	Realized G/L Amort Cost	Sale Method
Trade	Settle									
MATURITY										
10/14/20	10/14/20	COOPERATIEVE RABOBANK U.A. COMM PAPER DTD 05/08/2020 0.000% 10/14/2020	21687AKE2	25,000,000.00	25,000,000.00	0.00	25,000,000.00	29,812.50	0.00	
10/14/20	10/14/20	CREDIT AGRICOLE CIB NY COMM PAPER DTD 07/20/2020 0.000% 10/14/2020	22533TKE5	24,000,000.00	24,000,000.00	0.00	24,000,000.00	53.33	0.00	
10/15/20	10/15/20	CREDIT AGRICOLE CIB NY COMM PAPER -- 0.000% 10/15/2020	22533TKF2	32,000,000.00	32,000,000.00	0.00	32,000,000.00	71.11	0.00	
10/15/20	10/15/20	CANTOR FITZGERALD REPO AGRMT DTD 10/14/2020 0.060% 10/15/2020	RE1332734	50,000,000.00	50,000,000.00	83.33	50,000,083.33	0.00	0.00	
10/16/20	10/16/20	CREDIT AGRICOLE CIB NY COMM PAPER -- 0.000% 10/16/2020	22533TKG0	61,000,000.00	61,000,000.00	0.00	61,000,000.00	135.56	0.00	
10/16/20	10/16/20	CANTOR FITZGERALD REPO AGRMT DTD 10/15/2020 0.060% 10/16/2020	RE1332726	50,000,000.00	50,000,000.00	83.33	50,000,083.33	0.00	0.00	
10/19/20	10/19/20	CANTOR FITZGERALD REPO AGRMT DTD 10/16/2020 0.060% 10/19/2020	RE1332718	50,000,000.00	50,000,000.00	250.00	50,000,250.00	0.00	0.00	
10/19/20	10/19/20	CREDIT AGRICOLE CIB NY COMM PAPER DTD 10/16/2020 0.000% 10/19/2020	22533TKK1	35,000,000.00	35,000,000.00	0.00	35,000,000.00	233.33	0.00	
10/20/20	10/20/20	CREDIT AGRICOLE CIB NY COMM PAPER -- 0.000% 10/20/2020	22533TKL9	103,000,000.00	103,000,000.00	0.00	103,000,000.00	228.89	0.00	
10/21/20	10/21/20	CREDIT AGRICOLE CIB NY COMM PAPER -- 0.000% 10/21/2020	22533TKM7	80,000,000.00	80,000,000.00	0.00	80,000,000.00	177.78	0.00	
10/21/20	10/21/20	ROYAL BANK OF CANADA NY CERT DEPOS DTD 04/21/2020 0.980% 10/21/2020	78012UVH5	50,000,000.00	50,000,000.00	226,208.35	50,226,208.35	0.00	0.00	
10/21/20	10/21/20	CANTOR FITZGERALD REPO AGRMT DTD 10/20/2020 0.050% 10/21/2020	RE1332700	50,000,000.00	50,000,000.00	69.44	50,000,069.44	0.00	0.00	



Managed Account Security Transactions & Interest

For the Month Ending **October 31, 2020**

SAN BERNARDINO COUNTY - 76990800

Transaction Type	Trade	Settle	Security Description	CUSIP	Par	Principal Proceeds	Accrued Interest	Total	Realized G/L Cost	Realized G/L Amort Cost	Sale Method
MATURITY											
	10/22/20	10/22/20	CREDIT AGRICOLE CIB NY COMM PAPER -- 0.000% 10/22/2020	22533TKN5	75,000,000.00	75,000,000.00	0.00	75,000,000.00	166.67	0.00	
	10/26/20	10/26/20	FHLB NOTES (CALLED, OMD 10/26/22) DTD 10/26/2018 3.210% 10/26/2020	3130AFAJ6	25,000,000.00	25,000,000.00	401.250.00	25,401,250.00	0.00	0.00	
	10/27/20	10/27/20	CREDIT AGRICOLE CIB NY COMM PAPER -- 0.000% 10/27/2020	22533TKT2	37,000,000.00	37,000,000.00	0.00	37,000,000.00	82.22	0.00	
	10/29/20	10/29/20	CANTOR FITZGERALD REPO AGRMT DTD 10/28/2020 0.060% 10/29/2020	RE1332684	100,000,000.00	100,000,000.00	166.67	100,000,166.67	0.00	0.00	
	10/29/20	10/29/20	CREDIT AGRICOLE CIB NY COMM PAPER -- 0.000% 10/29/2020	22533TKV7	65,000,000.00	65,000,000.00	0.00	65,000,000.00	144.44	0.00	
	10/30/20	10/30/20	COOPERATIEVE RABOBANK U.A. COMM PAPER DTD 10/29/2020 0.000% 10/30/2020	21687AKW2	141,000,000.00	141,000,000.00	0.00	141,000,000.00	313.33	0.00	
	10/30/20	10/30/20	CANTOR FITZGERALD REPO AGRMT DTD 10/29/2020 0.050% 10/30/2020	RE1332676	50,000,000.00	50,000,000.00	69.44	50,000,069.44	0.00	0.00	
	10/30/20	10/30/20	FANNIE MAE NOTES DTD 11/01/2018 2.875% 10/30/2020	3135G0U84	50,000,000.00	50,000,000.00	718,750.00	50,718,750.00	29,000.00	0.00	
	10/31/20	10/31/20	US TREASURY NOTES DTD 10/31/2013 1.750% 10/31/2020	912828WC0	50,000,000.00	50,000,000.00	437,500.00	50,437,500.00	3,906.25	0.00	
Transaction Type Sub-Total					2,709,000,000.00	2,709,000,000.00	3,368,079.20	2,712,368,079.20	286,367.64	0.00	
PAYDOWNS											
	10/01/20	10/01/20	MBALT 2020-A A2 DTD 01/29/2020 1.820% 03/15/2022	58770FAB8	241,453.89	241,453.89	0.00	241,453.89	9.92	0.00	
	10/15/20	10/15/20	TAOT 2020-A A2 DTD 02/12/2020 1.670% 11/15/2022	89232HAB1	1,067,099.52	1,067,099.52	0.00	1,067,099.52	13.13	0.00	
	10/15/20	10/15/20	TAOT 2019-C A2A DTD 08/14/2019 2.000% 04/15/2022	89238UAB6	346,329.87	346,329.87	0.00	346,329.87	16.10	0.00	
	10/15/20	10/15/20	JDOT 2019-A A2 DTD 03/13/2019 2.850% 12/15/2021	47789JAB2	375,649.95	375,649.95	0.00	375,649.95	17.13	0.00	



Managed Account Security Transactions & Interest

For the Month Ending **October 31, 2020**

SAN BERNARDINO COUNTY - 76990800

Transaction Type		Security Description	CUSIP	Par	Principal Proceeds	Accrued Interest	Total	Realized G/L Cost	Realized G/L Amort Cost	Sale Method
Trade	Settle									
PAYDOWNS										
10/15/20	10/15/20	TAOT 2019-A A2A DTD 02/13/2019 2.830% 10/15/2021	89239AAB9	281,861.20	281,861.20	0.00	281,861.20	25.59	0.00	
10/15/20	10/15/20	TAOT 2019-B A2A DTD 05/08/2019 2.590% 02/15/2022	89239JAB0	824,799.44	824,799.44	0.00	824,799.44	8.91	0.00	
10/15/20	10/15/20	MBALT 2019-B A2 DTD 11/20/2019 2.010% 12/15/2021	58769OAB7	250,284.24	250,284.24	0.00	250,284.24	13.17	0.00	
10/15/20	10/15/20	TAOT 2019-D A2 DTD 11/13/2019 1.920% 07/15/2022	89233MAB9	584,870.02	584,870.02	0.00	584,870.02	43.22	0.00	
10/15/20	10/15/20	HART 2019-B A2 DTD 11/06/2019 1.930% 07/15/2022	44891JAB4	217,679.88	217,679.88	0.00	217,679.88	13.47	0.00	
10/15/20	10/15/20	MBART 2019-1 A2A DTD 09/25/2019 2.040% 06/15/2022	58769TAB1	546,210.15	546,210.15	0.00	546,210.15	52.22	0.00	
10/15/20	10/15/20	HAROT 2019-3 A2 DTD 08/27/2019 1.900% 04/15/2022	43815NAB0	372,288.15	372,288.15	0.00	372,288.15	26.06	0.00	
10/16/20	10/16/20	JOHN DEERE OWNER TRUST DTD 07/24/2019 2.280% 05/16/2022	477870AB5	326,274.95	326,274.95	0.00	326,274.95	1.24	0.00	
10/18/20	10/18/20	HAROT 2019-1 A2 DTD 02/27/2019 2.750% 09/20/2021	43814WAB1	491,968.88	491,968.88	0.00	491,968.88	31.68	0.00	
10/18/20	10/18/20	HAROT 2019-4 A2 DTD 11/26/2019 1.860% 06/20/2022	43813VAB4	735,666.48	735,666.48	0.00	735,666.48	45.46	0.00	
10/21/20	10/21/20	HAROT 2019-2 A2 DTD 05/29/2019 2.570% 12/21/2021	43815MAB2	963,423.96	963,423.96	0.00	963,423.96	1.54	0.00	
10/21/20	10/21/20	HAROT 2020-1 A2 DTD 02/26/2020 1.630% 10/21/2022	43813RAB3	495,274.18	495,274.18	0.00	495,274.18	50.17	0.00	
Transaction Type Sub-Total				8,121,134.76	8,121,134.76	0.00	8,121,134.76	369.01	0.00	
SELL										
10/20/20	10/20/20	FIDELITY GOV'T MM FUND 2642	31607A703	1,000,000.00	1,000,000.00	0.00	1,000,000.00	0.00	0.00	FIFO
10/20/20	10/20/20	FIDELITY GOV'T MM FUND 2642	31607A703	49,000,000.00	49,000,000.00	0.00	49,000,000.00	0.00	0.00	FIFO
10/23/20	10/23/20	FIDELITY GOV'T MM FUND 2642	31607A703	125,000,000.00	125,000,000.00	0.00	125,000,000.00	0.00	0.00	FIFO
Transaction Type Sub-Total				175,000,000.00	175,000,000.00	0.00	175,000,000.00	0.00	0.00	
Managed Account Sub-Total					(82,356,536.67)	8,493,976.35	(73,862,560.32)	286,736.65	0.00	



Managed Account Security Transactions & Interest

For the Month Ending **October 31, 2020**

SAN BERNARDINO COUNTY - 76990800

Total Security Transactions	(\$82,356,536.67)	\$8,493,976.35	(\$73,862,560.32)	\$286,736.65	\$0.00
------------------------------------	--------------------------	-----------------------	--------------------------	---------------------	---------------