



Customer Service  
PO Box 11813  
Harrisburg, PA 17108-1813

## ACCOUNT STATEMENT

For the Month Ending

**November 30, 2022**

## SAN BERNARDINO COUNTY

### Client Management Team

#### **Kenneth Schiebel, CFA**

Managing Director  
213 Market Street  
Harrisburg, PA 17101-2141  
717-232-2723  
schiebelk@pfmam.com

#### **Danny A. Nelson**

Director  
800 Nicollet Mall, 4th Floor  
Minneapolis, MN 55402  
612-371-3747  
nelsond@pfmam.com

### Contents

Cover/Disclosures  
Summary Statement  
Individual Accounts

### Accounts included in Statement

76990800      SAN BERNARDINO COUNTY

SAN BERNARDINO COUNTY  
PARTH BHATT  
268 WEST HOSPITALITY LANE  
FIRST FLOOR  
SAN BERNARDINO, CA 92415-0360

**Online Access**    <https://www.pfmam.com>      **Customer Service**    1-717-232-2723

**Important Disclosures**

**Important Disclosures**

This statement is for general information purposes only and is not intended to provide specific advice or recommendations. PFM Asset Management LLC ("PFMAM") is an investment adviser registered with the U.S. Securities and Exchange Commission and a subsidiary of U.S. Bancorp Asset Management, Inc. ("USBAM"). USBAM is a subsidiary of U.S. Bank National Association ("U.S. Bank"). U.S. Bank is a separate entity and subsidiary of U.S. Bancorp. U.S. Bank is not responsible for and does not guarantee the products, services or performance of PFMAM. PFMAM maintains a written disclosure statement of our background and business experience. If you would like to receive a copy of our current disclosure statement, please contact Service Operations at the address below.

**Proxy Voting** PFMAM does not normally receive proxies to vote on behalf of its clients. However, it does on occasion receive consent requests. In the event a consent request is received the portfolio manager contacts the client and then proceeds according to their instructions. PFMAM's Proxy Voting Policy is available upon request by contacting Service Operations at the address below.

**Questions About an Account** PFMAM's monthly statement is intended to detail our investment advisory activity as well as the activity of any accounts held by clients in pools that are managed by PFMAM. The custodian bank maintains the control of assets and executes (i.e., settles) all investment transactions. The custodian statement is the official record of security and cash holdings and transactions. PFMAM recognizes that clients may use these reports to facilitate record keeping and that the custodian bank statement and the PFMAM statement should be reconciled and differences resolved. Many custodians use a settlement date basis which may result in the need to reconcile due to a timing difference.

**Account Control** PFMAM does not have the authority to withdraw funds from or deposit funds to the custodian outside the scope of services provided by PFMAM. Our clients retain responsibility for their internal accounting policies; implementing and enforcing internal controls and generating ledger entries or otherwise recording transactions.

**Market Value** Generally, PFMAM's market prices are derived from closing bid prices as of the last business day of the month as supplied by Refinitiv or Bloomberg. For certain short-term investments or where prices are not available from generally recognized sources the securities are priced using a yield-based matrix system to arrive at an estimated market value. Prices that fall between data points are interpolated. Non-negotiable FDIC-insured bank certificates of deposit are priced at par. Although PFMAM believes the prices to be reliable, the values of the securities may not represent the prices at which the securities could have been bought or sold. Explanation of the valuation methods for a registered investment company or local government investment program is contained in the appropriate fund offering documentation or information statement.

**Amortized Cost** The original cost of the principal of the security is adjusted for the amount of the periodic reduction of any discount or premium from the purchase date until the date of the report. Discount or premium with respect to short term securities (those with less than one year to maturity at time of issuance) is amortized on a straightline basis. Such discount or premium with respect to longer term securities is amortized using the constant yield basis.

**Tax Reporting** Cost data and realized gains / losses are provided for informational purposes only. Please review for accuracy and consult your tax advisor to determine the tax consequences of your security transactions. PFMAM does not report such information to the IRS or other taxing authorities and is not responsible for the accuracy of such information that may be required to be reported to federal, state or other taxing authorities.

**Financial Situation** In order to better serve you, PFMAM should be promptly notified of any material change in your investment objective or financial situation.

**Callable Securities** Securities subject to redemption prior to maturity may be redeemed in whole or in part before maturity, which could affect the yield represented.

**Portfolio** The securities in this portfolio, including shares of mutual funds, are not guaranteed or otherwise protected by PFMAM, the FDIC (except for certain non-negotiable certificates of deposit) or any government agency. Investment in securities involves risks, including the possible loss of the amount invested. Actual settlement values, accrued interest, and amortized cost amounts may vary for securities subject to an adjustable interest rate or subject to principal paydowns. Any changes to the values shown may be reflected within the next monthly statement's beginning values.

**Rating** Information provided for ratings is based upon a good faith inquiry of selected sources, but its accuracy and completeness cannot be guaranteed.

Shares of some local government investment programs and TERM funds are marketed through representatives of PFMAM's affiliate, PFM Fund Distributors, Inc. which is registered with the SEC as a broker/dealer and is a member of the Financial Industry Regulatory Authority ("FINRA") and the Municipal Securities Rulemaking Board ("MSRB"). You may reach the FINRA by calling the FINRA Hotline at 1-800-289-9999 or at the FINRA website address <https://www.finra.org/investors/investor-contacts>. A brochure describing the FINRA Regulation Public Disclosure Program is also available from FINRA upon request.

**Key Terms and Definitions**

**Dividends** on local government investment program funds consist of interest earned, plus any discount ratably amortized to the date of maturity, plus all realized gains and losses on the sale of securities prior to maturity, less ratably amortization of any premium and all accrued expenses to the fund. Dividends are accrued daily and may be paid either monthly or quarterly. The monthly earnings on this statement represent the estimated dividend accrued for the month for any program that distributes earnings on a quarterly basis. There is no guarantee that the estimated amount will be paid on the actual distribution date.

**Current Yield** is the net change, exclusive of capital changes and income other than investment income, in the value of a hypothetical fund account with a balance of one share over the seven-day base period including the statement date, expressed as a percentage of the value of one share (normally \$1.00 per share) at the beginning of the seven-day period. This resulting net change in account value is then annualized by multiplying it by

365 and dividing the result by 7. The yields quoted should not be considered a representation of the yield of the fund in the future, since the yield is not fixed. **Average maturity** represents the average maturity of all securities and investments of a portfolio, determined by multiplying the par or principal value of each security or investment by its maturity (days or years), summing the products, and dividing the sum by the total principal value of the portfolio. The stated maturity date of mortgage backed or callable securities are used in this statement. However the actual maturity of these securities could vary depending on the level or prepayments on the underlying mortgages or whether a callable security has or is still able to be called.

**Monthly distribution yield** represents the net change in the value of one share (normally \$1.00 per share) resulting from all dividends declared during the month by a fund expressed as a percentage of the value of one share at the beginning of the month. This resulting net change is then annualized by multiplying it by 365 and dividing it by the number of calendar days in the month.

**YTM at Cost** The yield to maturity at cost is the expected rate of return, based on the original cost, the annual interest receipts, maturity value and the time period from purchase date to maturity, stated as a percentage, on an annualized basis.

**YTM at Market** The yield to maturity at market is the rate of return, based on the current market value, the annual interest receipts, maturity value and the time period remaining until maturity, stated as a percentage, on an annualized basis.

**Managed Account** A portfolio of investments managed discretely by PFMAM according to the client's specific investment policy and requirements. The investments are directly owned by the client and held by the client's custodian.

**Unsettled Trade** A trade which has been executed however the final consummation of the security transaction and payment has not yet taken place.

Please review the detail pages of this statement carefully. If you think your statement is wrong, missing account information, or if you need more information about a transaction, please contact PFMAM within 60 days of receipt. If you have other concerns or questions regarding your account, or to request an updated copy of PFMAM's current disclosure statement, please contact a member of your client management team at PFMAM Service Operations at the address below.

PFM Asset Management LLC  
Attn: Service Operations  
213 Market Street  
Harrisburg, PA 17101

**NOT FDIC INSURED      NO BANK GUARANTEE      MAY LOSE VALUE**

**PFM Fund Distributors, Inc. (PFMFD), an affiliate of PFM Asset Management LLC, is registered with the U.S. Securities and Exchange Commission (SEC) and is subject to the rules of the Municipal Securities Rulemaking Board (MSRB) as it relates to the distribution of shares of local government investment pools. PFMFD is required to inform you of the availability of the MSRB Investor Brochure which describes the protections that may be provided by the MSRB rules and how to file a complaint with an appropriate regulatory authority. The MSRB Investor Brochure can be found on the MSRB's website at [www.msrb.org](http://www.msrb.org)**

**Consolidated Summary Statement**

For the Month Ending **November 30, 2022**

SAN BERNARDINO COUNTY

<b>Portfolio Summary</b>		
<b>Portfolio Holdings</b>	<b>Cash Dividends and Income</b>	<b>Closing Market Value</b>
PFMAM Managed Account	15,630,460.81	11,594,138,615.17
Cash Balance	0.00	201,292,424.03
<b>Total</b>	<b>\$15,630,460.81</b>	<b>\$11,795,431,039.20</b>

<b>Investment Allocation</b>		
<b>Investment Type</b>	<b>Closing Market Value</b>	<b>Percent</b>
Asset-Backed Security	676,660,165.80	5.74
Federal Agency Discount Note	298,143,602.35	2.53
Federal Agency Bond / Note	2,476,306,553.18	20.99
Corporate Note	653,636,705.55	5.54
Certificate of Deposit	1,194,584,561.68	10.13
Federal Agency Commercial Mortgage-Backed Se	1,020,506,342.98	8.65
Commercial Paper	1,153,737,819.03	9.78
Federally Insured Cash Account	25,000,000.00	0.21
Joint Powers Authority	542,000,000.00	4.59
Money Market Mutual Fund	84,000,000.00	0.71
NOW Account	1,000,000.00	0.01
Corporate Note	33,886,545.00	0.29
Repurchase Agreement	49,999,986.10	0.42
Supra-National Agency Bond / Note	243,098,211.00	2.06
U.S. Treasury Bond / Note	3,141,578,122.50	26.64
Cash Balance	201,292,424.03	1.71
<b>Total</b>	<b>\$11,795,431,039.20</b>	<b>100.00%</b>

**Consolidated Summary Statement**

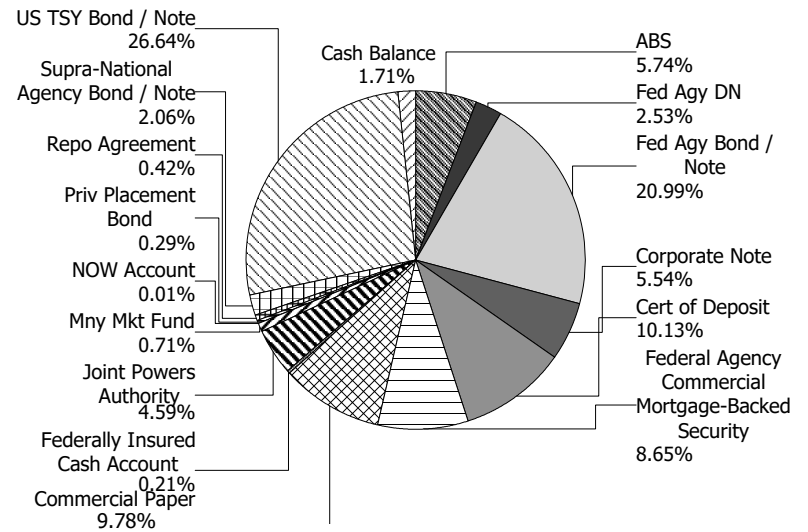
For the Month Ending **November 30, 2022**

**SAN BERNARDINO COUNTY**

**Maturity Distribution (Fixed Income Holdings)**

**Sector Allocation**

<b>Portfolio Holdings</b>	<b>Closing Market Value</b>	<b>Percent</b>
Under 30 days	1,726,667,590.63	14.64
31 to 60 days	569,676,863.39	4.83
61 to 90 days	551,021,912.60	4.67
91 to 180 days	991,799,224.43	8.41
181 days to 1 year	1,498,833,520.22	12.71
1 to 2 years	2,740,370,159.48	23.23
2 to 3 years	2,399,674,130.06	20.34
3 to 4 years	509,979,349.20	4.32
4 to 5 years	807,408,289.19	6.85
Over 5 years	0.00	0.00
<b>Total</b>	<b>\$11,795,431,039.20</b>	<b>100.00%</b>
<b>Weighted Average Days to Maturity</b>	<b>539</b>	



**Managed Account Summary Statement**

For the Month Ending **November 30, 2022**

SAN BERNARDINO COUNTY - 76990800

**Transaction Summary - Managed Account**

<b>Opening Market Value</b>	<b>\$11,002,667,427.85</b>
Maturities/Calls	(7,522,015,578.33)
Principal Dispositions	(654,000,000.00)
Principal Acquisitions	8,470,284,915.28
Unsettled Trades	244,148,250.00
Change in Current Value	53,053,600.37
<b>Closing Market Value</b>	<b>\$11,594,138,615.17</b>

**Cash Transactions Summary - Managed Account**

Maturities/Calls	7,503,632,058.09
Sale Proceeds	654,000,000.00
Coupon/Interest/Dividend Income	12,745,358.53
Principal Payments	21,015,578.33
Security Purchases	(8,504,253,436.48)
Net Cash Contribution	312,860,441.53
Reconciling Transactions	0.00

**Earnings Reconciliation (Cash Basis) - Managed Account**

Interest/Dividends/Coupons Received	15,377,416.62
Less Purchased Interest Related to Interest/Coupons	(970,158.00)
Plus Net Realized Gains/Losses	1,223,202.19
<b>Total Cash Basis Earnings</b>	<b>\$15,630,460.81</b>

**Cash Balance**

**Closing Cash Balance** **\$0.00**

**Earnings Reconciliation (Accrual Basis)**

	<b>Total</b>
Ending Amortized Value of Securities	11,883,736,762.54
Ending Accrued Interest	35,641,301.81
Plus Proceeds from Sales	654,000,000.00
Plus Proceeds of Maturities/Calls/Principal Payments	7,524,647,636.42
Plus Coupons/Dividends Received	12,745,358.53
Less Cost of New Purchases	(8,715,681,101.06)
Less Beginning Amortized Value of Securities	(11,338,652,545.08)
Less Beginning Accrued Interest	(32,889,312.67)
<b>Total Accrual Basis Earnings</b>	<b>\$23,548,100.49</b>

**Portfolio Summary and Statistics**

For the Month Ending **November 30, 2022**

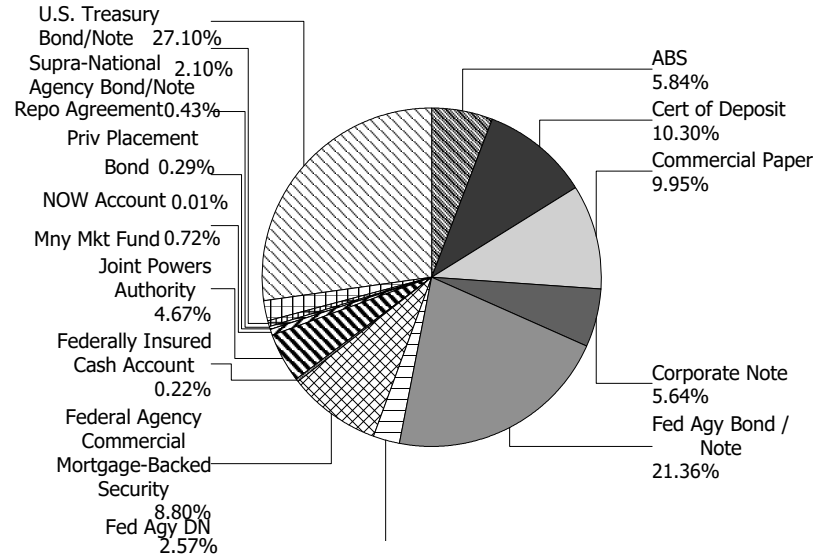
**SAN BERNARDINO COUNTY - 76990800**

**Account Summary**

Description	Par Value	Market Value	Percent
U.S. Treasury Bond / Note	3,350,000,000.00	3,141,578,122.50	27.10
Supra-National Agency Bond / Note	248,000,000.00	243,098,211.00	2.10
Repurchase Agreement	50,000,000.00	49,999,986.10	0.43
NOW Account	1,000,000.00	1,000,000.00	0.01
Money Market Mutual Fund	84,000,000.00	84,000,000.00	0.72
Joint Powers Authority	542,000,000.00	542,000,000.00	4.67
Federally Insured Cash Account	25,000,000.00	25,000,000.00	0.22
Federal Agency Discount Note	300,000,000.00	298,143,602.35	2.57
Federal Agency Commercial Mortgage-Backed Security	1,066,972,085.88	1,020,506,342.98	8.80
Federal Agency Bond / Note	2,574,740,000.00	2,476,306,553.18	21.36
Corporate Note	709,198,000.00	687,523,250.55	5.93
Commercial Paper	1,162,965,000.00	1,153,737,819.03	9.95
Certificate of Deposit	1,200,000,000.00	1,194,584,561.68	10.30
Asset-Backed Security	688,961,466.74	676,660,165.80	5.84
<b>Managed Account Sub-Total</b>	<b>12,002,836,552.62</b>	<b>11,594,138,615.17</b>	<b>100.00%</b>
Accrued Interest		35,641,301.81	
<b>Total Portfolio</b>	<b>12,002,836,552.62</b>	<b>11,629,779,916.98</b>	

**Unsettled Trades**                      **250,000,000.00**    **244,644,008.00**

**Sector Allocation**

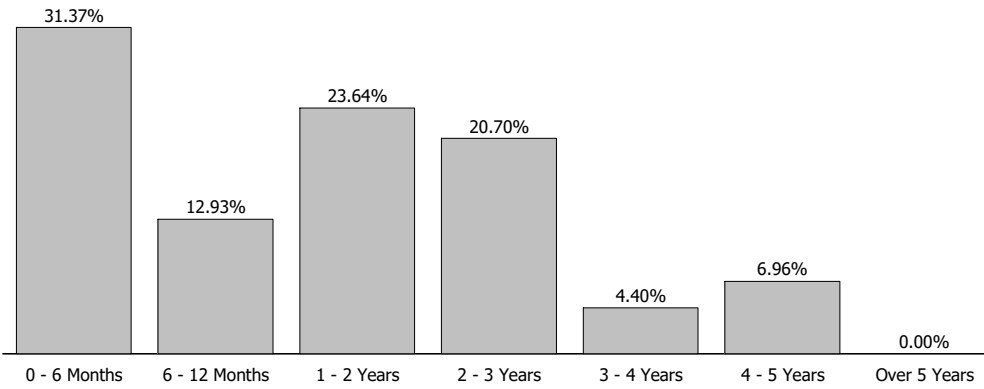


**Portfolio Summary and Statistics**

For the Month Ending **November 30, 2022**

SAN BERNARDINO COUNTY - 76990800

**Maturity Distribution**



**Characteristics**

Yield to Maturity at Cost	2.66%
Yield to Maturity at Market	4.42%
Weighted Average Days to Maturity	548

**Managed Account Issuer Summary**

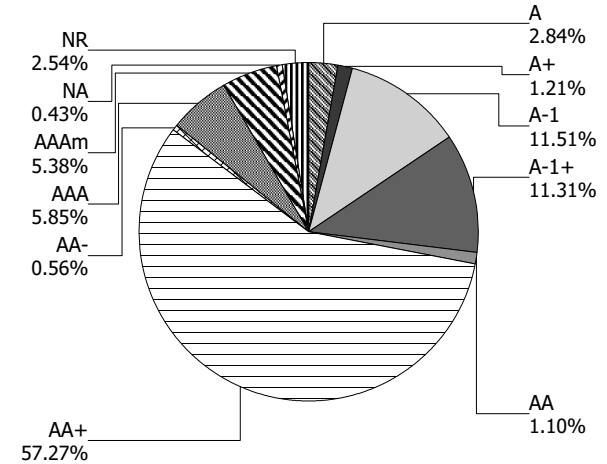
For the Month Ending **November 30, 2022**

**SAN BERNARDINO COUNTY - 76990800**

**Issuer Summary**

<b>Issuer</b>	<b>Market Value of Holdings</b>	<b>Percent</b>
AMAZON.COM INC	196,416,525.00	1.69
AMERICAN EXPRESS CO	52,318,138.92	0.45
BANK OF NOVA SCOTIA	49,901,211.75	0.43
BANK OF THE WEST	1,000,000.00	0.01
BEDFORD ROW FUNDING CORP	24,868,125.00	0.21
BMW FINANCIAL SERVICES NA LLC	19,141,701.58	0.17
BMW VEHICLE OWNER TRUST	23,618,693.21	0.20
BNP PARIBAS	99,559,950.25	0.86
BNP PARIBAS FORTIS	49,543,293.60	0.43
CAMP	532,000,000.00	4.59
CANADIAN IMPERIAL BANK OF COMMERCE	224,080,812.13	1.93
CANTOR FITZGERALD	49,999,986.10	0.43
CHARIOT FUNDING LLC	30,210,860.00	0.26
CHARTA LLC	49,612,550.00	0.43
CHASE ISSURANCE	7,971,059.20	0.07
CHEVRON CORPORATION	9,696,980.00	0.08
CITIGROUP INC	99,582,413.10	0.86
CREDIT AGRICOLE SA	424,383,430.50	3.66
DEERE & COMPANY	88,697,438.00	0.77
FAIRWAY FINANCE COMPANY LLC	34,811,035.00	0.30
FANNIE MAE	587,425,080.00	5.07
FEDERAL FARM CREDIT BANKS	431,893,295.00	3.73
FEDERAL HOME LOAN BANKS	1,100,676,915.43	9.48
FEDERATED GOVT OBLIGATIONS FUNDS	81,000,000.00	0.70
FIDELITY TREASURY MF	1,000,000.00	0.01
FREDDIE MAC	1,674,961,208.08	14.44
GTA FUNDING LLC	173,610,575.00	1.50
HONDA AUTO RECEIVABLES	44,480,606.12	0.38
HYUNDAI AUTO RECEIVABLES	137,901,357.86	1.19
INTER-AMERICAN DEVELOPMENT BANK	103,057,265.00	0.89
INTERNATIONAL FINANCE CORPORATION	19,714,440.00	0.17
INTL BANK OF RECONSTRUCTION AND DEV	120,326,506.00	1.04

**Credit Quality (S&P Ratings)**





**Managed Account Issuer Summary**

For the Month Ending **November 30, 2022**

**SAN BERNARDINO COUNTY - 76990800**

<b>Issuer</b>	<b>Market Value of Holdings</b>	<b>Percent</b>
INVESTMENT TRUST OF CALIFORNIA	10,000,000.00	0.09
JOHN DEERE OWNER TRUST	117,702,040.30	1.02
JOHNSON & JOHNSON	74,446,950.00	0.64
JP MORGAN CHASE & CO	48,972,350.00	0.42
LA FAYETTE ASSET SECURITIZATION LLC	24,850,350.00	0.21
LIBERTY STREET FUNDING LLC	149,528,350.00	1.29
MERCEDES-BENZ AUTO LEASE TRUST	21,182,146.55	0.18
MERCEDES-BENZ AUTO RECEIVABLES	58,711,953.76	0.51
METLIFE INC	111,472,791.03	0.96
MORGAN STANLEY	1,000,000.00	0.01
NESTLE SA	4,947,800.00	0.04
NORDEA BANK ABP	49,356,150.00	0.43
NORTHERN TRUST	1,000,000.00	0.01
OLD LINE FUNDING LLC	142,859,410.00	1.23
RABOBANK NEDERLAND	49,565,400.00	0.43
ROYAL BANK OF CANADA	99,398,200.40	0.86
STONECASTLE FICA	25,000,000.00	0.22
SVENSKA HANDELSBANKEN AB	99,137,517.95	0.86
THE BANK OF NEW YORK MELLON CORPORATION	245,484,408.55	2.12
THUNDER BAY FUNDING LLC	74,230,900.00	0.64
TORONTO-DOMINION BANK	99,144,200.00	0.86
Toyota Lease Owner Trust	3,985,195.82	0.03
TOYOTA MOTOR CORP	380,214,582.48	3.28
UNITED STATES TREASURY	3,141,578,122.50	27.09
US BANCORP	11,970,024.00	0.10
WAL-MART STORES INC	4,938,320.00	0.04
<b>Total</b>	<b>\$11,594,138,615.17</b>	<b>100.00%</b>

**Managed Account Detail of Securities Held**

For the Month Ending **November 30, 2022**

**SAN BERNARDINO COUNTY - 76990800**

<b>Security Type/Description</b>	<b>CUSIP</b>	<b>Par</b>	<b>S&amp;P Rating</b>	<b>Moody's Rating</b>	<b>Trade Date</b>	<b>Settle Date</b>	<b>Original Cost</b>	<b>YTM at Cost</b>	<b>Accrued Interest</b>	<b>Amortized Cost</b>	<b>Market Value</b>
<b>U.S. Treasury Bond / Note</b>											
US TREASURY NOTES DTD 05/31/2016 1.625% 05/31/2023	912828R69	50,000,000.00	AA+	Aaa	04/05/19	04/08/19	48,658,203.13	2.31	2,232.14	49,839,587.03	49,265,625.00
US TREASURY NOTES DTD 06/30/2016 1.375% 06/30/2023	912828S35	25,000,000.00	AA+	Aaa	11/08/19	11/12/19	24,701,171.88	1.72	143,851.90	24,952,448.92	24,527,345.00
US TREASURY NOTES DTD 06/30/2016 1.375% 06/30/2023	912828S35	50,000,000.00	AA+	Aaa	04/03/19	04/04/19	48,123,046.88	2.31	287,703.81	49,744,162.07	49,054,690.00
US TREASURY NOTES DTD 07/02/2018 2.625% 06/30/2023	9128284U1	50,000,000.00	AA+	Aaa	04/05/19	04/08/19	50,634,765.63	2.31	549,252.72	50,086,745.82	49,429,690.00
US TREASURY NOTES DTD 06/30/2016 1.375% 06/30/2023	912828S35	100,000,000.00	AA+	Aaa	04/15/19	04/16/19	96,035,156.25	2.37	575,407.61	99,455,350.24	98,109,380.00
US TREASURY NOTES DTD 08/01/2016 1.250% 07/31/2023	912828S92	100,000,000.00	AA+	Aaa	03/27/19	03/28/19	96,265,625.00	2.15	417,798.91	99,430,189.94	97,734,380.00
US TREASURY NOTES DTD 08/31/2016 1.375% 08/31/2023	912828D1	100,000,000.00	AA+	Aaa	03/28/19	03/29/19	96,562,500.00	2.20	349,447.51	99,419,283.73	97,531,250.00
US TREASURY NOTES DTD 09/15/2020 0.125% 09/15/2023	91282CAK7	100,000,000.00	AA+	Aaa	06/29/22	06/30/22	96,636,718.75	2.98	26,588.40	97,808,540.72	96,437,500.00
US TREASURY NOTES DTD 02/28/2017 2.125% 02/29/2024	912828W48	75,000,000.00	AA+	Aaa	03/09/22	03/10/22	75,653,320.31	1.67	405,041.44	75,412,289.52	72,679,687.50
US TREASURY NOTES DTD 05/15/2014 2.500% 05/15/2024	912828WJ5	50,000,000.00	AA+	Aaa	09/30/19	10/01/19	52,062,500.00	1.57	55,248.62	50,648,807.76	48,507,810.00
US TREASURY NOTES DTD 05/15/2014 2.500% 05/15/2024	912828WJ5	50,000,000.00	AA+	Aaa	12/23/19	12/26/19	51,611,328.13	1.73	55,248.62	50,534,091.91	48,507,810.00
US TREASURY N/B NOTES DTD 05/15/2021 0.250% 05/15/2024	91282CCC3	75,000,000.00	AA+	Aaa	02/28/22	03/01/22	72,943,359.38	1.52	8,287.29	73,645,066.79	70,406,250.00
US TREASURY NOTES DTD 05/31/2017 2.000% 05/31/2024	912828XT2	50,000,000.00	AA+	Aaa	03/21/22	03/22/22	49,826,171.88	2.16	2,747.25	49,881,293.41	48,109,375.00
US TREASURY NOTES DTD 06/30/2017 2.000% 06/30/2024	912828XX3	50,000,000.00	AA+	Aaa	09/25/19	09/26/19	50,886,718.75	1.61	418,478.26	50,294,213.18	48,054,690.00

**Managed Account Detail of Securities Held**

For the Month Ending **November 30, 2022**

**SAN BERNARDINO COUNTY - 76990800**

<b>Security Type/Description</b> <b>Dated Date/Coupon/Maturity</b>	<b>CUSIP</b>	<b>Par</b>	<b>S&amp;P Rating</b>	<b>Moody's Rating</b>	<b>Trade Date</b>	<b>Settle Date</b>	<b>Original Cost</b>	<b>YTM at Cost</b>	<b>Accrued Interest</b>	<b>Amortized Cost</b>	<b>Market Value</b>
<b>U.S. Treasury Bond / Note</b>											
US TREASURY NOTES DTD 06/30/2017 2.000% 06/30/2024	912828XX3	50,000,000.00	AA+	Aaa	10/31/19	11/01/19	51,017,578.13	1.55	418,478.26	50,344,769.57	48,054,690.00
US TREASURY NOTES DTD 06/30/2017 2.000% 06/30/2024	912828XX3	50,000,000.00	AA+	Aaa	11/01/19	11/04/19	50,935,546.88	1.58	418,478.26	50,317,535.62	48,054,690.00
US TREASURY NOTES DTD 06/30/2019 1.750% 06/30/2024	9128286Z8	50,000,000.00	AA+	Aaa	12/11/19	12/12/19	50,173,828.13	1.67	366,168.48	50,060,348.27	47,890,625.00
US TREASURY NOTES DTD 06/30/2019 1.750% 06/30/2024	9128286Z8	50,000,000.00	AA+	Aaa	03/17/22	03/21/22	49,701,171.88	2.02	366,168.48	49,792,759.83	47,890,625.00
US TREASURY NOTES DTD 06/30/2019 1.750% 06/30/2024	9128286Z8	50,000,000.00	AA+	Aaa	06/10/22	06/13/22	48,742,187.50	3.03	366,168.48	49,029,735.54	47,890,625.00
US TREASURY N/B NOTES DTD 07/15/2021 0.375% 07/15/2024	91282CCL3	100,000,000.00	AA+	Aaa	06/24/22	06/27/22	94,679,687.50	3.07	141,644.02	95,794,893.19	93,562,500.00
US TREASURY NOTES DTD 07/31/2017 2.125% 07/31/2024	9128282N9	50,000,000.00	AA+	Aaa	10/10/19	10/11/19	51,474,609.38	1.49	355,129.08	50,510,861.83	48,062,500.00
US TREASURY NOTES DTD 07/31/2017 2.125% 07/31/2024	9128282N9	50,000,000.00	AA+	Aaa	04/05/22	04/06/22	49,429,687.50	2.63	355,129.08	49,590,613.93	48,062,500.00
US TREASURY NOTES DTD 07/31/2019 1.750% 07/31/2024	912828Y87	50,000,000.00	AA+	Aaa	06/13/22	06/14/22	48,324,218.75	3.39	292,459.24	48,690,392.03	47,773,440.00
US TREASURY NOTES DTD 08/15/2014 2.375% 08/15/2024	912828D56	50,000,000.00	AA+	Aaa	06/10/22	06/13/22	49,279,296.88	3.06	348,505.43	49,434,511.28	48,242,190.00
US TREASURY NOTES DTD 08/31/2019 1.250% 08/31/2024	912828YE4	50,000,000.00	AA+	Aaa	02/09/22	02/10/22	49,712,890.63	1.48	158,839.78	49,803,362.39	47,289,060.00
US TREASURY NOTES DTD 08/31/2019 1.250% 08/31/2024	912828YE4	50,000,000.00	AA+	Aaa	02/15/22	02/16/22	49,417,968.75	1.72	158,839.78	49,598,793.99	47,289,060.00
US TREASURY NOTES DTD 09/30/2019 1.500% 09/30/2024	912828YH7	50,000,000.00	AA+	Aaa	02/15/22	02/16/22	49,683,593.75	1.75	127,747.26	49,778,813.19	47,421,875.00
US TREASURY NOTES DTD 09/30/2019 1.500% 09/30/2024	912828YH7	50,000,000.00	AA+	Aaa	04/04/22	04/05/22	48,683,593.75	2.60	127,747.26	49,031,159.76	47,421,875.00

**Managed Account Detail of Securities Held**

For the Month Ending **November 30, 2022**

**SAN BERNARDINO COUNTY - 76990800**

<b>Security Type/Description Dated Date/Coupon/Maturity</b>	<b>CUSIP</b>	<b>Par</b>	<b>S&amp;P Rating</b>	<b>Moody's Rating</b>	<b>Trade Date</b>	<b>Settle Date</b>	<b>Original Cost</b>	<b>YTM at Cost</b>	<b>Accrued Interest</b>	<b>Amortized Cost</b>	<b>Market Value</b>
<b>U.S. Treasury Bond / Note</b>											
US TREASURY N/B NOTES DTD 10/15/2021 0.625% 10/15/2024	91282CDB4	75,000,000.00	AA+	Aaa	03/09/22	03/10/22	72,793,945.31	1.79	60,525.41	73,411,640.62	69,949,215.00
US TREASURY N/B NOTES DTD 11/15/2021 0.750% 11/15/2024	91282CDH1	75,000,000.00	AA+	Aaa	03/28/22	03/29/22	71,589,843.75	2.55	24,861.88	72,465,424.41	69,914,062.50
US TREASURY NOTES DTD 01/31/2020 1.375% 01/31/2025	912828Z52	50,000,000.00	AA+	Aaa	10/27/21	10/28/21	50,845,703.13	0.85	229,789.40	50,562,381.93	47,000,000.00
US TREASURY NOTES DTD 02/17/2015 2.000% 02/15/2025	912828J27	50,000,000.00	AA+	Aaa	12/19/19	12/20/19	50,576,171.88	1.77	293,478.26	50,246,799.74	47,578,125.00
US TREASURY N/B NOTES DTD 02/15/2022 1.500% 02/15/2025	91282CDZ1	50,000,000.00	AA+	Aaa	03/02/22	03/03/22	49,767,578.13	1.66	220,108.70	49,826,329.21	47,046,875.00
US TREASURY NOTES DTD 05/15/2015 2.125% 05/15/2025	912828XB1	50,000,000.00	AA+	Aaa	12/09/19	12/10/19	51,109,375.00	1.70	46,961.33	50,501,260.72	47,562,500.00
US TREASURY N/B NOTES DTD 05/15/2022 2.750% 05/15/2025	91282CEO0	50,000,000.00	AA+	Aaa	06/09/22	06/10/22	49,652,343.75	3.00	60,773.48	49,708,878.50	48,296,875.00
US TREASURY NOTES DTD 05/31/2020 0.250% 05/31/2025	912828ZT0	50,000,000.00	AA+	Aaa	11/22/21	11/24/21	48,667,968.75	1.02	343.41	49,053,884.35	45,351,560.00
US TREASURY NOTES DTD 06/30/2020 0.250% 06/30/2025	912828ZW3	50,000,000.00	AA+	Aaa	11/22/21	11/24/21	48,605,468.75	1.04	52,309.78	49,000,267.55	45,320,310.00
US TREASURY NOTES DTD 06/30/2020 0.250% 06/30/2025	912828ZW3	50,000,000.00	AA+	Aaa	01/24/22	01/25/22	48,166,015.63	1.35	52,309.78	48,620,117.19	45,320,310.00
US TREASURY NOTES DTD 06/30/2020 0.250% 06/30/2025	912828ZW3	50,000,000.00	AA+	Aaa	06/09/22	06/10/22	45,994,140.63	3.01	52,309.78	46,618,710.10	45,320,310.00
US TREASURY NOTES DTD 06/30/2020 0.250% 06/30/2025	912828ZW3	75,000,000.00	AA+	Aaa	01/26/22	01/27/22	72,058,593.75	1.43	78,464.68	72,783,356.25	67,980,465.00
US TREASURY NOTES DTD 06/30/2020 0.250% 06/30/2025	912828ZW3	75,000,000.00	AA+	Aaa	01/31/22	02/01/22	71,976,562.50	1.47	78,464.68	72,712,387.05	67,980,465.00
US TREASURY NOTES DTD 07/31/2020 0.250% 07/31/2025	91282CAB7	50,000,000.00	AA+	Aaa	11/22/21	11/24/21	48,470,703.13	1.10	41,779.89	48,893,675.94	45,140,625.00

**Managed Account Detail of Securities Held**

For the Month Ending **November 30, 2022**

**SAN BERNARDINO COUNTY - 76990800**

<b>Security Type/Description</b> <b>Dated Date/Coupon/Maturity</b>	<b>CUSIP</b>	<b>Par</b>	<b>S&amp;P Rating</b>	<b>Moody's Rating</b>	<b>Trade Date</b>	<b>Settle Date</b>	<b>Original Cost</b>	<b>YTM at Cost</b>	<b>Accrued Interest</b>	<b>Amortized Cost</b>	<b>Market Value</b>
<b>U.S. Treasury Bond / Note</b>											
US TREASURY NOTES DTD 07/31/2020 0.250% 07/31/2025	91282CAB7	50,000,000.00	AA+	Aaa	11/22/21	11/24/21	48,482,421.88	1.09	41,779.89	48,902,153.52	45,140,625.00
US TREASURY NOTES DTD 08/31/2020 0.250% 08/31/2025	91282CAJ0	50,000,000.00	AA+	Aaa	01/18/22	01/19/22	47,859,375.00	1.47	31,767.96	48,371,827.65	44,984,375.00
US TREASURY NOTES DTD 08/31/2020 0.250% 08/31/2025	91282CAJ0	50,000,000.00	AA+	Aaa	06/27/22	06/28/22	45,480,468.75	3.27	31,767.96	46,088,267.78	44,984,375.00
US TREASURY NOTES DTD 08/31/2020 0.250% 08/31/2025	91282CAJ0	75,000,000.00	AA+	Aaa	03/10/22	03/11/22	70,769,531.25	1.94	47,651.94	71,652,962.47	67,476,562.50
US TREASURY NOTES DTD 09/30/2020 0.250% 09/30/2025	91282CAM3	50,000,000.00	AA+	Aaa	03/14/22	03/15/22	46,951,171.88	2.04	21,291.21	47,565,646.12	44,976,560.00
US TREASURY NOTES DTD 10/31/2020 0.250% 10/31/2025	91282CAT8	50,000,000.00	AA+	Aaa	04/05/22	04/06/22	45,789,062.50	2.75	10,704.42	46,560,852.43	44,804,690.00
US TREASURY NOTES DTD 10/31/2020 0.250% 10/31/2025	91282CAT8	50,000,000.00	AA+	Aaa	09/27/22	09/28/22	44,087,890.63	4.38	10,704.42	44,423,032.35	44,804,690.00
US TREASURY NOTES DTD 01/31/2021 0.375% 01/31/2026	91282CBH3	50,000,000.00	AA+	Aaa	10/05/22	10/06/22	44,132,812.50	4.20	62,669.84	44,403,680.18	44,578,125.00
US TREASURY NOTES DTD 01/31/2021 0.375% 01/31/2026	91282CBH3	50,000,000.00	AA+	Aaa	10/11/22	10/12/22	43,957,031.25	4.34	62,669.84	44,207,361.36	44,578,125.00
US TREASURY NOTES DTD 02/28/2021 0.500% 02/28/2026	91282CBO3	50,000,000.00	AA+	Aaa	10/24/22	10/25/22	43,773,437.50	4.55	63,535.91	43,961,966.81	44,632,810.00
US TREASURY N/B NOTES DTD 05/31/2021 0.750% 05/31/2026	91282CCF6	50,000,000.00	AA+	Aaa	09/29/22	09/30/22	44,224,609.38	4.18	1,030.22	44,492,028.51	44,695,310.00
US TREASURY NOTES DTD 05/31/2019 2.125% 05/31/2026	9128286X3	50,000,000.00	AA+	Aaa	11/01/22	11/02/22	46,298,828.13	4.38	2,918.96	46,381,013.42	46,937,500.00
US TREASURY NOTES DTD 05/15/2017 2.375% 05/15/2027	912828X88	50,000,000.00	AA+	Aaa	09/27/22	09/28/22	46,058,593.75	4.27	52,486.19	46,207,854.11	46,898,440.00
US TREASURY NOTES DTD 05/15/2017 2.375% 05/15/2027	912828X88	50,000,000.00	AA+	Aaa	10/27/22	10/31/22	46,332,031.25	4.16	52,486.19	46,400,653.48	46,898,440.00

**Managed Account Detail of Securities Held**

For the Month Ending **November 30, 2022**

**SAN BERNARDINO COUNTY - 76990800**

<b>Security Type/Description</b> <b>Dated Date/Coupon/Maturity</b>	<b>CUSIP</b>	<b>Par</b>	<b>S&amp;P Rating</b>	<b>Moody's Rating</b>	<b>Trade Date</b>	<b>Settle Date</b>	<b>Original Cost</b>	<b>YTM at Cost</b>	<b>Accrued Interest</b>	<b>Amortized Cost</b>	<b>Market Value</b>
<b>U.S. Treasury Bond / Note</b>											
US TREASURY NOTES DTD 06/30/2020 0.500% 06/30/2027	912828ZV5	50,000,000.00	AA+	Aaa	11/01/22	11/02/22	42,123,046.88	4.26	104,619.57	42,257,339.44	42,968,750.00
US TREASURY NOTES DTD 07/31/2020 0.375% 07/31/2027	91282CAD3	50,000,000.00	AA+	Aaa	09/26/22	09/27/22	41,859,375.00	4.12	62,669.84	42,158,662.68	42,632,810.00
US TREASURY NOTES DTD 08/15/2017 2.250% 08/15/2027	9128282R0	50,000,000.00	AA+	Aaa	11/03/22	11/04/22	45,289,062.50	4.46	330,163.04	45,361,953.80	46,562,500.00
<b>Security Type Sub-Total</b>		<b>3,350,000,000.00</b>					<b>3,225,599,609.50</b>	<b>2.40</b>	<b>9,582,235.23</b>	<b>3,246,732,991.13</b>	<b>3,141,578,122.50</b>
<b>Supra-National Agency Bond / Note</b>											
INTL BK OF RECON AND DEV NOTE DTD 04/20/2021 0.125% 04/20/2023	459058JV6	75,000,000.00	AAA	Aaa	04/13/21	04/20/21	74,844,750.00	0.23	10,677.08	74,970,226.03	73,734,975.00
INTER-AMERICAN DEVEL BK NOTES DTD 04/24/2020 0.500% 05/24/2023	4581X0DM7	20,000,000.00	AAA	Aaa	04/17/20	04/24/20	19,993,200.00	0.51	1,944.44	19,998,948.27	19,615,400.00
INTER-AMERICAN DEVELOPMENT BANK NOTE DTD 10/04/2013 3.000% 10/04/2023	4581X0CC0	25,000,000.00	AAA	Aaa	03/14/19	03/21/19	25,480,000.00	2.55	118,750.00	25,088,878.17	24,640,725.00
INTL BK RECON & DEVELOP NOTES DTD 11/24/2020 0.250% 11/24/2023	459058JM6	25,000,000.00	AAA	Aaa	11/17/20	11/24/20	24,946,250.00	0.32	1,215.28	24,982,426.94	23,943,550.00
INTL BK RECON & DEVELOP NOTES DTD 03/29/2022 2.250% 03/28/2024	45906M3C3	13,000,000.00	AAA	Aaa	03/22/22	03/29/22	12,989,860.00	2.29	51,187.50	12,993,290.93	12,600,211.00
INTL BANK OF RECON AND DEV SN (FLOATER) DTD 06/16/2020 4.190% 06/17/2024	45906M2B6	10,000,000.00	AAA	Aaa	06/09/20	06/16/20	10,000,000.00	0.48	71,616.23	10,000,000.00	10,047,770.00
INTER-AMERICAN DEVEL BK NOTES DTD 07/01/2022 3.250% 07/01/2024	4581X0EE4	60,000,000.00	AAA	Aaa	06/22/22	07/01/22	59,994,000.00	3.26	812,500.00	59,995,255.81	58,801,140.00
INTL FINANCE CORP CORPORATE NOTES DTD 09/15/2022 3.625% 09/15/2025	45950KDA5	20,000,000.00	AAA	Aaa	09/07/22	09/15/22	19,992,200.00	3.64	153,055.56	19,992,747.99	19,714,440.00
<b>Security Type Sub-Total</b>		<b>248,000,000.00</b>					<b>248,240,260.00</b>	<b>1.62</b>	<b>1,220,946.09</b>	<b>248,021,774.14</b>	<b>243,098,211.00</b>

**Managed Account Detail of Securities Held**

For the Month Ending **November 30, 2022**

**SAN BERNARDINO COUNTY - 76990800**

<b>Security Type/Description</b>	<b>Dated Date/Coupon/Maturity</b>	<b>CUSIP</b>	<b>Par</b>	<b>S&amp;P Rating</b>	<b>Moody's Rating</b>	<b>Trade Date</b>	<b>Settle Date</b>	<b>Original Cost</b>	<b>YTM at Cost</b>	<b>Accrued Interest</b>	<b>Amortized Cost</b>	<b>Market Value</b>
<b>Repurchase Agreement</b>												
CANTOR FITZGERALD REPO AGRMT DTD 11/30/2022 3.790% 12/01/2022		RE1362897	50,000,000.00	NA	NA	11/30/22	11/30/22	50,000,000.00	3.79	5,263.89	50,000,000.00	49,999,986.10
<b>Security Type Sub-Total</b>			<b>50,000,000.00</b>					<b>50,000,000.00</b>	<b>3.79</b>	<b>5,263.89</b>	<b>50,000,000.00</b>	<b>49,999,986.10</b>
<b>NOW Account</b>												
BANK OF THE WEST MONEY MARKET FUND		BKOFWEST7	1,000,000.00	NR	NR	03/28/22	03/28/22	1,000,000.00	2.45	0.00	1,000,000.00	1,000,000.00
<b>Security Type Sub-Total</b>			<b>1,000,000.00</b>					<b>1,000,000.00</b>	<b>2.45</b>	<b>0.00</b>	<b>1,000,000.00</b>	<b>1,000,000.00</b>
<b>Money Market Mutual Fund</b>												
NORTHERN TRUST INST GOVT SELECT 848		665278701	1,000,000.00	AAAm	NR	02/28/22	02/28/22	1,000,000.00	3.15	0.00	1,000,000.00	1,000,000.00
MORGAN STANLEY LIQ GOVT-INST FUND		61747C707	1,000,000.00	NR	NR	06/24/22	06/24/22	1,000,000.00	3.62	0.00	1,000,000.00	1,000,000.00
FIDELITY GOV'T MM FUND 2642		31607A703	1,000,000.00	AAA	AAA	09/20/22	09/20/22	1,000,000.00	3.56	0.00	1,000,000.00	1,000,000.00
FEDERATED GOVT OBLIGATIONS FUND		608919718	81,000,000.00	AAAm	NR	11/30/22	11/30/22	81,000,000.00	3.61	0.00	81,000,000.00	81,000,000.00
<b>Security Type Sub-Total</b>			<b>84,000,000.00</b>					<b>84,000,000.00</b>	<b>3.60</b>	<b>0.00</b>	<b>84,000,000.00</b>	<b>84,000,000.00</b>
<b>Joint Powers Authority</b>												
INVESTMENT TRUST OF CALIFORNIA		CALTRUST3	10,000,000.00	AAAm	NR	08/26/21	08/26/21	10,000,000.00	3.85	0.00	10,000,000.00	10,000,000.00
CALIFORNIA ASSET MANAGEMENT PROGRAM		CAMPFM025	25,000,000.00	AAAm	NR	04/19/22	04/19/22	25,000,000.00	4.04	0.00	25,000,000.00	25,000,000.00
CALIFORNIA ASSET MANAGEMENT PROGRAM		CAMPFM025	30,000,000.00	AAAm	NR	11/01/22	11/01/22	30,000,000.00	4.04	0.00	30,000,000.00	30,000,000.00
CALIFORNIA ASSET MANAGEMENT PROGRAM		CAMPFM025	32,000,000.00	AAAm	NR	04/14/22	04/14/22	32,000,000.00	4.04	0.00	32,000,000.00	32,000,000.00
CALIFORNIA ASSET MANAGEMENT PROGRAM		CAMPFM025	34,000,000.00	AAAm	NR	04/07/22	04/07/22	34,000,000.00	4.04	0.00	34,000,000.00	34,000,000.00
CALIFORNIA ASSET MANAGEMENT PROGRAM		CAMPFM025	40,000,000.00	AAAm	NR	05/25/22	05/25/22	40,000,000.00	4.04	0.00	40,000,000.00	40,000,000.00

**Managed Account Detail of Securities Held**

For the Month Ending **November 30, 2022**

**SAN BERNARDINO COUNTY - 76990800**

<b>Security Type/Description</b> <b>Dated Date/Coupon/Maturity</b>	<b>CUSIP</b>	<b>Par</b>	<b>S&amp;P Rating</b>	<b>Moody's Rating</b>	<b>Trade Date</b>	<b>Settle Date</b>	<b>Original Cost</b>	<b>YTM at Cost</b>	<b>Accrued Interest</b>	<b>Amortized Cost</b>	<b>Market Value</b>
<b>Joint Powers Authority</b>											
CALIFORNIA ASSET MANAGEMENT PROGRAM	CAMPMF025	50,000,000.00	AAAm	NR	04/19/22	04/19/22	50,000,000.00	4.04	0.00	50,000,000.00	50,000,000.00
CALIFORNIA ASSET MANAGEMENT PROGRAM	CAMPMF025	150,000,000.00	AAAm	NR	07/18/22	07/18/22	150,000,000.00	4.04	0.00	150,000,000.00	150,000,000.00
CALIFORNIA ASSET MANAGEMENT PROGRAM	CAMPMF025	171,000,000.00	AAAm	NR	07/15/22	07/15/22	171,000,000.00	4.04	0.00	171,000,000.00	171,000,000.00
<b>Security Type Sub-Total</b>		<b>542,000,000.00</b>					<b>542,000,000.00</b>	<b>4.04</b>	<b>0.00</b>	<b>542,000,000.00</b>	<b>542,000,000.00</b>
<b>Federally Insured Cash Account</b>											
STONECASTLE FICA	FICAMF003	25,000,000.00	NR	NR	08/30/19	08/30/19	25,000,000.00	3.60	0.00	25,000,000.00	25,000,000.00
<b>Security Type Sub-Total</b>		<b>25,000,000.00</b>					<b>25,000,000.00</b>	<b>3.60</b>	<b>0.00</b>	<b>25,000,000.00</b>	<b>25,000,000.00</b>
<b>Federal Agency Discount Note</b>											
FEDERAL HOME LOAN BANKS DISC NOTE DTD 12/21/2021 0.000% 12/21/2022	313385T97	100,000,000.00	A-1+	P-1	09/27/22	09/27/22	99,190,138.89	3.46	0.00	99,809,444.44	99,758,500.00
FED HOME LN DISCOUNT NT DISC NOTES DTD 10/04/2022 0.000% 02/01/2023	313384BH1	100,000,000.00	A-1+	P-1	11/16/22	11/17/22	99,134,444.44	4.14	0.00	99,293,888.89	99,230,713.80
<b>FED HOME LN DISCOUNT NT DISC NOTES DTD 02/07/2022 0.000% 02/06/2023</b>	<b>313384BN8</b>	<b>50,000,000.00</b>	<b>A-1+</b>	<b>P-1</b>	<b>11/29/22</b>	<b>12/05/22</b>	<b>49,632,500.00</b>	<b>4.23</b>	<b>0.00</b>	<b>49,632,500.00</b>	<b>49,585,083.00</b>
FEDERAL HOME LOAN BANKS DISC NOTE DTD 02/08/2022 0.000% 02/08/2023	313384BO1	50,000,000.00	A-1+	P-1	11/16/22	11/17/22	49,520,444.44	4.20	0.00	49,601,333.33	49,569,305.55
<b>Security Type Sub-Total</b>		<b>300,000,000.00</b>					<b>297,477,527.77</b>	<b>3.94</b>	<b>0.00</b>	<b>298,337,166.66</b>	<b>298,143,602.35</b>
<b>Federal Agency Commercial Mortgage-Backed Security</b>											
FHMS K033 A2 DTD 10/01/2013 3.060% 07/01/2023	3137B4WB8	2,800,000.00	AA+	Aaa	12/01/20	12/04/20	2,978,718.75	0.56	7,140.00	2,840,349.71	2,766,062.49
FHMS K034 A2 DTD 11/01/2013 3.531% 07/01/2023	3137B5JM6	24,937,792.75	AA+	Aaa	05/17/22	05/20/22	25,167,688.03	2.69	73,379.46	25,167,688.03	24,658,791.97



**Managed Account Detail of Securities Held**

For the Month Ending **November 30, 2022**

**SAN BERNARDINO COUNTY - 76990800**

<b>Security Type/Description</b>	<b>CUSIP</b>	<b>Par</b>	<b>S&amp;P Rating</b>	<b>Moody's Rating</b>	<b>Trade Date</b>	<b>Settle Date</b>	<b>Original Cost</b>	<b>YTM at Cost</b>	<b>Accrued Interest</b>	<b>Amortized Cost</b>	<b>Market Value</b>
<b>Federal Agency Commercial Mortgage-Backed Security</b>											
FHLMC MULTIFAMILY STRUCTURED P DTD 11/01/2016 2.454% 08/01/2023	3137BSPW7	23,350,093.41	AA+	Aaa	07/29/22	07/29/22	23,297,190.86	2.68	47,750.94	23,315,160.48	22,988,587.26
FHLMC SERIES K037 A2 DTD 03/01/2014 3.490% 01/01/2024	3137BYY9	59,843,000.00	AA+	Aaa	04/27/22	05/02/22	60,530,259.45	2.78	174,043.39	60,289,887.92	58,964,732.16
FHMS K039 A2 DTD 09/01/2014 3.303% 07/01/2024	3137BDCW4	25,000,000.00	AA+	Aaa	07/19/22	07/22/22	24,858,398.44	3.61	68,812.50	24,884,724.36	24,374,142.75
FHMS KMP1 A2 DTD 09/01/2017 2.982% 08/01/2024	3137FATE8	50,000,000.00	AA+	Aaa	02/24/21	03/01/21	54,023,437.50	0.60	124,250.00	51,961,788.18	48,407,104.00
FHMS K729 A2 DTD 12/01/2017 3.136% 10/01/2024	3137FCM43	16,500,000.00	AA+	Aaa	01/27/21	01/29/21	17,969,531.25	0.68	43,120.00	17,234,217.70	16,004,860.74
FHMS K042 A2 DTD 01/28/2015 2.670% 12/01/2024	3137BFXT3	65,470,000.00	AA+	Aaa	06/23/22	06/28/22	64,406,112.50	3.37	145,670.75	64,406,112.50	62,961,408.27
FHMS K045 A2 DTD 05/01/2015 3.023% 01/01/2025	3137BHXJ1	22,853,506.00	AA+	Aaa	12/14/20	12/17/20	25,107,611.56	0.55	57,571.79	24,017,210.90	22,010,687.67
FHMS K046 A2 DTD 06/17/2015 3.205% 03/01/2025	3137BJP64	50,000,000.00	AA+	Aaa	10/11/22	10/14/22	48,373,046.88	4.65	133,541.67	48,373,046.88	48,195,517.00
FHMS K732 AM DTD 06/28/2018 3.700% 05/01/2025	3137FG7G4	25,000,000.00	AA+	Aaa	03/02/22	03/07/22	26,244,140.63	2.07	77,083.33	25,953,372.75	24,278,426.50
FHMS K047 A2 DTD 07/30/2015 3.329% 05/01/2025	3137BKRJ1	75,000,000.00	AA+	Aaa	05/26/22	06/01/22	75,708,984.38	2.99	208,062.50	75,708,984.38	72,393,634.50
FHMS KJ32 A1 DTD 11/01/2020 0.516% 06/01/2025	3137F72U8	548,490.57	AA+	Aaa	11/19/20	11/30/20	548,488.37	0.52	235.85	548,489.35	523,445.01
FHLMC SERIES K049 A2 DTD 10/01/2015 3.010% 07/01/2025	3137BLMZ8	10,000,000.00	AA+	Aaa	04/27/22	05/02/22	10,024,218.75	2.93	25,083.33	10,019,756.30	9,596,037.10
FHMS K733 A2 DTD 11/09/2018 3.750% 08/01/2025	3137FJXO7	3,330,000.00	AA+	Aaa	10/28/21	11/02/21	3,615,001.17	1.40	10,406.25	3,532,917.50	3,244,292.93
FHMS K050 A2 DTD 11/01/2015 3.334% 08/01/2025	3137BLW95	30,000,000.00	AA+	Aaa	03/17/22	03/21/22	30,856,640.63	2.45	83,350.00	30,678,899.90	28,951,656.90

**Managed Account Detail of Securities Held**

For the Month Ending **November 30, 2022**

**SAN BERNARDINO COUNTY - 76990800**

<b>Security Type/Description</b>	<b>Dated Date/Coupon/Maturity</b>	<b>CUSIP</b>	<b>Par</b>	<b>S&amp;P Rating</b>	<b>Moody's Rating</b>	<b>Trade Date</b>	<b>Settle Date</b>	<b>Original Cost</b>	<b>YTM at Cost</b>	<b>Accrued Interest</b>	<b>Amortized Cost</b>	<b>Market Value</b>
<b>Federal Agency Commercial Mortgage-Backed Security</b>												
FHMS K052 A1 DTD 12/01/2015 3.308% 09/01/2025		3137BM7C4	50,000,000.00	AA+	Aaa	05/16/22	05/19/22	50,433,593.75	3.03	137,833.33	50,362,832.41	48,224,404.50
FHMS K726 A1 DTD 06/01/2017 2.700% 10/01/2025		3137BYLE8	25,000,000.00	AA+	Aaa	04/27/21	04/30/21	26,863,281.25	0.98	56,250.00	26,194,115.23	23,732,236.50
FHMS KJ23 A1 DTD 01/29/2019 3.683% 10/01/2025		3137FKSQ0	60,000,000.00	AA+	Aaa	06/10/21	06/15/21	65,231,250.00	1.58	184,150.00	63,450,824.57	58,358,216.40
FRESB 2021-SB82 A5 DTD 01/01/2021 0.670% 11/01/2025		30318CAA5	1,173,317.12	AA+	Aaa	01/13/21	01/22/21	1,179,071.07	0.57	655.10	1,176,834.16	1,173,317.12
FRESB 2021-SB82 A5 DTD 01/01/2021 0.670% 11/01/2025		30318CAA5	2,737,739.96	AA+	Aaa	01/13/21	01/22/21	2,751,165.85	0.57	1,528.57	2,745,946.38	2,737,739.96
FRESB 2021-SB83 DTD 02/01/2021 0.670% 01/01/2026		30318NAA1	3,475,940.28	AA+	Aaa	02/10/21	02/19/21	3,492,263.29	0.57	1,940.73	3,486,292.58	3,475,940.28
FHMS K055 A2 DTD 06/22/2016 2.673% 03/01/2026		3137BPW21	83,500,000.00	AA+	Aaa	06/23/22	06/28/22	81,239,628.91	3.46	185,996.25	81,239,628.91	78,800,663.42
FHMS KJ34 A1 DTD 07/01/2021 0.681% 06/01/2026		3137H1LS3	5,907,416.41	AA+	Aaa	07/20/21	07/29/21	5,907,345.52	0.68	3,352.46	5,907,365.17	5,383,113.77
FHMS K736 A2 DTD 09/01/2019 2.282% 07/01/2026		3137FNWX4	15,000,000.00	AA+	Aaa	12/08/21	12/13/21	15,558,984.38	1.44	28,525.00	15,440,187.58	13,907,438.40
FHMS K729 A2 DTD 01/01/2020 2.525% 10/01/2026		3137FOXJ7	8,250,000.00	AA+	Aaa	06/28/21	06/30/21	8,815,898.44	1.18	17,359.38	8,662,849.30	7,671,285.85
FHMS KJ36 A1 DTD 12/01/2021 1.298% 12/01/2026		3137H4RZ5	1,744,285.90	AA+	Aaa	12/07/21	12/16/21	1,744,278.93	1.30	1,886.74	1,744,280.28	1,577,068.69
FHMS K062 A2 DTD 02/01/2017 3.413% 12/01/2026		3137BUX60	10,000,000.00	AA+	Aaa	01/20/22	01/25/22	10,750,000.00	1.80	28,441.67	10,618,718.24	9,615,278.70
FHMS K062 A2 DTD 02/01/2017 3.413% 12/01/2026		3137BUX60	18,867,855.00	AA+	Aaa	01/20/22	01/25/22	20,306,528.94	1.77	53,663.32	20,054,700.07	18,141,968.43
FRESB 2022-SB97 DTD 04/01/2022 1.780% 02/01/2027		30311SAA7	21,889,590.36	AA+	Aaa	04/13/22	04/22/22	21,022,062.12	2.66	32,469.56	21,132,863.26	19,752,770.14

Managed Account Detail of Securities Held

For the Month Ending November 30, 2022

SAN BERNARDINO COUNTY - 76990800

Security Type/Description Dated Date/Coupon/Maturity	CUSIP	Par	S&P Rating	Moody's Rating	Trade Date	Settle Date	Original Cost	YTM at Cost	Accrued Interest	Amortized Cost	Market Value
<b>Federal Agency Commercial Mortgage-Backed Security</b>											
FHMS KJ39 A1 DTD 04/01/2022 2.750% 04/01/2027	3137H73W1	38,433,460.95	AA+	Aaa	04/13/22	04/21/22	38,427,119.42	2.75	88,076.68	38,427,905.97	36,520,814.77
FHLMC MULTIFAMILY STRUCTURED P DTD 07/01/2017 3.243% 04/01/2027	3137F1G44	50,000,000.00	AA+	Aaa	04/19/22	04/22/22	50,287,109.38	3.12	135,125.00	50,251,638.25	47,694,746.00
FRESB 2022-SB103 A5F DTD 10/01/2022 2.080% 06/01/2027	30329MAA0	8,495,780.17	AA+	Aaa	10/19/22	10/28/22	7,611,259.01	4.60	14,726.02	7,629,192.06	7,701,045.81
FHLMC MULTIFAMILY STRUCTURED P DTD 08/01/2017 3.117% 06/01/2027	3137F2LJ3	36,557,817.00	AA+	Aaa	02/15/22	02/18/22	38,105,812.06	2.27	94,958.93	37,876,301.13	34,676,859.19
FHMS K068 A2 DTD 10/27/2017 3.244% 08/01/2027	3137FBBX3	81,306,000.00	AA+	Aaa	06/29/22	06/30/22	79,984,777.50	3.59	219,797.22	79,984,777.50	77,475,588.16
FHMS K739 A2 DTD 11/01/2020 1.336% 09/01/2027	3137F64P9	12,000,000.00	AA+	Aaa	10/04/22	10/07/22	10,481,250.00	4.20	13,360.00	10,527,915.50	10,480,305.96
FHMS K740 A2 DTD 11/01/2020 1.470% 09/01/2027	3137F72B0	22,000,000.00	AA+	Aaa	10/04/22	10/07/22	19,243,125.00	4.31	26,950.00	19,327,833.45	19,229,536.48
FRESB 2022-SB104 A5F DTD 11/01/2022 2.600% 09/01/2027	30329OAA1	26,000,000.00	AA+	Aaa	11/08/22	11/18/22	23,733,788.00	4.63	56,333.33	23,750,641.98	23,856,617.20
<b>Security Type Sub-Total</b>		<b>1,066,972,085.88</b>					<b>1,076,879,061.97</b>	<b>2.74</b>	<b>2,662,881.05</b>	<b>1,068,926,250.82</b>	<b>1,020,506,342.98</b>
<b>Federal Agency Bond / Note</b>											
FEDERAL FARM CREDIT BANK NOTES DTD 02/03/2021 0.125% 02/03/2023	3133EMPH9	10,000,000.00	AA+	Aaa	01/26/21	02/03/21	9,994,400.00	0.15	4,097.22	9,999,509.04	9,924,720.00
FEDERAL FARM CREDIT BANK NOTES DTD 02/03/2021 0.125% 02/03/2023	3133EMPH9	40,000,000.00	AA+	Aaa	01/26/21	02/03/21	39,977,600.00	0.15	16,388.89	39,998,036.16	39,698,880.00
FEDERAL HOME LOAN BANKS NOTES DTD 02/21/2020 1.375% 02/17/2023	3130AJ7E3	50,000,000.00	AA+	Aaa	02/20/20	02/21/20	49,908,000.00	1.44	198,611.11	49,993,428.57	49,666,300.00
FEDERAL HOME LOAN BANKS NOTES DTD 03/01/2018 2.750% 03/10/2023	3130ADRG9	10,000,000.00	AA+	Aaa	01/07/19	01/09/19	10,042,680.00	2.64	61,875.00	10,002,777.99	9,950,530.00
FREDDIE MAC NOTES DTD 04/20/2020 0.375% 04/20/2023	3137EAE08	50,000,000.00	AA+	Aaa	04/17/20	04/20/20	49,875,000.00	0.46	21,354.17	49,984,018.26	49,188,250.00

**Managed Account Detail of Securities Held**

For the Month Ending **November 30, 2022**

**SAN BERNARDINO COUNTY - 76990800**

<b>Security Type/Description</b>	<b>CUSIP</b>	<b>Par</b>	<b>S&amp;P Rating</b>	<b>Moody's Rating</b>	<b>Trade Date</b>	<b>Settle Date</b>	<b>Original Cost</b>	<b>YTM at Cost</b>	<b>Accrued Interest</b>	<b>Amortized Cost</b>	<b>Market Value</b>
<b>Federal Agency Bond / Note</b>											
FREDDIE MAC NOTES DTD 05/07/2020 0.375% 05/05/2023	3137EAER6	100,000,000.00	AA+	Aaa	05/05/20	05/07/20	99,958,000.00	0.39	27,083.33	99,994,043.92	98,201,600.00
FFCB NOTES DTD 05/10/2021 0.125% 05/10/2023	3133EMYX4	56,000,000.00	AA+	Aaa	05/05/21	05/10/21	55,928,320.00	0.19	4,083.33	55,984,289.32	54,900,496.00
FANNIE MAE NOTES DTD 05/22/2020 0.250% 05/22/2023	3135G04O3	100,000,000.00	AA+	Aaa	05/20/20	05/22/20	99,699,000.00	0.35	6,250.00	99,952,719.63	97,940,700.00
FFCB FLOATING NOTES DTD 06/09/2020 4.120% 06/09/2023	3133ELH72	45,000,000.00	AA+	Aaa	06/03/20	06/09/20	45,000,000.00	0.39	359,799.94	45,000,000.00	45,060,930.00
FREDDIE MAC NOTES DTD 06/26/2020 0.250% 06/26/2023	3137EAES4	23,000,000.00	AA+	Aaa	06/24/20	06/26/20	22,932,840.00	0.35	24,756.94	22,987,304.00	22,427,484.00
FANNIE MAE NOTES DTD 07/10/2020 0.250% 07/10/2023	3135G05G4	50,000,000.00	AA+	Aaa	07/08/20	07/10/20	49,892,500.00	0.32	48,958.33	49,978,303.65	48,668,700.00
FEDERAL FARM CREDIT BANKS NOTES DTD 08/14/2019 1.600% 08/14/2023	3133EKZK5	10,000,000.00	AA+	Aaa	08/28/19	08/29/19	10,047,100.00	1.48	47,555.56	10,008,338.59	9,783,110.00
FREDDIE MAC NOTES DTD 08/21/2020 0.250% 08/24/2023	3137EAEV7	45,000,000.00	AA+	Aaa	08/19/20	08/21/20	44,954,100.00	0.28	30,312.50	44,988,880.33	43,555,860.00
FEDERAL HOME LOAN BANK NOTES DTD 09/10/2021 0.125% 08/28/2023	3130ANYM6	50,000,000.00	AA+	Aaa	09/09/21	09/10/21	49,894,000.00	0.23	16,145.83	49,960,083.68	48,326,450.00
<b>FEDERAL HOME LOAN BANKS NOTES DTD 12/01/2022 4.860% 09/01/2023</b>	<b>3130AU2L7</b>	<b>100,000,000.00</b>	<b>AA+</b>	<b>Aaa</b>	<b>11/29/22</b>	<b>12/01/22</b>	<b>100,000,000.00</b>	<b>4.87</b>	<b>0.00</b>	<b>100,000,000.00</b>	<b>100,056,900.00</b>
FREDDIE MAC NOTES DTD 09/04/2020 0.250% 09/08/2023	3137EAEW5	32,000,000.00	AA+	Aaa	09/03/20	09/04/20	31,989,440.00	0.26	18,444.44	31,997,299.95	30,912,384.00
FREDDIE MAC NOTES DTD 10/16/2020 0.125% 10/16/2023	3137EAEY1	64,000,000.00	AA+	Aaa	10/14/20	10/16/20	63,761,280.00	0.25	10,000.00	63,930,455.09	61,464,960.00
FREDDIE MAC NOTES DTD 11/05/2020 0.250% 11/06/2023	3137EAEZ8	75,000,000.00	AA+	Aaa	11/03/20	11/05/20	74,932,500.00	0.28	13,020.83	74,979,060.22	71,916,000.00
FEDERAL HOME LOAN BANK NOTES DTD 11/12/2021 0.500% 11/09/2023	3130APU29	35,000,000.00	AA+	Aaa	11/10/21	11/12/21	34,983,900.00	0.52	10,694.44	34,992,403.99	33,627,545.00

**Managed Account Detail of Securities Held**

For the Month Ending **November 30, 2022**

**SAN BERNARDINO COUNTY - 76990800**

<b>Security Type/Description</b>	<b>CUSIP</b>	<b>Par</b>	<b>S&amp;P Rating</b>	<b>Moody's Rating</b>	<b>Trade Date</b>	<b>Settle Date</b>	<b>Original Cost</b>	<b>YTM at Cost</b>	<b>Accrued Interest</b>	<b>Amortized Cost</b>	<b>Market Value</b>
<b>Federal Agency Bond / Note</b>											
FANNIE MAE NOTES DTD 11/25/2020 0.250% 11/27/2023	3135G06H1	50,000,000.00	AA+	Aaa	11/23/20	11/25/20	49,943,000.00	0.29	1,388.89	49,981,242.48	47,818,200.00
FREDDIE MAC NOTES DTD 12/04/2020 0.250% 12/04/2023	3137EAFA2	62,000,000.00	AA+	Aaa	12/02/20	12/04/20	61,938,620.00	0.28	76,208.33	61,979,371.84	59,329,288.00
FANNIE MAE NOTES DTD 02/08/2019 2.500% 02/05/2024	3135G0V34	100,000,000.00	AA+	Aaa	02/07/19	02/08/19	99,628,000.00	2.58	805,555.56	99,912,050.47	97,601,100.00
FHLB BONDS DTD 02/15/2019 2.500% 02/13/2024	3130AFW94	50,000,000.00	AA+	Aaa	02/14/19	02/15/19	49,823,000.00	2.58	375,000.00	49,957,399.67	48,778,500.00
FEDERAL HOME LOAN BANK NOTES DTD 03/25/2022 2.125% 02/28/2024	3130ARHG9	30,000,000.00	AA+	Aaa	03/24/22	03/25/22	29,965,800.00	2.19	164,687.50	29,977,976.17	29,108,250.00
FEDERAL HOME LOAN BANKS NOTES DTD 02/12/2014 3.250% 03/08/2024	3130A0XE5	50,000,000.00	AA+	Aaa	09/26/22	09/27/22	49,164,800.00	4.45	374,652.78	49,267,618.18	49,172,650.00
FHLMC (CALLABLE) NOTES DTD 04/29/2020 0.570% 04/29/2024	3134GVPP7	25,000,000.00	AA+	Aaa	04/27/20	04/29/20	25,000,000.00	0.57	12,666.67	25,000,000.00	23,640,675.00
FEDERAL FARM CREDIT BANK NOTES DTD 05/16/2022 2.625% 05/16/2024	3133ENWP1	40,000,000.00	AA+	Aaa	05/10/22	05/16/22	39,946,000.00	2.69	43,750.00	39,960,700.41	38,917,640.00
FHLMC (CALLABLE) NOTES DTD 05/20/2020 0.510% 05/20/2024	3134GVUY2	25,000,000.00	AA+	Aaa	05/12/20	05/20/20	25,000,000.00	0.51	3,895.83	25,000,000.00	23,575,475.00
FHLMC (CALLABLE) NOTES DTD 05/20/2020 0.500% 05/20/2024	3134GVXC7	25,000,000.00	AA+	Aaa	05/18/20	05/20/20	25,000,000.00	0.50	3,819.44	25,000,000.00	23,571,950.00
FEDERAL HOME LOAN BANK NOTES DTD 11/07/2022 4.875% 06/14/2024	3130ATVC8	50,000,000.00	AA+	Aaa	11/29/22	11/30/22	50,064,000.00	4.78	162,500.00	50,063,886.12	50,231,250.00
FEDERAL HOME LOAN BANK NOTES DTD 06/10/2022 2.750% 06/28/2024	3130ASDS5	50,000,000.00	AA+	Aaa	06/09/22	06/10/22	49,884,000.00	2.87	653,125.00	49,910,947.93	48,643,350.00
FANNIE MAE NOTES DTD 07/08/2019 1.750% 07/02/2024	3135G0V75	25,000,000.00	AA+	Aaa	07/08/19	07/09/19	24,781,000.00	1.94	181,076.39	24,930,329.12	23,954,275.00
FEDERAL HOME LOAN BANK NOTES DTD 07/08/2022 3.000% 07/08/2024	3130ASME6	25,000,000.00	AA+	Aaa	07/06/22	07/08/22	24,951,500.00	3.10	297,916.67	24,961,186.73	24,421,350.00

**Managed Account Detail of Securities Held**

For the Month Ending **November 30, 2022**

**SAN BERNARDINO COUNTY - 76990800**

<b>Security Type/Description</b> <b>Dated Date/Coupon/Maturity</b>	<b>CUSIP</b>	<b>Par</b>	<b>S&amp;P Rating</b>	<b>Moody's Rating</b>	<b>Trade Date</b>	<b>Settle Date</b>	<b>Original Cost</b>	<b>YTM at Cost</b>	<b>Accrued Interest</b>	<b>Amortized Cost</b>	<b>Market Value</b>
<b>Federal Agency Bond / Note</b>											
FEDERAL HOME LOAN BANK NOTES DTD 08/15/2014 2.875% 09/13/2024	3130A2UW4	25,000,000.00	AA+	Aaa	09/23/19	09/24/19	26,450,750.00	1.65	155,729.17	25,520,863.99	24,313,850.00
FEDERAL HOME LOAN BANK NOTES DTD 08/15/2014 2.875% 09/13/2024	3130A2UW4	25,000,000.00	AA+	Aaa	09/25/19	09/26/19	26,433,325.00	1.67	155,729.17	25,515,175.25	24,313,850.00
FEDERAL FARM CREDIT BANK NOTES DTD 09/26/2022 4.250% 09/26/2024	3133ENP79	50,000,000.00	AA+	Aaa	09/22/22	09/26/22	49,996,000.00	4.25	383,680.56	49,996,361.15	49,788,650.00
FEDERAL HOME LOAN BANK NOTES DTD 10/28/2022 4.500% 10/03/2024	3130ATT31	75,000,000.00	AA+	Aaa	10/27/22	10/28/22	74,918,250.00	4.56	309,375.00	74,922,186.97	75,036,900.00
FANNIE MAE NOTES DTD 10/18/2019 1.625% 10/15/2024	3135G0W66	25,000,000.00	AA+	Aaa	10/17/19	10/18/19	24,957,250.00	1.66	51,909.72	24,983,968.75	23,735,050.00
FEDERAL FARM CREDIT BANK NOTES DTD 11/18/2022 4.500% 11/18/2024	3133ENZ94	50,000,000.00	AA+	Aaa	11/16/22	11/16/22	49,947,000.00	4.56	81,250.00	49,948,084.58	49,986,500.00
FFCB NOTES DTD 11/18/2021 0.875% 11/18/2024	3133ENEJ5	75,000,000.00	AA+	Aaa	11/15/21	11/18/21	74,913,750.00	0.91	23,697.92	74,943,496.81	69,995,325.00
FEDERAL HOME LOAN BANK NOTES DTD 11/06/2014 2.750% 12/13/2024	3130A3GE8	10,000,000.00	AA+	Aaa	12/04/19	12/05/19	10,515,630.00	1.68	128,333.33	10,208,780.98	9,672,620.00
FEDERAL HOME LOAN BANK NOTES DTD 11/06/2014 2.750% 12/13/2024	3130A3GE8	25,000,000.00	AA+	Aaa	12/03/19	12/05/19	26,384,500.00	1.60	320,833.33	25,560,590.46	24,181,550.00
FEDERAL HOME LOAN BANK NOTES DTD 11/06/2014 2.750% 12/13/2024	3130A3GE8	25,000,000.00	AA+	Aaa	12/04/19	12/05/19	26,287,500.00	1.68	320,833.33	25,521,314.71	24,181,550.00
FEDERAL HOME LOAN BANK NOTES DTD 12/22/2021 1.000% 12/20/2024	3130AOF40	25,000,000.00	AA+	Aaa	07/20/22	07/21/22	23,641,500.00	3.36	111,805.56	23,846,121.18	23,324,900.00
FEDERAL HOME LOAN BANK NOTES DTD 12/22/2021 1.000% 12/20/2024	3130AOF40	25,000,000.00	AA+	Aaa	07/20/22	07/21/22	23,665,000.00	3.32	111,805.56	23,866,081.54	23,324,900.00
FFCB NOTES DTD 01/11/2022 1.125% 01/06/2025	3133ENKS8	38,000,000.00	AA+	Aaa	01/06/22	01/11/22	37,914,500.00	1.20	172,187.50	37,939,891.38	35,502,374.00
FANNIE MAE NOTES DTD 01/10/2020 1.625% 01/07/2025	3135G0X24	75,000,000.00	AA+	Aaa	01/08/20	01/10/20	74,760,750.00	1.69	487,500.00	74,899,263.16	70,807,950.00

**Managed Account Detail of Securities Held**

For the Month Ending **November 30, 2022**

**SAN BERNARDINO COUNTY - 76990800**

<b>Security Type/Description</b> <b>Dated Date/Coupon/Maturity</b>	<b>CUSIP</b>	<b>Par</b>	<b>S&amp;P Rating</b>	<b>Moody's Rating</b>	<b>Trade Date</b>	<b>Settle Date</b>	<b>Original Cost</b>	<b>YTM at Cost</b>	<b>Accrued Interest</b>	<b>Amortized Cost</b>	<b>Market Value</b>
<b>Federal Agency Bond / Note</b>											
FREDDIE MAC NOTES DTD 02/14/2020 1.500% 02/12/2025	3137EAEPO	50,000,000.00	AA+	Aaa	02/13/20	02/14/20	49,961,500.00	1.52	227,083.33	49,983,038.90	46,972,250.00
FEDERAL FARM CREDIT BANK NOTES DTD 02/15/2022 1.750% 02/14/2025	3133ENPG9	30,000,000.00	AA+	Aaa	02/10/22	02/15/22	29,919,900.00	1.84	156,041.67	29,941,040.55	28,334,670.00
FEDERAL HOME LOAN BANKS NOTES DTD 02/17/2015 2.375% 03/14/2025	3130A4CH3	25,840,000.00	AA+	Aaa	12/05/19	12/06/19	26,658,094.40	1.74	131,263.61	26,194,436.74	24,717,562.08
FANNIE MAE NOTES DTD 04/24/2020 0.625% 04/22/2025	3135G03U5	50,000,000.00	AA+	Aaa	04/22/20	04/24/20	49,897,000.00	0.67	33,854.17	49,950,702.30	45,810,700.00
FHLMC (CALLABLE) NOTES DTD 05/06/2020 0.700% 05/06/2025	3134GVPR3	25,000,000.00	AA+	Aaa	04/27/20	05/06/20	25,000,000.00	0.70	12,152.78	25,000,000.00	22,937,550.00
FANNIE MAE NOTES DTD 06/19/2020 0.500% 06/17/2025	3135G04Z3	50,000,000.00	AA+	Aaa	06/17/20	06/19/20	49,896,500.00	0.54	113,888.89	49,947,285.36	45,521,300.00
FREDDIE MAC NOTES DTD 07/23/2020 0.375% 07/21/2025	3137EAEU9	45,000,000.00	AA+	Aaa	07/21/20	07/23/20	44,775,900.00	0.48	60,937.50	44,881,684.05	40,740,975.00
FANNIE MAE NOTES DTD 08/27/2020 0.375% 08/25/2025	3135G05X7	50,000,000.00	AA+	Aaa	08/25/20	08/27/20	49,766,000.00	0.47	50,000.00	49,871,967.11	45,119,800.00
FREDDIE MAC (CALLABLE) NOTES DTD 09/02/2020 0.550% 09/02/2025	3134GWA22	19,900,000.00	AA+	Aaa	09/02/20	09/03/20	19,900,000.00	0.55	27,058.47	19,900,000.00	18,024,604.10
FEDERAL HOME LOAN BANK NOTES DTD 09/11/2020 0.375% 09/04/2025	3130AK5E2	14,000,000.00	AA+	Aaa	09/10/20	09/11/20	13,958,000.00	0.44	12,687.50	13,976,725.67	12,621,756.00
FREDDIE MAC NOTES DTD 09/25/2020 0.375% 09/23/2025	3137EAEX3	20,000,000.00	AA+	Aaa	09/23/20	09/25/20	19,939,800.00	0.44	14,166.67	19,966,104.50	17,995,560.00
FANNIE MAE NOTES DTD 11/12/2020 0.500% 11/07/2025	3135G06G3	45,000,000.00	AA+	Aaa	11/09/20	11/12/20	44,838,900.00	0.57	15,000.00	44,905,162.44	40,447,305.00
<b>FEDERAL HOME LOAN BANK NOTES DTD 12/22/2021 1.250% 12/21/2026</b>	<b>3130AOF65</b>	<b>50,000,000.00</b>	<b>AA+</b>	<b>Aaa</b>	<b>11/30/22</b>	<b>12/01/22</b>	<b>44,534,000.00</b>	<b>4.21</b>	<b>277,777.78</b>	<b>44,534,000.00</b>	<b>44,860,800.00</b>
<b>Security Type Sub-Total</b>		<b>2,574,740,000.00</b>					<b>2,568,691,679.40</b>	<b>1.64</b>	<b>8,022,257.44</b>	<b>2,567,357,990.04</b>	<b>2,476,306,553.18</b>

**Managed Account Detail of Securities Held**

For the Month Ending **November 30, 2022**

**SAN BERNARDINO COUNTY - 76990800**

<b>Security Type/Description</b>	<b>CUSIP</b>	<b>Par</b>	<b>S&amp;P Rating</b>	<b>Moody's Rating</b>	<b>Trade Date</b>	<b>Settle Date</b>	<b>Original Cost</b>	<b>YTM at Cost</b>	<b>Accrued Interest</b>	<b>Amortized Cost</b>	<b>Market Value</b>
<b>Corporate Note</b>											
US BANK NA CINCINNATI DTD 12/09/2019 1.950% 01/09/2023	90331HPF4	12,000,000.00	AA-	A1	12/05/19	12/09/19	11,989,920.00	1.98	92,300.00	11,999,651.18	11,970,024.00
BANK OF NY MELLON CORP NOTES (CALLABLE) DTD 01/28/2020 1.850% 01/27/2023	06406RAM9	5,000,000.00	A	A1	04/23/20	04/27/20	5,072,350.00	1.31	31,861.11	5,002,362.45	4,980,215.00
BANK OF NY MELLON CORP NOTES (CALLABLE) DTD 01/28/2020 1.850% 01/27/2023	06406RAM9	17,241,000.00	A	A1	03/15/22	03/17/22	17,270,654.52	1.65	109,863.48	17,244,260.98	17,172,777.36
TOTOTA MOTOR CREDIT CORP CORP NOTE (FLOA DTD 12/13/2021 4.150% 06/13/2023	89236TJS5	10,000,000.00	A+	A1	12/08/21	12/13/21	10,000,000.00	0.40	19,588.89	10,000,000.00	9,981,340.00
JOHN DEERE CAPITAL CORP CORPORATE NOTES DTD 06/04/2020 0.700% 07/05/2023	24422EVH9	3,000,000.00	A	A2	06/01/20	06/04/20	2,997,540.00	0.73	8,516.67	2,999,528.10	2,921,799.00
CHEVRON USA INC CORPORATE NOTES DTD 08/12/2020 0.426% 08/11/2023	166756AJ5	10,000,000.00	AA-	Aa2	08/10/20	08/12/20	10,000,000.00	0.43	13,016.67	10,000,000.00	9,696,980.00
JOHN DEERE CAPITAL CORP CORPORATE NOTES DTD 10/09/2020 0.400% 10/10/2023	24422EVJ5	3,000,000.00	A	A2	10/06/20	10/09/20	2,996,520.00	0.44	1,700.00	2,999,006.17	2,889,342.00
JOHN DEERE CAPITAL CORP CORPORATE NOTES DTD 01/10/2022 0.900% 01/10/2024	24422EVX4	3,000,000.00	A	A2	01/04/22	01/10/22	2,999,520.00	0.91	10,575.00	2,999,733.70	2,879,781.00
BANK OF NY MELLON CORP NOTES (CALLABLE) DTD 02/04/2014 3.650% 02/04/2024	06406HCS6	6,957,000.00	A	A1	11/18/21	11/22/21	7,363,010.52	0.96	82,527.41	7,166,824.56	6,844,686.19
TOYOTA MOTOR CREDIT CORP CORPORATE NOTES DTD 03/22/2022 2.500% 03/22/2024	89236TJX4	20,000,000.00	A+	A1	03/18/22	03/22/22	19,987,600.00	2.53	95,833.33	19,991,908.62	19,443,140.00
AMAZON.COM INC CORPORATE NOTES DTD 04/13/2022 2.730% 04/13/2024	023135CD6	50,000,000.00	AA	A1	04/11/22	04/13/22	50,000,000.00	2.73	182,000.00	50,000,000.00	48,733,150.00



**Managed Account Detail of Securities Held**

For the Month Ending **November 30, 2022**

**SAN BERNARDINO COUNTY - 76990800**

<b>Security Type/Description</b> <b>Dated Date/Coupon/Maturity</b>	<b>CUSIP</b>	<b>Par</b>	<b>S&amp;P Rating</b>	<b>Moody's Rating</b>	<b>Trade Date</b>	<b>Settle Date</b>	<b>Original Cost</b>	<b>YTM at Cost</b>	<b>Accrued Interest</b>	<b>Amortized Cost</b>	<b>Market Value</b>
<b>Corporate Note</b>											
BANK ON NY MELLON CORP FLT NOTES (CALLAB) DTD 04/26/2021 4.060% 04/26/2024	06406RAT4	15,000,000.00	A	A1	04/19/21	04/26/21	15,000,000.00	0.27	57,047.38	15,000,000.00	14,839,470.00
BANK OF NY MELLON CORP NOTES (CALLABLE) DTD 04/26/2021 0.500% 04/26/2024	06406RAS6	35,000,000.00	A	A1	04/19/21	04/26/21	34,962,550.00	0.54	17,013.89	34,982,505.11	32,956,175.00
JOHN DEERE CAPITAL CORP CORPORATE NOTES DTD 06/10/2021 0.450% 06/07/2024	24422EVO9	30,000,000.00	A	A2	06/07/21	06/10/21	29,962,500.00	0.49	65,250.00	29,980,992.68	28,182,030.00
TOYOTA MOTOR CREDIT CORP CORPORATE NOTES DTD 06/18/2021 0.500% 06/18/2024	89236TJH9	15,000,000.00	A+	A1	06/15/21	06/18/21	14,982,150.00	0.54	33,958.33	14,990,798.13	14,020,290.00
TOTOTA MOTOR CREDIT CORP NOTE (FLOAT) DTD 06/18/2021 4.060% 06/18/2024	89236TJJ5	20,000,000.00	A+	A1	06/15/21	06/18/21	20,000,000.00	0.27	140,571.57	20,000,000.00	19,794,120.00
JOHN DEERE CAPITAL CORP CORPORATE NOTES DTD 09/10/2021 0.625% 09/10/2024	24422EVU0	15,000,000.00	A	A2	09/07/21	09/10/21	14,990,250.00	0.65	21,093.75	14,994,226.51	13,983,645.00
TOYOTA MOTOR CREDIT CORP CORPORATE NOTES DTD 09/13/2021 0.625% 09/13/2024	89236TJN6	40,000,000.00	A+	A1	09/08/21	09/13/21	39,981,200.00	0.64	54,166.67	39,988,816.06	37,197,000.00
JOHN DEERE CAPITAL CORP CORPORATE NOTES DTD 10/11/2022 4.550% 10/11/2024	24422EWM7	15,000,000.00	A	A2	10/05/22	10/11/22	14,990,400.00	4.58	94,791.67	14,991,069.77	14,957,310.00
BANK OF NY MELLON CORP (CALLABLE) CORPOR DTD 10/25/2021 0.850% 10/25/2024	06406RAX5	50,000,000.00	A	A1	10/20/21	10/25/21	49,967,500.00	0.87	42,500.00	49,979,420.62	46,395,550.00
BANK OF NY MELLON CORP FLT NOTES (CALLAB) DTD 10/25/2021 4.000% 10/25/2024	06406RAY3	50,000,000.00	A	A1	10/20/21	10/25/21	50,000,000.00	0.25	191,634.66	50,000,000.00	49,322,950.00

**Managed Account Detail of Securities Held**

For the Month Ending **November 30, 2022**

**SAN BERNARDINO COUNTY - 76990800**

<b>Security Type/Description</b>	<b>S&amp;P</b>	<b>Moody's</b>	<b>Trade</b>	<b>Settle</b>	<b>Original</b>	<b>YTM</b>	<b>Accrued</b>	<b>Amortized</b>	<b>Market</b>		
<b>Dated Date/Coupon/Maturity</b>	<b>Par</b>	<b>Rating</b>	<b>Rating</b>	<b>Date</b>	<b>Date</b>	<b>Cost</b>	<b>at Cost</b>	<b>Cost</b>	<b>Value</b>		
<b>CUSIP</b>											
<b>Corporate Note</b>											
<b>AMAZON.COM INC CORPORATE NOTES DTD 12/01/2022 4.700% 11/29/2024</b>	<b>023135CM6</b>	<b>25,000,000.00</b>	<b>AA</b>	<b>A1</b>	<b>11/29/22</b>	<b>12/01/22</b>	<b>24,983,250.00</b>	<b>4.74</b>	<b>0.00</b>	<b>24,983,250.00</b>	<b>25,048,325.00</b>
JOHN DEERE CAPITAL CORP CORPORATE NOTES DTD 01/10/2022 1.250% 01/10/2025	24422EVY2	10,000,000.00	A	A2	01/04/22	01/10/22	9,995,300.00	1.27	48,958.33	9,996,693.70	9,346,630.00
JOHN DEERE CAPITAL CORP CORPORATE NOTES DTD 03/07/2022 2.125% 03/07/2025	24422EWB1	7,000,000.00	A	A2	03/02/22	03/07/22	6,996,990.00	2.14	34,708.33	6,997,728.77	6,627,775.00
AMAZON.COM INC CORPORATE NOTES DTD 04/13/2022 3.000% 04/13/2025	023135CE4	50,000,000.00	AA	A1	04/11/22	04/13/22	49,920,500.00	3.06	200,000.00	49,937,328.47	48,454,350.00
BANK OF NY MELLON CORP (CALLABLE) CORP N DTD 04/26/2022 3.350% 04/25/2025	06406RBC0	50,000,000.00	A	A1	04/19/22	04/26/22	49,993,000.00	3.36	167,500.00	49,994,400.00	48,430,400.00
BANK OF NY MELLON CORP CORP NOTES (CALLA DTD 06/13/2022 3.430% 06/13/2025	06406RBF3	20,000,000.00	A	A1	06/08/22	06/13/22	20,000,000.00	3.43	320,133.33	20,000,000.00	19,544,640.00
MET TOWER GLOBAL FUNDING NOTES DTD 06/13/2022 3.700% 06/13/2025	58989V2E3	35,000,000.00	AA-	Aa3	06/06/22	06/13/22	34,965,700.00	3.73	604,333.33	34,971,051.55	33,886,545.00
TOYOTA MOTOR CREDIT CORP CORPORATE NOTES DTD 06/30/2022 3.950% 06/30/2025	89236TKC8	15,000,000.00	A+	A1	06/27/22	06/30/22	14,985,750.00	3.98	248,520.83	14,987,752.28	14,743,170.00
JOHN DEERE CAPITAL CORP CORPORATE NOTES DTD 09/08/2022 4.050% 09/08/2025	24422EWJ4	7,000,000.00	A	A2	09/06/22	09/08/22	6,996,500.00	4.07	65,362.50	6,996,768.25	6,909,126.00
WALMART INC CORPORATE NOTES DTD 09/09/2022 3.900% 09/09/2025	931142EW9	5,000,000.00	AA	Aa2	09/06/22	09/09/22	4,996,500.00	3.93	44,416.67	4,996,765.05	4,938,320.00
NESTLE HOLDINGS INC CORP NOTE DTD 09/13/2022 4.000% 09/12/2025	641062BA1	5,000,000.00	AA-	Aa3	09/06/22	09/13/22	4,998,350.00	4.01	43,333.33	4,998,469.04	4,947,800.00

Managed Account Detail of Securities Held

For the Month Ending November 30, 2022

SAN BERNARDINO COUNTY - 76990800

Security Type/Description Dated Date/Coupon/Maturity	CUSIP	Par	S&P Rating	Moody's Rating	Trade Date	Settle Date	Original Cost	YTM at Cost	Accrued Interest	Amortized Cost	Market Value
<b>Corporate Note</b>											
TOYOTA MOTOR CREDIT CORP CORP NOTES DTD 11/10/2022 5.400% 11/10/2025	89236TKK0	25,000,000.00	A+	A1	11/07/22	11/10/22	24,970,500.00	5.44	78,750.00	24,971,065.24	25,393,950.00
BANK OF NY MELLON (CALLABLE) NOTES DTD 11/22/2022 5.224% 11/21/2025	06405LAC5	5,000,000.00	AA-	Aa2	11/15/22	11/22/22	5,000,000.00	5.22	6,530.00	5,000,000.00	4,997,545.00
<b>AMAZON.COM INC CORPORATE NOTES DTD 12/01/2022 4.600% 12/01/2025</b>	<b>023135CN4</b>	<b>25,000,000.00</b>	<b>AA</b>	<b>A1</b>	<b>11/29/22</b>	<b>12/01/22</b>	<b>24,998,500.00</b>	<b>4.60</b>	<b>0.00</b>	<b>24,998,500.00</b>	<b>25,092,900.00</b>

<b>Security Type Sub-Total</b>		<b>709,198,000.00</b>					<b>709,314,505.04</b>	<b>2.21</b>	<b>3,228,357.13</b>	<b>709,140,876.99</b>	<b>687,523,250.55</b>
--------------------------------	--	-----------------------	--	--	--	--	-----------------------	-------------	---------------------	-----------------------	-----------------------

<b>Commercial Paper</b>											
TOYOTA MOTOR CREDIT CORP COMM PAPER DTD 08/29/2022 0.000% 12/01/2022	89233HM19	50,000,000.00	A-1+	P-1	08/29/22	08/29/22	49,592,666.67	3.15	0.00	50,000,000.00	49,994,300.00
CREDIT AGRICOLE CIB NY COMM PAPER DTD 09/26/2022 0.000% 12/21/2022	22533UMM2	49,500,000.00	A-1	P-1	09/26/22	09/26/22	49,074,300.00	3.63	0.00	49,401,000.00	49,384,368.00
BNP PARIBAS FORTIS FUNDING SA COMM PAPER DTD 06/21/2022 0.000% 12/21/2022	09659KMM9	50,000,000.00	A-1	P-1	07/12/22	07/13/22	49,344,819.44	2.97	0.00	49,918,611.11	49,882,600.00
LIBERTY STREET FDG LLC COMM PAPER DTD 07/28/2022 0.000% 12/21/2022	53127UMM9	50,000,000.00	A-1	P-1	07/28/22	07/29/22	49,395,833.33	3.04	0.00	49,916,666.67	49,877,250.00
LIBERTY STREET FDG LLC COMM PAPER DTD 09/28/2022 0.000% 12/29/2022	53127UMV9	50,000,000.00	A-1	P-1	09/27/22	09/28/22	49,533,611.11	3.68	0.00	49,858,055.56	49,825,550.00
LIBERTY STREET FDG LLC COMM PAPER DTD 09/28/2022 0.000% 12/29/2022	53127UMV9	50,000,000.00	A-1	P-1	09/27/22	09/28/22	49,533,611.11	3.68	0.00	49,858,055.56	49,825,550.00
OLD LINE FUNDING LLC COMM PAPER DTD 09/28/2022 0.000% 12/29/2022	67983UMV2	50,000,000.00	A-1+	P-1	09/27/22	09/28/22	49,540,000.00	3.63	0.00	49,860,000.00	49,828,000.00
CITIGROUP GLOBAL MARKETS COMM PAPER DTD 03/31/2022 0.000% 01/03/2023	17327BN35	50,000,000.00	A-1	P-1	04/08/22	04/08/22	49,261,250.00	2.00	0.00	49,909,708.33	49,801,050.00

**Managed Account Detail of Securities Held**

For the Month Ending **November 30, 2022**

**SAN BERNARDINO COUNTY - 76990800**

<b>Security Type/Description</b>	<b>CUSIP</b>	<b>Par</b>	<b>S&amp;P Rating</b>	<b>Moody's Rating</b>	<b>Trade Date</b>	<b>Settle Date</b>	<b>Original Cost</b>	<b>YTM at Cost</b>	<b>Accrued Interest</b>	<b>Amortized Cost</b>	<b>Market Value</b>
<b>Commercial Paper</b>											
METLIFE SHORT TERM FUND COMM PAPER DTD 07/27/2022 0.000% 01/10/2023	59157UNA4	36,200,000.00	A-1+	P-1	09/28/22	09/29/22	35,824,032.83	3.67	0.00	36,053,993.33	36,024,140.40
METLIFE SHORT TERM FUND COMM PAPER DTD 07/27/2022 0.000% 01/10/2023	59157UNA4	41,765,000.00	A-1+	P-1	09/28/22	09/29/22	41,331,235.67	3.67	0.00	41,596,547.83	41,562,105.63
THUNDER BAY FUNDING LLC COMM PAPER DTD 07/11/2022 0.000% 01/11/2023	88602UNB2	50,000,000.00	A-1+	P-1	07/12/22	07/13/22	49,203,750.00	3.20	0.00	49,820,625.00	49,760,800.00
BEDFORD ROW FUNDING COMM PAPER DTD 09/29/2022 0.000% 01/13/2023	07644BND0	25,000,000.00	A-1+	P-1	09/28/22	09/29/22	24,716,597.22	3.89	0.00	24,885,034.72	24,868,125.00
FAIRWAY FINANCE CORP COMM PAPER DTD 07/11/2022 0.000% 01/13/2023	30601WND7	35,000,000.00	A-1	P-1	07/12/22	07/13/22	34,432,922.22	3.22	0.00	34,867,476.39	34,811,035.00
LA FAYETTE ASSET SECURIT COMM PAPER DTD 07/11/2022 0.000% 01/17/2023	50286MNH0	25,000,000.00	A-1	P-1	07/12/22	07/13/22	24,582,222.22	3.25	0.00	24,895,555.56	24,850,350.00
GTA FUNDING LLC COMM PAPER -- 0.000% 01/20/2023	40060XNL0	125,000,000.00	A-1+	P-1	10/27/22	10/28/22	123,672,916.67	4.60	0.00	124,210,069.45	124,211,375.00
CHARTA LLC COMM PAPER DTD 09/28/2022 0.000% 02/01/2023	16115WP19	50,000,000.00	A-1	P-1	09/28/22	09/28/22	49,300,000.00	4.06	0.00	49,655,555.56	49,612,550.00
JOHNSON & JOHNSON COMM PAPER DTD 11/29/2022 0.000% 02/01/2023	47816GP11	75,000,000.00	A-1+	P-1	11/29/22	11/29/22	74,453,333.33	4.13	0.00	74,470,416.66	74,446,950.00
CHARIOT FUNDING LLC COMM PAPER -- 0.000% 02/13/2023	15963UPD2	30,500,000.00	A-1	P-1	11/07/22	11/08/22	30,117,860.42	4.71	0.00	30,208,470.84	30,210,860.00
GTA FUNDING LLC COMM PAPER -- 0.000% 02/28/2023	40060XPU8	50,000,000.00	A-1+	P-1	11/01/22	11/02/22	49,221,527.78	4.83	0.00	49,412,847.22	49,399,200.00
AMAZON.COM INC COMM PAPER DTD 11/10/2022 0.000% 04/20/2023	02314ORL5	50,000,000.00	A-1+	P-1	11/10/22	11/14/22	48,968,597.22	4.83	0.00	49,080,277.78	49,087,800.00
JP MORGAN SECURITIES LLC COMM PAPER DTD 11/07/2022 0.000% 05/01/2023	46640OS10	50,000,000.00	A-1	P-1	11/07/22	11/08/22	48,808,583.33	5.05	0.00	48,966,069.44	48,972,350.00
OLD LINE FUNDING LLC COMM PAPER DTD 11/01/2022 0.000% 05/01/2023	67983US12	95,000,000.00	A-1+	P-1	11/28/22	11/28/22	93,029,013.89	4.95	0.00	93,067,409.72	93,031,410.00

**Managed Account Detail of Securities Held**

For the Month Ending **November 30, 2022**

**SAN BERNARDINO COUNTY - 76990800**

<b>Security Type/Description</b>	<b>Dated Date/Coupon/Maturity</b>	<b>CUSIP</b>	<b>Par</b>	<b>S&amp;P Rating</b>	<b>Moody's Rating</b>	<b>Trade Date</b>	<b>Settle Date</b>	<b>Original Cost</b>	<b>YTM at Cost</b>	<b>Accrued Interest</b>	<b>Amortized Cost</b>	<b>Market Value</b>
<b>Commercial Paper</b>												
THUNDER BAY FUNDING LLC COMM PAPER DTD 11/29/2022 0.000% 05/03/2023		88602US35	25,000,000.00	A-1+	P-1	11/29/22	11/29/22	24,477,951.39	4.95	0.00	24,484,687.50	24,470,100.00
<b>Security Type Sub-Total</b>			<b>1,162,965,000.00</b>					<b>1,147,416,635.85</b>	<b>3.94</b>	<b>0.00</b>	<b>1,154,397,134.23</b>	<b>1,153,737,819.03</b>
<b>Certificate of Deposit</b>												
CREDIT AGRICOLE CIB NY CERT DEPOS DTD 11/30/2022 3.790% 12/01/2022		22536A5K6	375,000,000.00	A-1	P-1	11/30/22	11/30/22	375,000,000.00	3.79	39,479.17	375,000,000.00	374,999,062.50
ROYAL BANK OF CANADA NY CERT DEPOS DTD 06/01/2022 2.320% 01/03/2023		78012U6B6	50,000,000.00	A-1+	P-1	06/01/22	06/01/22	50,000,000.00	2.32	589,666.67	50,000,000.00	49,902,131.65
BANK OF NOVA SCOTIA HOUS CERT DEPOS DTD 06/01/2022 2.300% 01/03/2023		06417MYV1	50,000,000.00	A-1	P-1	06/01/22	06/01/22	50,000,000.00	2.30	584,583.33	50,000,000.00	49,901,211.75
CANADIAN IMP BK COMM NY CERT DEPOS DTD 04/06/2022 1.900% 01/09/2023		13606KFS0	50,000,000.00	A-1	P-1	04/05/22	04/06/22	50,000,000.00	1.90	630,694.44	50,000,000.00	49,861,522.60
BNP PARIBAS NY BRANCH CERT DEPOS DTD 02/01/2022 0.960% 02/01/2023		05586FYY7	50,000,000.00	A-1	P-1	02/01/22	02/01/22	50,000,000.00	0.96	404,000.00	50,000,000.00	49,677,350.25
CITIBANK NA CERT DEPOS DTD 07/29/2022 3.500% 03/01/2023		17305T5U2	50,000,000.00	A-1	P-1	07/29/22	07/29/22	50,000,000.00	3.50	607,638.89	50,000,000.00	49,781,363.10
CANADIAN IMP BK COMM NY CERT DEPOS DTD 08/23/2022 3.560% 03/01/2023		13606KMD5	50,000,000.00	A-1	P-1	08/22/22	08/23/22	50,000,000.00	3.56	494,444.44	50,000,000.00	49,790,315.15
SVENSKA HANDELSBANKEN NY CERT DEPOS DTD 08/22/2022 3.540% 03/01/2023		86959RF21	50,000,000.00	A-1+	P-1	08/22/22	08/22/22	50,000,000.00	3.54	496,583.33	50,000,000.00	49,787,792.05
ROYAL BANK OF CANADA NY CERT DEPOS DTD 03/18/2022 1.910% 03/20/2023		78012U4K8	50,000,000.00	A-1+	P-1	03/16/22	03/18/22	50,000,000.00	1.91	684,416.67	50,000,000.00	49,496,068.75
TORONTO DOMINION BANK NY CERT DEPOS DTD 04/21/2022 2.420% 05/01/2023		89114WVB8	50,000,000.00	A-1+	P-1	04/20/22	04/21/22	50,000,000.00	2.42	752,888.89	50,000,000.00	49,421,100.00
CANADIAN IMP BK COMM NY CERT DEPOS DTD 04/27/2022 2.520% 05/01/2023		13606KGV2	50,000,000.00	A-1	P-1	04/27/22	04/27/22	50,000,000.00	2.52	763,000.00	50,000,000.00	49,441,700.00

**Managed Account Detail of Securities Held**

For the Month Ending **November 30, 2022**

**SAN BERNARDINO COUNTY - 76990800**

<b>Security Type/Description</b> <b>Dated Date/Coupon/Maturity</b>	<b>CUSIP</b>	<b>Par</b>	<b>S&amp;P Rating</b>	<b>Moody's Rating</b>	<b>Trade Date</b>	<b>Settle Date</b>	<b>Original Cost</b>	<b>YTM at Cost</b>	<b>Accrued Interest</b>	<b>Amortized Cost</b>	<b>Market Value</b>
<b>Certificate of Deposit</b>											
CANADIAN IMP BK COMM NY CERT DEPOS DTD 10/27/2022 5.180% 05/26/2023	13606KPQ3	75,000,000.00	A-1	P-1	10/27/22	10/27/22	75,000,000.00	5.18	377,708.33	75,000,000.00	74,987,274.38
BNP PARIBAS FORTIS SA CERT DEPOS DTD 07/14/2022 3.650% 06/01/2023	34959TSD9	50,000,000.00	A-1	P-1	07/13/22	07/14/22	50,000,000.00	3.65	709,722.22	50,000,000.00	49,543,293.60
SVENSKA HANDELSBANKEN NY CERT DEPOS DTD 06/08/2022 2.950% 06/07/2023	86959RZV5	50,000,000.00	A-1+	P-1	06/07/22	06/08/22	50,000,000.00	2.95	721,111.11	50,000,000.00	49,349,725.90
NORDEA BANK ABP NEW YORK CERT DEPOS DTD 06/08/2022 2.970% 06/14/2023	65558UUF7	50,000,000.00	A-1+	P-1	06/07/22	06/08/22	50,000,000.00	2.97	726,000.00	50,000,000.00	49,356,150.00
COOPERATIEVE RABOBANK UA CERT DEPOS DTD 08/24/2022 3.910% 07/03/2023	21684LDZ2	50,000,000.00	A-1	P-1	08/23/22	08/24/22	50,000,000.00	3.91	537,625.00	50,000,000.00	49,565,400.00
TORONTO DOMINION BANK NY CERT DEPOS DTD 09/26/2022 5.000% 10/02/2023	89115BWE6	50,000,000.00	A-1+	P-1	09/26/22	09/26/22	50,000,000.00	5.00	458,333.33	50,000,000.00	49,723,100.00
<b>Security Type Sub-Total</b>		<b>1,200,000,000.00</b>					<b>1,200,000,000.00</b>	<b>3.32</b>	<b>9,577,895.82</b>	<b>1,200,000,000.00</b>	<b>1,194,584,561.68</b>
<b>Asset-Backed Security</b>											
HAROT 2021-2 A3 DTD 05/26/2021 0.490% 11/15/2023	43811JAB3	500,412.80	AAA	Aaa	05/18/21	05/26/21	500,408.15	0.49	108.98	500,411.00	499,581.71
BMWLT 2021-2 A2 DTD 09/15/2021 0.190% 11/27/2023	09690AAB9	604,696.51	NR	Aaa	09/08/21	09/15/21	604,658.05	0.19	19.15	604,679.22	600,708.29
JDOT 2019-B A3 DTD 07/24/2019 2.210% 12/15/2023	477870AC3	5,826.78	NR	Aaa	07/16/19	07/24/19	5,825.54	2.22	5.72	5,826.49	5,822.04
TAOT 2019-D A3 DTD 11/13/2019 1.920% 01/16/2024	89233MAD5	532,857.23	AAA	Aaa	11/06/19	11/13/19	532,818.76	1.92	454.70	532,846.86	531,266.49
TAOT 2021-B A3 DTD 06/14/2021 0.460% 01/16/2024	89190GAB3	3,030,092.80	AAA	NR	06/08/21	06/14/21	3,030,037.05	0.46	619.49	3,030,068.58	3,022,532.72
MBALT 2021-B A2 DTD 06/29/2021 0.220% 01/16/2024	58769KAC8	5,266,381.43	AAA	NR	06/22/21	06/29/21	5,265,940.10	0.22	514.94	5,266,186.60	5,248,047.05

**Managed Account Detail of Securities Held**

For the Month Ending **November 30, 2022**

**SAN BERNARDINO COUNTY - 76990800**

<b>Security Type/Description</b> <b>Dated Date/Coupon/Maturity</b>	<b>CUSIP</b>	<b>Par</b>	<b>S&amp;P Rating</b>	<b>Moody's Rating</b>	<b>Trade Date</b>	<b>Settle Date</b>	<b>Original Cost</b>	<b>YTM at Cost</b>	<b>Accrued Interest</b>	<b>Amortized Cost</b>	<b>Market Value</b>
<b>Asset-Backed Security</b>											
HAROT 2019-4 A3 DTD 11/26/2019 1.830% 01/18/2024	43813VAC2	1,349,594.37	AAA	NR	11/19/19	11/26/19	1,349,353.87	1.83	891.86	1,349,528.76	1,343,478.95
HART 2019-B A3 DTD 11/06/2019 1.940% 02/15/2024	44891JAC2	17,965.19	AAA	NR	10/29/19	11/06/19	17,964.36	1.94	15.49	17,964.96	17,947.23
MBART 2019-1 A3 DTD 09/25/2019 1.940% 03/15/2024	58769TAD7	194,310.20	AAA	Aaa	09/18/19	09/25/19	194,283.45	1.94	167.54	194,302.50	194,115.99
HAROT 2020-1 A3 DTD 02/26/2020 1.610% 04/22/2024	43813RAC1	2,765,192.30	NR	Aaa	02/19/20	02/26/20	2,764,650.33	1.61	1,236.66	2,765,010.81	2,735,758.49
TLOT 2021-A A3 DTD 04/21/2021 0.390% 04/22/2024	89238EAC0	4,050,703.80	AAA	Aaa	04/13/21	04/21/21	4,050,231.08	0.39	482.71	4,050,484.89	3,985,195.82
TAOT 2020-A A3 DTD 02/12/2020 1.660% 05/15/2024	89232HAC9	3,566,107.95	AAA	Aaa	02/04/20	02/12/20	3,565,850.47	1.66	2,631.00	3,566,019.97	3,540,591.73
HART 2021-B A2 DTD 07/28/2021 0.240% 05/15/2024	44934KAB0	4,039,056.48	AAA	NR	07/20/21	07/28/21	4,038,690.13	0.24	430.83	4,038,866.14	4,016,145.34
TAOT 2021-C A2 DTD 09/27/2021 0.200% 05/15/2024	89239BAB7	4,067,313.77	AAA	Aaa	09/21/21	09/27/21	4,067,006.28	0.20	361.54	4,067,143.87	4,029,488.57
HAROT 2021-4 A2 DTD 11/24/2021 0.390% 05/21/2024	43815GAB5	4,764,434.66	NR	Aaa	11/16/21	11/24/21	4,764,309.83	0.39	516.15	4,764,360.92	4,695,741.04
BMWLT 2022-1 A2 DTD 01/19/2022 0.670% 05/28/2024	05601XAB5	3,347,583.83	AAA	NR	01/11/22	01/19/22	3,347,581.82	0.67	373.81	3,347,582.56	3,317,209.19
JDOT 2021-B A2 DTD 07/21/2021 0.250% 06/17/2024	47789OAB6	9,070,019.92	NR	Aaa	07/13/21	07/21/21	9,069,814.94	0.25	1,007.78	9,069,911.06	8,956,614.74
MBART 2021-1 A2 DTD 09/22/2021 0.210% 07/15/2024	58772WAB9	6,014,749.32	AAA	Aaa	09/15/21	09/22/21	6,014,152.05	0.21	561.38	6,014,405.03	5,969,055.27
JOHN DEERE OWNER TRUST DTD 03/11/2020 1.100% 08/15/2024	47789KAC7	1,245,128.60	NR	Aaa	03/04/20	03/11/20	1,245,052.52	1.10	608.73	1,245,099.31	1,232,222.47
TAOT 2021-D A2 DTD 11/15/2021 0.310% 08/15/2024	89238JAB1	4,393,367.13	AAA	NR	11/09/21	11/15/21	4,393,333.31	0.31	605.31	4,393,346.14	4,336,372.86

**Managed Account Detail of Securities Held**

For the Month Ending **November 30, 2022**

**SAN BERNARDINO COUNTY - 76990800**

<b>Security Type/Description</b> <b>Dated Date/Coupon/Maturity</b>	<b>CUSIP</b>	<b>Par</b>	<b>S&amp;P Rating</b>	<b>Moody's Rating</b>	<b>Trade Date</b>	<b>Settle Date</b>	<b>Original Cost</b>	<b>YTM at Cost</b>	<b>Accrued Interest</b>	<b>Amortized Cost</b>	<b>Market Value</b>
<b>Asset-Backed Security</b>											
TAOT 2022-A A2 DTD 01/31/2022 0.740% 10/15/2024	89239KAB7	3,261,953.21	NR	Aaa	01/25/22	01/31/22	3,261,865.80	0.74	1,072.82	3,261,892.70	3,216,371.65
HART 2021-C A2A DTD 11/17/2021 0.360% 10/15/2024	44935FAB0	5,952,848.76	AAA	NR	11/09/21	11/17/21	5,952,502.31	0.36	952.46	5,952,625.83	5,869,621.39
JDOT 2022-A A2 DTD 03/16/2022 1.900% 11/15/2024	47787JAB4	5,291,019.36	NR	Aaa	03/10/22	03/16/22	5,290,729.94	1.90	4,467.97	5,290,807.12	5,223,845.11
MBALT 2021-B A3 DTD 06/29/2021 0.400% 11/15/2024	58769KAD6	16,500,000.00	AAA	NR	06/22/21	06/29/21	16,498,754.25	0.40	2,933.33	16,499,278.78	15,934,099.50
BMWLT 2021-2 A3 DTD 09/15/2021 0.330% 12/26/2024	09690AAC7	7,500,000.00	NR	Aaa	09/08/21	09/15/21	7,499,226.00	0.33	412.50	7,499,511.57	7,294,446.75
BMWOT 2022-A A2A DTD 05/18/2022 2.520% 12/26/2024	05602RAB7	10,197,164.16	AAA	Aaa	05/10/22	05/18/22	10,196,430.99	2.52	4,282.81	10,196,582.55	10,084,274.41
TAOT 2022-B A2A DTD 04/13/2022 2.350% 01/15/2025	89238FAB9	7,371,686.18	AAA	Aaa	04/07/22	04/13/22	7,371,364.78	2.35	7,699.32	7,371,438.75	7,269,953.96
CHAIT 2020-A1 A1 DTD 02/18/2020 1.530% 01/15/2025	161571HP2	8,000,000.00	AAA	NR	02/10/20	02/18/20	7,998,167.20	1.53	5,440.00	7,999,206.77	7,971,059.20
BMWLT 2022-1 A3 DTD 01/19/2022 1.100% 03/25/2025	05601XAC3	8,250,000.00	AAA	NR	01/11/22	01/19/22	8,248,766.63	1.10	1,512.50	8,249,102.33	7,929,337.35
HART 2022-B A2A DTD 07/20/2022 3.640% 05/15/2025	44918MAB6	10,000,000.00	AAA	NR	07/12/22	07/20/22	9,999,493.00	3.64	16,177.78	9,999,558.96	9,879,153.00
JDOT 2022-B A2 DTD 07/20/2022 3.730% 06/16/2025	47800AAB6	10,500,000.00	NR	Aaa	07/12/22	07/20/22	10,498,888.05	3.73	17,406.67	10,499,028.35	10,370,076.15
HAROT 2021-2 A3 DTD 05/26/2021 0.330% 08/15/2025	43811JAC1	10,000,000.00	AAA	Aaa	01/31/22	02/02/22	9,878,906.25	0.68	1,466.67	9,907,255.33	9,614,150.00
HAROT 2021-2 A3 DTD 05/26/2021 0.330% 08/15/2025	43811JAC1	19,000,000.00	AAA	Aaa	05/18/21	05/26/21	18,999,259.00	0.33	2,786.66	18,999,525.22	18,266,885.00
JDOT 2022-C A2 DTD 10/19/2022 4.980% 08/15/2025	47800BAB4	34,500,000.00	NR	Aaa	10/12/22	10/19/22	34,498,764.90	4.98	200,445.00	34,498,816.41	34,349,997.45



**Managed Account Detail of Securities Held**

For the Month Ending **November 30, 2022**

**SAN BERNARDINO COUNTY - 76990800**

<b>Security Type/Description</b>	<b>CUSIP</b>	<b>Par</b>	<b>S&amp;P Rating</b>	<b>Moody's Rating</b>	<b>Trade Date</b>	<b>Settle Date</b>	<b>Original Cost</b>	<b>YTM at Cost</b>	<b>Accrued Interest</b>	<b>Amortized Cost</b>	<b>Market Value</b>
<b>Asset-Backed Security</b>											
MBART 2022-1 A2 DTD 11/22/2022 5.260% 10/15/2025	58768PAB0	12,250,000.00	AAA	Aaa	11/15/22	11/22/22	12,249,217.23	5.26	16,108.75	12,249,223.89	12,236,614.65
TAOT 2021-B A3 DTD 06/14/2021 0.260% 11/17/2025	89190GAC1	37,000,000.00	AAA	NR	06/08/21	06/14/21	36,996,015.10	0.26	4,275.56	36,997,333.54	35,363,334.60
HART 2022-C A2A DTD 11/09/2022 5.350% 11/17/2025	44933DAB7	37,500,000.00	AAA	NR	11/01/22	11/09/22	37,497,678.75	5.35	122,604.17	37,497,725.01	37,418,962.50
TAOT 2021-C A3 DTD 09/27/2021 0.430% 01/15/2026	89239BAC5	12,000,000.00	AAA	Aaa	09/21/21	09/27/21	11,999,043.60	0.43	2,293.33	11,999,305.38	11,326,710.00
HART 2021-B A3 DTD 07/28/2021 0.380% 01/15/2026	44934KAC8	17,000,000.00	AAA	NR	07/20/21	07/28/21	16,996,248.10	0.39	2,871.11	16,997,376.89	16,167,215.90
TAOT 2022-D A2A DTD 11/08/2022 5.270% 01/15/2026	89239HAB4	24,000,000.00	NR	Aaa	11/01/22	11/08/22	23,999,733.60	5.27	80,806.66	23,999,738.86	23,953,996.80
HAROT 2021-4 A3 DTD 11/24/2021 0.880% 01/21/2026	43815GAC3	7,750,000.00	NR	Aaa	11/16/21	11/24/21	7,748,366.30	0.89	1,894.44	7,748,766.39	7,325,010.93
JDOT 2021-B A3 DTD 07/21/2021 0.520% 03/16/2026	47789OAC4	13,500,000.00	NR	Aaa	07/13/21	07/21/21	13,498,795.80	0.52	3,120.00	13,499,148.77	12,530,498.85
TAOT 2021-D A3 DTD 11/15/2021 0.710% 04/15/2026	89238JAC9	7,000,000.00	AAA	NR	11/09/21	11/15/21	6,999,850.90	0.71	2,208.89	6,999,886.14	6,564,138.00
HART 2021-C A3 DTD 11/17/2021 0.740% 05/15/2026	44935FAD6	5,500,000.00	AAA	NR	11/09/21	11/17/21	5,498,772.40	0.75	1,808.89	5,499,056.10	5,160,712.15
TAOT 2022-A A3 DTD 01/31/2022 1.230% 06/15/2026	89239KAC5	4,250,000.00	NR	Aaa	01/25/22	01/31/22	4,249,277.50	1.23	2,323.33	4,249,415.12	4,010,562.65
MBART 2021-1 A3 DTD 09/22/2021 0.460% 06/15/2026	58772WAC7	21,000,000.00	AAA	Aaa	09/15/21	09/22/21	20,997,253.20	0.46	4,293.33	20,997,945.07	19,805,326.80
BMWOT 2022-A A3 DTD 05/18/2022 3.210% 08/25/2026	05602RAD3	14,000,000.00	AAA	Aaa	05/10/22	05/18/22	13,999,272.00	3.21	7,490.00	13,999,363.93	13,534,418.80
TAOT 2022-B A3 DTD 04/13/2022 2.930% 09/15/2026	89238FAD5	12,000,000.00	AAA	Aaa	04/07/22	04/13/22	11,999,719.20	2.93	15,626.67	11,999,759.51	11,532,240.00

**Managed Account Detail of Securities Held**

For the Month Ending **November 30, 2022**

**SAN BERNARDINO COUNTY - 76990800**

<b>Security Type/Description</b> <b>Dated Date/Coupon/Maturity</b>	<b>CUSIP</b>	<b>Par</b>	<b>S&amp;P Rating</b>	<b>Moody's Rating</b>	<b>Trade Date</b>	<b>Settle Date</b>	<b>Original Cost</b>	<b>YTM at Cost</b>	<b>Accrued Interest</b>	<b>Amortized Cost</b>	<b>Market Value</b>
<b>Asset-Backed Security</b>											
JDOT 2022-A A3 DTD 03/16/2022 2.320% 09/16/2026	47787JAC2	8,000,000.00	NR	Aaa	03/10/22	03/16/22	7,998,230.40	2.33	8,248.89	7,998,510.09	7,633,763.20
HART 2022-B A3 DTD 07/20/2022 3.720% 11/16/2026	44918MAD2	11,000,000.00	AAA	NR	07/12/22	07/20/22	10,999,995.60	3.72	18,186.67	10,999,995.97	10,681,543.40
JDOT 2022-B A3 DTD 07/20/2022 3.740% 02/16/2027	47800AAC4	8,600,000.00	NR	Aaa	07/12/22	07/20/22	8,599,178.70	3.74	14,295.11	8,599,244.52	8,366,712.96
AMXCA 2022-2 A DTD 05/24/2022 3.390% 05/17/2027	02582JJT8	20,000,000.00	AAA	NR	05/17/22	05/24/22	19,995,576.00	3.39	30,133.33	19,996,040.53	19,270,144.00
JDOT 2022-C A3 DTD 10/19/2022 5.090% 06/15/2027	47800BAC2	28,961,000.00	NR	Aaa	10/12/22	10/19/22	28,958,752.63	5.09	171,980.07	28,958,809.48	29,032,487.33
HART 2022-C A3 DTD 11/09/2022 5.390% 06/15/2027	44933DAD3	48,500,000.00	AAA	NR	11/01/22	11/09/22	48,499,767.20	5.39	159,753.61	48,499,770.25	48,690,056.95
MBART 2022-1 A3 DTD 11/22/2022 5.210% 08/16/2027	58768PAC8	20,500,000.00	AAA	Aaa	11/15/22	11/22/22	20,495,945.10	5.21	26,701.25	20,495,966.22	20,506,841.05
TAOT 2022-D A3 DTD 11/08/2022 5.300% 09/15/2027	89239HAD0	70,500,000.00	NR	Aaa	11/01/22	11/08/22	70,493,041.65	5.30	238,720.84	70,493,131.97	70,949,712.45
AMXCA 2022-4 A DTD 11/03/2022 4.950% 10/15/2027	02582JJX9	33,000,000.00	AAA	NR	10/27/22	11/03/22	32,998,363.20	4.95	127,050.00	32,998,388.56	33,047,994.92
<b>Security Type Sub-Total</b>		<b>688,961,466.74</b>					<b>688,783,175.35</b>	<b>3.12</b>	<b>1,341,465.16</b>	<b>688,822,578.53</b>	<b>676,660,165.80</b>
<b>Managed Account Sub-Total</b>		<b>12,002,836,552.62</b>					<b>11,864,402,454.88</b>	<b>2.66</b>	<b>35,641,301.81</b>	<b>11,883,736,762.54</b>	<b>11,594,138,615.17</b>
<b>Securities Sub-Total</b>		<b>\$12,002,836,552.62</b>					<b>\$11,864,402,454.88</b>	<b>2.66%</b>	<b>\$35,641,301.81</b>	<b>\$11,883,736,762.54</b>	<b>\$11,594,138,615.17</b>
<b>Accrued Interest</b>											<b>\$35,641,301.81</b>
<b>Total Investments</b>											<b>\$11,629,779,916.98</b>

Bolded items are forward settling trades.

**Managed Account Fair Market Value & Analytics**

For the Month Ending **November 30, 2022**

**SAN BERNARDINO COUNTY - 76990800**

<b>Security Type/Description</b>	<b>CUSIP</b>	<b>Par</b>	<b>Broker</b>	<b>Next Call Date</b>	<b>Market Price</b>	<b>Market Value</b>	<b>Unreal G/L On Cost</b>	<b>Unreal G/L Amort Cost</b>	<b>Effective Duration</b>	<b>YTM at Mkt</b>
<b>U.S. Treasury Bond / Note</b>										
US TREASURY NOTES DTD 05/31/2016 1.625% 05/31/2023	912828R69	50,000,000.00	DEUTSCHE		98.53	49,265,625.00	607,421.87	(573,962.03)	0.50	4.63
US TREASURY NOTES DTD 06/30/2016 1.375% 06/30/2023	912828S35	25,000,000.00	MIZUHO		98.11	24,527,345.00	(173,826.88)	(425,103.92)	0.58	4.69
US TREASURY NOTES DTD 06/30/2016 1.375% 06/30/2023	912828S35	50,000,000.00	WELLSFAR		98.11	49,054,690.00	931,643.12	(689,472.07)	0.58	4.69
US TREASURY NOTES DTD 07/02/2018 2.625% 06/30/2023	9128284U1	50,000,000.00	SOC GEN		98.86	49,429,690.00	(1,205,075.63)	(657,055.82)	0.58	4.62
US TREASURY NOTES DTD 06/30/2016 1.375% 06/30/2023	912828S35	100,000,000.00	SOC GEN		98.11	98,109,380.00	2,074,223.75	(1,345,970.24)	0.58	4.69
US TREASURY NOTES DTD 08/01/2016 1.250% 07/31/2023	912828S92	100,000,000.00	BNP		97.73	97,734,380.00	1,468,755.00	(1,695,809.94)	0.67	4.73
US TREASURY NOTES DTD 08/31/2016 1.375% 08/31/2023	912828D1	100,000,000.00	MORGANST		97.53	97,531,250.00	968,750.00	(1,888,033.73)	0.75	4.77
US TREASURY NOTES DTD 09/15/2020 0.125% 09/15/2023	91282CAK7	100,000,000.00	WELLS_F		96.44	96,437,500.00	(199,218.75)	(1,371,040.72)	0.79	4.77
US TREASURY NOTES DTD 02/28/2017 2.125% 02/29/2024	912828W48	75,000,000.00	WELLS_F		96.91	72,679,687.50	(2,973,632.81)	(2,732,602.02)	1.23	4.70
US TREASURY NOTES DTD 05/15/2014 2.500% 05/15/2024	912828WJ5	50,000,000.00	BNP		97.02	48,507,810.00	(3,554,690.00)	(2,140,997.76)	1.44	4.64
US TREASURY NOTES DTD 05/15/2014 2.500% 05/15/2024	912828WJ5	50,000,000.00	WELLSFAR		97.02	48,507,810.00	(3,103,518.13)	(2,026,281.91)	1.44	4.64
US TREASURY N/B NOTES DTD 05/15/2021 0.250% 05/15/2024	91282CCC3	75,000,000.00	RBC		93.88	70,406,250.00	(2,537,109.38)	(3,238,816.79)	1.46	4.64
US TREASURY NOTES DTD 05/31/2017 2.000% 05/31/2024	912828XT2	50,000,000.00	BARCLAY		96.22	48,109,375.00	(1,716,796.88)	(1,771,918.41)	1.48	4.64
US TREASURY NOTES DTD 06/30/2017 2.000% 06/30/2024	912828XX3	50,000,000.00	DAIWA		96.11	48,054,690.00	(2,832,028.75)	(2,239,523.18)	1.55	4.57
US TREASURY NOTES DTD 06/30/2017 2.000% 06/30/2024	912828XX3	50,000,000.00	MORGANST		96.11	48,054,690.00	(2,962,888.13)	(2,290,079.57)	1.55	4.57
US TREASURY NOTES DTD 06/30/2017 2.000% 06/30/2024	912828XX3	50,000,000.00	RBC		96.11	48,054,690.00	(2,880,856.88)	(2,262,845.62)	1.55	4.57
US TREASURY NOTES DTD 06/30/2019 1.750% 06/30/2024	9128286Z8	50,000,000.00	MORGANST		95.78	47,890,625.00	(2,283,203.13)	(2,169,723.27)	1.56	4.54

**Managed Account Fair Market Value & Analytics**

For the Month Ending **November 30, 2022**

**SAN BERNARDINO COUNTY - 76990800**

<b>Security Type/Description</b>	<b>Dated Date/Coupon/Maturity</b>	<b>CUSIP</b>	<b>Par</b>	<b>Broker</b>	<b>Next Call Date</b>	<b>Market Price</b>	<b>Market Value</b>	<b>Unreal G/L On Cost</b>	<b>Unreal G/L Amort Cost</b>	<b>Effective Duration</b>	<b>YTM at Mkt</b>
<b>U.S. Treasury Bond / Note</b>											
US TREASURY NOTES	DTD 06/30/2019 1.750% 06/30/2024	9128286Z8	50,000,000.00	BARCLAY		95.78	47,890,625.00	(1,810,546.88)	(1,902,134.83)	1.56	4.54
US TREASURY NOTES	DTD 06/30/2019 1.750% 06/30/2024	9128286Z8	50,000,000.00	STIFEL		95.78	47,890,625.00	(851,562.50)	(1,139,110.54)	1.56	4.54
US TREASURY N/B NOTES	DTD 07/15/2021 0.375% 07/15/2024	91282CCL3	100,000,000.00	PIPER S		93.56	93,562,500.00	(1,117,187.50)	(2,232,393.19)	1.62	4.53
US TREASURY NOTES	DTD 07/31/2017 2.125% 07/31/2024	9128282N9	50,000,000.00	TOR DOM		96.13	48,062,500.00	(3,412,109.38)	(2,448,361.83)	1.64	4.56
US TREASURY NOTES	DTD 07/31/2017 2.125% 07/31/2024	9128282N9	50,000,000.00	PIPER S		96.13	48,062,500.00	(1,367,187.50)	(1,528,113.93)	1.64	4.56
US TREASURY NOTES	DTD 07/31/2019 1.750% 07/31/2024	912828Y87	50,000,000.00	DAIWA		95.55	47,773,440.00	(550,778.75)	(916,952.03)	1.64	4.55
US TREASURY NOTES	DTD 08/15/2014 2.375% 08/15/2024	912828D56	50,000,000.00	BNP		96.48	48,242,190.00	(1,037,106.88)	(1,192,321.28)	1.67	4.53
US TREASURY NOTES	DTD 08/31/2019 1.250% 08/31/2024	912828YE4	50,000,000.00	BOFA		94.58	47,289,060.00	(2,423,830.63)	(2,514,302.39)	1.73	4.51
US TREASURY NOTES	DTD 08/31/2019 1.250% 08/31/2024	912828YE4	50,000,000.00	RBC		94.58	47,289,060.00	(2,128,908.75)	(2,309,733.99)	1.73	4.51
US TREASURY NOTES	DTD 09/30/2019 1.500% 09/30/2024	912828YH7	50,000,000.00	TOR DOM		94.84	47,421,875.00	(2,261,718.75)	(2,356,938.19)	1.81	4.46
US TREASURY NOTES	DTD 09/30/2019 1.500% 09/30/2024	912828YH7	50,000,000.00	BNP		94.84	47,421,875.00	(1,261,718.75)	(1,609,284.76)	1.81	4.46
US TREASURY N/B NOTES	DTD 10/15/2021 0.625% 10/15/2024	91282CDB4	75,000,000.00	MORGANS		93.27	69,949,215.00	(2,844,730.31)	(3,462,425.62)	1.86	4.41
US TREASURY N/B NOTES	DTD 11/15/2021 0.750% 11/15/2024	91282CDH1	75,000,000.00	DAIWA		93.22	69,914,062.50	(1,675,781.25)	(2,551,361.91)	1.95	4.40
US TREASURY NOTES	DTD 01/31/2020 1.375% 01/31/2025	912828Z52	50,000,000.00	BAML		94.00	47,000,000.00	(3,845,703.13)	(3,562,381.93)	2.13	4.30
US TREASURY NOTES	DTD 02/17/2015 2.000% 02/15/2025	912828J27	50,000,000.00	MIZUHO		95.16	47,578,125.00	(2,998,046.88)	(2,668,674.74)	2.16	4.32
US TREASURY N/B NOTES	DTD 02/15/2022 1.500% 02/15/2025	91282CDZ1	50,000,000.00	BARCLAY		94.09	47,046,875.00	(2,720,703.13)	(2,779,454.21)	2.17	4.33
US TREASURY NOTES	DTD 05/15/2015 2.125% 05/15/2025	912828XB1	50,000,000.00	BMO		95.13	47,562,500.00	(3,546,875.00)	(2,938,760.72)	2.40	4.23

**Managed Account Fair Market Value & Analytics**

For the Month Ending **November 30, 2022**

**SAN BERNARDINO COUNTY - 76990800**

<b>Security Type/Description</b>	<b>Dated Date/Coupon/Maturity</b>	<b>CUSIP</b>	<b>Par</b>	<b>Broker</b>	<b>Next Call Date</b>	<b>Market Price</b>	<b>Market Value</b>	<b>Unreal G/L On Cost</b>	<b>Unreal G/L Amort Cost</b>	<b>Effective Duration</b>	<b>YTM at Mkt</b>
<b>U.S. Treasury Bond / Note</b>											
US TREASURY N/B NOTES		91282CEO0	50,000,000.00	BOFA		96.59	48,296,875.00	(1,355,468.75)	(1,412,003.50)	2.39	4.22
DTD 05/15/2022 2.750% 05/15/2025											
US TREASURY NOTES		912828ZT0	50,000,000.00	CITI		90.70	45,351,560.00	(3,316,408.75)	(3,702,324.35)	2.49	4.21
DTD 05/31/2020 0.250% 05/31/2025											
US TREASURY NOTES		912828ZW3	50,000,000.00	TOR DOM		90.64	45,320,310.00	(3,285,158.75)	(3,679,957.55)	2.57	4.10
DTD 06/30/2020 0.250% 06/30/2025											
US TREASURY NOTES		912828ZW3	50,000,000.00	BOFA		90.64	45,320,310.00	(2,845,705.63)	(3,299,807.19)	2.57	4.10
DTD 06/30/2020 0.250% 06/30/2025											
US TREASURY NOTES		912828ZW3	50,000,000.00	RBC		90.64	45,320,310.00	(673,830.63)	(1,298,400.10)	2.57	4.10
DTD 06/30/2020 0.250% 06/30/2025											
US TREASURY NOTES		912828ZW3	75,000,000.00	MORGANS		90.64	67,980,465.00	(4,078,128.75)	(4,802,891.25)	2.57	4.10
DTD 06/30/2020 0.250% 06/30/2025											
US TREASURY NOTES		912828ZW3	75,000,000.00	MIZUHO		90.64	67,980,465.00	(3,996,097.50)	(4,731,922.05)	2.57	4.10
DTD 06/30/2020 0.250% 06/30/2025											
US TREASURY NOTES		91282CAB7	50,000,000.00	PIPER J		90.28	45,140,625.00	(3,330,078.13)	(3,753,050.94)	2.66	4.13
DTD 07/31/2020 0.250% 07/31/2025											
US TREASURY NOTES		91282CAB7	50,000,000.00	BARCLAY		90.28	45,140,625.00	(3,341,796.88)	(3,761,528.52)	2.66	4.13
DTD 07/31/2020 0.250% 07/31/2025											
US TREASURY NOTES		91282CAJ0	50,000,000.00	DAIWA		89.97	44,984,375.00	(2,875,000.00)	(3,387,452.65)	2.74	4.15
DTD 08/31/2020 0.250% 08/31/2025											
US TREASURY NOTES		91282CAJ0	50,000,000.00	CITIGRP		89.97	44,984,375.00	(496,093.75)	(1,103,892.78)	2.74	4.15
DTD 08/31/2020 0.250% 08/31/2025											
US TREASURY NOTES		91282CAJ0	75,000,000.00	CITIGRP		89.97	67,476,562.50	(3,292,968.75)	(4,176,399.97)	2.74	4.15
DTD 08/31/2020 0.250% 08/31/2025											
US TREASURY NOTES		91282CAM3	50,000,000.00	WELLS_F		89.95	44,976,560.00	(1,974,611.88)	(2,589,086.12)	2.82	4.04
DTD 09/30/2020 0.250% 09/30/2025											
US TREASURY NOTES		91282CAT8	50,000,000.00	MORGANS		89.61	44,804,690.00	(984,372.50)	(1,756,162.43)	2.91	4.06
DTD 10/31/2020 0.250% 10/31/2025											
US TREASURY NOTES		91282CAT8	50,000,000.00	BK AMER		89.61	44,804,690.00	716,799.37	381,657.65	2.91	4.06
DTD 10/31/2020 0.250% 10/31/2025											
US TREASURY NOTES		91282CBH3	50,000,000.00	RBC		89.16	44,578,125.00	445,312.50	174,444.82	3.15	4.06
DTD 01/31/2021 0.375% 01/31/2026											
US TREASURY NOTES		91282CBH3	50,000,000.00	BNP DIR		89.16	44,578,125.00	621,093.75	370,763.64	3.15	4.06
DTD 01/31/2021 0.375% 01/31/2026											

Managed Account Fair Market Value & Analytics

For the Month Ending **November 30, 2022**

SAN BERNARDINO COUNTY - 76990800

Security Type/Description Dated Date/Coupon/Maturity	CUSIP	Par	Broker	Next Call Date	Market Price	Market Value	Unreal G/L On Cost	Unreal G/L Amort Cost	Effective Duration	YTM at Mkt
<b>U.S. Treasury Bond / Note</b>										
US TREASURY NOTES DTD 02/28/2021 0.500% 02/28/2026	91282CBO3	50,000,000.00	BNP DIR		89.27	44,632,810.00	859,372.50	670,843.19	3.22	4.06
US TREASURY N/B NOTES DTD 05/31/2021 0.750% 05/31/2026	91282CCF6	50,000,000.00	STIFEL		89.39	44,695,310.00	470,700.62	203,281.49	3.46	4.03
US TREASURY NOTES DTD 05/31/2019 2.125% 05/31/2026	9128286X3	50,000,000.00	BARCLAY		93.88	46,937,500.00	638,671.87	556,486.58	3.39	4.02
US TREASURY NOTES DTD 05/15/2017 2.375% 05/15/2027	912828X88	50,000,000.00	CITIGRP		93.80	46,898,440.00	839,846.25	690,585.89	4.24	3.90
US TREASURY NOTES DTD 05/15/2017 2.375% 05/15/2027	912828X88	50,000,000.00	BARCLAY		93.80	46,898,440.00	566,408.75	497,786.52	4.24	3.90
US TREASURY NOTES DTD 06/30/2020 0.500% 06/30/2027	912828ZV5	50,000,000.00	BAML		85.94	42,968,750.00	845,703.12	711,410.56	4.52	3.88
US TREASURY NOTES DTD 07/31/2020 0.375% 07/31/2027	91282CAD3	50,000,000.00	TD SEC		85.27	42,632,810.00	773,435.00	474,147.32	4.62	3.85
US TREASURY NOTES DTD 08/15/2017 2.250% 08/15/2027	9128282R0	50,000,000.00	JEFFERI		93.13	46,562,500.00	1,273,437.50	1,200,546.20	4.45	3.86
<b>Security Type Sub-Total</b>		<b>3,350,000,000.00</b>				<b>3,141,578,122.50</b>	<b>(84,021,487.00)</b>	<b>(105,154,868.63)</b>	<b>2.05</b>	<b>4.38</b>
<b>Supra-National Agency Bond / Note</b>										
INTL BK OF RECON AND DEV NOTE DTD 04/20/2021 0.125% 04/20/2023	459058JV6	75,000,000.00	WELLS_F		98.31	73,734,975.00	(1,109,775.00)	(1,235,251.03)	0.39	4.54
INTER-AMERICAN DEVEL BK NOTES DTD 04/24/2020 0.500% 05/24/2023	4581X0DM7	20,000,000.00	RBC CAP		98.08	19,615,400.00	(377,800.00)	(383,548.27)	0.48	4.57
INTER-AMERICAN DEVELOPMENT BANK NOTE DTD 10/04/2013 3.000% 10/04/2023	4581X0CC0	25,000,000.00	BMO		98.56	24,640,725.00	(839,275.00)	(448,153.17)	0.84	4.75
INTL BK RECON & DEVELOP NOTES DTD 11/24/2020 0.250% 11/24/2023	459058JM6	25,000,000.00	TD		95.77	23,943,550.00	(1,002,700.00)	(1,038,876.94)	0.98	4.70
INTL BK RECON & DEVELOP NOTES DTD 03/29/2022 2.250% 03/28/2024	45906M3C3	13,000,000.00	BOFA		96.92	12,600,211.00	(389,649.00)	(393,079.93)	1.31	4.66
INTL BANK OF RECON AND DEV SN (FLOATER) DTD 06/16/2020 4.190% 06/17/2024	45906M2B6	10,000,000.00	BMO		100.48	10,047,770.00	47,770.00	47,770.00	0.00	4.17

**Managed Account Fair Market Value & Analytics**

For the Month Ending **November 30, 2022**

**SAN BERNARDINO COUNTY - 76990800**

<b>Security Type/Description</b>	<b>Dated Date/Coupon/Maturity</b>	<b>CUSIP</b>	<b>Par</b>	<b>Broker</b>	<b>Next Call Date</b>	<b>Market Price</b>	<b>Market Value</b>	<b>Unreal G/L On Cost</b>	<b>Unreal G/L Amort Cost</b>	<b>Effective Duration</b>	<b>YTM at Mkt</b>
<b>Supra-National Agency Bond / Note</b>											
INTER-AMERICAN DEVEL BK NOTES DTD 07/01/2022 3.250% 07/01/2024		4581X0EE4	60,000,000.00	BMO		98.00	58,801,140.00	(1,192,860.00)	(1,194,115.81)	1.54	4.57
INTL FINANCE CORP CORPORATE NOTES DTD 09/15/2022 3.625% 09/15/2025		45950KDA5	20,000,000.00	TOR DOM		98.57	19,714,440.00	(277,760.00)	(278,307.99)	2.66	4.17
<b>Security Type Sub-Total</b>			<b>248,000,000.00</b>				<b>243,098,211.00</b>	<b>(5,142,049.00)</b>	<b>(4,923,563.14)</b>	<b>0.99</b>	<b>4.55</b>
<b>Repurchase Agreement</b>											
CANTOR FITZGERALD REPO AGRMT DTD 11/30/2022 3.790% 12/01/2022		RE1362897	50,000,000.00	CANTFIT		100.00	49,999,986.10	(13.90)	(13.90)	0.00	3.80
<b>Security Type Sub-Total</b>			<b>50,000,000.00</b>				<b>49,999,986.10</b>	<b>(13.90)</b>	<b>(13.90)</b>	<b>0.00</b>	<b>3.80</b>
<b>NOW Account</b>											
BANK OF THE WEST MONEY MARKET FUND		BKOFWEST7	1,000,000.00	DIRECT		1.00	1,000,000.00	0.00	0.00	0.00	2.45
<b>Security Type Sub-Total</b>			<b>1,000,000.00</b>				<b>1,000,000.00</b>	<b>0.00</b>	<b>0.00</b>	<b>0.00</b>	<b>2.45</b>
<b>Money Market Mutual Fund</b>											
NORTHERN TRUST INST GOVT SELECT 848		665278701	1,000,000.00			1.00	1,000,000.00	0.00	0.00	0.00	3.15
MORGAN STANLEY LIQ GOVT-INST FUND		61747C707	1,000,000.00			1.00	1,000,000.00	0.00	0.00	0.00	3.62
FIDELITY GOV'T MM FUND 2642		31607A703	1,000,000.00			1.00	1,000,000.00	0.00	0.00	0.00	3.56
FEDERATED GOVT OBLIGATIONS FUND		608919718	81,000,000.00			1.00	81,000,000.00	0.00	0.00	0.00	3.61
<b>Security Type Sub-Total</b>			<b>84,000,000.00</b>				<b>84,000,000.00</b>	<b>0.00</b>	<b>0.00</b>	<b>0.00</b>	<b>3.60</b>
<b>Joint Powers Authority</b>											
INVESTMENT TRUST OF CALIFORNIA		CALTRUST3	10,000,000.00	DIRECT		1.00	10,000,000.00	0.00	0.00	0.00	3.85
CALIFORNIA ASSET MANAGEMENT PROGRAM		CAMPFM025	25,000,000.00	DIRECT		1.00	25,000,000.00	0.00	0.00	0.00	4.04
CALIFORNIA ASSET MANAGEMENT PROGRAM		CAMPFM025	30,000,000.00	DIRECT		1.00	30,000,000.00	0.00	0.00	0.00	4.04
CALIFORNIA ASSET MANAGEMENT PROGRAM		CAMPFM025	32,000,000.00	DIRECT		1.00	32,000,000.00	0.00	0.00	0.00	4.04

**Managed Account Fair Market Value & Analytics**

For the Month Ending **November 30, 2022**

**SAN BERNARDINO COUNTY - 76990800**

<b>Security Type/Description</b> <b>Dated Date/Coupon/Maturity</b>	<b>CUSIP</b>	<b>Par</b>	<b>Broker</b>	<b>Next Call Date</b>	<b>Market Price</b>	<b>Market Value</b>	<b>Unreal G/L On Cost</b>	<b>Unreal G/L Amort Cost</b>	<b>Effective Duration</b>	<b>YTM at Mkt</b>
<b>Joint Powers Authority</b>										
CALIFORNIA ASSET MANAGEMENT PROGRAM	CAMPMF025	34,000,000.00	DIRECT		1.00	34,000,000.00	0.00	0.00	0.00	4.04
CALIFORNIA ASSET MANAGEMENT PROGRAM	CAMPMF025	40,000,000.00	DIRECT		1.00	40,000,000.00	0.00	0.00	0.00	4.04
CALIFORNIA ASSET MANAGEMENT PROGRAM	CAMPMF025	50,000,000.00	DIRECT		1.00	50,000,000.00	0.00	0.00	0.00	4.04
CALIFORNIA ASSET MANAGEMENT PROGRAM	CAMPMF025	150,000,000.00	DIRECT		1.00	150,000,000.00	0.00	0.00	0.00	4.04
CALIFORNIA ASSET MANAGEMENT PROGRAM	CAMPMF025	171,000,000.00	DIRECT		1.00	171,000,000.00	0.00	0.00	0.00	4.04
<b>Security Type Sub-Total</b>		<b>542,000,000.00</b>				<b>542,000,000.00</b>	<b>0.00</b>	<b>0.00</b>	<b>0.00</b>	<b>4.04</b>
<b>Federally Insured Cash Account</b>										
STONECASTLE FICA	FICAMF003	25,000,000.00			1.00	25,000,000.00	0.00	0.00	0.00	3.60
<b>Security Type Sub-Total</b>		<b>25,000,000.00</b>				<b>25,000,000.00</b>	<b>0.00</b>	<b>0.00</b>	<b>0.00</b>	<b>3.60</b>
<b>Federal Agency Discount Note</b>										
FEDERAL HOME LOAN BANKS DISC NOTE DTD 12/21/2021 0.000% 12/21/2022	313385T97	100,000,000.00	BARCLAY		99.76	99,758,500.00	568,361.11	(50,944.44)	0.06	4.15
FED HOME LN DISCOUNT NT DISC NOTES DTD 10/04/2022 0.000% 02/01/2023	313384BH1	100,000,000.00	GREAT P		99.23	99,230,713.80	96,269.36	(63,175.09)	0.18	4.43
<b>FED HOME LN DISCOUNT NT DISC NOTES</b> <b>DTD 02/07/2022 0.000%</b> <b>02/06/2023</b>	<b>313384BN8</b>	<b>50,000,000.00</b>	<b>CASTLE</b>		<b>99.17</b>	<b>49,585,083.00</b>	<b>(47,417.00)</b>	<b>(47,417.00)</b>	<b>0.20</b>	<b>4.43</b>
FEDERAL HOME LOAN BANKS DISC NOTE DTD 02/08/2022 0.000% 02/08/2023	313384BO1	50,000,000.00	CASTLE		99.14	49,569,305.55	48,861.11	(32,027.78)	0.20	4.47
<b>Security Type Sub-Total</b>		<b>300,000,000.00</b>				<b>298,143,602.35</b>	<b>666,074.58</b>	<b>(193,564.31)</b>	<b>0.15</b>	<b>4.34</b>
<b>Federal Agency Commercial Mortgage-Backed Security</b>										



**Managed Account Fair Market Value & Analytics**

For the Month Ending **November 30, 2022**

**SAN BERNARDINO COUNTY - 76990800**

<b>Security Type/Description</b>	<b>CUSIP</b>	<b>Par</b>	<b>Broker</b>	<b>Next Call Date</b>	<b>Market Price</b>	<b>Market Value</b>	<b>Unreal G/L On Cost</b>	<b>Unreal G/L Amort Cost</b>	<b>Effective Duration</b>	<b>YTM at Mkt</b>
<b>Federal Agency Commercial Mortgage-Backed Security</b>										
FHMS K033 A2 DTD 10/01/2013 3.060% 07/01/2023	3137B4WB8	2,800,000.00	CANTFIT		98.79	2,766,062.49	(212,656.26)	(74,287.22)	0.58	5.16
FHMS K034 A2 DTD 11/01/2013 3.531% 07/01/2023	3137B5JM6	24,937,792.75	MORGANS		98.88	24,658,791.97	(508,896.06)	(508,896.06)	0.54	5.47
FHLMC MULTIFAMILY STRUCTURED P DTD 11/01/2016 2.454% 08/01/2023	3137BSPW7	23,350,093.41	CANTFIT		98.45	22,988,587.26	(308,603.60)	(326,573.22)	0.58	4.81
FHLMC SERIES K037 A2 DTD 03/01/2014 3.490% 01/01/2024	3137B7YY9	59,843,000.00	JPMCHAS		98.53	58,964,732.16	(1,565,527.29)	(1,325,155.76)	1.06	4.88
FHMS K039 A2 DTD 09/01/2014 3.303% 07/01/2024	3137BDCW4	25,000,000.00	LOOP		97.50	24,374,142.75	(484,255.69)	(510,581.61)	1.42	4.95
FHMS KMP1 A2 DTD 09/01/2017 2.982% 08/01/2024	3137FATE8	50,000,000.00	JPMCHAS		96.81	48,407,104.00	(5,616,333.50)	(3,554,684.18)	1.63	4.97
FHMS K729 A2 DTD 12/01/2017 3.136% 10/01/2024	3137FCM43	16,500,000.00	CANTFIT		97.00	16,004,860.74	(1,964,670.51)	(1,229,356.96)	1.68	4.85
FHMS K042 A2 DTD 01/28/2015 2.670% 12/01/2024	3137BFXT3	65,470,000.00	JPMCHAS		96.17	62,961,408.27	(1,444,704.23)	(1,444,704.23)	1.95	4.68
FHMS K045 A2 DTD 05/01/2015 3.023% 01/01/2025	3137BHXJ1	22,853,506.00	MS		96.31	22,010,687.67	(3,096,923.89)	(2,006,523.23)	1.97	4.89
FHMS K046 A2 DTD 06/17/2015 3.205% 03/01/2025	3137BJP64	50,000,000.00	MS		96.39	48,195,517.00	(177,529.88)	(177,529.88)	2.12	4.90
FHMS K732 AM DTD 06/28/2018 3.700% 05/01/2025	3137FG7G4	25,000,000.00	CANTFIT		97.11	24,278,426.50	(1,965,714.13)	(1,674,946.25)	2.31	4.97
FHMS K047 A2 DTD 07/30/2015 3.329% 05/01/2025	3137BKRJ1	75,000,000.00	MORGANS		96.52	72,393,634.50	(3,315,349.88)	(3,315,349.88)	2.23	4.85
FHMS KJ32 A1 DTD 11/01/2020 0.516% 06/01/2025	3137F72U8	548,490.57	JPM		95.43	523,445.01	(25,043.36)	(25,044.34)	1.37	2.40
FHLMC SERIES K049 A2 DTD 10/01/2015 3.010% 07/01/2025	3137BLMZ8	10,000,000.00	FHN		95.96	9,596,037.10	(428,181.65)	(423,719.20)	2.39	4.67
FHMS K733 A2 DTD 11/09/2018 3.750% 08/01/2025	3137FJXO7	3,330,000.00	MORGANS		97.43	3,244,292.93	(370,708.24)	(288,624.57)	2.53	4.78
FHMS K050 A2 DTD 11/01/2015 3.334% 08/01/2025	3137BLW95	30,000,000.00	CANTFIT		96.51	28,951,656.90	(1,904,983.73)	(1,727,243.00)	2.55	4.73
FHMS K052 A1 DTD 12/01/2015 3.308% 09/01/2025	3137BM7C4	50,000,000.00	JPMCHAS		96.45	48,224,404.50	(2,209,189.25)	(2,138,427.91)	2.51	4.69

**Managed Account Fair Market Value & Analytics**

For the Month Ending **November 30, 2022**

**SAN BERNARDINO COUNTY - 76990800**

<b>Security Type/Description</b>	<b>CUSIP</b>	<b>Par</b>	<b>Broker</b>	<b>Next Call Date</b>	<b>Market Price</b>	<b>Market Value</b>	<b>Unreal G/L On Cost</b>	<b>Unreal G/L Amort Cost</b>	<b>Effective Duration</b>	<b>YTM at Mkt</b>
<b>Federal Agency Commercial Mortgage-Backed Security</b>										
FHMS K726 A1 DTD 06/01/2017 2.700% 10/01/2025	3137BYLE8	25,000,000.00	INCAPIT		94.93	23,732,236.50	(3,131,044.75)	(2,461,878.73)	2.72	4.61
FHMS KJ23 A1 DTD 01/29/2019 3.683% 10/01/2025	3137FKSQ0	60,000,000.00	JPMCHAS		97.26	58,358,216.40	(6,873,033.60)	(5,092,608.17)	2.69	4.72
FRESB 2021-SB82 A5 DTD 01/01/2021 0.670% 11/01/2025	30318CAA5	1,173,317.12	PIPER J		100.00	1,173,317.12	(5,753.95)	(3,517.04)	2.89	0.67
FRESB 2021-SB82 A5 DTD 01/01/2021 0.670% 11/01/2025	30318CAA5	2,737,739.96	WELLS_F		100.00	2,737,739.96	(13,425.89)	(8,206.42)	2.89	0.67
FRESB 2021-SB83 DTD 02/01/2021 0.670% 01/01/2026	30318NAA1	3,475,940.28	JPMCHAS		100.00	3,475,940.28	(16,323.01)	(10,352.30)	3.05	0.67
FHMS K055 A2 DTD 06/22/2016 2.673% 03/01/2026	3137BPW21	83,500,000.00	MORGANS		94.37	78,800,663.42	(2,438,965.49)	(2,438,965.49)	3.11	4.54
FHMS KJ34 A1 DTD 07/01/2021 0.681% 06/01/2026	3137H1LS3	5,907,416.41	JPMCHAS		91.12	5,383,113.77	(524,231.75)	(524,251.40)	2.29	3.37
FHMS K736 A2 DTD 09/01/2019 2.282% 07/01/2026	3137FNWX4	15,000,000.00	MORGANS		92.72	13,907,438.40	(1,651,545.98)	(1,532,749.18)	3.21	4.48
FHMS K729 A2 DTD 01/01/2020 2.525% 10/01/2026	3137FQXJ7	8,250,000.00	CANTFIT		92.99	7,671,285.85	(1,144,612.59)	(991,563.45)	3.64	4.52
FHMS KJ36 A1 DTD 12/01/2021 1.298% 12/01/2026	3137H4RZ5	1,744,285.90	MORGANS		90.41	1,577,068.69	(167,210.24)	(167,211.59)	2.75	3.89
FHMS K062 A2 DTD 02/01/2017 3.413% 12/01/2026	3137BUX60	10,000,000.00	MORGANS		96.15	9,615,278.70	(1,134,721.30)	(1,003,439.54)	3.73	4.46
FHMS K062 A2 DTD 02/01/2017 3.413% 12/01/2026	3137BUX60	18,867,855.00	TOR DOM		96.15	18,141,968.43	(2,164,560.51)	(1,912,731.64)	3.73	4.46
FRESB 2022-SB97 DTD 04/01/2022 1.780% 02/01/2027	30311SAA7	21,889,590.36	WELLS_F		90.24	19,752,770.14	(1,269,291.98)	(1,380,093.12)	4.00	4.34
FHMS KJ39 A1 DTD 04/01/2022 2.750% 04/01/2027	3137H73W1	38,433,460.95	MORGANS		95.02	36,520,814.77	(1,906,304.65)	(1,907,091.20)	4.07	4.00
FHLMC MULTIFAMILY STRUCTURED P DTD 07/01/2017 3.243% 04/01/2027	3137F1G44	50,000,000.00	JPMCHAS		95.39	47,694,746.00	(2,592,363.38)	(2,556,892.25)	4.03	4.41
FRESB 2022-SB103 A5F DTD 10/01/2022 2.080% 06/01/2027	30329MAA0	8,495,780.17	WELLSFA		90.65	7,701,045.81	89,786.80	71,853.75	4.28	4.37
FHLMC MULTIFAMILY STRUCTURED P DTD 08/01/2017 3.117% 06/01/2027	3137F2LJ3	36,557,817.00	TOR DOM		94.85	34,676,859.19	(3,428,952.87)	(3,199,441.94)	4.04	4.38

**Managed Account Fair Market Value & Analytics**

For the Month Ending **November 30, 2022**

**SAN BERNARDINO COUNTY - 76990800**

<b>Security Type/Description</b>	<b>Dated Date/Coupon/Maturity</b>	<b>CUSIP</b>	<b>Par</b>	<b>Broker</b>	<b>Next Call Date</b>	<b>Market Price</b>	<b>Market Value</b>	<b>Unreal G/L On Cost</b>	<b>Unreal G/L Amort Cost</b>	<b>Effective Duration</b>	<b>YTM at Mkt</b>
<b>Federal Agency Commercial Mortgage-Backed Security</b>											
FHMS K068 A2		3137FBBX3	81,306,000.00	CANTFIT		95.29	77,475,588.16	(2,509,189.34)	(2,509,189.34)	4.32	4.36
DTD 10/27/2017 3.244% 08/01/2027											
FHMS K739 A2		3137F64P9	12,000,000.00	JPMCHAS		87.34	10,480,305.96	(944.04)	(47,609.54)	4.59	4.29
DTD 11/01/2020 1.336% 09/01/2027											
FHMS K740 A2		3137F72B0	22,000,000.00	JPMCHAS		87.41	19,229,536.48	(13,588.52)	(98,296.97)	4.57	4.41
DTD 11/01/2020 1.470% 09/01/2027											
FRESB 2022-SB104 ASF		30329QAA1	26,000,000.00	JPMCHAS		91.76	23,856,617.20	122,829.20	105,975.22	4.45	4.53
DTD 11/01/2022 2.600% 09/01/2027											
<b>Security Type Sub-Total</b>			<b>1,066,972,085.88</b>				<b>1,020,506,342.98</b>	<b>(56,372,718.99)</b>	<b>(48,419,907.84)</b>	<b>2.74</b>	<b>4.62</b>

<b>Federal Agency Bond / Note</b>											
FEDERAL FARM CREDIT BANK NOTES		3133EMPH9	10,000,000.00	CASTLE		99.25	9,924,720.00	(69,680.00)	(74,789.04)	0.18	4.46
DTD 02/03/2021 0.125% 02/03/2023											
FEDERAL FARM CREDIT BANK NOTES		3133EMPH9	40,000,000.00	TOR DOM		99.25	39,698,880.00	(278,720.00)	(299,156.16)	0.18	4.46
DTD 02/03/2021 0.125% 02/03/2023											
FEDERAL HOME LOAN BANKS NOTES		3130AJ7E3	50,000,000.00	WELLSFAR		99.33	49,666,300.00	(241,700.00)	(327,128.57)	0.21	4.51
DTD 02/21/2020 1.375% 02/17/2023											
FEDERAL HOME LOAN BANKS NOTES		3130ADRG9	10,000,000.00	TOR DOM		99.51	9,950,530.00	(92,150.00)	(52,247.99)	0.28	4.53
DTD 03/01/2018 2.750% 03/10/2023											
FREDDIE MAC NOTES		3137EAEQ8	50,000,000.00	CITIGRP		98.38	49,188,250.00	(686,750.00)	(795,768.26)	0.39	4.62
DTD 04/20/2020 0.375% 04/20/2023											
FREDDIE MAC NOTES		3137EAER6	100,000,000.00	WELLS_F		98.20	98,201,600.00	(1,756,400.00)	(1,792,443.92)	0.43	4.63
DTD 05/07/2020 0.375% 05/05/2023											
FFCB NOTES		3133EMYX4	56,000,000.00	BARCLAY		98.04	54,900,496.00	(1,027,824.00)	(1,083,793.32)	0.45	4.63
DTD 05/10/2021 0.125% 05/10/2023											
FANNIE MAE NOTES		3135G04Q3	100,000,000.00	CITIGRP		97.94	97,940,700.00	(1,758,300.00)	(2,012,019.63)	0.48	4.66
DTD 05/22/2020 0.250% 05/22/2023											
FFCB FLOATING NOTES		3133ELH72	45,000,000.00	LOOP CA		100.14	45,060,930.00	60,930.00	60,930.00	0.00	4.12
DTD 06/09/2020 4.120% 06/09/2023											
FREDDIE MAC NOTES		3137EAES4	23,000,000.00	TOR DOM		97.51	22,427,484.00	(505,356.00)	(559,820.00)	0.57	4.71
DTD 06/26/2020 0.250% 06/26/2023											
FANNIE MAE NOTES		3135G05G4	50,000,000.00	CITIGRP		97.34	48,668,700.00	(1,223,800.00)	(1,309,603.65)	0.61	4.72
DTD 07/10/2020 0.250% 07/10/2023											

**Managed Account Fair Market Value & Analytics**

For the Month Ending **November 30, 2022**

**SAN BERNARDINO COUNTY - 76990800**

<b>Security Type/Description</b>	<b>CUSIP</b>	<b>Par</b>	<b>Broker</b>	<b>Next Call Date</b>	<b>Market Price</b>	<b>Market Value</b>	<b>Unreal G/L On Cost</b>	<b>Unreal G/L Amort Cost</b>	<b>Effective Duration</b>	<b>YTM at Mkt</b>
<b>Federal Agency Bond / Note</b>										
FEDERAL FARM CREDIT BANKS NOTES DTD 08/14/2019 1.600% 08/14/2023	3133EKZK5	10,000,000.00	WELLSFAR		97.83	9,783,110.00	(263,990.00)	(225,228.59)	0.70	4.76
FREDDIE MAC NOTES DTD 08/21/2020 0.250% 08/24/2023	3137EAEV7	45,000,000.00	CITIGRP		96.79	43,555,860.00	(1,398,240.00)	(1,433,020.33)	0.73	4.75
FEDERAL HOME LOAN BANK NOTES DTD 09/10/2021 0.125% 08/28/2023	3130ANYM6	50,000,000.00	WELLS_F		96.65	48,326,450.00	(1,567,550.00)	(1,633,633.68)	0.75	4.74
<b>FEDERAL HOME LOAN BANKS NOTES DTD 12/01/2022 4.860% 09/01/2023</b>	<b>3130AU2L7</b>	<b>100,000,000.00</b>	<b>GREAT P</b>		<b>100.06</b>	<b>100,056,900.00</b>	<b>56,900.00</b>	<b>56,900.00</b>	<b>0.75</b>	<b>4.77</b>
FREDDIE MAC NOTES DTD 09/04/2020 0.250% 09/08/2023	3137EAEW5	32,000,000.00	WELLS_F		96.60	30,912,384.00	(1,077,056.00)	(1,084,915.95)	0.77	4.79
FREDDIE MAC NOTES DTD 10/16/2020 0.125% 10/16/2023	3137EAEY1	64,000,000.00	WELLS_F		96.04	61,464,960.00	(2,296,320.00)	(2,465,495.09)	0.88	4.79
FREDDIE MAC NOTES DTD 11/05/2020 0.250% 11/06/2023	3137EAEZ8	75,000,000.00	CITIGRP		95.89	71,916,000.00	(3,016,500.00)	(3,063,060.22)	0.93	4.81
FEDERAL HOME LOAN BANK NOTES DTD 11/12/2021 0.500% 11/09/2023	3130APU29	35,000,000.00	MORGANS		96.08	33,627,545.00	(1,356,355.00)	(1,364,858.99)	0.94	4.81
FANNIE MAE NOTES DTD 11/25/2020 0.250% 11/27/2023	3135G06H1	50,000,000.00	JPMCHAS		95.64	47,818,200.00	(2,124,800.00)	(2,163,042.48)	0.99	4.81
FREDDIE MAC NOTES DTD 12/04/2020 0.250% 12/04/2023	3137EAFA2	62,000,000.00	CITIGRP		95.69	59,329,288.00	(2,609,332.00)	(2,650,083.84)	1.01	4.66
FANNIE MAE NOTES DTD 02/08/2019 2.500% 02/05/2024	3135G0V34	100,000,000.00	JPM_CHAS		97.60	97,601,100.00	(2,026,900.00)	(2,310,950.47)	1.16	4.61
FHLB BONDS DTD 02/15/2019 2.500% 02/13/2024	3130AFW94	50,000,000.00	BARCLAYS		97.56	48,778,500.00	(1,044,500.00)	(1,178,899.67)	1.18	4.61
FEDERAL HOME LOAN BANK NOTES DTD 03/25/2022 2.125% 02/28/2024	3130ARHG9	30,000,000.00	WELLS_F		97.03	29,108,250.00	(857,550.00)	(869,726.17)	1.23	4.61
FEDERAL HOME LOAN BANKS NOTES DTD 02/12/2014 3.250% 03/08/2024	3130A0XE5	50,000,000.00	CANTFIT		98.35	49,172,650.00	7,850.00	(94,968.18)	1.25	4.60
FHLMC (CALLABLE) NOTES DTD 04/29/2020 0.570% 04/29/2024	3134GVPP7	25,000,000.00	CANTFIT		94.56	23,640,675.00	(1,359,325.00)	(1,359,325.00)	1.41	4.59
FEDERAL FARM CREDIT BANK NOTES DTD 05/16/2022 2.625% 05/16/2024	3133ENWP1	40,000,000.00	CITIGRP		97.29	38,917,640.00	(1,028,360.00)	(1,043,060.41)	1.44	4.56

**Managed Account Fair Market Value & Analytics**

For the Month Ending **November 30, 2022**

**SAN BERNARDINO COUNTY - 76990800**

<b>Security Type/Description</b>	<b>Dated Date/Coupon/Maturity</b>	<b>CUSIP</b>	<b>Par</b>	<b>Broker</b>	<b>Next Call Date</b>	<b>Market Price</b>	<b>Market Value</b>	<b>Unreal G/L On Cost</b>	<b>Unreal G/L Amort Cost</b>	<b>Effective Duration</b>	<b>YTM at Mkt</b>
<b>Federal Agency Bond / Note</b>											
FHLMC (CALLABLE) NOTES DTD 05/20/2020 0.510% 05/20/2024		3134GVUY2	25,000,000.00	WELLS_F		94.30	23,575,475.00	(1,424,525.00)	(1,424,525.00)	1.47	4.56
FHLMC (CALLABLE) NOTES DTD 05/20/2020 0.500% 05/20/2024		3134GVXC7	25,000,000.00	INCAPIT		94.29	23,571,950.00	(1,428,050.00)	(1,428,050.00)	1.47	4.56
FEDERAL HOME LOAN BANK NOTES DTD 11/07/2022 4.875% 06/14/2024		3130ATVC8	50,000,000.00	MS		100.46	50,231,250.00	167,250.00	167,363.88	1.50	4.55
FEDERAL HOME LOAN BANK NOTES DTD 06/10/2022 2.750% 06/28/2024		3130ASDS5	50,000,000.00	FHN		97.29	48,643,350.00	(1,240,650.00)	(1,267,597.93)	1.53	4.55
FANNIE MAE NOTES DTD 07/08/2019 1.750% 07/02/2024		3135G0V75	25,000,000.00	CITI		95.82	23,954,275.00	(826,725.00)	(976,054.12)	1.56	4.51
FEDERAL HOME LOAN BANK NOTES DTD 07/08/2022 3.000% 07/08/2024		3130ASME6	25,000,000.00	CITIGRP		97.69	24,421,350.00	(530,150.00)	(539,836.73)	1.56	4.51
FEDERAL HOME LOAN BANK NOTES DTD 08/15/2014 2.875% 09/13/2024		3130A2UW4	25,000,000.00	WELLSFAR		97.26	24,313,850.00	(2,136,900.00)	(1,207,013.99)	1.74	4.49
FEDERAL HOME LOAN BANK NOTES DTD 08/15/2014 2.875% 09/13/2024		3130A2UW4	25,000,000.00	MORGANST		97.26	24,313,850.00	(2,119,475.00)	(1,201,325.25)	1.74	4.49
FEDERAL FARM CREDIT BANK NOTES DTD 09/26/2022 4.250% 09/26/2024		3133ENP79	50,000,000.00	MORGAN_		99.58	49,788,650.00	(207,350.00)	(207,711.15)	1.76	4.49
FEDERAL HOME LOAN BANK NOTES DTD 10/28/2022 4.500% 10/03/2024		3130ATT31	75,000,000.00	WELLS_F		100.05	75,036,900.00	118,650.00	114,713.03	1.78	4.47
FANNIE MAE NOTES DTD 10/18/2019 1.625% 10/15/2024		3135G0W66	25,000,000.00	CITI		94.94	23,735,050.00	(1,222,200.00)	(1,248,918.75)	1.85	4.47
FEDERAL FARM CREDIT BANK NOTES DTD 11/18/2022 4.500% 11/18/2024		3133ENZ94	50,000,000.00	DAIWA		99.97	49,986,500.00	39,500.00	38,415.42	1.90	4.51
FFCB NOTES DTD 11/18/2021 0.875% 11/18/2024		3133ENEJ5	75,000,000.00	WELLS_F		93.33	69,995,325.00	(4,918,425.00)	(4,948,171.81)	1.95	4.46
FEDERAL HOME LOAN BANK NOTES DTD 11/06/2014 2.750% 12/13/2024		3130A3GE8	10,000,000.00	JEFFERIE		96.73	9,672,620.00	(843,010.00)	(536,160.98)	1.97	4.45
FEDERAL HOME LOAN BANK NOTES DTD 11/06/2014 2.750% 12/13/2024		3130A3GE8	25,000,000.00	INTL_FCS		96.73	24,181,550.00	(2,202,950.00)	(1,379,040.46)	1.97	4.45
FEDERAL HOME LOAN BANK NOTES DTD 11/06/2014 2.750% 12/13/2024		3130A3GE8	25,000,000.00	WELLSFAR		96.73	24,181,550.00	(2,105,950.00)	(1,339,764.71)	1.97	4.45
FEDERAL HOME LOAN BANK NOTES DTD 12/22/2021 1.000% 12/20/2024		3130AQF40	25,000,000.00	WELLS_F		93.30	23,324,900.00	(316,600.00)	(521,221.18)	2.03	4.45

Managed Account Fair Market Value & Analytics

For the Month Ending November 30, 2022

SAN BERNARDINO COUNTY - 76990800

Security Type/Description Dated Date/Coupon/Maturity	CUSIP	Par	Broker	Next Call Date	Market Price	Market Value	Unreal G/L On Cost	Unreal G/L Amort Cost	Effective Duration	YTM at Mkt
<b>Federal Agency Bond / Note</b>										
FEDERAL HOME LOAN BANK NOTES DTD 12/22/2021 1.000% 12/20/2024	3130AOF40	25,000,000.00	BARCLAY		93.30	23,324,900.00	(340,100.00)	(541,181.54)	2.03	4.45
FFCB NOTES DTD 01/11/2022 1.125% 01/06/2025	3133ENKS8	38,000,000.00	JPMCHAS		93.43	35,502,374.00	(2,412,126.00)	(2,437,517.38)	2.07	4.44
FANNIE MAE NOTES DTD 01/10/2020 1.625% 01/07/2025	3135G0X24	75,000,000.00	BARCLAYS		94.41	70,807,950.00	(3,952,800.00)	(4,091,313.16)	2.06	4.44
FREDDIE MAC NOTES DTD 02/14/2020 1.500% 02/12/2025	3137EAEP0	50,000,000.00	WELLSFAR		93.94	46,972,250.00	(2,989,250.00)	(3,010,788.90)	2.16	4.42
FEDERAL FARM CREDIT BANK NOTES DTD 02/15/2022 1.750% 02/14/2025	3133ENPG9	30,000,000.00	WELLS_F		94.45	28,334,670.00	(1,585,230.00)	(1,606,370.55)	2.16	4.42
FEDERAL HOME LOAN BANKS NOTES DTD 02/17/2015 2.375% 03/14/2025	3130A4CH3	25,840,000.00	DAIWA		95.66	24,717,562.08	(1,940,532.32)	(1,476,874.66)	2.23	4.39
FANNIE MAE NOTES DTD 04/24/2020 0.625% 04/22/2025	3135G03U5	50,000,000.00	CITIGRP		91.62	45,810,700.00	(4,086,300.00)	(4,140,002.30)	2.38	4.35
FHLMC (CALLABLE) NOTES DTD 05/06/2020 0.700% 05/06/2025	3134GVPR3	25,000,000.00	PIPER J		91.75	22,937,550.00	(2,062,450.00)	(2,062,450.00)	2.41	4.31
FANNIE MAE NOTES DTD 06/19/2020 0.500% 06/17/2025	3135G04Z3	50,000,000.00	WELLS_F		91.04	45,521,300.00	(4,375,200.00)	(4,425,985.36)	2.53	4.25
FREDDIE MAC NOTES DTD 07/23/2020 0.375% 07/21/2025	3137EAEU9	45,000,000.00	WELLS_F		90.54	40,740,975.00	(4,034,925.00)	(4,140,709.05)	2.63	4.20
FANNIE MAE NOTES DTD 08/27/2020 0.375% 08/25/2025	3135G05X7	50,000,000.00	BARCLAY		90.24	45,119,800.00	(4,646,200.00)	(4,752,167.11)	2.72	4.19
FREDDIE MAC (CALLABLE) NOTES DTD 09/02/2020 0.550% 09/02/2025	3134GWA22	19,900,000.00	OPCO		90.58	18,024,604.10	(1,875,395.90)	(1,875,395.90)	2.73	4.21
FEDERAL HOME LOAN BANK NOTES DTD 09/11/2020 0.375% 09/04/2025	3130AK5E2	14,000,000.00	WELLS_F		90.16	12,621,756.00	(1,336,244.00)	(1,354,969.67)	2.75	4.19
FREDDIE MAC NOTES DTD 09/25/2020 0.375% 09/23/2025	3137EAEX3	20,000,000.00	CITIGRP		89.98	17,995,560.00	(1,944,240.00)	(1,970,544.50)	2.80	4.19
FANNIE MAE NOTES DTD 11/12/2020 0.500% 11/07/2025	3135G06G3	45,000,000.00	BARCLAY		89.88	40,447,305.00	(4,391,595.00)	(4,457,857.44)	2.92	4.20
<b>FEDERAL HOME LOAN BANK NOTES DTD 12/22/2021 1.250% 12/21/2026</b>	<b>3130AOF65</b>	<b>50,000,000.00</b>	<b>WELLS_F</b>		<b>89.72</b>	<b>44,860,800.00</b>	<b>326,800.00</b>	<b>326,800.00</b>	<b>3.96</b>	<b>4.02</b>

**Managed Account Fair Market Value & Analytics**

For the Month Ending **November 30, 2022**

**SAN BERNARDINO COUNTY - 76990800**

<b>Security Type/Description</b>	<b>CUSIP</b>	<b>Par</b>	<b>Broker</b>	<b>Next Call Date</b>	<b>Market Price</b>	<b>Market Value</b>	<b>Unreal G/L On Cost</b>	<b>Unreal G/L Amort Cost</b>	<b>Effective Duration</b>	<b>YTM at Mkt</b>
<b>Security Type Sub-Total</b>		<b>2,574,740,000.00</b>				<b>2,476,306,553.18</b>	<b>(92,385,126.22)</b>	<b>(91,051,436.86)</b>	<b>1.39</b>	<b>4.54</b>
<b>Corporate Note</b>										
US BANK NA CINCINNATI DTD 12/09/2019 1.950% 01/09/2023	90331HPF4	12,000,000.00	BARCLAYS	12/09/22	99.75	11,970,024.00	(19,896.00)	(29,627.18)	0.03	4.23
BANK OF NY MELLON CORP NOTES (CALLABLE) DTD 01/28/2020 1.850% 01/27/2023	06406RAM9	5,000,000.00	DIRECT	01/02/23	99.60	4,980,215.00	(92,135.00)	(22,147.45)	0.09	4.34
BANK OF NY MELLON CORP NOTES (CALLABLE) DTD 01/28/2020 1.850% 01/27/2023	06406RAM9	17,241,000.00	MKTX	01/02/23	99.60	17,172,777.36	(97,877.16)	(71,483.62)	0.09	4.34
TOTOTA MOTOR CREDIT CORP CORP NOTE (FLOA) DTD 12/13/2021 4.150% 06/13/2023	89236TJS5	10,000,000.00	JPMCHAS		99.81	9,981,340.00	(18,660.00)	(18,660.00)	0.00	4.16
JOHN DEERE CAPITAL CORP CORPORATE NOTES DTD 06/04/2020 0.700% 07/05/2023	24422EVH9	3,000,000.00	BARCLAY		97.39	2,921,799.00	(75,741.00)	(77,729.10)	0.60	5.19
CHEVRON USA INC CORPORATE NOTES DTD 08/12/2020 0.426% 08/11/2023	166756AJ5	10,000,000.00	BARCLAY		96.97	9,696,980.00	(303,020.00)	(303,020.00)	0.70	4.90
JOHN DEERE CAPITAL CORP CORPORATE NOTES DTD 10/09/2020 0.400% 10/10/2023	24422EVJ5	3,000,000.00	MITSU		96.31	2,889,342.00	(107,178.00)	(109,664.17)	0.86	4.82
JOHN DEERE CAPITAL CORP CORPORATE NOTES DTD 01/10/2022 0.900% 01/10/2024	24422EVX4	3,000,000.00	RBC		95.99	2,879,781.00	(119,739.00)	(119,952.70)	1.10	4.64
BANK OF NY MELLON CORP NOTES (CALLABLE) DTD 02/04/2014 3.650% 02/04/2024	06406HCS6	6,957,000.00	JPMCHAS	01/05/24	98.39	6,844,686.19	(518,324.33)	(322,138.37)	1.07	5.07
TOYOTA MOTOR CREDIT CORP CORPORATE NOTES DTD 03/22/2022 2.500% 03/22/2024	89236TJX4	20,000,000.00	JPMCHAS		97.22	19,443,140.00	(544,460.00)	(548,768.62)	1.29	4.71
AMAZON.COM INC CORPORATE NOTES DTD 04/13/2022 2.730% 04/13/2024	023135CD6	50,000,000.00	JPMCHAS		97.47	48,733,150.00	(1,266,850.00)	(1,266,850.00)	1.35	4.66

Managed Account Fair Market Value & Analytics

For the Month Ending November 30, 2022

SAN BERNARDINO COUNTY - 76990800

Security Type/Description Dated Date/Coupon/Maturity	CUSIP	Par	Broker	Next Call Date	Market Price	Market Value	Unreal G/L On Cost	Unreal G/L Amort Cost	Effective Duration	YTM at Mkt
<b>Corporate Note</b>										
BANK ON NY MELLON CORP FLT NOTES (CALLAB DTD 04/26/2021 4.060% 04/26/2024	06406RAT4	15,000,000.00	JPM	03/26/24	98.93	14,839,470.00	(160,530.00)	(160,530.00)	0.00	4.10
BANK OF NY MELLON CORP NOTES (CALLABLE) DTD 04/26/2021 0.500% 04/26/2024	06406RAS6	35,000,000.00	JPM	03/26/24	94.16	32,956,175.00	(2,006,375.00)	(2,026,330.11)	1.32	4.85
JOHN DEERE CAPITAL CORP CORPORATE NOTES DTD 06/10/2021 0.450% 06/07/2024	24422EVQ9	30,000,000.00	LOOP		93.94	28,182,030.00	(1,780,470.00)	(1,798,962.68)	1.51	4.63
TOYOTA MOTOR CREDIT CORP CORPORATE NOTES DTD 06/18/2021 0.500% 06/18/2024	89236TJH9	15,000,000.00	CITIGRP		93.47	14,020,290.00	(961,860.00)	(970,508.13)	1.54	4.93
TOTOTA MOTOR CREDIT CORP NOTE (FLOAT) DTD 06/18/2021 4.060% 06/18/2024	89236TJJ5	20,000,000.00	CITIGRP		98.97	19,794,120.00	(205,880.00)	(205,880.00)	0.00	4.10
JOHN DEERE CAPITAL CORP CORPORATE NOTES DTD 09/10/2021 0.625% 09/10/2024	24422EVU0	15,000,000.00	CITIGRP		93.22	13,983,645.00	(1,006,605.00)	(1,010,581.51)	1.77	4.64
TOYOTA MOTOR CREDIT CORP CORPORATE NOTES DTD 09/13/2021 0.625% 09/13/2024	89236TJN6	40,000,000.00	JPMCHAS		92.99	37,197,000.00	(2,784,200.00)	(2,791,816.06)	1.78	4.76
JOHN DEERE CAPITAL CORP CORPORATE NOTES DTD 10/11/2022 4.550% 10/11/2024	24422EWM7	15,000,000.00	CITIGRP		99.72	14,957,310.00	(33,090.00)	(33,759.77)	1.80	4.71
BANK OF NY MELLON CORP (CALLABLE) CORPOR DTD 10/25/2021 0.850% 10/25/2024	06406RAX5	50,000,000.00	JPMCHAS	09/25/24	92.79	46,395,550.00	(3,571,950.00)	(3,583,870.62)	1.81	4.86
BANK OF NY MELLON CORP FLT NOTES (CALLAB DTD 10/25/2021 4.000% 10/25/2024	06406RAY3	50,000,000.00	JPMCHAS	09/25/24	98.65	49,322,950.00	(677,050.00)	(677,050.00)	0.00	4.05
<b>AMAZON.COM INC CORPORATE NOTES DTD 12/01/2022 4.700% 11/29/2024</b>	<b>023135CM6</b>	<b>25,000,000.00</b>	<b>JPMCHAS</b>		<b>100.19</b>	<b>25,048,325.00</b>	<b>65,075.00</b>	<b>65,075.00</b>	<b>1.93</b>	<b>4.60</b>



**Managed Account Fair Market Value & Analytics**

For the Month Ending **November 30, 2022**

**SAN BERNARDINO COUNTY - 76990800**

<b>Security Type/Description</b>	<b>CUSIP</b>	<b>Par</b>	<b>Broker</b>	<b>Next Call Date</b>	<b>Market Price</b>	<b>Market Value</b>	<b>Unreal G/L On Cost</b>	<b>Unreal G/L Amort Cost</b>	<b>Effective Duration</b>	<b>YTM at Mkt</b>
<b>Corporate Note</b>										
JOHN DEERE CAPITAL CORP CORPORATE NOTES DTD 01/10/2022 1.250% 01/10/2025	24422EVY2	10,000,000.00	RBC		93.47	9,346,630.00	(648,670.00)	(650,063.70)	2.08	4.53
JOHN DEERE CAPITAL CORP CORPORATE NOTES DTD 03/07/2022 2.125% 03/07/2025	24422EWB1	7,000,000.00	MITSU		94.68	6,627,775.00	(369,215.00)	(369,953.77)	2.22	4.62
AMAZON.COM INC CORPORATE NOTES DTD 04/13/2022 3.000% 04/13/2025	023135CE4	50,000,000.00	JPMCHAS		96.91	48,454,350.00	(1,466,150.00)	(1,482,978.47)	2.30	4.39
BANK OF NY MELLON CORP (CALLABLE) CORP N DTD 04/26/2022 3.350% 04/25/2025	06406RBC0	50,000,000.00	CITIGRP	03/25/25	96.86	48,430,400.00	(1,562,600.00)	(1,564,000.00)	2.24	4.75
BANK OF NY MELLON CORP CORP NOTES (CALLA) DTD 06/13/2022 3.430% 06/13/2025	06406RBF3	20,000,000.00	JPMCHAS	06/13/24	97.72	19,544,640.00	(455,360.00)	(455,360.00)	1.49	4.39
MET TOWER GLOBAL FUNDING NOTES DTD 06/13/2022 3.700% 06/13/2025	58989V2E3	35,000,000.00	JPMCHAS		96.82	33,886,545.00	(1,079,155.00)	(1,084,506.55)	2.40	5.05
TOYOTA MOTOR CREDIT CORP CORPORATE NOTES DTD 06/30/2022 3.950% 06/30/2025	89236TKC8	15,000,000.00	BOFA		98.29	14,743,170.00	(242,580.00)	(244,582.28)	2.44	4.66
JOHN DEERE CAPITAL CORP CORPORATE NOTES DTD 09/08/2022 4.050% 09/08/2025	24422EWJ4	7,000,000.00	CREDITA		98.70	6,909,126.00	(87,374.00)	(87,642.25)	2.63	4.55
WALMART INC CORPORATE NOTES DTD 09/09/2022 3.900% 09/09/2025	931142EW9	5,000,000.00	BARCLAY		98.77	4,938,320.00	(58,180.00)	(58,445.05)	2.63	4.37
NESTLE HOLDINGS INC CORP NOTE DTD 09/13/2022 4.000% 09/12/2025	641062BA1	5,000,000.00	BAML		98.96	4,947,800.00	(50,550.00)	(50,669.04)	2.64	4.40
TOYOTA MOTOR CREDIT CORP CORP NOTES DTD 11/10/2022 5.400% 11/10/2025	89236TKK0	25,000,000.00	RBC CAP		101.58	25,393,950.00	423,450.00	422,884.76	2.76	4.82
BANK OF NY MELLON (CALLABLE) NOTES DTD 11/22/2022 5.224% 11/21/2025	06405LAC5	5,000,000.00	JPMCHAS	06/16/23	99.95	4,997,545.00	(2,455.00)	(2,455.00)	0.96	5.24
<b>AMAZON.COM INC CORPORATE NOTES</b> <b>DTD 12/01/2022 4.600%</b> <b>12/01/2025</b>	<b>023135CN4</b>	<b>25,000,000.00</b>	<b>JPMCHAS</b>		<b>100.37</b>	<b>25,092,900.00</b>	<b>94,400.00</b>	<b>94,400.00</b>	<b>2.84</b>	<b>4.47</b>

**Managed Account Fair Market Value & Analytics**

For the Month Ending **November 30, 2022**

**SAN BERNARDINO COUNTY - 76990800**

<b>Security Type/Description</b>	<b>CUSIP</b>	<b>Par</b>	<b>Broker</b>	<b>Next Call Date</b>	<b>Market Price</b>	<b>Market Value</b>	<b>Unreal G/L On Cost</b>	<b>Unreal G/L Amort Cost</b>	<b>Effective Duration</b>	<b>YTM at Mkt</b>
<b>Security Type Sub-Total</b>		<b>709,198,000.00</b>				<b>687,523,250.55</b>	<b>(21,791,254.49)</b>	<b>(21,617,626.44)</b>	<b>1.55</b>	<b>4.60</b>
<b>Commercial Paper</b>										
TOYOTA MOTOR CREDIT CORP COMM PAPER DTD 08/29/2022 0.000% 12/01/2022	89233HM19	50,000,000.00	TOYOTA		99.99	49,994,300.00	401,633.33	(5,700.00)	0.00	4.10
CREDIT AGRICOLE CIB NY COMM PAPER DTD 09/26/2022 0.000% 12/21/2022	22533UMM2	49,500,000.00	WELLSFA		99.77	49,384,368.00	310,068.00	(16,632.00)	0.06	4.01
BNP PARIBAS FORTIS FUNDING SA COMM PAPER DTD 06/21/2022 0.000% 12/21/2022	09659KMM9	50,000,000.00	BNP		99.77	49,882,600.00	537,780.56	(36,011.11)	0.06	4.03
LIBERTY STREET FDG LLC COMM PAPER DTD 07/28/2022 0.000% 12/21/2022	53127UMM9	50,000,000.00	SCOTIA		99.75	49,877,250.00	481,416.67	(39,416.67)	0.06	4.22
LIBERTY STREET FDG LLC COMM PAPER DTD 09/28/2022 0.000% 12/29/2022	53127UMV9	50,000,000.00	BK AMER		99.65	49,825,550.00	291,938.89	(32,505.56)	0.08	4.35
LIBERTY STREET FDG LLC COMM PAPER DTD 09/28/2022 0.000% 12/29/2022	53127UMV9	50,000,000.00	CITIGRP		99.65	49,825,550.00	291,938.89	(32,505.56)	0.08	4.35
OLD LINE FUNDING LLC COMM PAPER DTD 09/28/2022 0.000% 12/29/2022	67983UMV2	50,000,000.00	RBC		99.66	49,828,000.00	288,000.00	(32,000.00)	0.08	4.29
CITIGROUP GLOBAL MARKETS COMM PAPER DTD 03/31/2022 0.000% 01/03/2023	17327BN35	50,000,000.00	CITIGRP		99.60	49,801,050.00	539,800.00	(108,658.33)	0.10	4.23
METLIFE SHORT TERM FUND COMM PAPER DTD 07/27/2022 0.000% 01/10/2023	59157UNA4	36,200,000.00	CHASE		99.51	36,024,140.40	200,107.57	(29,852.93)	0.12	4.29
METLIFE SHORT TERM FUND COMM PAPER DTD 07/27/2022 0.000% 01/10/2023	59157UNA4	41,765,000.00	CITIGRP		99.51	41,562,105.63	230,869.96	(34,442.20)	0.12	4.29
THUNDER BAY FUNDING LLC COMM PAPER DTD 07/11/2022 0.000% 01/11/2023	88602UNB2	50,000,000.00	RBC		99.52	49,760,800.00	557,050.00	(59,825.00)	0.12	4.12
BEDFORD ROW FUNDING COMM PAPER DTD 09/29/2022 0.000% 01/13/2023	07644BND0	25,000,000.00	CITIGRP		99.47	24,868,125.00	151,527.78	(16,909.72)	0.13	4.34
FAIRWAY FINANCE CORP COMM PAPER DTD 07/11/2022 0.000% 01/13/2023	30601WND7	35,000,000.00	JPMCHAS		99.46	34,811,035.00	378,112.78	(56,441.39)	0.13	4.44
LA FAYETTE ASSET SECURIT COMM PAPER DTD 07/11/2022 0.000% 01/17/2023	50286MNH0	25,000,000.00	JPMCHAS		99.40	24,850,350.00	268,127.78	(45,205.56)	0.14	4.52

**Managed Account Fair Market Value & Analytics**

For the Month Ending **November 30, 2022**

**SAN BERNARDINO COUNTY - 76990800**

<b>Security Type/Description</b>	<b>Dated Date/Coupon/Maturity</b>	<b>CUSIP</b>	<b>Par</b>	<b>Broker</b>	<b>Next Call Date</b>	<b>Market Price</b>	<b>Market Value</b>	<b>Unreal G/L On Cost</b>	<b>Unreal G/L Amort Cost</b>	<b>Effective Duration</b>	<b>YTM at Mkt</b>
<b>Commercial Paper</b>											
GTA FUNDING LLC COMM PAPER	-- 0.000% 01/20/2023	40060XNL0	125,000,000.00	BARCLAY		99.37	124,211,375.00	538,458.33	1,305.55	0.15	4.48
CHARTA LLC COMM PAPER	DTD 09/28/2022 0.000% 02/01/2023	16115WP19	50,000,000.00	CITIGRP		99.23	49,612,550.00	312,550.00	(43,005.56)	0.18	4.46
JOHNSON & JOHNSON COMM PAPER	DTD 11/29/2022 0.000% 02/01/2023	47816GP11	75,000,000.00	WILLIAM		99.26	74,446,950.00	(6,383.33)	(23,466.66)	0.18	4.25
CHARIOT FUNDING LLC COMM PAPER	-- 0.000% 02/13/2023	15963UPD2	30,500,000.00	CITIGRP		99.05	30,210,860.00	92,999.58	2,389.16	0.22	4.59
GTA FUNDING LLC COMM PAPER	-- 0.000% 02/28/2023	40060XPU8	50,000,000.00	TOR DOM		98.80	49,399,200.00	177,672.22	(13,647.22)	0.27	4.86
AMAZON.COM INC COMM PAPER	DTD 11/10/2022 0.000% 04/20/2023	02314ORL5	50,000,000.00	WILLIAM		98.18	49,087,800.00	119,202.78	7,522.22	0.40	4.74
JP MORGAN SECURITIES LLC COMM PAPER	DTD 11/07/2022 0.000% 05/01/2023	46640QS10	50,000,000.00	CHASE		97.94	48,972,350.00	163,766.67	6,280.56	0.45	4.97
OLD LINE FUNDING LLC COMM PAPER	DTD 11/01/2022 0.000% 05/01/2023	67983US12	95,000,000.00	JPM		97.93	93,031,410.00	2,396.11	(35,999.72)	0.43	5.01
THUNDER BAY FUNDING LLC COMM PAPER	DTD 11/29/2022 0.000% 05/03/2023	88602US35	25,000,000.00	RBC CAP		97.88	24,470,100.00	(7,851.39)	(14,587.50)	0.44	5.06
<b>Security Type Sub-Total</b>			<b>1,162,965,000.00</b>				<b>1,153,737,819.03</b>	<b>6,321,183.18</b>	<b>(659,315.20)</b>	<b>0.18</b>	<b>4.44</b>
<b>Certificate of Deposit</b>											
CREDIT AGRICOLE CIB NY CERT DEPOS	DTD 11/30/2022 3.790% 12/01/2022	22536A5K6	375,000,000.00	CREDITA		100.00	374,999,062.50	(937.50)	(937.50)	0.00	3.88
ROYAL BANK OF CANADA NY CERT DEPOS	DTD 06/01/2022 2.320% 01/03/2023	78012U6B6	50,000,000.00	RBC		99.80	49,902,131.65	(97,868.35)	(97,868.35)	0.10	4.35
BANK OF NOVA SCOTIA HOUS CERT DEPOS	DTD 06/01/2022 2.300% 01/03/2023	06417MYV1	50,000,000.00	SCOTIA		99.80	49,901,211.75	(98,788.25)	(98,788.25)	0.10	4.35
CANADIAN IMP BK COMM NY CERT DEPOS	DTD 04/06/2022 1.900% 01/09/2023	13606KFS0	50,000,000.00	CIBC		99.72	49,861,522.60	(138,477.40)	(138,477.40)	0.12	4.35
BNP PARIBAS NY BRANCH CERT DEPOS	DTD 02/01/2022 0.960% 02/01/2023	05586FYY7	50,000,000.00	BNP		99.35	49,677,350.25	(322,649.75)	(322,649.75)	0.18	4.64
CITIBANK NA CERT DEPOS	DTD 07/29/2022 3.500% 03/01/2023	17305T5U2	50,000,000.00	DIRECT		99.56	49,781,363.10	(218,636.90)	(218,636.90)	0.26	5.19

**Managed Account Fair Market Value & Analytics**

For the Month Ending **November 30, 2022**

**SAN BERNARDINO COUNTY - 76990800**

<b>Security Type/Description</b> <b>Dated Date/Coupon/Maturity</b>	<b>CUSIP</b>	<b>Par</b>	<b>Broker</b>	<b>Next Call Date</b>	<b>Market Price</b>	<b>Market Value</b>	<b>Unreal G/L On Cost</b>	<b>Unreal G/L Amort Cost</b>	<b>Effective Duration</b>	<b>YTM at Mkt</b>
<b>Certificate of Deposit</b>										
CANADIAN IMP BK COMM NY CERT DEPOS DTD 08/23/2022 3.560% 03/01/2023	13606KMD5	50,000,000.00	CIBC		99.58	49,790,315.15	(209,684.85)	(209,684.85)	0.26	5.19
SVENSKA HANDELSBANKEN NY CERT DEPOS DTD 08/22/2022 3.540% 03/01/2023	86959RF21	50,000,000.00	DIRECT		99.58	49,787,792.05	(212,207.95)	(212,207.95)	0.26	5.19
ROYAL BANK OF CANADA NY CERT DEPOS DTD 03/18/2022 1.910% 03/20/2023	78012U4K8	50,000,000.00	RBC		98.99	49,496,068.75	(503,931.25)	(503,931.25)	0.32	5.19
TORONTO DOMINION BANK NY CERT DEPOS DTD 04/21/2022 2.420% 05/01/2023	89114WVB8	50,000,000.00	TOR DOM		98.84	49,421,100.00	(578,900.00)	(578,900.00)	0.43	5.14
CANADIAN IMP BK COMM NY CERT DEPOS DTD 04/27/2022 2.520% 05/01/2023	13606KGV2	50,000,000.00	CIBC		98.88	49,441,700.00	(558,300.00)	(558,300.00)	0.43	5.14
CANADIAN IMP BK COMM NY CERT DEPOS DTD 10/27/2022 5.180% 05/26/2023	13606KPQ3	75,000,000.00	CIBC		99.98	74,987,274.38	(12,725.62)	(12,725.62)	0.50	5.19
BNP PARIBAS FORTIS SA CERT DEPOS DTD 07/14/2022 3.650% 06/01/2023	34959TSD9	50,000,000.00	BNP		99.09	49,543,293.60	(456,706.40)	(456,706.40)	0.52	5.42
SVENSKA HANDELSBANKEN NY CERT DEPOS DTD 06/08/2022 2.950% 06/07/2023	86959RZV5	50,000,000.00	DIRECT		98.70	49,349,725.90	(650,274.10)	(650,274.10)	0.54	5.42
NORDEA BANK ABP NEW YORK CERT DEPOS DTD 06/08/2022 2.970% 06/14/2023	65558UUF7	50,000,000.00	LOOP		98.71	49,356,150.00	(643,850.00)	(643,850.00)	0.56	5.33
COOPERATIEVE RABOBANK UA CERT DEPOS DTD 08/24/2022 3.910% 07/03/2023	21684LDZ2	50,000,000.00	RABO_DI		99.13	49,565,400.00	(434,600.00)	(434,600.00)	0.61	5.35
TORONTO DOMINION BANK NY CERT DEPOS DTD 09/26/2022 5.000% 10/02/2023	89115BWE6	50,000,000.00	TOR DOM		99.45	49,723,100.00	(276,900.00)	(276,900.00)	0.86	5.63
<b>Security Type Sub-Total</b>		<b>1,200,000,000.00</b>				<b>1,194,584,561.68</b>	<b>(5,415,438.32)</b>	<b>(5,415,438.32)</b>	<b>0.26</b>	<b>4.70</b>
<b>Asset-Backed Security</b>										
HAROT 2021-2 A3 DTD 05/26/2021 0.490% 11/15/2023	43811JAB3	500,412.80	CITIGRP		99.83	499,581.71	(826.44)	(829.29)	0.96	0.66

Managed Account Fair Market Value & Analytics

For the Month Ending November 30, 2022

SAN BERNARDINO COUNTY - 76990800

Security Type/Description Dated Date/Coupon/Maturity	CUSIP	Par	Broker	Next Call Date	Market Price	Market Value	Unreal G/L On Cost	Unreal G/L Amort Cost	Effective Duration	YTM at Mkt
<b>Asset-Backed Security</b>										
BMWLT 2021-2 A2 DTD 09/15/2021 0.190% 11/27/2023	09690AAB9	604,696.51	WELLS_F		99.34	600,708.29	(3,949.76)	(3,970.93)	0.07	0.86
JDOT 2019-B A3 DTD 07/24/2019 2.210% 12/15/2023	477870AC3	5,826.78	RBC		99.92	5,822.04	(3.50)	(4.45)	0.04	2.29
TAOT 2019-D A3 DTD 11/13/2019 1.920% 01/16/2024	89233MAD5	532,857.23	BARCLAYS		99.70	531,266.49	(1,552.27)	(1,580.37)	0.13	2.19
TAOT 2021-B A3 DTD 06/14/2021 0.460% 01/16/2024	89190GAB3	3,030,092.80	CITIGRP		99.75	3,022,532.72	(7,504.33)	(7,535.86)	1.12	0.68
MBALT 2021-B A2 DTD 06/29/2021 0.220% 01/16/2024	58769KAC8	5,266,381.43	JPMCHAS		99.65	5,248,047.05	(17,893.05)	(18,139.55)	0.11	0.53
HAROT 2019-4 A3 DTD 11/26/2019 1.830% 01/18/2024	43813VAC2	1,349,594.37	CITI		99.55	1,343,478.95	(5,874.92)	(6,049.81)	0.18	2.24
HART 2019-B A3 DTD 11/06/2019 1.940% 02/15/2024	44891JAC2	17,965.19	RBC CAP		99.90	17,947.23	(17.13)	(17.73)	0.04	2.02
MBART 2019-1 A3 DTD 09/25/2019 1.940% 03/15/2024	58769TAD7	194,310.20	MIZUHO		99.90	194,115.99	(167.46)	(186.51)	0.04	2.02
HAROT 2020-1 A3 DTD 02/26/2020 1.610% 04/22/2024	43813RAC1	2,765,192.30	JPM_CHAS		98.94	2,735,758.49	(28,891.84)	(29,252.32)	0.30	2.39
TLOT 2021-A A3 DTD 04/21/2021 0.390% 04/22/2024	89238EAC0	4,050,703.80	JPMCHAS		98.38	3,985,195.82	(65,035.26)	(65,289.07)	0.33	1.56
TAOT 2020-A A3 DTD 02/12/2020 1.660% 05/15/2024	89232HAC9	3,566,107.95	MUFG		99.28	3,540,591.73	(25,258.74)	(25,428.24)	0.22	2.16
HART 2021-B A2 DTD 07/28/2021 0.240% 05/15/2024	44934KAB0	4,039,056.48	CITIGRP		99.43	4,016,145.34	(22,544.79)	(22,720.80)	0.13	0.63
TAOT 2021-C A2 DTD 09/27/2021 0.200% 05/15/2024	89239BAB7	4,067,313.77	BARC		99.07	4,029,488.57	(37,517.71)	(37,655.30)	0.20	0.84
HAROT 2021-4 A2 DTD 11/24/2021 0.390% 05/21/2024	43815GAB5	4,764,434.66	BK AMER		98.56	4,695,741.04	(68,568.79)	(68,619.88)	0.31	1.38
BMWLT 2022-1 A2 DTD 01/19/2022 0.670% 05/28/2024	05601XAB5	3,347,583.83	MITSU		99.09	3,317,209.19	(30,372.63)	(30,373.37)	1.49	1.28
JDOT 2021-B A2 DTD 07/21/2021 0.250% 06/17/2024	47789OAB6	9,070,019.92	MITSU		98.75	8,956,614.74	(113,200.20)	(113,296.32)	0.20	1.07
MBART 2021-1 A2 DTD 09/22/2021 0.210% 07/15/2024	58772WAB9	6,014,749.32	MIZUHO		99.24	5,969,055.27	(45,096.78)	(45,349.76)	0.18	0.68

Managed Account Fair Market Value & Analytics

For the Month Ending November 30, 2022

SAN BERNARDINO COUNTY - 76990800

Security Type/Description Dated Date/Coupon/Maturity	CUSIP	Par	Broker	Next Call Date	Market Price	Market Value	Unreal G/L On Cost	Unreal G/L Amort Cost	Effective Duration	YTM at Mkt
<b>Asset-Backed Security</b>										
JOHN DEERE OWNER TRUST DTD 03/11/2020 1.100% 08/15/2024	47789KAC7	1,245,128.60	BOFA		98.96	1,232,222.47	(12,830.05)	(12,876.84)	0.29	1.72
TAOT 2021-D A2 DTD 11/15/2021 0.310% 08/15/2024	89238JAB1	4,393,367.13	RBC		98.70	4,336,372.86	(56,960.45)	(56,973.28)	1.70	1.08
TAOT 2022-A A2 DTD 01/31/2022 0.740% 10/15/2024	89239KAB7	3,261,953.21	MIZUHO		98.60	3,216,371.65	(45,494.15)	(45,521.05)	0.36	1.50
HART 2021-C A2A DTD 11/17/2021 0.360% 10/15/2024	44935FAB0	5,952,848.76	SMBC		98.60	5,869,621.39	(82,880.92)	(83,004.44)	0.29	1.11
JDOT 2022-A A2 DTD 03/16/2022 1.900% 11/15/2024	47787JAB4	5,291,019.36	BOFA		98.73	5,223,845.11	(66,884.83)	(66,962.01)	0.39	2.57
MBALT 2021-B A3 DTD 06/29/2021 0.400% 11/15/2024	58769KAD6	16,500,000.00	JPMCHAS		96.57	15,934,099.50	(564,654.75)	(565,179.28)	0.74	2.19
BMWLT 2021-2 A3 DTD 09/15/2021 0.330% 12/26/2024	09690AAC7	7,500,000.00	WELLS_F		97.26	7,294,446.75	(204,779.25)	(205,064.82)	0.57	1.68
BMWOT 2022-A A2A DTD 05/18/2022 2.520% 12/26/2024	05602RAB7	10,197,164.16	RBC		98.89	10,084,274.41	(112,156.58)	(112,308.14)	0.39	3.07
TAOT 2022-B A2A DTD 04/13/2022 2.350% 01/15/2025	89238FAB9	7,371,686.18	MITSU		98.62	7,269,953.96	(101,410.82)	(101,484.79)	0.46	3.02
CHAIT 2020-A1 A1 DTD 02/18/2020 1.530% 01/15/2025	161571HP2	8,000,000.00	JPMCHASE		99.64	7,971,059.20	(27,108.00)	(28,147.57)	2.09	1.70
BMWLT 2022-1 A3 DTD 01/19/2022 1.100% 03/25/2025	05601XAC3	8,250,000.00	MITSU		96.11	7,929,337.35	(319,429.28)	(319,764.98)	2.29	2.83
HART 2022-B A2A DTD 07/20/2022 3.640% 05/15/2025	44918MAB6	10,000,000.00	BARCLAY		98.79	9,879,153.00	(120,340.00)	(120,405.96)	0.68	4.16
JDOT 2022-B A2 DTD 07/20/2022 3.730% 06/16/2025	47800AAB6	10,500,000.00	RBC		98.76	10,370,076.15	(128,811.90)	(128,952.20)	0.77	4.24
HAROT 2021-2 A3 DTD 05/26/2021 0.330% 08/15/2025	43811JAC1	10,000,000.00	WELLS_F		96.14	9,614,150.00	(264,756.25)	(293,105.33)	0.73	1.79
HAROT 2021-2 A3 DTD 05/26/2021 0.330% 08/15/2025	43811JAC1	19,000,000.00	CITIGRP		96.14	18,266,885.00	(732,374.00)	(732,640.22)	0.73	1.79
JDOT 2022-C A2 DTD 10/19/2022 4.980% 08/15/2025	47800BAB4	34,500,000.00	CITIGRP		99.57	34,349,997.45	(148,767.45)	(148,818.96)	0.96	5.15
MBART 2022-1 A2 DTD 11/22/2022 5.260% 10/15/2025	58768PAB0	12,250,000.00	SMBC		99.89	12,236,614.65	(12,602.58)	(12,609.24)	0.91	5.30

**Managed Account Fair Market Value & Analytics**

For the Month Ending **November 30, 2022**

**SAN BERNARDINO COUNTY - 76990800**

<b>Security Type/Description</b>	<b>CUSIP</b>	<b>Par</b>	<b>Broker</b>	<b>Next Call Date</b>	<b>Market Price</b>	<b>Market Value</b>	<b>Unreal G/L On Cost</b>	<b>Unreal G/L Amort Cost</b>	<b>Effective Duration</b>	<b>YTM at Mkt</b>
<b>Asset-Backed Security</b>										
TAOT 2021-B A3 DTD 06/14/2021 0.260% 11/17/2025	89190GAC1	37,000,000.00	CITIGRP		95.58	35,363,334.60	(1,632,680.50)	(1,633,998.94)	0.85	1.79
HART 2022-C A2A DTD 11/09/2022 5.350% 11/17/2025	44933DAB7	37,500,000.00	SMBC		99.78	37,418,962.50	(78,716.25)	(78,762.51)	0.93	5.43
TAOT 2021-C A3 DTD 09/27/2021 0.430% 01/15/2026	89239BAC5	12,000,000.00	BARC		94.39	11,326,710.00	(672,333.60)	(672,595.38)	1.13	2.29
HART 2021-B A3 DTD 07/28/2021 0.380% 01/15/2026	44934KAC8	17,000,000.00	CITIGRP		95.10	16,167,215.90	(829,032.20)	(830,160.99)	0.94	2.00
TAOT 2022-D A2A DTD 11/08/2022 5.270% 01/15/2026	89239HAB4	24,000,000.00	RBC CAP		99.81	23,953,996.80	(45,736.80)	(45,742.06)	0.98	5.34
HAROT 2021-4 A3 DTD 11/24/2021 0.880% 01/21/2026	43815GAC3	7,750,000.00	BK AMER		94.52	7,325,010.93	(423,355.37)	(423,755.46)	1.33	2.70
JDOT 2021-B A3 DTD 07/21/2021 0.520% 03/16/2026	47789QAC4	13,500,000.00	MITSU		92.82	12,530,498.85	(968,296.95)	(968,649.92)	1.16	2.80
TAOT 2021-D A3 DTD 11/15/2021 0.710% 04/15/2026	89238JAC9	7,000,000.00	RBC		93.77	6,564,138.00	(435,712.90)	(435,748.14)	1.32	2.64
HART 2021-C A3 DTD 11/17/2021 0.740% 05/15/2026	44935FAD6	5,500,000.00	SMBC		93.83	5,160,712.15	(338,060.25)	(338,343.95)	1.27	2.61
TAOT 2022-A A3 DTD 01/31/2022 1.230% 06/15/2026	89239KAC5	4,250,000.00	MIZUHO		94.37	4,010,562.65	(238,714.85)	(238,852.47)	1.46	2.91
MBART 2021-1 A3 DTD 09/22/2021 0.460% 06/15/2026	58772WAC7	21,000,000.00	MIZUHO		94.31	19,805,326.80	(1,191,926.40)	(1,192,618.27)	1.08	2.13
BMWOT 2022-A A3 DTD 05/18/2022 3.210% 08/25/2026	05602RAD3	14,000,000.00	RBC		96.67	13,534,418.80	(464,853.20)	(464,945.13)	1.31	4.17
TAOT 2022-B A3 DTD 04/13/2022 2.930% 09/15/2026	89238FAD5	12,000,000.00	MITSU		96.10	11,532,240.00	(467,479.20)	(467,519.51)	1.68	4.04
JDOT 2022-A A3 DTD 03/16/2022 2.320% 09/16/2026	47787JAC2	8,000,000.00	BOFA		95.42	7,633,763.20	(364,467.20)	(364,746.89)	1.57	3.61
HART 2022-B A3 DTD 07/20/2022 3.720% 11/16/2026	44918MAD2	11,000,000.00	BARCLAY		97.10	10,681,543.40	(318,452.20)	(318,452.57)	1.82	4.52
JDOT 2022-B A3 DTD 07/20/2022 3.740% 02/16/2027	47800AAC4	8,600,000.00	RBC		97.29	8,366,712.96	(232,465.74)	(232,531.56)	2.02	4.45
AMXCA 2022-2 A DTD 05/24/2022 3.390% 05/17/2027	02582JJT8	20,000,000.00	BARCLAY		96.35	19,270,144.00	(725,432.00)	(725,896.53)	2.30	4.29

**Managed Account Fair Market Value & Analytics**

For the Month Ending **November 30, 2022**

**SAN BERNARDINO COUNTY - 76990800**

<b>Security Type/Description</b> <b>Dated Date/Coupon/Maturity</b>	<b>CUSIP</b>	<b>Par</b>	<b>Broker</b>	<b>Next Call Date</b>	<b>Market Price</b>	<b>Market Value</b>	<b>Unreal G/L On Cost</b>	<b>Unreal G/L Amort Cost</b>	<b>Effective Duration</b>	<b>YTM at Mkt</b>
<b>Asset-Backed Security</b>										
JDOT 2022-C A3 DTD 10/19/2022 5.090% 06/15/2027	47800BAC2	28,961,000.00	CITIGRP		100.25	29,032,487.33	73,734.70	73,677.85	2.22	5.03
HART 2022-C A3 DTD 11/09/2022 5.390% 06/15/2027	44933DAD3	48,500,000.00	SMBC		100.39	48,690,056.95	190,289.75	190,286.70	2.11	5.29
MBART 2022-1 A3 DTD 11/22/2022 5.210% 08/16/2027	58768PAC8	20,500,000.00	SMBC		100.03	20,506,841.05	10,895.95	10,874.83	2.17	5.20
TAOT 2022-D A3 DTD 11/08/2022 5.300% 09/15/2027	89239HAD0	70,500,000.00	RBC CAP		100.64	70,949,712.45	456,670.80	456,580.48	2.27	5.15
AMXCA 2022-4 A DTD 11/03/2022 4.950% 10/15/2027	02582JJX9	33,000,000.00	BARCLAY		100.15	33,047,994.92	49,631.72	49,606.36	2.61	4.92
<b>Security Type Sub-Total</b>		<b>688,961,466.74</b>				<b>676,660,165.80</b>	<b>(12,123,009.55)</b>	<b>(12,162,412.73)</b>	<b>1.39</b>	<b>3.75</b>
<b>Managed Account Sub-Total</b>		<b>12,002,836,552.62</b>				<b>11,594,138,615.17</b>	<b>(270,263,839.71)</b>	<b>(289,598,147.37)</b>	<b>1.34</b>	<b>4.42</b>
<b>Securities Sub-Total</b>		<b>\$12,002,836,552.62</b>				<b>\$11,594,138,615.17</b>	<b>(\$270,263,839.71)</b>	<b>(\$289,598,147.37)</b>	<b>1.34</b>	<b>4.42%</b>
<b>Accrued Interest</b>						<b>\$35,641,301.81</b>				
<b>Total Investments</b>						<b>\$11,629,779,916.98</b>				

Bolded items are forward settling trades.



**Managed Account Security Transactions & Interest**

For the Month Ending **November 30, 2022**

**SAN BERNARDINO COUNTY - 76990800**

Transaction Type		Security Description	CUSIP	Par	Principal Proceeds	Accrued Interest	Total	Realized G/L Cost	Realized G/L Amort Cost	Sale Method
Trade	Settle									
<b>BUY</b>										
10/27/22	11/03/22	AMXCA 2022-4 A DTD 11/03/2022 4.950% 10/15/2027	02582JJX9	33,000,000.00	(32,998,363.20)	0.00	(32,998,363.20)			
11/01/22	11/01/22	CREDIT AGRICOLE CIB NY CERT DEPOS DTD 11/01/2022 3.050% 11/02/2022	22536A2B9	300,000,000.00	(300,000,000.00)	0.00	(300,000,000.00)			
11/01/22	11/01/22	CALIFORNIA ASSET MANAGEMENT PROGRAM	CAMPMF025	30,000,000.00	(30,000,000.00)	0.00	(30,000,000.00)			
11/01/22	11/01/22	CANTOR FITZGERALD REPO AGRMT DTD 11/01/2022 2.970% 11/02/2022	RE1361238	50,000,000.00	(50,000,000.00)	0.00	(50,000,000.00)			
11/01/22	11/02/22	US TREASURY NOTES DTD 06/30/2020 0.500% 06/30/2027	912828ZV5	50,000,000.00	(42,123,046.88)	(84,918.48)	(42,207,965.36)			
11/01/22	11/02/22	US TREASURY NOTES DTD 05/31/2019 2.125% 05/31/2026	9128286X3	50,000,000.00	(46,298,828.13)	(449,965.85)	(46,748,793.98)			
11/01/22	11/02/22	GTA FUNDING LLC COMM PAPER -- 0.000% 02/28/2023	40060XPU8	50,000,000.00	(49,221,527.78)	0.00	(49,221,527.78)			
11/01/22	11/08/22	TAOT 2022-D A3 DTD 11/08/2022 5.300% 09/15/2027	89239HAD0	70,500,000.00	(70,493,041.65)	0.00	(70,493,041.65)			
11/01/22	11/08/22	TAOT 2022-D A2A DTD 11/08/2022 5.270% 01/15/2026	89239HAB4	24,000,000.00	(23,999,733.60)	0.00	(23,999,733.60)			
11/01/22	11/09/22	HART 2022-C A3 DTD 11/09/2022 5.390% 06/15/2027	44933DAD3	48,500,000.00	(48,499,767.20)	0.00	(48,499,767.20)			
11/01/22	11/09/22	HART 2022-C A2A DTD 11/09/2022 5.350% 11/17/2025	44933DAB7	37,500,000.00	(37,497,678.75)	0.00	(37,497,678.75)			
11/02/22	11/02/22	CREDIT AGRICOLE CIB NY CERT DEPOS DTD 11/02/2022 3.050% 11/03/2022	22536A2D5	300,000,000.00	(300,000,000.00)	0.00	(300,000,000.00)			
11/02/22	11/02/22	CANTOR FITZGERALD REPO AGRMT DTD 11/02/2022 2.970% 11/03/2022	RE1361246	50,000,000.00	(50,000,000.00)	0.00	(50,000,000.00)			
11/03/22	11/03/22	FEDERATED GOVT OBLIGATIONS FUND	608919718	316,000,000.00	(316,000,000.00)	0.00	(316,000,000.00)			
11/03/22	11/03/22	CANTOR FITZGERALD REPO AGRMT DTD 11/03/2022 3.750% 11/04/2022	RE1361253	50,000,000.00	(50,000,000.00)	0.00	(50,000,000.00)			
11/03/22	11/03/22	BNP PARIBAS NY BRANCH COMM PAPER DTD 11/03/2022 0.000% 11/04/2022	09659CL48	120,000,000.00	(119,987,333.33)	0.00	(119,987,333.33)			
11/03/22	11/03/22	CREDIT AGRICOLE CIB NY CERT DEPOS DTD 11/03/2022 3.800% 11/04/2022	22536A2G8	300,000,000.00	(300,000,000.00)	0.00	(300,000,000.00)			

**Managed Account Security Transactions & Interest**

For the Month Ending **November 30, 2022**

**SAN BERNARDINO COUNTY - 76990800**

Transaction Type		Security Description	CUSIP	Par	Principal Proceeds	Accrued Interest	Total	Realized G/L Cost	Realized G/L Amort Cost	Sale Method
Trade	Settle									
<b>BUY</b>										
11/03/22	11/04/22	US TREASURY NOTES DTD 08/15/2017 2.250% 08/15/2027	9128282R0	50,000,000.00	(45,289,062.50)	(247,622.28)	(45,536,684.78)			
11/04/22	11/04/22	CANTOR FITZGERALD REPO AGRMT DTD 11/04/2022 3.750% 11/07/2022	RE1361261	50,000,000.00	(50,000,000.00)	0.00	(50,000,000.00)			
11/04/22	11/04/22	COOPERATIEVE RABOBANK U.A. COMM PAPER DTD 11/04/2022 0.000% 11/07/2022	21687BL74	63,000,000.00	(62,980,050.00)	0.00	(62,980,050.00)			
11/04/22	11/04/22	CREDIT AGRICOLE CIB NY CERT DEPOS DTD 11/04/2022 3.800% 11/07/2022	22536A2J2	300,000,000.00	(300,000,000.00)	0.00	(300,000,000.00)			
11/07/22	11/07/22	CANTOR FITZGERALD REPO AGRMT DTD 11/07/2022 3.750% 11/08/2022	RE1361279	50,000,000.00	(50,000,000.00)	0.00	(50,000,000.00)			
11/07/22	11/07/22	COOPERATIEVE RABOBANK U.A. COMM PAPER DTD 11/07/2022 0.000% 11/08/2022	21687BL82	60,000,000.00	(59,993,666.67)	0.00	(59,993,666.67)			
11/07/22	11/07/22	CREDIT AGRICOLE CIB NY CERT DEPOS DTD 11/07/2022 3.800% 11/08/2022	22536A2O6	300,000,000.00	(300,000,000.00)	0.00	(300,000,000.00)			
11/07/22	11/08/22	CHARIOT FUNDING LLC COMM PAPER -- 0.000% 02/13/2023	15963UPD2	30,500,000.00	(30,117,860.42)	0.00	(30,117,860.42)			
11/07/22	11/08/22	JP MORGAN SECURITIES LLC COMM PAPER DTD 11/07/2022 0.000% 05/01/2023	46640OS10	50,000,000.00	(48,808,583.33)	0.00	(48,808,583.33)			
11/07/22	11/10/22	TOYOTA MOTOR CREDIT CORP CORP NOTES DTD 11/10/2022 5.400% 11/10/2025	89236TKK0	25,000,000.00	(24,970,500.00)	0.00	(24,970,500.00)			
11/08/22	11/08/22	CREDIT AGRICOLE CIB NY CERT DEPOS DTD 11/08/2022 3.790% 11/09/2022	22536A2T0	300,000,000.00	(300,000,000.00)	0.00	(300,000,000.00)			
11/08/22	11/08/22	COOPERATIEVE RABOBANK U.A. COMM PAPER DTD 11/08/2022 0.000% 11/09/2022	21687BL90	100,000,000.00	(99,989,444.44)	0.00	(99,989,444.44)			
11/08/22	11/08/22	CANTOR FITZGERALD REPO AGRMT DTD 11/08/2022 3.740% 11/09/2022	RE1361287	50,000,000.00	(50,000,000.00)	0.00	(50,000,000.00)			
11/08/22	11/18/22	FRESB 2022-SB104 ASF DTD 11/01/2022 2.600% 09/01/2027	30329QAA1	26,000,000.00	(23,733,788.00)	(31,922.22)	(23,765,710.22)			

**Managed Account Security Transactions & Interest**

For the Month Ending **November 30, 2022**

**SAN BERNARDINO COUNTY - 76990800**

Transaction Type		Security Description	CUSIP	Par	Principal Proceeds	Accrued Interest	Total	Realized G/L Cost	Realized G/L Amort Cost	Sale Method
Trade	Settle									
<b>BUY</b>										
11/09/22	11/09/22	CREDIT AGRICOLE CIB NY CERT DEPOS DTD 11/09/2022 3.790% 11/10/2022	22536A2W3	300,000,000.00	(300,000,000.00)	0.00	(300,000,000.00)			
11/09/22	11/09/22	CANTOR FITZGERALD REPO AGRMT DTD 11/09/2022 3.740% 11/10/2022	RE1361295	50,000,000.00	(50,000,000.00)	0.00	(50,000,000.00)			
11/10/22	11/10/22	CREDIT AGRICOLE CIB NY CERT DEPOS DTD 11/10/2022 3.800% 11/14/2022	22536A2Y9	300,000,000.00	(300,000,000.00)	0.00	(300,000,000.00)			
11/10/22	11/10/22	CANTOR FITZGERALD REPO AGRMT DTD 11/10/2022 3.730% 11/14/2022	RE1362780	50,000,000.00	(50,000,000.00)	0.00	(50,000,000.00)			
11/10/22	11/14/22	AMAZON.COM INC COMM PAPER DTD 11/10/2022 0.000% 04/20/2023	02314ORL5	50,000,000.00	(48,968,597.22)	0.00	(48,968,597.22)			
11/14/22	11/14/22	CANTOR FITZGERALD REPO AGRMT DTD 11/14/2022 3.750% 11/15/2022	RE1362798	50,000,000.00	(50,000,000.00)	0.00	(50,000,000.00)			
11/14/22	11/14/22	CREDIT AGRICOLE CIB NY CERT DEPOS DTD 11/14/2022 3.790% 11/15/2022	22536A3B8	300,000,000.00	(300,000,000.00)	0.00	(300,000,000.00)			
11/15/22	11/15/22	CREDIT AGRICOLE CIB NY CERT DEPOS DTD 11/15/2022 3.790% 11/16/2022	22536A3G7	300,000,000.00	(300,000,000.00)	0.00	(300,000,000.00)			
11/15/22	11/15/22	CANTOR FITZGERALD REPO AGRMT DTD 11/15/2022 3.770% 11/16/2022	RE1362806	50,000,000.00	(50,000,000.00)	0.00	(50,000,000.00)			
11/15/22	11/22/22	BANK OF NY MELLON (CALLABLE) NOTES DTD 11/22/2022 5.224% 11/21/2025	06405LAC5	5,000,000.00	(5,000,000.00)	0.00	(5,000,000.00)			
11/15/22	11/22/22	MBART 2022-1 A3 DTD 11/22/2022 5.210% 08/16/2027	58768PAC8	20,500,000.00	(20,495,945.10)	0.00	(20,495,945.10)			
11/15/22	11/22/22	MBART 2022-1 A2 DTD 11/22/2022 5.260% 10/15/2025	58768PAB0	12,250,000.00	(12,249,217.23)	0.00	(12,249,217.23)			
11/16/22	11/16/22	CREDIT AGRICOLE CIB NY CERT DEPOS DTD 11/16/2022 3.790% 11/17/2022	22536A3K8	300,000,000.00	(300,000,000.00)	0.00	(300,000,000.00)			
11/16/22	11/16/22	CANTOR FITZGERALD REPO AGRMT DTD 11/16/2022 3.780% 11/17/2022	RE1362814	50,000,000.00	(50,000,000.00)	0.00	(50,000,000.00)			
11/16/22	11/16/22	FEDERAL FARM CREDIT BANK NOTES DTD 11/18/2022 4.500% 11/18/2024	3133ENZ94	50,000,000.00	(49,947,000.00)	0.00	(49,947,000.00)			
11/16/22	11/17/22	FEDERAL HOME LOAN BANKS DISC NOTE DTD 02/08/2022 0.000% 02/08/2023	313384BQ1	50,000,000.00	(49,520,444.44)	0.00	(49,520,444.44)			

**Managed Account Security Transactions & Interest**

For the Month Ending **November 30, 2022**

**SAN BERNARDINO COUNTY - 76990800**

Transaction Type		Security Description	CUSIP	Par	Principal Proceeds	Accrued Interest	Total	Realized G/L Cost	Realized G/L Amort Cost	Sale Method
Trade	Settle									
<b>BUY</b>										
11/16/22	11/17/22	FED HOME LN DISCOUNT NT DISC NOTES DTD 10/04/2022 0.000% 02/01/2023	313384BH1	100,000,000.00	(99,134,444.44)	0.00	(99,134,444.44)			
11/17/22	11/17/22	CREDIT AGRICOLE CIB NY CERT DEPOS DTD 11/17/2022 3.790% 11/18/2022	22536A3N2	200,000,000.00	(200,000,000.00)	0.00	(200,000,000.00)			
11/17/22	11/17/22	CANTOR FITZGERALD REPO AGRMT DTD 11/17/2022 3.770% 11/18/2022	RE1362822	50,000,000.00	(50,000,000.00)	0.00	(50,000,000.00)			
11/18/22	11/18/22	CREDIT AGRICOLE CIB NY CERT DEPOS DTD 11/18/2022 3.790% 11/21/2022	22536A3T9	143,000,000.00	(143,000,000.00)	0.00	(143,000,000.00)			
11/18/22	11/18/22	CANTOR FITZGERALD REPO AGRMT DTD 11/18/2022 3.770% 11/21/2022	RE1362830	50,000,000.00	(50,000,000.00)	0.00	(50,000,000.00)			
11/21/22	11/21/22	CREDIT AGRICOLE CIB NY CERT DEPOS DTD 11/21/2022 3.790% 11/22/2022	22536A3Y8	165,000,000.00	(165,000,000.00)	0.00	(165,000,000.00)			
11/21/22	11/21/22	CANTOR FITZGERALD REPO AGRMT DTD 11/21/2022 3.760% 11/22/2022	RE1362848	50,000,000.00	(50,000,000.00)	0.00	(50,000,000.00)			
11/22/22	11/22/22	CREDIT AGRICOLE CIB NY CERT DEPOS DTD 11/22/2022 3.790% 11/23/2022	22536A4G6	110,000,000.00	(110,000,000.00)	0.00	(110,000,000.00)			
11/22/22	11/22/22	CANTOR FITZGERALD REPO AGRMT DTD 11/22/2022 3.760% 11/23/2022	RE1362855	50,000,000.00	(50,000,000.00)	0.00	(50,000,000.00)			
11/23/22	11/23/22	CREDIT AGRICOLE CIB NY CERT DEPOS DTD 11/23/2022 3.790% 11/28/2022	22536A4R2	280,000,000.00	(280,000,000.00)	0.00	(280,000,000.00)			
11/23/22	11/23/22	CANTOR FITZGERALD REPO AGRMT DTD 11/23/2022 3.760% 11/28/2022	RE1362863	50,000,000.00	(50,000,000.00)	0.00	(50,000,000.00)			
11/28/22	11/28/22	OLD LINE FUNDING LLC COMM PAPER DTD 11/01/2022 0.000% 05/01/2023	67983US12	95,000,000.00	(93,029,013.89)	0.00	(93,029,013.89)			
11/28/22	11/28/22	CANTOR FITZGERALD REPO DTD 11/28/2022 3.760% 11/29/2022	RE1362871	50,000,000.00	(50,000,000.00)	0.00	(50,000,000.00)			
11/28/22	11/28/22	BNP PARIBUS NY BRANCH COMM PAPER DTD 11/28/2022 0.000% 11/29/2022	09659CLV8	300,000,000.00	(299,968,500.00)	0.00	(299,968,500.00)			
11/28/22	11/28/22	CREDIT AGRICOLE CIB NY CERT DEPOS DTD 11/28/2022 3.790% 11/29/2022	22536A4X9	300,000,000.00	(300,000,000.00)	0.00	(300,000,000.00)			

**Managed Account Security Transactions & Interest**

For the Month Ending **November 30, 2022**

**SAN BERNARDINO COUNTY - 76990800**

Transaction Type		Security Description	CUSIP	Par	Principal Proceeds	Accrued Interest	Total	Realized G/L Cost	Realized G/L Amort Cost	Sale Method
Trade	Settle									
<b>BUY</b>										
11/29/22	11/29/22	COOPERATIEVE RABOBANK U.A. COMM PAPER DTD 11/29/2022 0.000% 11/30/2022	21687BLW9	260,000,000.00	(259,972,555.56)	0.00	(259,972,555.56)			
11/29/22	11/29/22	CANTOR FITZGERALD REPO AGRMT DTD 11/29/2022 3.780% 11/30/2022	RE1362889	50,000,000.00	(50,000,000.00)	0.00	(50,000,000.00)			
11/29/22	11/29/22	THUNDER BAY FUNDING LLC COMM PAPER DTD 11/29/2022 0.000% 05/03/2023	88602US35	25,000,000.00	(24,477,951.39)	0.00	(24,477,951.39)			
11/29/22	11/29/22	CREDIT AGRICOLE CIB NY CERT DEPOS DTD 11/29/2022 3.790% 11/30/2022	22536A5D2	300,000,000.00	(300,000,000.00)	0.00	(300,000,000.00)			
11/29/22	11/29/22	JOHNSON & JOHNSON COMM PAPER DTD 11/29/2022 0.000% 02/01/2023	47816GP11	75,000,000.00	(74,453,333.33)	0.00	(74,453,333.33)			
11/29/22	11/30/22	FEDERAL HOME LOAN BANK NOTES DTD 11/07/2022 4.875% 06/14/2024	3130ATVC8	50,000,000.00	(50,064,000.00)	(155,729.17)	(50,219,729.17)			
<b>11/29/22</b>	<b>12/01/22</b>	<b>FEDERAL HOME LOAN BANKS NOTES DTD 12/01/2022 4.860% 09/01/2023</b>	<b>3130AU2L7</b>	<b>100,000,000.00</b>	<b>(100,000,000.00)</b>	<b>0.00</b>	<b>(100,000,000.00)</b>			
11/29/22	12/01/22	AMAZON.COM INC CORPORATE NOTES DTD 12/01/2022 4.700% 11/29/2024	023135CM6	25,000,000.00	(24,983,250.00)	0.00	(24,983,250.00)			
11/29/22	12/01/22	AMAZON.COM INC CORPORATE NOTES DTD 12/01/2022 4.600% 12/01/2025	023135CN4	25,000,000.00	(24,998,500.00)	0.00	(24,998,500.00)			
11/29/22	12/05/22	FED HOME LN DISCOUNT NT DISC NOTES DTD 02/07/2022 0.000% 02/06/2023	313384BN8	50,000,000.00	(49,632,500.00)	0.00	(49,632,500.00)			
11/30/22	11/30/22	CREDIT AGRICOLE CIB NY CERT DEPOS DTD 11/30/2022 3.790% 12/01/2022	22536A5K6	375,000,000.00	(375,000,000.00)	0.00	(375,000,000.00)			
11/30/22	11/30/22	CANTOR FITZGERALD REPO AGRMT DTD 11/30/2022 3.790% 12/01/2022	RE1362897	50,000,000.00	(50,000,000.00)	0.00	(50,000,000.00)			

**Managed Account Security Transactions & Interest**

For the Month Ending **November 30, 2022**

**SAN BERNARDINO COUNTY - 76990800**

Transaction Type		Security Description	CUSIP	Par	Principal Proceeds	Accrued Interest	Total	Realized G/L Cost	Realized G/L Amort Cost	Sale Method
Trade	Settle									
<b>BUY</b>										
11/30/22	11/30/22	FEDERATED GOVT OBLIGATIONS FUND	608919718	80,000,000.00	(80,000,000.00)	0.00	(80,000,000.00)			
<b>11/30/22</b>	<b>12/01/22</b>	<b>FEDERAL HOME LOAN BANK NOTES</b> <b>DTD 12/22/2021 1.250%</b> <b>12/21/2026</b>	<b>3130AQF65</b>	<b>50,000,000.00</b>	<b>(44,534,000.00)</b>	<b>(277,777.78)</b>	<b>(44,811,777.78)</b>			

**Transaction Type Sub-Total** **8,779,750,000.00 (8,747,431,528.48) (1,247,935.78) (8,748,679,464.26)**

<b>INTEREST</b>										
11/01/22	11/25/22	FHLMC SERIES K037 A2 DTD 03/01/2014 3.490% 01/01/2024	3137B7YY9	59,843,000.00	0.00	174,043.37	174,043.37			
11/01/22	11/25/22	FHMS KJ36 A1 DTD 12/01/2021 1.298% 12/01/2026	3137H4RZ5	1,751,472.08	0.00	1,894.51	1,894.51			
11/01/22	11/25/22	FHMS KMP1 A2 DTD 09/01/2017 2.982% 08/01/2024	3137FATE8	50,000,000.00	0.00	124,250.00	124,250.00			
11/01/22	11/25/22	FRESB 2022-SB103 A5F DTD 10/01/2022 2.080% 06/01/2027	30329MAA0	8,500,000.00	0.00	14,733.33	14,733.33			
11/01/22	11/25/22	FHLMC SERIES K049 A2 DTD 10/01/2015 3.010% 07/01/2025	3137BLMZ8	10,000,000.00	0.00	25,083.33	25,083.33			
11/01/22	11/25/22	FHMS K740 A2 DTD 11/01/2020 1.470% 09/01/2027	3137F72B0	22,000,000.00	0.00	26,950.00	26,950.00			
11/01/22	11/25/22	FHMS K733 A2 DTD 11/09/2018 3.750% 08/01/2025	3137FJXO7	3,330,000.00	0.00	10,406.25	10,406.25			
11/01/22	11/25/22	FHMS K047 A2 DTD 07/30/2015 3.329% 05/01/2025	3137BKRJ1	75,000,000.00	0.00	208,062.53	208,062.53			
11/01/22	11/25/22	FHMS K039 A2 DTD 09/01/2014 3.303% 07/01/2024	3137BDCW4	25,000,000.00	0.00	68,812.50	68,812.50			
11/01/22	11/25/22	FHMS K736 A2 DTD 09/01/2019 2.282% 07/01/2026	3137FNWX4	15,000,000.00	0.00	28,525.01	28,525.01			
11/01/22	11/25/22	FHMS K732 AM DTD 06/28/2018 3.700% 05/01/2025	3137FG7G4	25,000,000.00	0.00	77,083.33	77,083.33			
11/01/22	11/25/22	FRESB 2021-SB82 A5 DTD 01/01/2021 0.670% 11/01/2025	30318CAA5	3,916,534.14	0.00	2,186.73	2,186.73			
11/01/22	11/25/22	FHMS K726 A1 DTD 06/01/2017 2.700% 10/01/2025	3137BYLE8	25,000,000.00	0.00	56,250.00	56,250.00			

**Managed Account Security Transactions & Interest**

For the Month Ending **November 30, 2022**

**SAN BERNARDINO COUNTY - 76990800**

Transaction Type		Security Description	CUSIP	Par	Principal Proceeds	Accrued Interest	Total	Realized G/L Cost	Realized G/L Amort Cost	Sale Method
Trade	Settle									
<b>INTEREST</b>										
11/01/22	11/25/22	FHMS K729 A2 DTD 01/01/2020 2.525% 10/01/2026	3137FQXJ7	8,250,000.00	0.00	17,359.38	17,359.38			
11/01/22	11/25/22	FHMS K034 A2 DTD 11/01/2013 3.531% 07/01/2023	3137B5JM6	24,990,241.25	0.00	73,533.78	73,533.78			
11/01/22	11/25/22	FHMS K055 A2 DTD 06/22/2016 2.673% 03/01/2026	3137BPW21	83,500,000.00	0.00	185,996.25	185,996.25			
11/01/22	11/25/22	FRESB 2022-SB97 DTD 04/01/2022 1.780% 02/01/2027	30311SAA7	21,905,104.32	0.00	32,492.56	32,492.56			
11/01/22	11/25/22	FHMS KJ23 A1 DTD 01/29/2019 3.683% 10/01/2025	3137FKSQ0	60,000,000.00	0.00	184,150.02	184,150.02			
11/01/22	11/25/22	FHMS K046 A2 DTD 06/17/2015 3.205% 03/01/2025	3137BJP64	50,000,000.00	0.00	133,541.65	133,541.65			
11/01/22	11/25/22	FHLMC MULTIFAMILY STRUCTURED P DTD 07/01/2017 3.243% 04/01/2027	3137F1G44	50,000,000.00	0.00	135,125.00	135,125.00			
11/01/22	11/25/22	FHMS K068 A2 DTD 10/27/2017 3.244% 08/01/2027	3137FBBX3	81,306,000.00	0.00	219,797.19	219,797.19			
11/01/22	11/25/22	FHMS K739 A2 DTD 11/01/2020 1.336% 09/01/2027	3137F64P9	12,000,000.00	0.00	13,360.00	13,360.00			
11/01/22	11/25/22	FHLMC MULTIFAMILY STRUCTURED P DTD 08/01/2017 3.117% 06/01/2027	3137F2LJ3	36,557,817.00	0.00	94,958.93	94,958.93			
11/01/22	11/25/22	FHMS K033 A2 DTD 10/01/2013 3.060% 07/01/2023	3137B4WB8	2,800,000.00	0.00	7,140.00	7,140.00			
11/01/22	11/25/22	FHMS K042 A2 DTD 01/28/2015 2.670% 12/01/2024	3137BFXT3	65,470,000.00	0.00	145,670.75	145,670.75			
11/01/22	11/25/22	FHMS K050 A2 DTD 11/01/2015 3.334% 08/01/2025	3137BLW95	30,000,000.00	0.00	83,349.99	83,349.99			
11/01/22	11/25/22	FHMS KJ32 A1 DTD 11/01/2020 0.516% 06/01/2025	3137F72U8	917,705.91	0.00	394.61	394.61			
11/01/22	11/25/22	FHMS K062 A2 DTD 02/01/2017 3.413% 12/01/2026	3137BUX60	28,867,855.00	0.00	82,105.00	82,105.00			
11/01/22	11/25/22	FRESB 2021-SB83 DTD 02/01/2021 0.670% 01/01/2026	30318NAA1	3,481,635.84	0.00	1,827.86	1,827.86			
11/01/22	11/25/22	FHLMC MULTIFAMILY STRUCTURED P DTD 11/01/2016 2.454% 08/01/2023	3137BSPW7	23,377,762.66	0.00	47,807.52	47,807.52			

**Managed Account Security Transactions & Interest**

For the Month Ending **November 30, 2022**

**SAN BERNARDINO COUNTY - 76990800**

Transaction Type		Security Description	CUSIP	Par	Principal Proceeds	Accrued Interest	Total	Realized G/L Cost	Realized G/L Amort Cost	Sale Method
Trade	Settle									
<b>INTEREST</b>										
11/01/22	11/25/22	FHMS K045 A2 DTD 05/01/2015 3.023% 01/01/2025	3137BHXJ1	22,891,353.00	0.00	57,667.12	57,667.12			
11/01/22	11/25/22	FHMS KJ39 A1 DTD 04/01/2022 2.750% 04/01/2027	3137H73W1	38,474,354.99	0.00	88,170.41	88,170.41			
11/01/22	11/25/22	FHMS K729 A2 DTD 12/01/2017 3.136% 10/01/2024	3137FCM43	16,500,000.00	0.00	43,119.99	43,119.99			
11/01/22	11/25/22	FHMS KJ34 A1 DTD 07/01/2021 0.681% 06/01/2026	3137H1LS3	5,918,913.39	0.00	3,358.98	3,358.98			
11/01/22	11/25/22	FHMS K052 A1 DTD 12/01/2015 3.308% 09/01/2025	3137BM7C4	50,000,000.00	0.00	137,833.35	137,833.35			
11/03/22	11/03/22	US TREASURY NOTES DTD 10/31/2020 0.250% 10/31/2025	91282CAT8	0.00	0.00	(45.40)	(45.40)			
11/05/22	11/05/22	FREDDIE MAC NOTES DTD 05/07/2020 0.375% 05/05/2023	3137EAER6	100,000,000.00	0.00	187,500.00	187,500.00			
11/06/22	11/06/22	FHLMC (CALLABLE) NOTES DTD 05/06/2020 0.700% 05/06/2025	3134GVPR3	25,000,000.00	0.00	87,500.00	87,500.00			
11/06/22	11/06/22	FREDDIE MAC NOTES DTD 11/05/2020 0.250% 11/06/2023	3137EAEZ8	75,000,000.00	0.00	93,750.00	93,750.00			
11/07/22	11/07/22	FANNIE MAE NOTES DTD 11/12/2020 0.500% 11/07/2025	3135G06G3	45,000,000.00	0.00	112,500.00	112,500.00			
11/09/22	11/09/22	FEDERAL HOME LOAN BANK NOTES DTD 11/12/2021 0.500% 11/09/2023	3130APU29	35,000,000.00	0.00	87,500.00	87,500.00			
11/10/22	11/10/22	FFCB NOTES DTD 05/10/2021 0.125% 05/10/2023	3133EMYX4	56,000,000.00	0.00	35,000.00	35,000.00			
11/14/22	11/14/22	TOTOTA MOTOR CREDIT CORP CORP NOTE (FLOA DTD 12/13/2021 4.150% 06/13/2023	89236TJS5	10,000,000.00	0.00	31,575.00	31,575.00			
11/15/22	11/15/22	HART 2021-C A3 DTD 11/17/2021 0.740% 05/15/2026	44935FAD6	5,500,000.00	0.00	3,391.67	3,391.67			
11/15/22	11/15/22	JOHN DEERE OWNER TRUST DTD 03/11/2020 1.100% 08/15/2024	47789KAC7	1,581,382.50	0.00	1,449.60	1,449.60			
11/15/22	11/15/22	US TREASURY NOTES DTD 05/15/2015 2.125% 05/15/2025	912828XB1	50,000,000.00	0.00	531,250.00	531,250.00			



**Managed Account Security Transactions & Interest**

For the Month Ending **November 30, 2022**

**SAN BERNARDINO COUNTY - 76990800**

Transaction Type		Security Description	CUSIP	Par	Principal Proceeds	Accrued Interest	Total	Realized G/L Cost	Realized G/L Amort Cost	Sale Method
Trade	Settle									
<b>INTEREST</b>										
11/15/22	11/15/22	JDOT 2022-B A3 DTD 07/20/2022 3.740% 02/16/2027	47800AAC4	8,600,000.00	0.00	26,803.34	26,803.34			
11/15/22	11/15/22	TAOT 2021-D A2 DTD 11/15/2021 0.310% 08/15/2024	89238JAB1	5,006,050.59	0.00	1,293.23	1,293.23			
11/15/22	11/15/22	US TREASURY N/B NOTES DTD 11/15/2021 0.750% 11/15/2024	91282CDH1	75,000,000.00	0.00	281,250.00	281,250.00			
11/15/22	11/15/22	US TREASURY N/B NOTES DTD 05/15/2021 0.250% 05/15/2024	91282CCC3	75,000,000.00	0.00	93,750.00	93,750.00			
11/15/22	11/15/22	TAOT 2022-B A3 DTD 04/13/2022 2.930% 09/15/2026	89238FAD5	12,000,000.00	0.00	29,300.00	29,300.00			
11/15/22	11/15/22	JDOT 2021-B A2 DTD 07/21/2021 0.250% 06/17/2024	47789QAB6	11,508,195.14	0.00	2,397.54	2,397.54			
11/15/22	11/15/22	JDOT 2019-B A3 DTD 07/24/2019 2.210% 12/15/2023	477870AC3	86,555.23	0.00	159.41	159.41			
11/15/22	11/15/22	TAOT 2019-D A3 DTD 11/13/2019 1.920% 01/16/2024	89233MAD5	707,293.12	0.00	1,131.67	1,131.67			
11/15/22	11/15/22	TAOT 2022-A A3 DTD 01/31/2022 1.230% 06/15/2026	89239KAC5	4,250,000.00	0.00	4,356.25	4,356.25			
11/15/22	11/15/22	MBART 2021-1 A3 DTD 09/22/2021 0.460% 06/15/2026	58772WAC7	21,000,000.00	0.00	8,049.99	8,049.99			
11/15/22	11/15/22	JDOT 2022-A A2 DTD 03/16/2022 1.900% 11/15/2024	47787JAB4	6,241,200.22	0.00	9,881.90	9,881.90			
11/15/22	11/15/22	HART 2021-B A2 DTD 07/28/2021 0.240% 05/15/2024	44934KAB0	5,316,796.60	0.00	1,063.35	1,063.35			
11/15/22	11/15/22	TAOT 2019-C A3 DTD 08/14/2019 1.910% 09/15/2023	89238UAD2	48,821.90	0.00	77.71	77.71			
11/15/22	11/15/22	US TREASURY NOTES DTD 05/15/2017 2.375% 05/15/2027	912828X88	100,000,000.00	0.00	1,187,500.00	1,187,500.00			
11/15/22	11/15/22	HART 2022-B A2A DTD 07/20/2022 3.640% 05/15/2025	44918MAB6	10,000,000.00	0.00	30,333.33	30,333.33			
11/15/22	11/15/22	MBALT 2021-B A2 DTD 06/29/2021 0.220% 01/16/2024	58769KAC8	7,077,502.28	0.00	1,297.53	1,297.53			
11/15/22	11/15/22	HART 2022-B A3 DTD 07/20/2022 3.720% 11/16/2026	44918MAD2	11,000,000.00	0.00	34,100.00	34,100.00			

**Managed Account Security Transactions & Interest**

For the Month Ending **November 30, 2022**

**SAN BERNARDINO COUNTY - 76990800**

Transaction Type		Security Description	CUSIP	Par	Principal Proceeds	Accrued Interest	Total	Realized G/L Cost	Realized G/L Amort Cost	Sale Method
Trade	Settle									
<b>INTEREST</b>										
11/15/22	11/15/22	TAOT 2022-B A2A DTD 04/13/2022 2.350% 01/15/2025	89238FAB9	7,986,781.27	0.00	15,640.78	15,640.78			
11/15/22	11/15/22	HART 2019-B A3 DTD 11/06/2019 1.940% 02/15/2024	44891JAC2	155,897.77	0.00	252.03	252.03			
11/15/22	11/15/22	HART 2021-C A2A DTD 11/17/2021 0.360% 10/15/2024	44935FAB0	6,794,691.00	0.00	2,038.41	2,038.41			
11/15/22	11/15/22	MBALT 2021-B A3 DTD 06/29/2021 0.400% 11/15/2024	58769KAD6	16,500,000.00	0.00	5,499.99	5,499.99			
11/15/22	11/15/22	TAOT 2020-A A3 DTD 02/12/2020 1.660% 05/15/2024	89232HAC9	4,222,402.50	0.00	5,840.98	5,840.98			
11/15/22	11/15/22	HART 2021-B A3 DTD 07/28/2021 0.380% 01/15/2026	44934KAC8	17,000,000.00	0.00	5,383.34	5,383.34			
11/15/22	11/15/22	TAOT 2021-C A3 DTD 09/27/2021 0.430% 01/15/2026	89239BAC5	12,000,000.00	0.00	4,300.00	4,300.00			
11/15/22	11/15/22	JDOT 2021-B A3 DTD 07/21/2021 0.520% 03/16/2026	47789OAC4	13,500,000.00	0.00	5,850.00	5,850.00			
11/15/22	11/15/22	US TREASURY N/B NOTES DTD 05/15/2022 2.750% 05/15/2025	91282CEQ0	50,000,000.00	0.00	687,500.00	687,500.00			
11/15/22	11/15/22	TAOT 2021-B A3 DTD 06/14/2021 0.260% 11/17/2025	89190GAC1	37,000,000.00	0.00	8,016.68	8,016.68			
11/15/22	11/15/22	HAROT 2019-3 A3 DTD 08/27/2019 1.780% 08/15/2023	43815NAC8	125,374.43	0.00	185.97	185.97			
11/15/22	11/15/22	US TREASURY NOTES DTD 05/15/2014 2.500% 05/15/2024	912828WJ5	100,000,000.00	0.00	1,250,000.00	1,250,000.00			
11/15/22	11/15/22	TAOT 2021-B A3 DTD 06/14/2021 0.460% 01/16/2024	89190GAB3	5,205,112.85	0.00	607.27	607.27			
11/15/22	11/15/22	CHAIT 2020-A1 A1 DTD 02/18/2020 1.530% 01/15/2025	161571HP2	8,000,000.00	0.00	10,200.00	10,200.00			
11/15/22	11/15/22	JDOT 2022-A A3 DTD 03/16/2022 2.320% 09/16/2026	47787JAC2	8,000,000.00	0.00	15,466.66	15,466.66			
11/15/22	11/15/22	TAOT 2021-C A2 DTD 09/27/2021 0.200% 05/15/2024	89239BAB7	4,845,853.31	0.00	807.64	807.64			
11/15/22	11/15/22	TAOT 2022-A A2 DTD 01/31/2022 0.740% 10/15/2024	89239KAB7	3,619,264.76	0.00	2,231.88	2,231.88			

**Managed Account Security Transactions & Interest**

For the Month Ending **November 30, 2022**

**SAN BERNARDINO COUNTY - 76990800**

Transaction Type		Security Description	CUSIP	Par	Principal Proceeds	Accrued Interest	Total	Realized G/L Cost	Realized G/L Amort Cost	Sale Method
Trade	Settle									
<b>INTEREST</b>										
11/15/22	11/15/22	JDOT 2022-B A2 DTD 07/20/2022 3.730% 06/16/2025	47800AAB6	10,500,000.00	0.00	32,637.50	32,637.50			
11/15/22	11/15/22	MBART 2021-1 A2 DTD 09/22/2021 0.210% 07/15/2024	58772WAB9	7,422,498.43	0.00	1,298.94	1,298.94			
11/15/22	11/15/22	TAOT 2021-D A3 DTD 11/15/2021 0.710% 04/15/2026	89238JAC9	7,000,000.00	0.00	4,141.67	4,141.67			
11/15/22	11/15/22	AMXCA 2022-2 A DTD 05/24/2022 3.390% 05/17/2027	02582JJT8	20,000,000.00	0.00	56,500.00	56,500.00			
11/15/22	11/15/22	MBART 2019-1 A3 DTD 09/25/2019 1.940% 03/15/2024	58769TAD7	415,221.17	0.00	671.27	671.27			
11/15/22	11/15/22	HAROT 2021-2 A3 DTD 05/26/2021 0.490% 11/15/2023	43811JAB3	1,805,738.40	0.00	255.82	255.82			
11/15/22	11/15/22	HAROT 2021-2 A3 DTD 05/26/2021 0.330% 08/15/2025	43811JAC1	29,000,000.00	0.00	7,975.00	7,975.00			
11/16/22	11/16/22	FEDERAL FARM CREDIT BANK NOTES DTD 05/16/2022 2.625% 05/16/2024	3133ENWP1	40,000,000.00	0.00	525,000.00	525,000.00			
11/18/22	11/18/22	FFCB NOTES DTD 11/18/2021 0.875% 11/18/2024	3133ENEJ5	75,000,000.00	0.00	328,125.00	328,125.00			
11/18/22	11/18/22	HAROT 2019-4 A3 DTD 11/26/2019 1.830% 01/18/2024	43813VAC2	1,690,504.38	0.00	2,578.02	2,578.02			
11/20/22	11/20/22	TLOT 2021-A A2 DTD 04/21/2021 0.270% 09/20/2023	89238EAB2	27,212.94	0.00	6.12	6.12			
11/20/22	11/20/22	FHLMC (CALLABLE) NOTES DTD 05/20/2020 0.510% 05/20/2024	3134GVUY2	25,000,000.00	0.00	63,750.00	63,750.00			
11/20/22	11/20/22	TLOT 2021-A A3 DTD 04/21/2021 0.390% 04/22/2024	89238EAC0	4,500,000.00	0.00	1,462.50	1,462.50			
11/20/22	11/20/22	FHLMC (CALLABLE) NOTES DTD 05/20/2020 0.500% 05/20/2024	3134GVXC7	25,000,000.00	0.00	62,500.00	62,500.00			
11/21/22	11/21/22	HAROT 2021-4 A2 DTD 11/24/2021 0.390% 05/21/2024	43815GAB5	5,448,472.00	0.00	1,770.75	1,770.75			
11/21/22	11/21/22	HAROT 2020-1 A3 DTD 02/26/2020 1.610% 04/22/2024	43813RAC1	3,184,094.30	0.00	4,271.99	4,271.99			
11/21/22	11/21/22	HAROT 2021-4 A3 DTD 11/24/2021 0.880% 01/21/2026	43815GAC3	7,750,000.00	0.00	5,683.33	5,683.33			

**Managed Account Security Transactions & Interest**

For the Month Ending **November 30, 2022**

**SAN BERNARDINO COUNTY - 76990800**

Transaction Type		Security Description	CUSIP	Par	Principal Proceeds	Accrued Interest	Total	Realized G/L Cost	Realized G/L Amort Cost	Sale Method
Trade	Settle									
<b>INTEREST</b>										
11/22/22	11/22/22	FANNIE MAE NOTES DTD 05/22/2020 0.250% 05/22/2023	3135G04Q3	100,000,000.00	0.00	125,000.00	125,000.00			
11/24/22	11/24/22	INTER-AMERICAN DEVEL BK NOTES DTD 04/24/2020 0.500% 05/24/2023	4581X0DM7	20,000,000.00	0.00	50,000.00	50,000.00			
11/24/22	11/24/22	INTL BK RECON & DEVELOP NOTES DTD 11/24/2020 0.250% 11/24/2023	459058JM6	25,000,000.00	0.00	31,250.00	31,250.00			
11/25/22	11/25/22	BMWLT 2022-1 A2 DTD 01/19/2022 0.670% 05/28/2024	05601XAB5	4,026,039.91	0.00	2,247.87	2,247.87			
11/25/22	11/25/22	BMWOT 2022-A A3 DTD 05/18/2022 3.210% 08/25/2026	05602RAD3	14,000,000.00	0.00	37,450.00	37,450.00			
11/25/22	11/25/22	BMWLT 2021-2 A3 DTD 09/15/2021 0.330% 12/26/2024	09690AAC7	7,500,000.00	0.00	2,062.50	2,062.50			
11/25/22	11/25/22	BMWLT 2021-2 A2 DTD 09/15/2021 0.190% 11/27/2023	09690AAB9	1,539,424.37	0.00	243.74	243.74			
11/25/22	11/25/22	BMWLT 2022-1 A3 DTD 01/19/2022 1.100% 03/25/2025	05601XAC3	8,250,000.00	0.00	7,562.50	7,562.50			
11/25/22	11/25/22	BMWOT 2022-A A2A DTD 05/18/2022 2.520% 12/26/2024	05602RAB7	10,750,000.00	0.00	22,575.00	22,575.00			
11/27/22	11/27/22	FANNIE MAE NOTES DTD 11/25/2020 0.250% 11/27/2023	3135G06H1	50,000,000.00	0.00	62,500.00	62,500.00			
11/30/22	11/30/22	STONECASTLE FICA	FICAMF003	0.00	0.00	69,520.55	69,520.55			
11/30/22	11/30/22	US TREASURY NOTES DTD 05/31/2017 2.000% 05/31/2024	912828XT2	50,000,000.00	0.00	500,000.00	500,000.00			
11/30/22	11/30/22	BANK OF THE WEST MONEY MARKET FUND	BKOFWEST7	0.00	0.00	8,976.44	8,976.44			
11/30/22	11/30/22	US TREASURY NOTES DTD 05/31/2020 0.250% 05/31/2025	912828ZT0	50,000,000.00	0.00	62,500.00	62,500.00			
11/30/22	11/30/22	INVESTMENT TRUST OF CALIFORNIA	CALTRUST3	0.00	0.00	30,196.03	30,196.03			
11/30/22	11/30/22	CALIFORNIA ASSET MANAGEMENT PROGRAM	CAMPFMF025	0.00	0.00	1,707,369.73	1,707,369.73			
11/30/22	11/30/22	US TREASURY N/B NOTES DTD 05/31/2021 0.750% 05/31/2026	91282CCF6	50,000,000.00	0.00	187,500.00	187,500.00			
11/30/22	11/30/22	FIDELITY GOV'T MM FUND 2642	31607A703	0.00	0.00	2,888.92	2,888.92			

**Managed Account Security Transactions & Interest**

For the Month Ending **November 30, 2022**

**SAN BERNARDINO COUNTY - 76990800**

Transaction Type		Security Description	CUSIP	Par	Principal Proceeds	Accrued Interest	Total	Realized G/L Cost	Realized G/L Amort Cost	Sale Method
Trade	Settle									
<b>INTEREST</b>										
11/30/22	11/30/22	MORGAN STANLEY LIQ GOVT-INST FUND	61747C707	0.00	0.00	2,907.75	2,907.75			
11/30/22	11/30/22	FEDERATED GOVT OBLIGATIONS FUND	608919718	0.00	0.00	282,995.48	282,995.48			
11/30/22	11/30/22	NORTHERN TRUST INST GOVT SELECT 848	665278701	0.00	0.00	2,505.13	2,505.13			
11/30/22	11/30/22	US TREASURY NOTES DTD 05/31/2019 2.125% 05/31/2026	9128286X3	50,000,000.00	0.00	531,250.00	531,250.00			
11/30/22	11/30/22	US TREASURY NOTES DTD 05/31/2016 1.625% 05/31/2023	912828R69	50,000,000.00	0.00	406,250.00	406,250.00			

<b>Transaction Type Sub-Total</b>				<b>2,847,238,130.95</b>	<b>0.00</b>	<b>12,745,358.53</b>	<b>12,745,358.53</b>			
-----------------------------------	--	--	--	-------------------------	-------------	----------------------	----------------------	--	--	--

<b>MATURITY</b>										
11/01/22	11/01/22	CANTOR FITZGERALD REPO AGRMT DTD 10/31/2022 2.970% 11/01/2022	RE1361220	50,000,000.00	50,000,000.00	4,125.00	50,004,125.00	0.00	0.00	
11/01/22	11/01/22	SWEDBANK NY CERT DEPOS DTD 04/27/2022 1.830% 11/01/2022	87019WB3	50,000,000.00	50,000,000.00	477,833.35	50,477,833.35	0.00	0.00	
11/01/22	11/01/22	SVENSKA HANDELSBANKEN NY CERT DEPOS DTD 10/14/2021 0.240% 11/01/2022	86959RTU4	50,000,000.00	50,000,000.00	127,666.65	50,127,666.65	0.00	0.00	
11/01/22	11/01/22	BEDFORD ROW FUNDING CORP COMM PAPER DTD 02/07/2022 0.000% 11/01/2022	07644BL18	25,000,000.00	25,000,000.00	0.00	25,000,000.00	241,527.78	0.00	
11/01/22	11/01/22	CREDIT AGRICOLE CIB NY COMM PAPER DTD 10/31/2022 0.000% 11/01/2022	22533UL19	100,000,000.00	100,000,000.00	0.00	100,000,000.00	8,388.89	0.00	
11/01/22	11/01/22	CREDIT AGRICOLE CIB NY CERT DEPOS DTD 10/31/2022 3.050% 11/01/2022	22536AZ64	300,000,000.00	300,000,000.00	25,416.60	300,025,416.60	0.00	0.00	
11/02/22	11/02/22	CANTOR FITZGERALD REPO AGRMT DTD 11/01/2022 2.970% 11/02/2022	RE1361238	50,000,000.00	50,000,000.00	4,125.00	50,004,125.00	0.00	0.00	
11/02/22	11/02/22	CREDIT AGRICOLE CIB NY CERT DEPOS DTD 11/01/2022 3.050% 11/02/2022	22536A2B9	300,000,000.00	300,000,000.00	25,416.67	300,025,416.67	0.00	0.00	
11/02/22	11/02/22	SWEDBANK NY CERT DEPOS DTD 04/27/2022 1.840% 11/02/2022	87019WBK0	50,000,000.00	50,000,000.00	483,000.00	50,483,000.00	0.00	0.00	

**Managed Account Security Transactions & Interest**

For the Month Ending **November 30, 2022**

**SAN BERNARDINO COUNTY - 76990800**

Transaction Type		Security Description	CUSIP	Par	Principal Proceeds	Accrued Interest	Total	Realized G/L Cost	Realized G/L Amort Cost	Sale Method
Trade	Settle									
<b>MATURITY</b>										
11/03/22	11/03/22	CANTOR FITZGERALD REPO AGRMT DTD 11/02/2022 2.970% 11/03/2022	RE1361246	50,000,000.00	50,000,000.00	4,125.00	50,004,125.00	0.00	0.00	
11/03/22	11/03/22	CREDIT AGRICOLE CIB NY CERT DEPOS DTD 11/02/2022 3.050% 11/03/2022	22536A2D5	300,000,000.00	300,000,000.00	25,416.67	300,025,416.67	0.00	0.00	
11/04/22	11/04/22	BNP PARIBAS NY BRANCH COMM PAPER DTD 11/03/2022 0.000% 11/04/2022	09659CL48	120,000,000.00	120,000,000.00	0.00	120,000,000.00	12,666.67	0.00	
11/04/22	11/04/22	CREDIT AGRICOLE CIB NY CERT DEPOS DTD 11/03/2022 3.800% 11/04/2022	22536A2G8	300,000,000.00	300,000,000.00	31,666.80	300,031,666.80	0.00	0.00	
11/04/22	11/04/22	CANTOR FITZGERALD REPO AGRMT DTD 11/03/2022 3.750% 11/04/2022	RE1361253	50,000,000.00	50,000,000.00	5,208.33	50,005,208.33	0.00	0.00	
11/07/22	11/07/22	TORONTO DOMINION BANK NY CERT DEPOS DTD 05/06/2022 2.020% 11/07/2022	89114WWW7	50,000,000.00	50,000,000.00	519,027.80	50,519,027.80	0.00	0.00	
11/07/22	11/07/22	CANTOR FITZGERALD REPO AGRMT DTD 11/04/2022 3.750% 11/07/2022	RE1361261	50,000,000.00	50,000,000.00	15,625.00	50,015,625.00	0.00	0.00	
11/07/22	11/07/22	COOPERATIEVE RABOBANK U.A. COMM PAPER DTD 11/04/2022 0.000% 11/07/2022	21687BL74	63,000,000.00	63,000,000.00	0.00	63,000,000.00	19,950.00	0.00	
11/07/22	11/07/22	CREDIT AGRICOLE CIB NY CERT DEPOS DTD 11/04/2022 3.800% 11/07/2022	22536A2J2	300,000,000.00	300,000,000.00	95,000.00	300,095,000.00	0.00	0.00	
11/08/22	11/08/22	CREDIT AGRICOLE CIB NY CERT DEPOS DTD 11/07/2022 3.800% 11/08/2022	22536A2Q6	300,000,000.00	300,000,000.00	31,666.80	300,031,666.80	0.00	0.00	
11/08/22	11/08/22	CANTOR FITZGERALD REPO AGRMT DTD 11/07/2022 3.750% 11/08/2022	RE1361279	50,000,000.00	50,000,000.00	5,208.33	50,005,208.33	0.00	0.00	
11/08/22	11/08/22	COOPERATIEVE RABOBANK U.A. COMM PAPER DTD 11/07/2022 0.000% 11/08/2022	21687BL82	60,000,000.00	60,000,000.00	0.00	60,000,000.00	6,333.33	0.00	
11/09/22	11/09/22	CANTOR FITZGERALD REPO AGRMT DTD 11/08/2022 3.740% 11/09/2022	RE1361287	50,000,000.00	50,000,000.00	5,194.44	50,005,194.44	0.00	0.00	
11/09/22	11/09/22	CREDIT AGRICOLE CIB NY CERT DEPOS DTD 11/08/2022 3.790% 11/09/2022	22536A2T0	300,000,000.00	300,000,000.00	31,583.33	300,031,583.33	0.00	0.00	
11/09/22	11/09/22	COOPERATIEVE RABOBANK U.A. COMM PAPER DTD 11/08/2022 0.000% 11/09/2022	21687BL90	100,000,000.00	100,000,000.00	0.00	100,000,000.00	10,555.56	0.00	

**Managed Account Security Transactions & Interest**

For the Month Ending **November 30, 2022**

**SAN BERNARDINO COUNTY - 76990800**

Transaction Type		Security Description	CUSIP	Par	Principal Proceeds	Accrued Interest	Total	Realized G/L Cost	Realized G/L Amort Cost	Sale Method
Trade	Settle									
<b>MATURITY</b>										
11/10/22	11/10/22	CREDIT AGRICOLE CIB NY CERT DEPOS DTD 11/09/2022 3.790% 11/10/2022	22536A2W3	300,000,000.00	300,000,000.00	31,583.33	300,031,583.33	0.00	0.00	
11/10/22	11/10/22	CANTOR FITZGERALD REPO AGRMT DTD 11/09/2022 3.740% 11/10/2022	RE1361295	50,000,000.00	50,000,000.00	5,194.44	50,005,194.44	0.00	0.00	
11/14/22	11/14/22	CREDIT AGRICOLE CIB NY CERT DEPOS DTD 11/10/2022 3.800% 11/14/2022	22536A2Y9	300,000,000.00	300,000,000.00	126,666.60	300,126,666.60	0.00	0.00	
11/14/22	11/14/22	CANTOR FITZGERALD REPO AGRMT DTD 11/10/2022 3.730% 11/14/2022	RE1362780	50,000,000.00	50,000,000.00	20,722.22	50,020,722.22	0.00	0.00	
11/14/22	11/14/22	WALMART INC COMM PAPER -- 0.000% 11/14/2022	93114FLE2	100,000,000.00	100,000,000.00	0.00	100,000,000.00	165,277.78	0.00	
11/15/22	11/15/22	CREDIT AGRICOLE CIB NY CERT DEPOS DTD 11/14/2022 3.790% 11/15/2022	22536A3B8	300,000,000.00	300,000,000.00	31,583.33	300,031,583.33	0.00	0.00	
11/15/22	11/15/22	CANTOR FITZGERALD REPO AGRMT DTD 11/14/2022 3.750% 11/15/2022	RE1362798	50,000,000.00	50,000,000.00	5,208.33	50,005,208.33	0.00	0.00	
11/16/22	11/16/22	NATIXIS NY BRANCH COMM PAPER DTD 01/07/2022 0.000% 11/16/2022	63873KLG0	25,000,000.00	25,000,000.00	0.00	25,000,000.00	256,895.83	0.00	
11/16/22	11/16/22	CREDIT AGRICOLE CIB NY CERT DEPOS DTD 11/15/2022 3.790% 11/16/2022	22536A3G7	300,000,000.00	300,000,000.00	31,583.33	300,031,583.33	0.00	0.00	
11/16/22	11/16/22	CANTOR FITZGERALD REPO AGRMT DTD 11/15/2022 3.770% 11/16/2022	RE1362806	50,000,000.00	50,000,000.00	5,236.11	50,005,236.11	0.00	0.00	
11/17/22	11/17/22	CANTOR FITZGERALD REPO AGRMT DTD 11/16/2022 3.780% 11/17/2022	RE1362814	50,000,000.00	50,000,000.00	5,250.00	50,005,250.00	0.00	0.00	
11/17/22	11/17/22	CREDIT AGRICOLE CIB NY CERT DEPOS DTD 11/16/2022 3.790% 11/17/2022	22536A3K8	300,000,000.00	300,000,000.00	31,583.33	300,031,583.33	0.00	0.00	
11/18/22	11/18/22	CANTOR FITZGERALD REPO AGRMT DTD 11/17/2022 3.770% 11/18/2022	RE1362822	50,000,000.00	50,000,000.00	5,236.11	50,005,236.11	0.00	0.00	
11/18/22	11/18/22	CREDIT AGRICOLE CIB NY CERT DEPOS DTD 11/17/2022 3.790% 11/18/2022	22536A3N2	200,000,000.00	200,000,000.00	21,055.60	200,021,055.60	0.00	0.00	
11/21/22	11/21/22	CREDIT AGRICOLE CIB NY CERT DEPOS DTD 11/18/2022 3.790% 11/21/2022	22536A3T9	143,000,000.00	143,000,000.00	45,164.17	143,045,164.17	0.00	0.00	
11/21/22	11/21/22	CANTOR FITZGERALD REPO AGRMT DTD 11/18/2022 3.770% 11/21/2022	RE1362830	50,000,000.00	50,000,000.00	15,708.33	50,015,708.33	0.00	0.00	
11/22/22	11/22/22	CREDIT AGRICOLE CIB NY CERT DEPOS DTD 11/21/2022 3.790% 11/22/2022	22536A3Y8	165,000,000.00	165,000,000.00	17,370.83	165,017,370.83	0.00	0.00	

**Managed Account Security Transactions & Interest**

For the Month Ending **November 30, 2022**

**SAN BERNARDINO COUNTY - 76990800**

Transaction Type		Security Description	CUSIP	Par	Principal Proceeds	Accrued Interest	Total	Realized G/L Cost	Realized G/L Amort Cost	Sale Method
Trade	Settle									
<b>MATURITIES</b>										
11/22/22	11/22/22	CANTOR FITZGERALD REPO AGRMT DTD 11/21/2022 3.760% 11/22/2022	RE1362848	50,000,000.00	50,000,000.00	5,222.22	50,005,222.22	0.00	0.00	
11/23/22	11/23/22	FFCB NOTES DTD 11/23/2020 0.125% 11/23/2022	3133EMGX4	75,000,000.00	75,000,000.00	46,875.00	75,046,875.00	143,250.00	0.00	
11/23/22	11/23/22	CREDIT AGRICOLE CIB NY CERT DEPOS DTD 11/22/2022 3.790% 11/23/2022	22536A4G6	110,000,000.00	110,000,000.00	11,580.56	110,011,580.56	0.00	0.00	
11/23/22	11/23/22	CANTOR FITZGERALD REPO AGRMT DTD 11/22/2022 3.760% 11/23/2022	RE1362855	50,000,000.00	50,000,000.00	5,222.22	50,005,222.22	0.00	0.00	
11/28/22	11/28/22	CREDIT AGRICOLE CIB NY CERT DEPOS DTD 11/23/2022 3.790% 11/28/2022	22536A4R2	280,000,000.00	280,000,000.00	147,388.92	280,147,388.92	0.00	0.00	
11/28/22	11/28/22	CANTOR FITZGERALD REPO AGRMT DTD 11/23/2022 3.760% 11/28/2022	RE1362863	50,000,000.00	50,000,000.00	26,111.11	50,026,111.11	0.00	0.00	
11/29/22	11/29/22	BNP PARIBUS NY BRANCH COMM PAPER DTD 11/28/2022 0.000% 11/29/2022	09659CLV8	300,000,000.00	300,000,000.00	0.00	300,000,000.00	31,500.00	0.00	
11/29/22	11/29/22	CANTOR FITZGERALD REPO DTD 11/28/2022 3.760% 11/29/2022	RE1362871	50,000,000.00	50,000,000.00	5,222.22	50,005,222.22	0.00	0.00	
11/29/22	11/29/22	CREDIT AGRICOLE CIB NY CERT DEPOS DTD 11/28/2022 3.790% 11/29/2022	22536A4X9	300,000,000.00	300,000,000.00	31,150.68	300,031,150.68	0.00	0.00	
11/30/22	11/30/22	COOPERATIEVE RABOBANK U.A. COMM PAPER DTD 11/29/2022 0.000% 11/30/2022	21687BLW9	260,000,000.00	260,000,000.00	0.00	260,000,000.00	27,444.44	0.00	
11/30/22	11/30/22	CREDIT AGRICOLE CIB NY CERT DEPOS DTD 11/29/2022 3.790% 11/30/2022	22536A5D2	300,000,000.00	300,000,000.00	31,583.33	300,031,583.33	0.00	0.00	
11/30/22	11/30/22	JP MORGAN SECURITIES LLC COMM PAPER DTD 03/05/2022 0.000% 11/30/2022	466400LW9	25,000,000.00	25,000,000.00	0.00	25,000,000.00	301,388.89	0.00	
11/30/22	11/30/22	CANTOR FITZGERALD REPO AGRMT DTD 11/29/2022 3.780% 11/30/2022	RE1362889	50,000,000.00	50,000,000.00	5,250.00	50,005,250.00	0.00	0.00	
<b>Transaction Type Sub-Total</b>				<b>7,501,000,000.00</b>	<b>7,501,000,000.00</b>	<b>2,632,058.09</b>	<b>7,503,632,058.09</b>	<b>1,225,179.17</b>	<b>0.00</b>	
<b>PAYDOWNS</b>										
11/01/22	11/01/22	MBART 2021-1 A2 DTD 09/22/2021 0.210% 07/15/2024	58772WAB9	1,407,749.11	1,407,749.11	0.00	1,407,749.11	139.79	0.00	



**Managed Account Security Transactions & Interest**

For the Month Ending **November 30, 2022**

**SAN BERNARDINO COUNTY - 76990800**

Transaction Type		Security Description	CUSIP	Par	Principal Proceeds	Accrued Interest	Total	Realized G/L Cost	Realized G/L Amort Cost	Sale Method
Trade	Settle									
<b>PAYDOWNS</b>										
11/01/22	11/01/22	HAROT 2021-2 A3 DTD 05/26/2021 0.490% 11/15/2023	43811JAB3	1,305,325.60	1,305,325.60	0.00	1,305,325.60	12.14	0.00	
11/01/22	11/01/22	JDOT 2021-B A2 DTD 07/21/2021 0.250% 06/17/2024	47789OAB6	2,438,175.22	2,438,175.22	0.00	2,438,175.22	55.10	0.00	
11/01/22	11/01/22	HART 2021-B A2 DTD 07/28/2021 0.240% 05/15/2024	44934KAB0	1,277,740.12	1,277,740.12	0.00	1,277,740.12	115.89	0.00	
11/01/22	11/01/22	JDOT 2022-A A2 DTD 03/16/2022 1.900% 11/15/2024	47787JAB4	950,180.86	950,180.86	0.00	950,180.86	51.97	0.00	
11/01/22	11/01/22	HART 2021-C A2A DTD 11/17/2021 0.360% 10/15/2024	44935FAB0	841,842.24	841,842.24	0.00	841,842.24	49.00	0.00	
11/01/22	11/01/22	MBALT 2021-B A2 DTD 06/29/2021 0.220% 01/16/2024	58769KAC8	1,811,120.85	1,811,120.85	0.00	1,811,120.85	151.77	0.00	
11/01/22	11/01/22	BMWLT 2021-2 A2 DTD 09/15/2021 0.190% 11/27/2023	09690AAB9	934,727.86	934,727.86	0.00	934,727.86	59.44	0.00	
11/01/22	11/01/22	HAROT 2021-4 A2 DTD 11/24/2021 0.390% 05/21/2024	43815GAB5	684,037.34	684,037.34	0.00	684,037.34	17.92	0.00	
11/01/22	11/01/22	TAOT 2021-D A2 DTD 11/15/2021 0.310% 08/15/2024	89238JAB1	612,683.46	612,683.46	0.00	612,683.46	4.72	0.00	
11/01/22	11/01/22	BMWLT 2022-1 A2 DTD 01/19/2022 0.670% 05/28/2024	05601XAB5	678,456.08	678,456.08	0.00	678,456.08	0.41	0.00	
11/01/22	11/01/22	TLOT 2021-A A3 DTD 04/21/2021 0.390% 04/22/2024	89238EAC0	449,296.20	449,296.20	0.00	449,296.20	52.43	0.00	
11/01/22	11/01/22	TAOT 2022-A A2 DTD 01/31/2022 0.740% 10/15/2024	89239KAB7	357,311.55	357,311.55	0.00	357,311.55	9.58	0.00	
11/01/22	11/01/22	TAOT 2021-B A3 DTD 06/14/2021 0.460% 01/16/2024	89190GAB3	2,175,020.05	2,175,020.05	0.00	2,175,020.05	40.02	0.00	
11/01/22	11/01/22	TAOT 2021-C A2 DTD 09/27/2021 0.200% 05/15/2024	89239BAB7	778,539.54	778,539.54	0.00	778,539.54	58.86	0.00	
11/01/22	11/25/22	FHMS KJ39 A1 DTD 04/01/2022 2.750% 04/01/2027	3137H73W1	40,894.04	40,894.04	0.00	40,894.04	6.75	0.00	
11/01/22	11/25/22	FRESB 2022-SB103 ASF DTD 10/01/2022 2.080% 06/01/2027	30329MAA0	4,219.83	4,219.83	0.00	4,219.83	439.34	0.00	
11/01/22	11/25/22	FHMS KJ32 A1 DTD 11/01/2020 0.516% 06/01/2025	3137F72U8	369,215.34	369,215.34	0.00	369,215.34	1.48	0.00	

**Managed Account Security Transactions & Interest**

For the Month Ending **November 30, 2022**

**SAN BERNARDINO COUNTY - 76990800**

Transaction Type		Security Description	CUSIP	Par	Principal Proceeds	Accrued Interest	Total	Realized G/L Cost	Realized G/L Amort Cost	Sale Method
Trade	Settle									
<b>PAYDOWNS</b>										
11/01/22	11/25/22	FRESB 2021-SB82 A5 DTD 01/01/2021 0.670% 11/01/2025	30318CAA5	1,643.12	1,643.12	0.00	1,643.12	(8.06)	0.00	
11/01/22	11/25/22	FRESB 2021-SB83 DTD 02/01/2021 0.670% 01/01/2026	30318NAA1	5,695.56	5,695.56	0.00	5,695.56	(26.75)	0.00	
11/01/22	11/25/22	FHMS K034 A2 DTD 11/01/2013 3.531% 07/01/2023	3137B5JM6	52,448.50	52,448.50	0.00	52,448.50	(483.51)	(483.51)	
11/01/22	11/25/22	FHLMC MULTIFAMILY STRUCTURED P DTD 11/01/2016 2.454% 08/01/2023	3137BSPW7	27,669.25	27,669.25	0.00	27,669.25	62.69	0.00	
11/01/22	11/25/22	FHMS K045 A2 DTD 05/01/2015 3.023% 01/01/2025	3137BHXJ1	37,847.00	37,847.00	0.00	37,847.00	(3,732.96)	0.00	
11/01/22	11/25/22	FRESB 2022-SB97 DTD 04/01/2022 1.780% 02/01/2027	30311SAA7	15,513.96	15,513.96	0.00	15,513.96	614.85	0.00	
11/01/22	11/25/22	FHMS KJ34 A1 DTD 07/01/2021 0.681% 06/01/2026	3137H1LS3	11,496.98	11,496.98	0.00	11,496.98	0.14	0.00	
11/01/22	11/25/22	FHMS KJ36 A1 DTD 12/01/2021 1.298% 12/01/2026	3137H4RZ5	7,186.18	7,186.18	0.00	7,186.18	0.03	0.00	
11/01/22	11/25/22	FRESB 2021-SB82 A5 DTD 01/01/2021 0.670% 11/01/2025	30318CAA5	3,833.94	3,833.94	0.00	3,833.94	(18.80)	0.00	
11/15/22	11/15/22	TAOT 2019-C A3 DTD 08/14/2019 1.910% 09/15/2023	89238UAD2	48,821.90	48,821.90	0.00	48,821.90	0.40	0.00	
11/15/22	11/15/22	TAOT 2020-A A3 DTD 02/12/2020 1.660% 05/15/2024	89232HAC9	656,294.55	656,294.55	0.00	656,294.55	47.38	0.00	
11/15/22	11/15/22	TAOT 2019-D A3 DTD 11/13/2019 1.920% 01/16/2024	89233MAD5	174,435.89	174,435.89	0.00	174,435.89	12.60	0.00	
11/15/22	11/15/22	JDOT 2019-B A3 DTD 07/24/2019 2.210% 12/15/2023	477870AC3	80,728.45	80,728.45	0.00	80,728.45	17.13	0.00	
11/15/22	11/15/22	TAOT 2022-B A2A DTD 04/13/2022 2.350% 01/15/2025	89238FAB9	615,095.09	615,095.09	0.00	615,095.09	26.82	0.00	
11/15/22	11/15/22	MBART 2019-1 A3 DTD 09/25/2019 1.940% 03/15/2024	58769TAD7	220,910.97	220,910.97	0.00	220,910.97	30.42	0.00	
11/15/22	11/15/22	HART 2019-B A3 DTD 11/06/2019 1.940% 02/15/2024	44891JAC2	137,932.58	137,932.58	0.00	137,932.58	6.36	0.00	
11/15/22	11/15/22	HAROT 2019-3 A3 DTD 08/27/2019 1.780% 08/15/2023	43815NAC8	125,374.43	125,374.43	0.00	125,374.43	1.04	0.00	

**Managed Account Security Transactions & Interest**

For the Month Ending **November 30, 2022**

**SAN BERNARDINO COUNTY - 76990800**

Transaction Type		Security Description	CUSIP	Par	Principal Proceeds	Accrued Interest	Total	Realized G/L Cost	Realized G/L Amort Cost	Sale Method
Trade	Settle									
<b>PAYDOWNS</b>										
11/15/22	11/15/22	JOHN DEERE OWNER TRUST DTD 03/11/2020 1.100% 08/15/2024	47789KAC7	336,253.90	336,253.90	0.00	336,253.90	20.54	0.00	
11/18/22	11/18/22	HAROT 2019-4 A3 DTD 11/26/2019 1.830% 01/18/2024	43813VAC2	340,910.01	340,910.01	0.00	340,910.01	60.75	0.00	
11/20/22	11/20/22	TLOT 2021-A A2 DTD 04/21/2021 0.270% 09/20/2023	89238EAB2	27,212.94	27,212.94	0.00	27,212.94	3.49	0.00	
11/21/22	11/21/22	HAROT 2020-1 A3 DTD 02/26/2020 1.610% 04/22/2024	43813RAC1	418,902.00	418,902.00	0.00	418,902.00	82.10	0.00	
11/25/22	11/25/22	BMWOT 2022-A A2A DTD 05/18/2022 2.520% 12/26/2024	05602RAB7	552,835.84	552,835.84	0.00	552,835.84	39.75	0.00	
<b>Transaction Type Sub-Total</b>				<b>21,015,578.33</b>	<b>21,015,578.33</b>	<b>0.00</b>	<b>21,015,578.33</b>	<b>(1,976.98)</b>	<b>(483.51)</b>	
<b>SELL</b>										
11/02/22	11/02/22	FEDERATED GOVT OBLIGATIONS FUND	608919718	77,000,000.00	77,000,000.00	0.00	77,000,000.00	0.00	0.00	FIFO
11/02/22	11/02/22	FEDERATED GOVT OBLIGATIONS FUND	608919718	25,000,000.00	25,000,000.00	0.00	25,000,000.00	0.00	0.00	FIFO
11/02/22	11/02/22	FEDERATED GOVT OBLIGATIONS FUND	608919718	71,000,000.00	71,000,000.00	0.00	71,000,000.00	0.00	0.00	FIFO
11/03/22	11/03/22	FEDERATED GOVT OBLIGATIONS FUND	608919718	82,000,000.00	82,000,000.00	0.00	82,000,000.00	0.00	0.00	FIFO
11/03/22	11/03/22	BANK OF THE WEST MONEY MARKET FUND	BKOFWEST7	49,000,000.00	49,000,000.00	0.00	49,000,000.00	0.00	0.00	FIFO
11/03/22	11/03/22	FEDERATED GOVT OBLIGATIONS FUND	608919718	34,000,000.00	34,000,000.00	0.00	34,000,000.00	0.00	0.00	FIFO
11/08/22	11/08/22	FEDERATED GOVT OBLIGATIONS FUND	608919718	1,000,000.00	1,000,000.00	0.00	1,000,000.00	0.00	0.00	FIFO
11/08/22	11/08/22	FEDERATED GOVT OBLIGATIONS FUND	608919718	199,000,000.00	199,000,000.00	0.00	199,000,000.00	0.00	0.00	FIFO
11/14/22	11/14/22	FEDERATED GOVT OBLIGATIONS FUND	608919718	60,000,000.00	60,000,000.00	0.00	60,000,000.00	0.00	0.00	FIFO
11/17/22	11/17/22	FEDERATED GOVT OBLIGATIONS FUND	608919718	56,000,000.00	56,000,000.00	0.00	56,000,000.00	0.00	0.00	FIFO
<b>Transaction Type Sub-Total</b>				<b>654,000,000.00</b>	<b>654,000,000.00</b>	<b>0.00</b>	<b>654,000,000.00</b>	<b>0.00</b>	<b>0.00</b>	
<b>Managed Account Sub-Total</b>					<b>(571,415,950.15)</b>	<b>14,129,480.84</b>	<b>(557,286,469.31)</b>	<b>1,223,202.19</b>	<b>(483.51)</b>	
<b>Total Security Transactions</b>					<b>(571,415,950.15)</b>	<b>\$14,129,480.84</b>	<b>(557,286,469.31)</b>	<b>\$1,223,202.19</b>	<b>(483.51)</b>	

Bolded items are forward settling trades.