



Customer Service  
PO Box 11813  
Harrisburg, PA 17108-1813

## ACCOUNT STATEMENT

For the Month Ending  
**November 30, 2014**

### SAN BERNARDINO COUNTY

#### Client Management Team

##### **Kenneth Schiebel, CFA**

Managing Director  
One Keystone Plaza, Suite 300  
Harrisburg, PA 17101  
717-232-2723  
schiebelk@pfm.com

##### **Danny A. Nelson**

Senior Managing Consultant  
222 North LaSalle, Suite 910  
Chicago, IL 60601  
312-523-2434  
nelsond@pfm.com

#### Contents

Cover/Disclosures  
Summary Statement  
Individual Accounts

#### Accounts included in Statement

76990800                      SAN BERNARDINO COUNTY

SAN BERNARDINO COUNTY  
MR. JOHN JOHNSON  
172 WEST THIRD STREET  
1ST FLOOR  
SAN BERNARDINO, CA 92415

**Online Access**    <http://www.pfm.com>

**Customer Service**    1-717-232-2723

**Important Disclosures****Important Disclosures**

This statement is for general information purposes only and is not intended to provide specific advice or recommendations. PFM Asset Management LLC ("PFM") is an investment advisor registered with the Securities and Exchange Commission, and is required to maintain a written disclosure statement of our background and business experience. If you would like to receive a copy of our current disclosure statement, please contact Service Operations at the address below.

**Proxy Voting** PFM does not normally receive proxies to vote on behalf of its clients. However, it does on occasion receive consent requests. In the event a consent request is received the portfolio manager contacts the client and then proceeds according to their instructions. PFM's Proxy Voting Policy is available upon request by contacting Service Operations at the address below.

**Questions About an Account** PFM's monthly statement is intended to detail our investment advisory activity as well as the activity of any accounts held by clients in pools that are managed by PFM. The custodian bank maintains the control of assets and executes (i.e., settles) all investment transactions. The custodian statement is the official record of security and cash holdings and transactions. PFM recognizes that clients may use these reports to facilitate record keeping and that the custodian bank statement and the PFM statement should be reconciled and differences resolved. Many custodians use a settlement date basis which may result in the need to reconcile due to a timing difference.

**Account Control** PFM does not have the authority to withdraw funds from or deposit funds to the custodian. Our clients retain responsibility for their internal accounting policies; implementing and enforcing internal controls and generating ledger entries or otherwise recording transactions.

**Market Value** Generally, PFM's market prices are derived from closing bid prices as of the last business day of the month as supplied by Interactive Data, Bloomberg or Telerate. Where prices are not available from generally recognized sources the securities are priced using a yield-based matrix system to arrive at an estimated market value. Prices that fall between data points are interpolated. Non-negotiable FDIC-insured bank certificates of deposit are priced at par. Although PFM believes the prices to be reliable, the values of the securities do not always represent the prices at which the securities could have been bought or sold. Explanation of the valuation methods for money market and TERM funds is contained in the appropriate fund information statement.

**Amortized Cost** The original cost of the principal of the security is adjusted for the amount of the periodic reduction of any discount or premium from the purchase date until the date of the report. Discount or premium with respect to short term securities (those with less than one year to maturity at time of issuance) is amortized on a straightline basis. Such discount or premium with respect to longer term securities is amortized using the constant yield basis.

**Tax Reporting** Cost data and realized gains / losses are provided for informational purposes only. Please review for accuracy and consult your tax advisor to determine the tax consequences of your security transactions. PFM does not report such information to the IRS or other taxing authorities and is not responsible for the accuracy of such information that may be required to be reported to federal, state or other taxing authorities.

**Financial Situation** In order to better serve you, PFM should be promptly notified of any material change in your investment objective or financial situation.

**Callable Securities** Securities subject to redemption prior to maturity may be redeemed in whole or in part before maturity, which could affect the yield represented.

**Portfolio** The securities in this portfolio, including shares of mutual funds, are not guaranteed or otherwise protected by PFM, the FDIC (except for certain non-negotiable certificates of deposit) or any government agency. Investment in securities involves risks, including the possible loss of the amount invested.

**Rating** Information provided for ratings is based upon a good faith inquiry of selected sources, but its accuracy and completeness cannot be guaranteed. Shares of some money market and TERM funds are marketed through representatives of PFM's wholly owned subsidiary, PFM Fund Distributors, Inc. PFM Fund Distributors, Inc. is registered with the SEC as a broker/dealer and is a member of the Financial Industry Regulatory Authority ("FINRA") and the Municipal Securities Rulemaking Board ("MSRB"). You may reach the FINRA by calling the FINRA Regulator Public Disclosure Hotline at 1-888-289-9999 or at the FINRA Regulation Internet website address [www.nasd.com](http://www.nasd.com). A brochure describing the FINRA Regulation Public Disclosure Program is also available from the FINRA upon request.

**Key Terms and Definitions**

**Dividends** on money market funds consist of interest earned, plus any discount ratably amortized to the date of maturity, plus all realized gains and losses on the sale of securities prior to maturity, less ratable amortization of any premium and all accrued expenses to the fund. Dividends are accrued daily and may be paid either monthly or quarterly. The monthly earnings on this statement represent the estimated dividend accrued for the month for any program that distributes earnings on a quarterly basis. There is no guarantee that the estimated amount will be paid on the actual distribution date.

**Current Yield** is the net change, exclusive of capital changes and income other than investment income, in the value of a hypothetical fund account with a balance of one share over the seven-day base period including the statement date, expressed as a percentage of the value of one share (normally \$1.00 per share) at the beginning of the seven-day period. This resulting net change in account value is then annualized by multiplying it by 365 and dividing the result by 7. The yields quoted should not be considered a representation of the yield of the fund in the future, since the yield is not fixed.

**Average maturity** represents the average maturity of all securities and investments of a portfolio, determined by multiplying the par or principal value of each security or investment by its maturity (days or years), summing the products, and dividing the sum by the total principal value of the portfolio. The stated maturity date of mortgage backed or callable securities are used in this statement. However the actual maturity of these securities could vary depending on the level or prepayments on the underlying mortgages or whether a callable security has or is still able to be called.

**Monthly distribution yield** represents the net change in the value of one share (normally \$1.00 per share) resulting from all dividends declared during the month by a fund expressed as a percentage of the value of one share at the beginning of the month. This resulting net change is then annualized by multiplying it by 365 and dividing it by the number of calendar days in the month.

**YTM at Cost** The yield to maturity at cost is the expected rate of return, based on the original cost, the annual interest receipts, maturity value and the time period from purchase date to maturity, stated as a percentage, on an annualized basis.

**YTM at Market** The yield to maturity at market is the rate of return, based on the current market value, the annual interest receipts, maturity value and the time period remaining until maturity, stated as a percentage, on an annualized basis.

**Managed Account** A portfolio of investments managed discretely by PFM according to the client's specific investment policy and requirements. The investments are directly owned by the client and held by the client's custodian.

**Unsettled Trade** A trade which has been executed however the final consummation of the security transaction and payment has not yet taken place.

Please review the detail pages of this statement carefully. If you think your statement is wrong, missing account information, or if you need more information about a transaction, please contact PFM within 60 days of receipt. If you have other concerns or questions regarding your account you should contact a member of your client management team or PFM Service Operations at the address below.

PFM Asset Management LLC  
Attn: Service Operations  
One Keystone Plaza, Suite 300  
N. Front & Market Sts  
Harrisburg, PA 17101



## Account Statement

For the Month Ending **November 30, 2014**

### Consolidated Summary Statement

SAN BERNARDINO COUNTY

#### Portfolio Summary

Portfolio Holdings	Cash Dividends and Income	Closing Market Value
PFM Managed Account	2,841,948.71	4,175,171,406.64
Cash Balance	0.00	192,456,110.13
<b>Total</b>	<b>\$2,841,948.71</b>	<b>\$4,367,627,516.77</b>

#### Investment Allocation

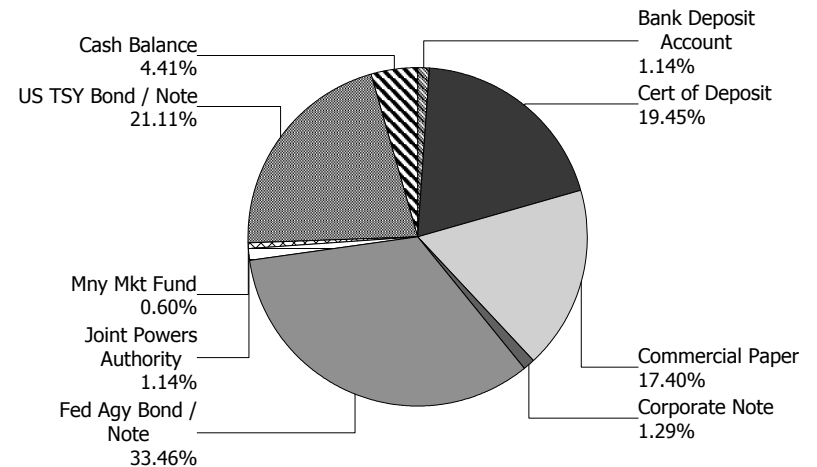
Investment Type	Closing Market Value	Percent
Bank Deposit Account	50,000,000.00	1.14
Certificate of Deposit	849,611,477.50	19.45
Commercial Paper	759,912,005.00	17.40
Corporate Note	56,289,324.20	1.29
Federal Agency Bond / Note	1,461,294,939.94	33.46
Joint Powers Authority	50,000,000.00	1.14
Money Market Fund	26,000,000.00	0.60
U.S. Treasury Bond / Note	922,063,660.00	21.11
Cash Balance	192,456,110.13	4.41
<b>Total</b>	<b>\$4,367,627,516.77</b>	<b>100.00%</b>

#### Maturity Distribution (Fixed Income Holdings)

Portfolio Holdings	Closing Market Value	Percent
Under 30 days	1,223,456,854.63	28.01
31 to 60 days	175,004,807.50	4.01
61 to 90 days	229,975,479.00	5.27
91 to 180 days	250,032,705.50	5.72
181 days to 1 year	639,668,259.47	14.65
1 to 2 years	993,615,793.73	22.75
2 to 3 years	764,542,770.81	17.50
3 to 4 years	91,330,846.13	2.09
4 to 5 years	0.00	0.00
Over 5 years	0.00	0.00
<b>Total</b>	<b>\$4,367,627,516.77</b>	<b>100.00%</b>

**Weighted Average Days to Maturity 362**

#### Sector Allocation





# Managed Account Summary Statement

For the Month Ending **November 30, 2014**

**SAN BERNARDINO COUNTY - 76990800**

### Transaction Summary - Managed Account

<b>Opening Market Value</b>	<b>\$3,958,150,807.16</b>
Maturities/Calls	(3,972,000,000.00)
Principal Dispositions	0.00
Principal Acquisitions	4,162,618,912.19
Unsettled Trades	24,987,361.11
Change in Current Value	1,414,326.18
<b>Closing Market Value</b>	<b>\$4,175,171,406.64</b>

### Cash Transactions Summary - Managed Account

Maturities/Calls	3,972,067,677.15
Sale Proceeds	0.00
Coupon/Interest/Dividend Income	2,859,126.83
Principal Payments	0.00
Security Purchases	(4,162,735,856.63)
Net Cash Contribution	187,809,052.65
Reconciling Transactions	0.00

### Earnings Reconciliation (Cash Basis) - Managed Account

Interest/Dividends/Coupons Received	2,926,803.98
Less Purchased Interest Related to Interest/Coupons	(116,944.44)
Plus Net Realized Gains/Losses	32,089.17
<b>Total Cash Basis Earnings</b>	<b>\$2,841,948.71</b>

### Cash Balance

<b>Closing Cash Balance</b>	<b>\$0.00</b>
-----------------------------	---------------

### Earnings Reconciliation (Accrual Basis)

	<b>Total</b>
Ending Amortized Value of Securities	4,169,008,802.06
Ending Accrued Interest	5,631,860.23
Plus Proceeds from Sales	0.00
Plus Proceeds of Maturities/Calls/Principal Payments	3,972,067,677.15
Plus Coupons/Dividends Received	2,859,126.83
Less Cost of New Purchases	(4,187,723,217.74)
Less Beginning Amortized Value of Securities	(3,953,882,011.08)
Less Beginning Accrued Interest	(6,430,998.03)
<b>Total Accrual Basis Earnings</b>	<b>\$1,531,239.42</b>



## Portfolio Summary and Statistics

For the Month Ending **November 30, 2014**

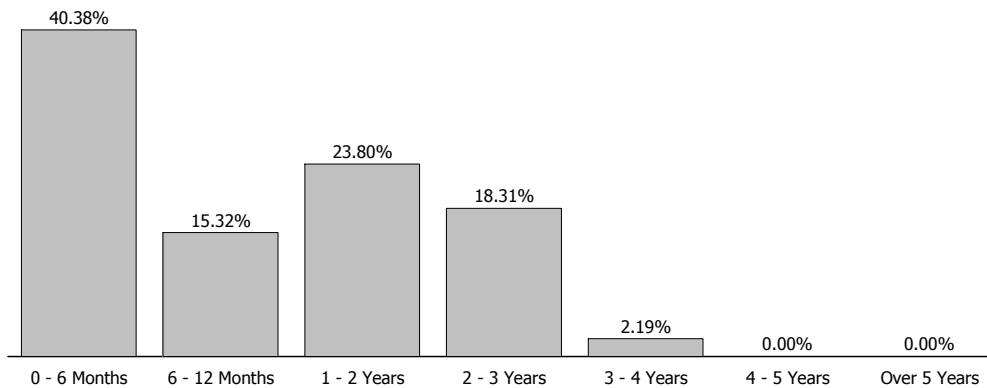
**SAN BERNARDINO COUNTY - 76990800**

### Account Summary

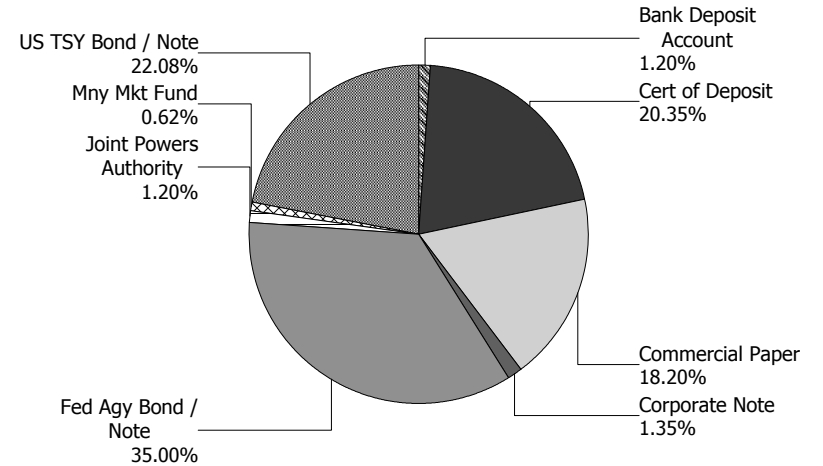
Description	Par Value	Market Value	Percent
U.S. Treasury Bond / Note	915,000,000.00	922,063,660.00	22.08
Money Market Fund	26,000,000.00	26,000,000.00	0.62
Joint Powers Authority	50,000,000.00	50,000,000.00	1.20
Federal Agency Bond / Note	1,452,570,000.00	1,461,294,939.94	35.00
Corporate Note	56,040,000.00	56,289,324.20	1.35
Commercial Paper	760,000,000.00	759,912,005.00	18.20
Certificate of Deposit	850,000,000.00	849,611,477.50	20.35
Bank Deposit Account	50,000,000.00	50,000,000.00	1.20
<b>Managed Account Sub-Total</b>	<b>4,159,610,000.00</b>	<b>4,175,171,406.64</b>	<b>100.00%</b>
Accrued Interest		5,631,860.23	
<b>Total Portfolio</b>	<b>4,159,610,000.00</b>	<b>4,180,803,266.87</b>	

**Unsettled Trades** **25,000,000.00** **24,988,175.00**

### Maturity Distribution



### Sector Allocation



### Characteristics

Yield to Maturity at Cost	0.44%
Yield to Maturity at Market	0.34%
Duration to Worst	1.02
Weighted Average Days to Maturity	378



## Managed Account Issuer Summary

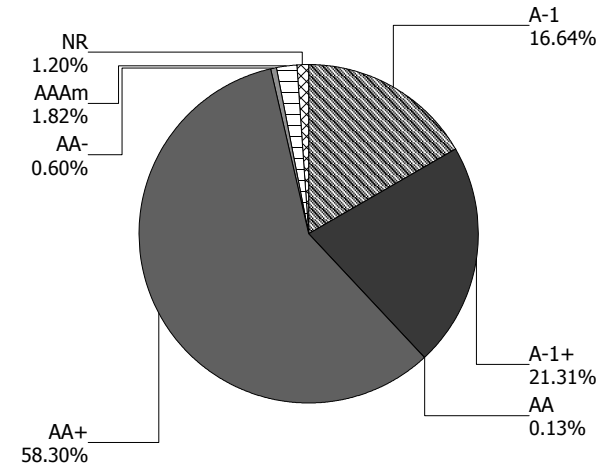
For the Month Ending **November 30, 2014**

**SAN BERNARDINO COUNTY - 76990800**

### Issuer Summary

Issuer	Market Value of Holdings	Percent
BANK OF MONTREAL	49,998,112.00	1.20
BANK OF NOVA SCOTIA	124,929,678.50	2.99
BPCE GROUP	84,999,315.00	2.04
CAMP	50,000,000.00	1.20
CREDIT AGRICOLE SA	74,999,700.00	1.80
FANNIE MAE	562,902,328.08	13.48
FEDERAL FARM CREDIT BANKS	224,959,288.05	5.39
FEDERAL HOME LOAN BANKS	221,696,973.81	5.31
FEDERATED INVESTORS INC	11,000,000.00	0.26
FIDELITY INSTITUTIONAL FUND	15,000,000.00	0.36
FREDDIE MAC	451,736,350.00	10.82
GENERAL ELECTRIC CO	50,689,443.73	1.21
JP MORGAN CHASE & CO	179,945,180.00	4.31
MITSUBISHI UFJ FINANCIAL GROUP INC	179,988,987.50	4.31
NORDEA BANK AB	75,000,762.50	1.80
ROYAL BANK OF CANADA	24,992,501.75	0.60
STONECASTLE FICA	50,000,000.00	1.20
SVENSKA HANDELSBANKEN	99,996,909.00	2.40
TORONTO-DOMINION BANK	149,772,642.50	3.59
TOYOTA MOTOR CORP	74,980,100.00	1.80
UNITED STATES TREASURY	922,063,660.00	22.07
US BANCORP	190,000,000.00	4.55
WAL-MART STORES INC	5,599,880.47	0.13
WELLS FARGO & COMPANY	124,986,698.00	2.99
WESTPAC BANKING CORP NY	174,932,895.75	4.19
<b>Total</b>	<b>\$4,175,171,406.64</b>	<b>100.00%</b>

### Credit Quality (S&P Ratings)





## Managed Account Detail of Securities Held

For the Month Ending **November 30, 2014**

### SAN BERNARDINO COUNTY - 76990800

Security Type/Description Dated Date/Coupon/Maturity	CUSIP	Par	S&P Rating	Moody's Rating	Trade Date	Settle Date	Original Cost	YTM at Cost	Accrued Interest	Amortized Cost	Market Value
<b>U.S. Treasury Bond / Note</b>											
US TREASURY NOTES DTD 02/15/2012 0.250% 02/15/2015	912828SE1	25,000,000.00	AA+	Aaa	11/25/13	11/26/13	25,018,554.69	0.19	18,342.39	25,003,143.50	25,009,775.00
US TREASURY NOTES DTD 03/15/2012 0.375% 03/15/2015	912828SK7	25,000,000.00	AA+	Aaa	11/25/13	11/26/13	25,057,617.19	0.20	19,941.30	25,012,733.50	25,021,475.00
US TREASURY NOTES DTD 06/15/2012 0.375% 06/15/2015	912828SZ4	50,000,000.00	AA+	Aaa	12/02/13	12/03/13	50,115,234.38	0.22	86,577.87	50,040,510.50	50,085,950.00
US TREASURY NOTES DTD 08/15/2012 0.250% 08/15/2015	912828TK6	50,000,000.00	AA+	Aaa	08/17/12	08/20/12	49,759,765.63	0.41	36,684.78	49,942,909.00	50,050,800.00
US TREASURY NOTES DTD 10/15/2012 0.250% 10/15/2015	912828TT7	25,000,000.00	AA+	Aaa	10/18/12	10/19/12	24,884,765.63	0.41	8,070.05	24,966,285.25	25,027,350.00
US TREASURY NOTES DTD 12/31/2010 2.125% 12/31/2015	912828PM6	25,000,000.00	AA+	Aaa	08/28/13	08/29/13	25,943,359.38	0.50	222,316.58	25,437,942.75	25,519,525.00
US TREASURY NOTES DTD 01/31/2011 2.000% 01/31/2016	912828PS3	25,000,000.00	AA+	Aaa	10/23/12	10/24/12	26,249,023.44	0.46	167,119.57	25,447,535.50	25,521,475.00
US TREASURY NOTES DTD 02/15/2013 0.375% 02/15/2016	912828UM0	25,000,000.00	AA+	Aaa	12/18/13	12/19/13	24,997,070.31	0.38	27,513.59	24,998,364.50	25,050,775.00
US TREASURY NOTES DTD 02/15/2013 0.375% 02/15/2016	912828UM0	50,000,000.00	AA+	Aaa	01/03/14	01/06/14	49,951,171.88	0.42	55,027.17	49,972,022.00	50,101,550.00
US TREASURY NOTES DTD 03/31/2011 2.250% 03/31/2016	912828OA1	25,000,000.00	AA+	Aaa	03/07/14	03/10/14	25,942,382.81	0.41	95,810.44	25,609,833.75	25,666,025.00
US TREASURY NOTES DTD 05/15/2013 0.250% 05/15/2016	912828VC1	25,000,000.00	AA+	Aaa	03/19/14	03/20/14	24,867,187.50	0.50	2,762.43	24,910,119.25	25,000,000.00
US TREASURY NOTES DTD 05/31/2011 1.750% 05/31/2016	912828OP8	25,000,000.00	AA+	Aaa	05/01/14	05/02/14	25,677,734.38	0.44	1,201.92	25,488,577.75	25,552,725.00
US TREASURY NOTES DTD 06/17/2013 0.500% 06/15/2016	912828VG2	25,000,000.00	AA+	Aaa	03/26/14	03/27/14	24,973,632.81	0.55	57,718.58	24,981,709.25	25,085,950.00
US TREASURY NOTES DTD 08/01/2011 1.500% 07/31/2016	912828OX1	25,000,000.00	AA+	Aaa	10/17/12	10/18/12	25,887,695.31	0.55	125,339.67	25,392,907.00	25,478,525.00



## Managed Account Detail of Securities Held

For the Month Ending **November 30, 2014**

### SAN BERNARDINO COUNTY - 76990800

Security Type/Description Dated Date/Coupon/Maturity	CUSIP	Par	S&P Rating	Moody's Rating	Trade Date	Settle Date	Original Cost	YTM at Cost	Accrued Interest	Amortized Cost	Market Value
<b>U.S. Treasury Bond / Note</b>											
US TREASURY NOTES DTD 08/01/2011 1.500% 07/31/2016	912828QX1	25,000,000.00	AA+	Aaa	12/26/13	12/27/13	25,558,593.75	0.63	125,339.67	25,359,592.75	25,478,525.00
US TREASURY NOTES DTD 10/31/2011 1.000% 10/31/2016	912828RM4	25,000,000.00	AA+	Aaa	07/24/14	07/25/14	25,192,382.81	0.66	21,408.84	25,162,728.00	25,265,625.00
US TREASURY NOTES DTD 10/31/2011 1.000% 10/31/2016	912828RM4	25,000,000.00	AA+	Aaa	07/29/14	07/30/14	25,183,593.75	0.67	21,408.84	25,156,229.75	25,265,625.00
US TREASURY NOTES DTD 11/15/2006 4.625% 11/15/2016	912828FY1	25,000,000.00	AA+	Aaa	12/13/13	12/16/13	27,856,445.31	0.66	51,104.97	26,923,005.25	27,019,525.00
US TREASURY NOTES DTD 01/03/2012 0.875% 12/31/2016	912828RX0	50,000,000.00	AA+	Aaa	02/07/12	02/08/12	50,214,843.75	0.79	183,084.24	50,092,432.00	50,351,550.00
US TREASURY NOTES DTD 01/03/2012 0.875% 12/31/2016	912828RX0	50,000,000.00	AA+	Aaa	02/08/12	02/09/12	50,203,125.00	0.79	183,084.24	50,087,446.50	50,351,550.00
US TREASURY NOTES DTD 01/31/2012 0.875% 01/31/2017	912828SC5	50,000,000.00	AA+	Aaa	12/06/13	12/09/13	50,257,812.50	0.71	146,229.62	50,178,247.00	50,320,300.00
US TREASURY NOTES DTD 02/29/2012 0.875% 02/28/2017	912828SJ0	25,000,000.00	AA+	Aaa	01/08/14	01/09/14	24,947,265.63	0.94	55,593.92	24,962,143.50	25,156,250.00
US TREASURY NOTES DTD 02/29/2012 0.875% 02/28/2017	912828SJ0	25,000,000.00	AA+	Aaa	03/26/14	03/27/14	24,989,257.81	0.89	55,593.92	24,991,756.00	25,156,250.00
US TREASURY NOTES DTD 03/31/2012 1.000% 03/31/2017	912828SM3	25,000,000.00	AA+	Aaa	03/31/14	04/01/14	25,060,546.88	0.92	42,582.42	25,047,200.50	25,199,225.00
US TREASURY NOTES DTD 05/31/2012 0.625% 05/31/2017	912828SY7	15,000,000.00	AA+	Aaa	05/07/14	05/08/14	14,866,992.19	0.92	257.55	14,891,295.30	14,960,160.00
US TREASURY NOTES DTD 07/02/2012 0.750% 06/30/2017	912828TB6	25,000,000.00	AA+	Aaa	04/02/14	04/03/14	24,731,445.31	1.09	78,464.67	24,785,530.25	24,990,225.00
US TREASURY NOTES DTD 07/02/2012 0.750% 06/30/2017	912828TB6	25,000,000.00	AA+	Aaa	04/29/14	04/30/14	24,797,851.56	1.01	78,464.67	24,834,869.50	24,990,225.00
US TREASURY NOTES DTD 07/31/2012 0.500% 07/31/2017	912828TG5	25,000,000.00	AA+	Aaa	04/04/14	04/07/14	24,524,414.06	1.09	41,779.89	24,616,596.75	24,808,600.00





**Managed Account Detail of Securities Held**

For the Month Ending **November 30, 2014**

**SAN BERNARDINO COUNTY - 76990800**

<b>Security Type/Description Dated Date/Coupon/Maturity</b>	<b>CUSIP</b>	<b>Par</b>	<b>S&amp;P Rating</b>	<b>Moody's Rating</b>	<b>Trade Date</b>	<b>Settle Date</b>	<b>Original Cost</b>	<b>YTM at Cost</b>	<b>Accrued Interest</b>	<b>Amortized Cost</b>	<b>Market Value</b>
<b>U.S. Treasury Bond / Note</b>											
US TREASURY NOTES DTD 07/31/2012 0.500% 07/31/2017	912828TG5	25,000,000.00	AA+	Aaa	05/02/14	05/05/14	24,557,617.19	1.06	41,779.89	24,635,035.00	24,808,600.00
US TREASURY NOTES DTD 08/31/2012 0.625% 08/31/2017	912828TM2	25,000,000.00	AA+	Aaa	06/10/14	06/11/14	24,675,781.25	1.04	39,709.94	24,722,932.00	24,863,275.00
US TREASURY NOTES DTD 10/31/2012 0.750% 10/31/2017	912828TW0	25,000,000.00	AA+	Aaa	07/30/14	07/31/14	24,644,531.25	1.20	16,056.63	24,680,692.00	24,906,250.00
<b>Security Type Sub-Total</b>		<b>915,000,000.00</b>					<b>921,587,695.34</b>	<b>0.65</b>	<b>2,106,370.26</b>	<b>918,332,325.55</b>	<b>922,063,660.00</b>
<b>Money Market Fund</b>											
FEDERATED GOVT OBLIGATIONS FUND	60934N104	11,000,000.00	AAAm	Aaa	06/30/14	06/30/14	11,000,000.00	0.01	0.00	11,000,000.00	11,000,000.00
FIDELITY GOV'T MM FUND 57	316175108	15,000,000.00	AAAm	Aaa	06/30/14	06/30/14	15,000,000.00	0.01	0.00	15,000,000.00	15,000,000.00
<b>Security Type Sub-Total</b>		<b>26,000,000.00</b>					<b>26,000,000.00</b>	<b>0.01</b>	<b>0.00</b>	<b>26,000,000.00</b>	<b>26,000,000.00</b>
<b>Joint Powers Authority</b>											
CALIFORNIA ASSET MANAGEMENT PROGRAM	CAMPFM025	50,000,000.00	AAAm	NR	09/30/14	09/30/14	50,000,000.00	0.05	0.00	50,000,000.00	50,000,000.00
<b>Security Type Sub-Total</b>		<b>50,000,000.00</b>					<b>50,000,000.00</b>	<b>0.05</b>	<b>0.00</b>	<b>50,000,000.00</b>	<b>50,000,000.00</b>
<b>Federal Agency Bond / Note</b>											
FHLMC NOTES DTD 12/03/2012 0.320% 12/03/2014	3134G32E9	25,000,000.00	AA+	Aaa	11/30/12	12/03/12	25,000,000.00	0.32	39,555.56	25,000,000.00	25,000,375.00
FHLMC NOTES DTD 12/03/2012 0.320% 12/03/2014	3134G32E9	50,000,000.00	AA+	Aaa	11/29/12	12/03/12	50,000,000.00	0.32	79,111.11	50,000,000.00	50,000,750.00
FHLMC NOTES DTD 08/27/2012 0.350% 12/05/2014	3134G3H78	25,000,000.00	AA+	Aaa	09/25/12	09/26/12	24,991,250.00	0.37	42,777.78	24,999,955.50	25,000,800.00
FHLMC NOTES DTD 08/27/2012 0.350% 12/05/2014	3134G3H78	50,000,000.00	AA+	Aaa	09/25/12	09/26/12	49,980,500.00	0.37	85,555.56	49,999,901.00	50,001,600.00



**Managed Account Detail of Securities Held**

For the Month Ending **November 30, 2014**

**SAN BERNARDINO COUNTY - 76990800**

<b>Security Type/Description Dated Date/Coupon/Maturity</b>	<b>CUSIP</b>	<b>Par</b>	<b>S&amp;P Rating</b>	<b>Moody's Rating</b>	<b>Trade Date</b>	<b>Settle Date</b>	<b>Original Cost</b>	<b>YTM at Cost</b>	<b>Accrued Interest</b>	<b>Amortized Cost</b>	<b>Market Value</b>
<b>Federal Agency Bond / Note</b>											
FHLMC NOTES DTD 12/16/2011 0.625% 12/29/2014	3137EADA4	25,000,000.00	AA+	Aaa	02/03/12	02/06/12	25,130,000.00	0.44	65,972.22	25,003,509.00	25,009,725.00
FFCB NOTES DTD 05/01/2012 0.500% 05/01/2015	3133EANJ3	25,000,000.00	AA+	Aaa	05/01/12	05/02/12	24,964,275.00	0.55	10,416.67	24,994,999.75	25,035,200.00
FANNIE MAE GLOBAL NOTES DTD 05/21/2012 0.500% 07/02/2015	3135G0LN1	25,000,000.00	AA+	Aaa	06/10/13	06/11/13	25,048,000.00	0.41	51,736.11	25,013,709.00	25,052,700.00
FHLMC NOTES (EX-CALLABLE) DTD 03/18/2013 0.420% 09/18/2015	3134G36F2	25,000,000.00	AA+	Aaa	09/04/13	09/05/13	24,937,500.00	0.54	21,291.67	24,975,453.25	25,042,400.00
FHLMC NOTES (EX-CALLABLE) DTD 09/25/2012 0.500% 09/25/2015	3134G3L24	15,000,000.00	AA+	Aaa	09/12/12	09/25/12	15,000,000.00	0.50	13,750.00	15,000,000.00	15,040,755.00
FHLMC NOTES (EX-CALLABLE) DTD 09/25/2012 0.500% 09/25/2015	3134G3L24	15,000,000.00	AA+	Aaa	09/12/12	09/25/12	15,000,000.00	0.50	13,750.00	15,000,000.00	15,040,755.00
FHLMC NOTES (EX-CALLABLE) DTD 09/25/2012 0.500% 09/25/2015	3134G3L24	20,000,000.00	AA+	Aaa	09/12/12	09/25/12	20,000,000.00	0.50	18,333.33	20,000,000.00	20,054,340.00
FNMA NOTES (EX-CALLABLE) DTD 10/15/2010 1.875% 10/15/2015	31398A4K5	10,000,000.00	AA+	Aaa	06/26/13	06/27/13	10,287,300.00	0.61	23,958.33	10,109,424.60	10,145,620.00
FNMA NOTES DTD 09/27/2010 1.625% 10/26/2015	31398A4M1	25,000,000.00	AA+	Aaa	05/30/13	05/31/13	25,721,750.00	0.42	39,496.53	25,272,011.50	25,314,225.00
FFCB NOTES AGENCY DTD 02/05/2014 0.310% 11/05/2015	3133EDET5	50,000,000.00	AA+	Aaa	01/29/14	02/05/14	49,990,000.00	0.32	11,194.44	49,994,683.50	50,083,350.00
FHLMC NOTES DTD 11/06/2012 0.450% 11/24/2015	3134G3W55	25,000,000.00	AA+	Aaa	06/26/13	06/27/13	24,922,500.00	0.58	2,187.50	24,968,321.25	25,041,150.00
FHLB NOTES DTD 11/05/2010 1.375% 12/11/2015	313371NW2	25,000,000.00	AA+	Aaa	03/08/13	03/11/13	25,625,000.00	0.46	162,326.39	25,234,520.25	25,290,625.00
FHLB NOTES DTD 09/19/2014 0.300% 12/18/2015	3130A32K9	25,000,000.00	AA+	Aaa	11/06/14	11/07/14	25,015,332.50	0.24	15,000.00	25,014,416.50	25,016,650.00
FANNIE MAE GLOBAL NOTES DTD 01/18/2011 2.250% 03/15/2016	3135G0AL7	50,000,000.00	AA+	Aaa	02/10/12	02/13/12	52,881,500.00	0.81	237,500.00	50,918,528.00	51,233,850.00



**Managed Account Detail of Securities Held**

For the Month Ending **November 30, 2014**

**SAN BERNARDINO COUNTY - 76990800**

<b>Security Type/Description Dated Date/Coupon/Maturity</b>	<b>CUSIP</b>	<b>Par</b>	<b>S&amp;P Rating</b>	<b>Moody's Rating</b>	<b>Trade Date</b>	<b>Settle Date</b>	<b>Original Cost</b>	<b>YTM at Cost</b>	<b>Accrued Interest</b>	<b>Amortized Cost</b>	<b>Market Value</b>
<b>Federal Agency Bond / Note</b>											
FANNIE MAE GLOBAL NOTES DTD 01/18/2011 2.250% 03/15/2016	3135G0AL7	50,000,000.00	AA+	Aaa	02/10/12	02/13/12	52,881,500.00	0.81	237,500.00	50,918,528.00	51,233,850.00
FANNIE MAE GLOBAL NOTES DTD 02/15/2013 0.500% 03/30/2016	3135G0VA8	40,000,000.00	AA+	Aaa	02/14/13	02/15/13	39,954,400.00	0.54	33,888.89	39,980,482.40	40,121,960.00
FFCB NOTES AGENCY DTD 11/25/2014 0.375% 05/25/2016	3133EECW8	25,000,000.00	AA+	Aaa	11/18/14	11/25/14	25,000,000.00	0.38	1,562.50	25,000,000.00	25,025,025.00
FFCB NOTES AGENCY DTD 11/25/2014 0.375% 05/25/2016	3133EECW8	25,000,000.00	AA+	Aaa	11/18/14	11/25/14	25,000,000.00	0.38	1,562.50	25,000,000.00	25,025,025.00
FHLMC NOTES DTD 04/08/2011 2.500% 05/27/2016	3137EACT4	50,000,000.00	AA+	Aaa	01/04/13	01/07/13	53,272,500.00	0.55	13,888.89	51,445,282.00	51,612,900.00
FHLB NOTES DTD 07/22/2013 0.800% 07/22/2016	313383OU8	25,000,000.00	AA+	Aaa	07/10/13	07/22/13	24,997,500.00	0.80	71,666.67	24,998,624.75	25,155,175.00
FNMA NOTES DTD 07/19/2013 0.625% 08/26/2016	3135G0YE7	50,000,000.00	AA+	Aaa	07/17/13	07/19/13	49,839,500.00	0.73	82,465.28	49,909,733.50	50,098,750.00
FHLB NOTES DTD 08/26/2010 2.000% 09/09/2016	313370TW8	25,000,000.00	AA+	Aaa	11/25/14	11/26/14	25,657,000.00	0.52	113,888.89	25,651,914.25	25,642,200.00
FNMA NOTES AGENCY (EX-CALLABLE) DTD 03/26/2013 0.625% 09/26/2016	3135G0VX8	25,000,000.00	AA+	Aaa	09/05/13	09/06/13	24,570,000.00	1.20	28,211.81	24,742,125.75	25,001,325.00
FHLB NOTES DTD 08/07/2014 0.500% 09/28/2016	3130A2T97	15,000,000.00	AA+	Aaa	08/06/14	08/07/14	14,966,250.00	0.61	13,125.00	14,971,205.70	14,999,490.00
FHLMC NOTES DTD 08/16/2013 0.875% 10/14/2016	3137EADS5	25,000,000.00	AA+	Aaa	08/14/13	08/16/13	24,996,250.00	0.88	28,559.03	24,997,738.75	25,139,600.00
FFCB NOTES DTD 10/14/2014 0.600% 10/14/2016	3133EDX98	25,000,000.00	AA+	Aaa	10/03/14	10/14/14	24,975,000.00	0.65	19,583.33	24,976,624.00	25,018,375.00
FHLMC NOTES DTD 08/16/2013 0.875% 10/14/2016	3137EADS5	25,000,000.00	AA+	Aaa	10/03/14	10/06/14	25,111,500.00	0.65	28,559.03	25,103,125.75	25,139,600.00
FANNIE MAE NOTES DTD 10/20/2011 1.375% 11/15/2016	3135G0ES8	25,000,000.00	AA+	Aaa	05/10/13	05/13/13	25,707,250.00	0.56	15,277.78	25,396,231.75	25,388,700.00



**Managed Account Detail of Securities Held**

For the Month Ending **November 30, 2014**

**SAN BERNARDINO COUNTY - 76990800**

<b>Security Type/Description Dated Date/Coupon/Maturity</b>	<b>CUSIP</b>	<b>Par</b>	<b>S&amp;P Rating</b>	<b>Moody's Rating</b>	<b>Trade Date</b>	<b>Settle Date</b>	<b>Original Cost</b>	<b>YTM at Cost</b>	<b>Accrued Interest</b>	<b>Amortized Cost</b>	<b>Market Value</b>
<b>Federal Agency Bond / Note</b>											
FANNIE MAE NOTES DTD 10/20/2011 1.375% 11/15/2016	3135G0ES8	25,000,000.00	AA+	Aaa	05/31/13	06/03/13	25,563,500.00	0.71	15,277.78	25,321,107.75	25,388,700.00
FANNIE MAE NOTES DTD 10/20/2011 1.375% 11/15/2016	3135G0ES8	25,000,000.00	AA+	Aaa	11/12/13	11/13/13	25,493,750.00	0.71	15,277.78	25,322,441.00	25,388,700.00
FHLB NOTES (CALLABLE) DTD 06/19/2013 0.750% 12/19/2016	313383G62	20,690,000.00	AA+	Aaa	06/20/13	06/21/13	20,512,686.70	1.00	69,828.75	20,585,238.25	20,659,978.81
FHLB NOTES DTD 11/15/2013 0.625% 12/28/2016	3130A0C65	20,000,000.00	AA+	Aaa	11/14/13	11/15/13	19,942,800.00	0.72	53,125.00	19,961,797.80	20,022,400.00
FANNIE MAE GLOBAL NOTES DTD 01/09/2012 1.250% 01/30/2017	3135G0GY3	50,000,000.00	AA+	Aaa	10/16/14	10/17/14	50,746,000.00	0.59	210,069.44	50,706,394.00	50,717,900.00
FANNIE MAE GLOBAL NOTES DTD 01/09/2012 1.250% 01/30/2017	3135G0GY3	50,000,000.00	AA+	Aaa	10/27/14	10/28/14	50,713,000.00	0.61	210,069.44	50,684,238.50	50,717,900.00
FHLMC NOTES DTD 01/21/2014 0.875% 02/22/2017	3137EADT3	25,000,000.00	AA+	Aaa	01/17/14	01/21/14	24,959,750.00	0.93	60,156.25	24,970,843.00	25,088,800.00
FFCB (FLOATING) NOTES DTD 02/27/2014 0.211% 02/27/2017	3133EDFW7	30,000,000.00	AA+	Aaa	02/21/14	02/27/14	30,000,000.00	0.21	704.17	30,000,000.00	30,036,780.00
FFCB (FLOATING) NOTES DTD 04/17/2014 0.205% 04/17/2017	3133EDJX1	25,000,000.00	AA+	Aaa	04/11/14	04/17/14	25,000,000.00	0.21	1,990.14	25,000,000.00	25,008,600.00
FANNIE MAE GLOBAL NOTES DTD 07/20/2012 0.875% 08/28/2017	3135G0MZ3	50,000,000.00	AA+	Aaa	09/18/12	09/19/12	50,046,000.00	0.86	113,020.83	50,025,785.00	50,011,400.00
FNMA NOTES DTD 08/25/2014 1.000% 09/27/2017	3135G0ZL0	10,000,000.00	AA+	Aaa	08/21/14	08/25/14	9,964,300.00	1.12	17,777.78	9,967,318.80	10,008,960.00
FHLB NOTES DTD 09/03/2014 1.100% 09/29/2017	3130A2XL5	15,000,000.00	AA+	Aaa	09/04/14	09/05/14	14,974,950.00	1.16	28,416.67	14,976,847.65	15,013,755.00
FHLB NOTES DTD 09/03/2014 1.100% 09/29/2017	3130A2XL5	25,000,000.00	AA+	Aaa	09/04/14	09/05/14	24,962,000.00	1.15	47,361.11	24,964,875.50	25,022,925.00
FHLB NOTES (CALLABLE) BONDS DTD 11/09/2012 1.000% 11/09/2017	3133813R4	25,000,000.00	AA+	Aaa	12/18/12	12/19/12	24,985,000.00	1.01	15,277.78	24,990,927.75	24,873,775.00



## Managed Account Detail of Securities Held

For the Month Ending **November 30, 2014**

### SAN BERNARDINO COUNTY - 76990800

Security Type/Description Dated Date/Coupon/Maturity	CUSIP	Par	S&P Rating	Moody's Rating	Trade Date	Settle Date	Original Cost	YTM at Cost	Accrued Interest	Amortized Cost	Market Value
<b>Federal Agency Bond / Note</b>											
FNMA NOTES (CALLABLE) DTD 11/15/2012 1.000% 11/15/2017	3135G0RQ8	25,000,000.00	AA+	Aaa	12/12/12	12/13/12	25,032,500.00	0.97	11,111.11	25,000,000.00	24,996,675.00
FNMA NOTES (CALLABLE) DTD 12/26/2012 1.000% 12/26/2017	3135G0SJ3	22,155,000.00	AA+	Aaa	01/03/13	01/04/13	22,159,431.00	1.00	95,389.58	22,155,000.00	22,081,113.08
FHLMC NOTES DTD 11/21/2012 0.750% 01/12/2018	3137EADN6	25,000,000.00	AA+	Aaa	01/28/13	01/29/13	24,656,750.00	1.04	72,395.83	24,782,178.25	24,761,400.00
FHLMC NOTES DTD 11/21/2012 0.750% 01/12/2018	3137EADN6	25,000,000.00	AA+	Aaa	01/30/13	01/31/13	24,670,250.00	1.02	72,395.83	24,790,538.50	24,761,400.00
FFCB NOTES (CALLABLE) DTD 11/19/2013 1.810% 11/19/2018	3133EDA51	19,725,000.00	AA+	Aaa	12/02/13	12/03/13	19,724,013.75	1.81	11,900.75	19,724,251.04	19,726,933.05
<b>Security Type Sub-Total</b>		<b>1,452,570,000.00</b>					<b>1,465,530,238.95</b>	<b>0.65</b>	<b>2,745,198.82</b>	<b>1,458,520,832.49</b>	<b>1,461,294,939.94</b>
<b>Corporate Note</b>											
WAL MART STORES INC. CORP NOTES DTD 10/25/2010 1.500% 10/25/2015	931142CX9	4,055,000.00	AA	Aa2	03/12/14	03/17/14	4,126,854.60	0.39	6,082.50	4,095,333.22	4,099,418.47
GENERAL ELEC CAP CORP (FLOATING) DTD 01/08/2013 0.833% 01/08/2016	36962G6O2	25,000,000.00	AA+	A1	01/31/14	02/05/14	25,200,250.00	0.43	31,222.50	25,115,107.75	25,138,650.00
GENERAL ELEC CAP CORP (FLOAT) DTD 01/14/2014 0.460% 01/14/2016	36962G7E8	20,450,000.00	AA+	A1	03/07/14	03/11/14	20,474,335.50	0.41	12,542.67	20,464,606.41	20,479,652.50
GENERAL ELEC CAP CORP (FLOAT) DTD 02/08/2012 1.032% 02/08/2016	36962G5T7	5,035,000.00	AA+	A1	03/07/14	03/12/14	5,093,607.40	0.42	3,318.46	5,071,542.07	5,071,141.23
WAL-MART STORES INC CORP NOTES DTD 04/22/2014 1.000% 04/21/2017	931142DN0	1,500,000.00	AA	Aa2	04/15/14	04/22/14	1,499,775.00	1.01	1,666.67	1,499,820.06	1,500,462.00
<b>Security Type Sub-Total</b>		<b>56,040,000.00</b>					<b>56,394,822.50</b>	<b>0.44</b>	<b>54,832.80</b>	<b>56,246,409.51</b>	<b>56,289,324.20</b>
<b>Commercial Paper</b>											
NATIXIS US BRANCH COMM PAPER -- 0.000% 12/01/2014	63873KM12	25,000,000.00	A-1	P-1	11/20/14	11/20/14	24,999,159.72	0.11	0.00	25,000,000.00	24,999,825.00



**Managed Account Detail of Securities Held**

For the Month Ending **November 30, 2014**

**SAN BERNARDINO COUNTY - 76990800**

<b>Security Type/Description Dated Date/Coupon/Maturity</b>	<b>CUSIP</b>	<b>Par</b>	<b>S&amp;P Rating</b>	<b>Moody's Rating</b>	<b>Trade Date</b>	<b>Settle Date</b>	<b>Original Cost</b>	<b>YTM at Cost</b>	<b>Accrued Interest</b>	<b>Amortized Cost</b>	<b>Market Value</b>
<b>Commercial Paper</b>											
CREDIT AGRICOLE CIB NY COMM PAPER -- 0.000% 12/01/2014	22533UM18	25,000,000.00	A-1	P-1	11/28/14	11/28/14	24,999,812.50	0.09	0.00	25,000,000.00	24,999,900.00
BANK OF TOKYO MITS UFJ LTD COMM PAPER -- 0.000% 12/01/2014	06538CM16	30,000,000.00	A-1	P-1	10/22/14	10/23/14	29,995,125.00	0.15	0.00	30,000,000.00	29,999,760.00
NATIXIS US BRANCH COMM PAPER -- 0.000% 12/01/2014	63873KM12	30,000,000.00	A-1	P-1	11/24/14	11/24/14	29,999,358.33	0.11	0.00	30,000,000.00	29,999,790.00
US BANK NA INT BEAR CP DTD 11/28/2014 0.100% 12/01/2014	90349OOR7	40,000,000.00	A-1+	P-1	11/28/14	11/28/14	40,000,000.00	0.10	333.33	40,000,000.00	40,000,000.00
TOYOTA MOTOR CREDIT CORP COMM PAPER -- 0.000% 12/01/2014	89233HM19	50,000,000.00	A-1+	P-1	09/24/14	09/24/14	49,991,500.00	0.09	0.00	50,000,000.00	49,999,800.00
CREDIT AGRICOLE CIB NY COMM PAPER -- 0.000% 12/01/2014	22533UM18	50,000,000.00	A-1	P-1	11/28/14	11/28/14	49,999,625.00	0.09	0.00	50,000,000.00	49,999,800.00
US BANK NA INT BEAR CP DTD 11/28/2014 0.100% 12/01/2014	90349OOR7	50,000,000.00	A-1+	P-1	11/28/14	11/28/14	50,000,000.00	0.10	416.67	50,000,000.00	50,000,000.00
US BANK NA INT BEAR CP DTD 11/28/2014 0.100% 12/01/2014	90349OOR7	50,000,000.00	A-1+	P-1	11/28/14	11/28/14	50,000,000.00	0.10	416.67	50,000,000.00	50,000,000.00
US BANK NA INT BEAR CP DTD 11/28/2014 0.100% 12/01/2014	90349OOR7	50,000,000.00	A-1+	P-1	11/28/14	11/28/14	50,000,000.00	0.10	416.67	50,000,000.00	50,000,000.00
NATIXIS US BRANCH COMM PAPER -- 0.000% 12/02/2014	63873KM20	30,000,000.00	A-1	P-1	11/25/14	11/25/14	29,999,358.33	0.11	0.00	29,999,908.20	29,999,700.00
BANK OF TOKYO MITSUBISHI UFJ LTD CP -- 0.000% 12/18/2014	06538CMJ7	25,000,000.00	A-1	P-1	11/14/14	11/14/14	24,996,458.33	0.15	0.00	24,998,229.25	24,998,100.00
BANK OF TOKYO MITSUBISHI UFJ LTD CP -- 0.000% 12/18/2014	06538CMJ7	25,000,000.00	A-1	P-1	11/24/14	11/25/14	24,997,763.89	0.14	0.00	24,998,347.25	24,998,100.00
BANK OF TOKYO MITSUBISHI COMM PAPER -- 0.000% 12/19/2014	06538CMK4	50,000,000.00	A-1	P-1	11/12/14	11/14/14	49,992,708.33	0.15	0.00	49,996,250.00	49,995,900.00



## Managed Account Detail of Securities Held

For the Month Ending **November 30, 2014**

**SAN BERNARDINO COUNTY - 76990800**

Security Type/Description Dated Date/Coupon/Maturity	CUSIP	Par	S&P Rating	Moody's Rating	Trade Date	Settle Date	Original Cost	YTM at Cost	Accrued Interest	Amortized Cost	Market Value
<b>Commercial Paper</b>											
JP MORGAN SECURITIES LLC COMM PAPER -- 0.000% 12/23/2014	46640QMP3	50,000,000.00	A-1	P-1	06/24/14	06/25/14	49,942,180.56	0.23	0.00	49,992,972.00	49,993,950.00
BANK OF TOKYO MITSUBISHI LTD COMM PAPER -- 0.000% 01/02/2015	06538CN23	25,000,000.00	A-1	P-1	11/03/14	11/04/14	24,993,444.44	0.16	0.00	24,996,444.50	24,995,850.00
JP MORGAN SECURITIES LLC COMM PAPER -- 0.000% 02/02/2015	46640OP21	50,000,000.00	A-1	P-1	10/30/14	10/31/14	49,973,888.89	0.20	0.00	49,982,500.00	49,983,500.00
JP MORGAN SECURITIES LLC COMM PAPER DTD 11/05/2014 0.000% 02/04/2015	46640OP47	30,000,000.00	A-1	P-1	11/04/14	11/05/14	29,984,833.33	0.20	0.00	29,989,166.70	29,989,830.00
JP MORGAN SECURITIES LLC COMM PAPER -- 0.000% 02/18/2015	46640OPJ4	25,000,000.00	A-1	P-1	11/17/14	11/19/14	24,987,361.11	0.20	0.00	24,989,027.75	24,989,725.00
<b>JP MORGAN SECURITIES LLC COMM PAPER -- 0.000% 03/02/2015</b>	<b>46640O020</b>	<b>25,000,000.00</b>	<b>A-1</b>	<b>P-1</b>	<b>11/28/14</b>	<b>12/01/14</b>	<b>24,987,361.11</b>	<b>0.20</b>	<b>0.00</b>	<b>24,987,361.11</b>	<b>24,988,175.00</b>
TOYOTA MOTOR CREDIT CORP COMM PAPER -- 0.000% 05/01/2015	89233HS13	25,000,000.00	A-1+	P-1	10/28/14	10/29/14	24,974,444.44	0.20	0.00	24,979,027.75	24,980,300.00
<b>Security Type Sub-Total</b>		<b>760,000,000.00</b>					<b>759,814,383.31</b>	<b>0.14</b>	<b>1,583.34</b>	<b>759,909,234.51</b>	<b>759,912,005.00</b>
<b>Certificate of Deposit</b>											
WELLS FARGO BANK NA CERT DEPOS DTD 06/03/2014 0.210% 12/01/2014	94988E3V8	25,000,000.00	A-1+	P-1	06/02/14	06/03/14	25,000,000.00	0.21	26,395.83	25,000,000.00	25,000,125.00
NORDEA BANK FINLAND NY CERT DEPOS DTD 09/08/2014 0.150% 12/01/2014	65558E3P1	25,000,000.00	A-1+	P-1	09/05/14	09/08/14	25,000,000.00	0.15	8,750.00	25,000,000.00	25,000,042.50
WESTPAC BANKING CORP NY CERT DEPOS DTD 12/13/2013 0.270% 12/12/2014	96121TUR7	25,000,000.00	A-1+	P-1	12/13/13	12/16/13	25,000,000.00	0.27	66,187.50	25,000,000.00	25,002,295.00
WESTPAC BANKING CORP NY CERT DEPOS DTD 12/13/2013 0.270% 12/12/2014	96121TUR7	25,000,000.00	A-1+	P-1	12/19/13	12/20/13	25,000,000.00	0.27	66,187.50	25,000,000.00	25,002,295.00



**Managed Account Detail of Securities Held**

For the Month Ending **November 30, 2014**

**SAN BERNARDINO COUNTY - 76990800**

<b>Security Type/Description Dated Date/Coupon/Maturity</b>	<b>CUSIP</b>	<b>Par</b>	<b>S&amp;P Rating</b>	<b>Moody's Rating</b>	<b>Trade Date</b>	<b>Settle Date</b>	<b>Original Cost</b>	<b>YTM at Cost</b>	<b>Accrued Interest</b>	<b>Amortized Cost</b>	<b>Market Value</b>
<b>Certificate of Deposit</b>											
BANK OF MONTREAL CHICAGO CERT DEPOS DTD 11/04/2014 0.100% 12/18/2014	06366CGR3	50,000,000.00	A-1	P-1	11/03/14	11/04/14	50,000,000.00	0.10	3,750.00	50,000,000.00	49,998,112.00
BANK OF NOVA SCOTIA HOUSTON LT CD DTD 12/27/2013 0.290% 01/02/2015	06417HCQ7	25,000,000.00	A-1	P-1	12/27/13	12/27/13	25,000,000.00	0.29	67,263.89	25,000,000.00	25,005,325.00
BK TOKYO-MITSUBISHI UFL CERT DEPOS DTD 10/08/2014 0.180% 01/02/2015	06538HT75	25,000,000.00	A-1	P-1	10/07/14	10/08/14	25,000,000.00	0.18	6,750.00	25,000,000.00	25,001,277.50
NORDEA BANK FINLAND NY CERT DEPOS DTD 09/30/2014 0.160% 01/02/2015	65558E4Q8	50,000,000.00	A-1+	P-1	09/29/14	09/30/14	50,000,000.00	0.16	13,777.78	50,000,000.00	50,000,720.00
SVENSKA HANDELSBANKEN NY CERT DEPOS DTD 10/02/2014 0.170% 01/02/2015	86958DHU9	50,000,000.00	A-1+	P-1	10/01/14	10/02/14	50,000,000.00	0.17	14,166.67	50,000,000.00	50,001,635.00
TORONTO DOMINION BANK NY CERT DEPOS DTD 01/29/2014 0.300% 02/02/2015	89112TK60	25,000,000.00	A-1+	P-1	01/28/14	01/29/14	25,000,000.00	0.29	63,750.00	25,000,000.00	25,004,427.50
WELLS FARGO BANK NA CERT DEPOS DTD 08/06/2014 0.210% 02/02/2015	94988E6B9	25,000,000.00	A-1+	P-1	08/06/14	08/06/14	25,000,000.00	0.21	17,062.50	25,000,000.00	25,002,947.50
SVENSKA HANDELSBANKEN NY CERT DEPOS DTD 11/25/2014 0.150% 02/02/2015	86958DLA8	50,000,000.00	A-1+	P-1	11/24/14	11/25/14	50,000,000.00	0.15	1,250.00	50,000,000.00	49,995,274.00
WELLS FARGO BANK NA CERT DEPOS DTD 08/27/2014 0.220% 03/03/2015	94988E6Z6	25,000,000.00	A-1+	P-1	08/27/14	08/27/14	25,000,000.00	0.02	14,666.67	25,000,000.00	24,999,818.50
WESTPAC BANKING CORP NY CERT DEPOS DTD 03/25/2014 0.290% 03/19/2015	96121TVO8	50,000,000.00	A-1+	P-1	03/24/14	03/25/14	50,000,000.00	0.29	101,097.22	50,000,000.00	50,017,355.00
BANK OF NOVA SCOTIA HOUSTON CERT DEPOS DTD 03/31/2014 0.280% 04/01/2015	06417HHV1	25,000,000.00	A-1	P-1	03/31/14	03/31/14	25,000,000.00	0.14	47,638.89	25,000,000.00	25,006,575.00
WELLS FARGO BANK NA CERT DEPOS DTD 10/08/2014 0.230% 05/01/2015	94988EAK4	25,000,000.00	A-1+	P-1	10/07/14	10/08/14	25,000,000.00	0.05	8,625.00	25,000,000.00	24,993,655.50
WELLS FARGO BANK NA CERT DEPOS DTD 11/19/2014 0.230% 05/19/2015	94988EB72	25,000,000.00	A-1+	P-1	11/19/14	11/19/14	25,000,000.00	0.23	1,916.67	25,000,000.00	24,990,151.50





## Managed Account Detail of Securities Held

For the Month Ending **November 30, 2014**

### SAN BERNARDINO COUNTY - 76990800

Security Type/Description Dated Date/Coupon/Maturity	CUSIP	Par	S&P Rating	Moody's Rating	Trade Date	Settle Date	Original Cost	YTM at Cost	Accrued Interest	Amortized Cost	Market Value
<b>Certificate of Deposit</b>											
BANK OF NOVA SCOTIA HOUSTON CERT DEPOS DTD 06/30/2014 0.280% 07/01/2015	06417HPC4	25,000,000.00	A-1	P-1	06/26/14	06/30/14	25,000,000.00	0.28	29,944.44	25,000,000.00	24,961,861.75
TORONTO DOMINION BANK NY CERT DEPOS DTD 09/09/2014 0.300% 07/01/2015	89112UVH1	25,000,000.00	A-1+	P-1	09/08/14	09/09/14	25,000,000.00	0.23	17,291.67	25,000,000.00	24,969,177.00
BANK OF NOVA SCOTIA HOUSTON CERT DEPOS DTD 07/15/2014 0.290% 07/15/2015	06417HOJ8	25,000,000.00	A-1	P-1	07/14/14	07/15/14	25,000,000.00	0.30	27,993.06	25,000,000.00	24,997,724.00
TORONTO DOMINION BANK NY CERT DEPOS DTD 07/17/2014 0.300% 07/20/2015	89112UPE5	25,000,000.00	A-1+	P-1	07/16/14	07/17/14	25,000,000.00	0.16	28,541.67	25,000,000.00	24,959,873.75
ROYAL BANK OF CANADA NY CERT DEPOS DTD 07/24/2014 0.265% 07/24/2015	78009NRR9	25,000,000.00	A-1+	P-1	07/22/14	07/24/14	25,000,000.00	0.27	23,923.61	25,000,000.00	24,992,501.75
BANK OF NOVA SCOTIA HOUSTON CERT DEPOS DTD 07/31/2014 0.300% 08/03/2015	06417HOY5	25,000,000.00	A-1	P-1	07/30/14	07/31/14	25,000,000.00	0.16	25,625.00	25,000,000.00	24,958,192.75
TORONTO DOMINION BANK NY CERT DEPOS DTD 09/30/2014 0.350% 10/01/2015	89112UYE5	25,000,000.00	A-1+	P-1	09/29/14	09/30/14	25,000,000.00	0.18	15,069.44	25,000,000.00	24,953,843.00
WESTPAC BANKING CORP NY CERT DEPOS DTD 10/17/2014 0.310% 11/02/2015	96121TXW3	25,000,000.00	AA-	Aa2	10/16/14	10/17/14	25,000,000.00	0.18	9,687.50	25,000,000.00	24,941,341.00
TORONTO DOMINION BANK NY CERT DEPOS DTD 10/29/2014 0.320% 11/02/2015	89112UG47	25,000,000.00	A-1+	P-1	10/29/14	10/29/14	25,000,000.00	0.17	7,333.33	25,000,000.00	24,944,963.75
WESTPAC BANKING CORP NY CERT DEPOS DTD 11/10/2014 0.330% 11/02/2015	96121TYE2	25,000,000.00	A-1+	P-1	11/06/14	11/10/14	25,000,000.00	0.32	4,812.50	25,000,000.00	24,981,859.25
WESTPAC BANKING CORP NY CERT DEPOS DTD 11/17/2014 0.340% 11/17/2015	96121TYF9	25,000,000.00	A-1+	P-1	11/13/14	11/17/14	25,000,000.00	0.34	3,305.56	25,000,000.00	24,987,750.50



**Managed Account Detail of Securities Held**

For the Month Ending **November 30, 2014**

**SAN BERNARDINO COUNTY - 76990800**

<b>Security Type/Description</b>	<b>Dated Date/Coupon/Maturity</b>	<b>CUSIP</b>	<b>Par</b>	<b>S&amp;P Rating</b>	<b>Moody's Rating</b>	<b>Trade Date</b>	<b>Settle Date</b>	<b>Original Cost</b>	<b>YTM at Cost</b>	<b>Accrued Interest</b>	<b>Amortized Cost</b>	<b>Market Value</b>
<b>Certificate of Deposit</b>												
TORONTO DOMINION BANK NY CERT DEPOS	DTD 11/26/2014 0.320% 11/30/2015	89112US44	25,000,000.00	A-1+	P-1	11/25/14	11/26/14	25,000,000.00	0.17	1,111.11	25,000,000.00	24,940,357.50
<b>Security Type Sub-Total</b>			<b>850,000,000.00</b>					<b>850,000,000.00</b>	<b>0.20</b>	<b>723,875.01</b>	<b>850,000,000.00</b>	<b>849,611,477.50</b>
<b>Bank Deposit Account</b>												
STONECASTLE FICA		FICAMF003	50,000,000.00	NR	NR	08/20/14	08/20/14	50,000,000.00	0.15	0.00	50,000,000.00	50,000,000.00
<b>Security Type Sub-Total</b>			<b>50,000,000.00</b>					<b>50,000,000.00</b>	<b>0.15</b>	<b>0.00</b>	<b>50,000,000.00</b>	<b>50,000,000.00</b>
<b>Managed Account Sub-Total</b>			<b>4,159,610,000.00</b>					<b>4,179,327,140.10</b>	<b>0.44</b>	<b>5,631,860.23</b>	<b>4,169,008,802.06</b>	<b>4,175,171,406.64</b>
<b>Securities Sub-Total</b>			<b>\$4,159,610,000.00</b>					<b>\$4,179,327,140.10</b>	<b>0.44%</b>	<b>\$5,631,860.23</b>	<b>\$4,169,008,802.06</b>	<b>\$4,175,171,406.64</b>
<b>Accrued Interest</b>											<b>\$5,631,860.23</b>	
<b>Total Investments</b>											<b>\$4,180,803,266.87</b>	

Bolded items are forward settling trades.



**Managed Account Fair Market Value & Analytics**

For the Month Ending **November 30, 2014**

**SAN BERNARDINO COUNTY - 76990800**

<b>Security Type/Description</b>	<b>Dated Date/Coupon/Maturity</b>	<b>CUSIP</b>	<b>Par</b>	<b>Broker</b>	<b>Next Call Date</b>	<b>Market Price</b>	<b>Market Value</b>	<b>Unreal G/L On Cost</b>	<b>Unreal G/L Amort Cost</b>	<b>Effective Duration</b>	<b>Duration to Worst at Mkt</b>	<b>YTM</b>
<b>U.S. Treasury Bond / Note</b>												
US TREASURY NOTES	DTD 02/15/2012 0.250% 02/15/2015	912828SE1	25,000,000.00	TOR DOM		100.04	25,009,775.00	(8,779.69)	6,631.50	0.21	0.21	0.06
US TREASURY NOTES	DTD 03/15/2012 0.375% 03/15/2015	912828SK7	25,000,000.00	DEUTSCHE		100.09	25,021,475.00	(36,142.19)	8,741.50	0.29	0.29	0.08
US TREASURY NOTES	DTD 06/15/2012 0.375% 06/15/2015	912828SZ4	50,000,000.00	BARCLAYS		100.17	50,085,950.00	(29,284.38)	45,439.50	0.54	0.54	0.06
US TREASURY NOTES	DTD 08/15/2012 0.250% 08/15/2015	912828TK6	50,000,000.00	GOLDMAN		100.10	50,050,800.00	291,034.37	107,891.00	0.71	0.71	0.11
US TREASURY NOTES	DTD 10/15/2012 0.250% 10/15/2015	912828TT7	25,000,000.00	MORGANST		100.11	25,027,350.00	142,584.37	61,064.75	0.87	0.87	0.12
US TREASURY NOTES	DTD 12/31/2010 2.125% 12/31/2015	912828PM6	25,000,000.00	TD SEC U		102.08	25,519,525.00	(423,834.38)	81,582.25	1.07	1.07	0.21
US TREASURY NOTES	DTD 01/31/2011 2.000% 01/31/2016	912828PS3	25,000,000.00	CITIGRP		102.09	25,521,475.00	(727,548.44)	73,939.50	1.15	1.15	0.21
US TREASURY NOTES	DTD 02/15/2013 0.375% 02/15/2016	912828UM0	25,000,000.00	DEUTSCHE		100.20	25,050,775.00	53,704.69	52,410.50	1.21	1.21	0.21
US TREASURY NOTES	DTD 02/15/2013 0.375% 02/15/2016	912828UM0	50,000,000.00	BK AMER		100.20	50,101,550.00	150,378.12	129,528.00	1.21	1.21	0.21
US TREASURY NOTES	DTD 03/31/2011 2.250% 03/31/2016	912828QA1	25,000,000.00	BMO_DIR		102.66	25,666,025.00	(276,357.81)	56,191.25	1.31	1.31	0.25
US TREASURY NOTES	DTD 05/15/2013 0.250% 05/15/2016	912828VC1	25,000,000.00	MIZUHO		100.00	25,000,000.00	132,812.50	89,880.75	1.45	1.45	0.25
US TREASURY NOTES	DTD 05/31/2011 1.750% 05/31/2016	912828QP8	25,000,000.00	DEUTSCHE		102.21	25,552,725.00	(125,009.38)	64,147.25	1.49	1.49	0.27
US TREASURY NOTES	DTD 06/17/2013 0.500% 06/15/2016	912828VG2	25,000,000.00	BARCLAYS		100.34	25,085,950.00	112,317.19	104,240.75	1.53	1.53	0.28
US TREASURY NOTES	DTD 08/01/2011 1.500% 07/31/2016	912828OX1	25,000,000.00	BARCLAYS		101.91	25,478,525.00	(409,170.31)	85,618.00	1.64	1.64	0.35
US TREASURY NOTES	DTD 08/01/2011 1.500% 07/31/2016	912828OX1	25,000,000.00	DAIWA		101.91	25,478,525.00	(80,068.75)	118,932.25	1.64	1.64	0.35
US TREASURY NOTES	DTD 10/31/2011 1.000% 10/31/2016	912828RM4	25,000,000.00	OTHER		101.06	25,265,625.00	73,242.19	102,897.00	1.90	1.90	0.44
US TREASURY NOTES	DTD 10/31/2011 1.000% 10/31/2016	912828RM4	25,000,000.00	DEUTSCHE		101.06	25,265,625.00	82,031.25	109,395.25	1.90	1.90	0.44



**Managed Account Fair Market Value & Analytics**

For the Month Ending **November 30, 2014**

**SAN BERNARDINO COUNTY - 76990800**

<b>Security Type/Description</b>	<b>Dated Date/Coupon/Maturity</b>	<b>CUSIP</b>	<b>Par</b>	<b>Broker</b>	<b>Next Call Date</b>	<b>Market Price</b>	<b>Market Value</b>	<b>Unreal G/L On Cost</b>	<b>Unreal G/L Amort Cost</b>	<b>Effective Duration</b>	<b>Duration to Worst at Mkt</b>	<b>YTM</b>
<b>U.S. Treasury Bond / Note</b>												
US TREASURY NOTES		912828FY1	25,000,000.00	CITIGRP		108.08	27,019,525.00	(836,920.31)	96,519.75	1.89	1.89	0.48
DTD 11/15/2006 4.625% 11/15/2016												
US TREASURY NOTES		912828RX0	50,000,000.00	BARCLAYS		100.70	50,351,550.00	136,706.25	259,118.00	2.06	2.06	0.54
DTD 01/03/2012 0.875% 12/31/2016												
US TREASURY NOTES		912828RX0	50,000,000.00	JPMCHASE		100.70	50,351,550.00	148,425.00	264,103.50	2.06	2.06	0.54
DTD 01/03/2012 0.875% 12/31/2016												
US TREASURY NOTES		912828SC5	50,000,000.00	OPPENHIE		100.64	50,320,300.00	62,487.50	142,053.00	2.14	2.14	0.58
DTD 01/31/2012 0.875% 01/31/2017												
US TREASURY NOTES		912828SJ0	25,000,000.00	BK AMER		100.63	25,156,250.00	208,984.37	194,106.50	2.22	2.22	0.59
DTD 02/29/2012 0.875% 02/28/2017												
US TREASURY NOTES		912828SJ0	25,000,000.00	DEUTSCHE		100.63	25,156,250.00	166,992.19	164,494.00	2.22	2.22	0.59
DTD 02/29/2012 0.875% 02/28/2017												
US TREASURY NOTES		912828SM3	25,000,000.00	DAIWA		100.80	25,199,225.00	138,678.12	152,024.50	2.30	2.30	0.66
DTD 03/31/2012 1.000% 03/31/2017												
US TREASURY NOTES		912828SY7	15,000,000.00	BMO_DIR		99.73	14,960,160.00	93,167.81	68,864.70	2.48	2.48	0.73
DTD 05/31/2012 0.625% 05/31/2017												
US TREASURY NOTES		912828TB6	25,000,000.00	GOLDMAN		99.96	24,990,225.00	258,779.69	204,694.75	2.55	2.55	0.77
DTD 07/02/2012 0.750% 06/30/2017												
US TREASURY NOTES		912828TB6	25,000,000.00	JPMCHASE		99.96	24,990,225.00	192,373.44	155,355.50	2.55	2.55	0.77
DTD 07/02/2012 0.750% 06/30/2017												
US TREASURY NOTES		912828TG5	25,000,000.00	MORGANST		99.23	24,808,600.00	284,185.94	192,003.25	2.64	2.64	0.79
DTD 07/31/2012 0.500% 07/31/2017												
US TREASURY NOTES		912828TG5	25,000,000.00	MORGANST		99.23	24,808,600.00	250,982.81	173,565.00	2.64	2.64	0.79
DTD 07/31/2012 0.500% 07/31/2017												
US TREASURY NOTES		912828TM2	25,000,000.00	JPMCHASE		99.45	24,863,275.00	187,493.75	140,343.00	2.71	2.71	0.83
DTD 08/31/2012 0.625% 08/31/2017												
US TREASURY NOTES		912828TW0	25,000,000.00	OTHER		99.63	24,906,250.00	261,718.75	225,558.00	2.88	2.88	0.88
DTD 10/31/2012 0.750% 10/31/2017												
<b>Security Type Sub-Total</b>			<b>915,000,000.00</b>				<b>922,063,660.00</b>	<b>475,964.66</b>	<b>3,731,334.45</b>	<b>1.67</b>	<b>1.67</b>	<b>0.41</b>
<b>Money Market Fund</b>												
FEDERATED GOVT OBLIGATIONS FUND		60934N104	11,000,000.00			1.00	11,000,000.00	0.00	0.00	0.00	0.00	0.01
FIDELITY GOV'T MM FUND 57		316175108	15,000,000.00			1.00	15,000,000.00	0.00	0.00	0.00	0.00	0.01



**Managed Account Fair Market Value & Analytics**

For the Month Ending **November 30, 2014**

**SAN BERNARDINO COUNTY - 76990800**

<b>Security Type/Description</b>	<b>Dated Date/Coupon/Maturity</b>	<b>CUSIP</b>	<b>Par</b>	<b>Broker</b>	<b>Next Call Date</b>	<b>Market Price</b>	<b>Market Value</b>	<b>Unreal G/L On Cost</b>	<b>Unreal G/L Amort Cost</b>	<b>Effective Duration</b>	<b>Duration to Worst at Mkt</b>	<b>YTM</b>
<b>Security Type Sub-Total</b>			<b>26,000,000.00</b>				<b>26,000,000.00</b>	<b>0.00</b>	<b>0.00</b>	<b>0.00</b>	<b>0.00</b>	<b>0.01</b>
<b>Joint Powers Authority</b>												
CALIFORNIA ASSET MANAGEMENT PROGRAM		CAMPMF025	50,000,000.00	DIRECT		1.00	50,000,000.00	0.00	0.00	0.00	0.00	0.05
<b>Security Type Sub-Total</b>			<b>50,000,000.00</b>				<b>50,000,000.00</b>	<b>0.00</b>	<b>0.00</b>	<b>0.00</b>	<b>0.00</b>	<b>0.05</b>
<b>Federal Agency Bond / Note</b>												
FHLMC NOTES	DTD 12/03/2012 0.320% 12/03/2014	3134G32E9	25,000,000.00	JPMCHASE		100.00	25,000,375.00	375.00	375.00	0.01	0.01	0.14
FHLMC NOTES	DTD 12/03/2012 0.320% 12/03/2014	3134G32E9	50,000,000.00	JPMCHASE		100.00	50,000,750.00	750.00	750.00	0.01	0.01	0.14
FHLMC NOTES	DTD 08/27/2012 0.350% 12/05/2014	3134G3H78	25,000,000.00	MIZUHO		100.00	25,000,800.00	9,550.00	844.50	0.01	0.01	0.12
FHLMC NOTES	DTD 08/27/2012 0.350% 12/05/2014	3134G3H78	50,000,000.00	BARCLAYS		100.00	50,001,600.00	21,100.00	1,699.00	0.01	0.01	0.12
FHLMC NOTES	DTD 12/16/2011 0.625% 12/29/2014	3137EADA4	25,000,000.00	BARCLAYS		100.04	25,009,725.00	(120,275.00)	6,216.00	0.08	0.08	0.14
FFCB NOTES	DTD 05/01/2012 0.500% 05/01/2015	3133EANJ3	25,000,000.00	MORGANST		100.14	25,035,200.00	70,925.00	40,200.25	0.42	0.42	0.16
FANNIE MAE GLOBAL NOTES	DTD 05/21/2012 0.500% 07/02/2015	3135G0LN1	25,000,000.00	CSFB		100.21	25,052,700.00	4,700.00	38,991.00	0.59	0.59	0.14
FHLMC NOTES (EX-CALLABLE)	DTD 03/18/2013 0.420% 09/18/2015	3134G36F2	25,000,000.00	UBS AG		100.17	25,042,400.00	104,900.00	66,946.75	0.80	0.80	0.21
FHLMC NOTES (EX-CALLABLE)	DTD 09/25/2012 0.500% 09/25/2015	3134G3L24	15,000,000.00	JPMCHASE		100.27	15,040,755.00	40,755.00	40,755.00	0.82	0.82	0.17
FHLMC NOTES (EX-CALLABLE)	DTD 09/25/2012 0.500% 09/25/2015	3134G3L24	15,000,000.00	UBS AG		100.27	15,040,755.00	40,755.00	40,755.00	0.82	0.82	0.17
FHLMC NOTES (EX-CALLABLE)	DTD 09/25/2012 0.500% 09/25/2015	3134G3L24	20,000,000.00	CSFB		100.27	20,054,340.00	54,340.00	54,340.00	0.82	0.82	0.17
FNMA NOTES (EX-CALLABLE)	DTD 10/15/2010 1.875% 10/15/2015	31398A4K5	10,000,000.00	SUNTRUST		101.46	10,145,620.00	(141,680.00)	36,195.40	0.87	0.87	0.21
FNMA NOTES	DTD 09/27/2010 1.625% 10/26/2015	31398A4M1	25,000,000.00	MERRILL		101.26	25,314,225.00	(407,525.00)	42,213.50	0.90	0.90	0.23



**Managed Account Fair Market Value & Analytics**

For the Month Ending **November 30, 2014**

**SAN BERNARDINO COUNTY - 76990800**

<b>Security Type/Description Dated Date/Coupon/Maturity</b>	<b>CUSIP</b>	<b>Par</b>	<b>Broker</b>	<b>Next Call Date</b>	<b>Market Price</b>	<b>Market Value</b>	<b>Unreal G/L On Cost</b>	<b>Unreal G/L Amort Cost</b>	<b>Effective Duration</b>	<b>Duration to Worst at Mkt</b>	<b>YTM</b>
<b>Federal Agency Bond / Note</b>											
FFCB NOTES AGENCY DTD 02/05/2014 0.310% 11/05/2015	3133EDET5	50,000,000.00	JPMCHASE		100.17	50,083,350.00	93,350.00	88,666.50	0.93	0.93	0.13
FHLMC NOTES DTD 11/06/2012 0.450% 11/24/2015	3134G3W55	25,000,000.00	WELLSFAR		100.16	25,041,150.00	118,650.00	72,828.75	0.98	0.98	0.28
FHLB NOTES DTD 11/05/2010 1.375% 12/11/2015	313371NW2	25,000,000.00	MIZUHO		101.16	25,290,625.00	(334,375.00)	56,104.75	1.02	1.02	0.24
FHLB NOTES DTD 09/19/2014 0.300% 12/18/2015	3130A32K9	25,000,000.00	MORGANST		100.07	25,016,650.00	1,317.50	2,233.50	1.05	1.05	0.24
FANNIE MAE GLOBAL NOTES DTD 01/18/2011 2.250% 03/15/2016	3135G0AL7	50,000,000.00	CANTFITZ		102.47	51,233,850.00	(1,647,650.00)	315,322.00	1.27	1.27	0.33
FANNIE MAE GLOBAL NOTES DTD 01/18/2011 2.250% 03/15/2016	3135G0AL7	50,000,000.00	CANTFITZ		102.47	51,233,850.00	(1,647,650.00)	315,322.00	1.27	1.27	0.33
FANNIE MAE GLOBAL NOTES DTD 02/15/2013 0.500% 03/30/2016	3135G0VA8	40,000,000.00	CITIGRP		100.30	40,121,960.00	167,560.00	141,477.60	1.33	1.33	0.27
FFCB NOTES AGENCY DTD 11/25/2014 0.375% 05/25/2016	3133EECW8	25,000,000.00	RBC CAP		100.10	25,025,025.00	25,025.00	25,025.00	1.48	1.48	0.31
FFCB NOTES AGENCY DTD 11/25/2014 0.375% 05/25/2016	3133EECW8	25,000,000.00	WELLSFAR		100.10	25,025,025.00	25,025.00	25,025.00	1.48	1.48	0.31
FHLMC NOTES DTD 04/08/2011 2.500% 05/27/2016	3137EACT4	50,000,000.00	MORGANST		103.23	51,612,900.00	(1,659,600.00)	167,618.00	1.47	1.47	0.33
FHLB NOTES DTD 07/22/2013 0.800% 07/22/2016	313383OU8	25,000,000.00	WELLSFAR		100.62	25,155,175.00	157,675.00	156,550.25	1.63	1.63	0.42
FNMA NOTES DTD 07/19/2013 0.625% 08/26/2016	3135G0YE7	50,000,000.00	BARCLAYS		100.20	50,098,750.00	259,250.00	189,016.50	1.73	1.73	0.51
FHLB NOTES DTD 08/26/2010 2.000% 09/09/2016	313370TW8	25,000,000.00	MORGANST		102.57	25,642,200.00	(14,800.00)	(9,714.25)	1.74	1.74	0.54
FNMA NOTES AGENCY (EX-CALLABLE) DTD 03/26/2013 0.625% 09/26/2016	3135G0VX8	25,000,000.00	DAIWA		100.01	25,001,325.00	431,325.00	259,199.25	1.81	1.81	0.62
FHLB NOTES DTD 08/07/2014 0.500% 09/28/2016	3130A2T97	15,000,000.00	MORGANST		100.00	14,999,490.00	33,240.00	28,284.30	1.82	1.82	0.50
FHLMC NOTES DTD 08/16/2013 0.875% 10/14/2016	3137EADS5	25,000,000.00	JPMCHASE		100.56	25,139,600.00	143,350.00	141,861.25	1.85	1.85	0.57
FFCB NOTES DTD 10/14/2014 0.600% 10/14/2016	3133EDX98	25,000,000.00	WELLSFAR		100.07	25,018,375.00	43,375.00	41,751.00	1.86	1.86	0.56



**Managed Account Fair Market Value & Analytics**

For the Month Ending **November 30, 2014**

**SAN BERNARDINO COUNTY - 76990800**

<b>Security Type/Description</b>	<b>Dated Date/Coupon/Maturity</b>	<b>CUSIP</b>	<b>Par</b>	<b>Broker</b>	<b>Next Call Date</b>	<b>Market Price</b>	<b>Market Value</b>	<b>Unreal G/L On Cost</b>	<b>Unreal G/L Amort Cost</b>	<b>Effective Duration</b>	<b>Duration to Worst at Mkt</b>	<b>YTM</b>
<b>Federal Agency Bond / Note</b>												
FHLMC NOTES	DTD 08/16/2013 0.875% 10/14/2016	3137EADS5	25,000,000.00	WELLSFAR		100.56	25,139,600.00	28,100.00	36,474.25	1.85	1.85	0.57
FANNIE MAE NOTES	DTD 10/20/2011 1.375% 11/15/2016	3135G0ES8	25,000,000.00	BARCLAYS		101.55	25,388,700.00	(318,550.00)	(7,531.75)	1.93	1.93	0.58
FANNIE MAE NOTES	DTD 10/20/2011 1.375% 11/15/2016	3135G0ES8	25,000,000.00	BNP DIR		101.55	25,388,700.00	(174,800.00)	67,592.25	1.93	1.93	0.58
FANNIE MAE NOTES	DTD 10/20/2011 1.375% 11/15/2016	3135G0ES8	25,000,000.00	BNP DIR		101.55	25,388,700.00	(105,050.00)	66,259.00	1.93	1.93	0.58
FHLB NOTES (CALLABLE)	DTD 06/19/2013 0.750% 12/19/2016	313383G62	20,690,000.00	JPMCHASE	12/19/14	99.85	20,659,978.81	147,292.11	74,740.56	1.26	2.03	0.82
FHLB NOTES	DTD 11/15/2013 0.625% 12/28/2016	3130A0C65	20,000,000.00	JPMCHASE		100.11	20,022,400.00	79,600.00	60,602.20	2.06	2.06	0.57
FANNIE MAE GLOBAL NOTES	DTD 01/09/2012 1.250% 01/30/2017	3135G0GY3	50,000,000.00	WELLSFAR		101.44	50,717,900.00	(28,100.00)	11,506.00	2.13	2.13	0.58
FANNIE MAE GLOBAL NOTES	DTD 01/09/2012 1.250% 01/30/2017	3135G0GY3	50,000,000.00	MIZUHO		101.44	50,717,900.00	4,900.00	33,661.50	2.13	2.13	0.58
FHLMC NOTES	DTD 01/21/2014 0.875% 02/22/2017	3137EADT3	25,000,000.00	GOLDMAN		100.36	25,088,800.00	129,050.00	117,957.00	2.20	2.20	0.71
FFCB (FLOATING) NOTES	DTD 02/27/2014 0.211% 02/27/2017	3133EDFW7	30,000,000.00	JPMCHASE		100.12	30,036,780.00	36,780.00	36,780.00	0.08	2.24	0.16
FFCB (FLOATING) NOTES	DTD 04/17/2014 0.205% 04/17/2017	3133EDJX1	25,000,000.00	JPMCHASE		100.03	25,008,600.00	8,600.00	8,600.00	0.08	2.37	0.19
FANNIE MAE GLOBAL NOTES	DTD 07/20/2012 0.875% 08/28/2017	3135G0MZ3	50,000,000.00	MORGANST		100.02	50,011,400.00	(34,600.00)	(14,385.00)	2.70	2.70	0.87
FNMA NOTES	DTD 08/25/2014 1.000% 09/27/2017	3135G0ZL0	10,000,000.00	MORGANST		100.09	10,008,960.00	44,660.00	41,641.20	2.77	2.77	0.97
FHLB NOTES	DTD 09/03/2014 1.100% 09/29/2017	3130A2XL5	15,000,000.00	WELLSFAR		100.09	15,013,755.00	38,805.00	36,907.35	2.78	2.78	1.07
FHLB NOTES	DTD 09/03/2014 1.100% 09/29/2017	3130A2XL5	25,000,000.00	GILFORD		100.09	25,022,925.00	60,925.00	58,049.50	2.78	2.78	1.07
FHLB NOTES (CALLABLE) BONDS	DTD 11/09/2012 1.000% 11/09/2017	3133813R4	25,000,000.00	DEUTSCHE	12/09/14	99.50	24,873,775.00	(111,225.00)	(117,152.75)	2.40	2.89	1.18
FNMA NOTES (CALLABLE)	DTD 11/15/2012 1.000% 11/15/2017	3135G0RQ8	25,000,000.00	GOLDMAN	02/15/15	99.99	24,996,675.00	(35,825.00)	(3,325.00)	2.00	2.91	1.00



## Managed Account Fair Market Value & Analytics

For the Month Ending **November 30, 2014**

### SAN BERNARDINO COUNTY - 76990800

Security Type/Description Dated Date/Coupon/Maturity	CUSIP	Par	Broker	Next Call Date	Market Price	Market Value	Unreal G/L On Cost	Unreal G/L Amort Cost	Effective Duration	Duration to Worst at Mkt	YTM
<b>Federal Agency Bond / Note</b>											
FNMA NOTES (CALLABLE) DTD 12/26/2012 1.000% 12/26/2017	3135G0SJ3	22,155,000.00	MORGANST	12/26/14	99.67	22,081,113.08	(78,317.92)	(73,886.92)	1.99	3.00	1.11
FHLMC NOTES DTD 11/21/2012 0.750% 01/12/2018	3137EADN6	25,000,000.00	MORGANST		99.05	24,761,400.00	104,650.00	(20,778.25)	3.06	3.06	1.06
FHLMC NOTES DTD 11/21/2012 0.750% 01/12/2018	3137EADN6	25,000,000.00	BK AMER		99.05	24,761,400.00	91,150.00	(29,138.50)	3.06	3.06	1.06
FFCB NOTES (CALLABLE) DTD 11/19/2013 1.810% 11/19/2018	3133EDA51	19,725,000.00	CITIGRP		100.01	19,726,933.05	2,919.30	2,682.01	1.91	3.81	1.81
<b>Security Type Sub-Total</b>		<b>1,452,570,000.00</b>				<b>1,461,294,939.94</b>	<b>(4,235,299.01)</b>	<b>2,774,107.45</b>	<b>1.42</b>	<b>1.58</b>	<b>0.47</b>
<b>Corporate Note</b>											
WAL MART STORES INC. CORP NOTES DTD 10/25/2010 1.500% 10/25/2015	931142CX9	4,055,000.00	JPMCHASE		101.10	4,099,418.47	(27,436.13)	4,085.25	0.90	0.90	0.28
GENERAL ELEC CAP CORP (FLOATING) DTD 01/08/2013 0.833% 01/08/2016	36962G6O2	25,000,000.00	JPMCHASE		100.55	25,138,650.00	(61,600.00)	23,542.25	0.25	1.10	0.34
GENERAL ELEC CAP CORP (FLOAT) DTD 01/14/2014 0.460% 01/14/2016	36962G7E8	20,450,000.00	JPMCHASE		100.15	20,479,652.50	5,317.00	15,046.09	0.25	1.12	0.34
GENERAL ELEC CAP CORP (FLOAT) DTD 02/08/2012 1.032% 02/08/2016	36962G5T7	5,035,000.00	VINING		100.72	5,071,141.23	(22,466.17)	(400.84)	0.25	1.18	0.43
WAL-MART STORES INC CORP NOTES DTD 04/22/2014 1.000% 04/21/2017	931142DN0	1,500,000.00	CITIGRP		100.03	1,500,462.00	687.00	641.94	2.36	2.36	0.99
<b>Security Type Sub-Total</b>		<b>56,040,000.00</b>				<b>56,289,324.20</b>	<b>(105,498.30)</b>	<b>42,914.69</b>	<b>0.35</b>	<b>1.13</b>	<b>0.36</b>
<b>Commercial Paper</b>											
NATIXIS US BRANCH COMM PAPER -- 0.000% 12/01/2014	63873KM12	25,000,000.00	RBC CAP		100.00	24,999,825.00	665.28	(175.00)	0.00	0.00	0.25
CREDIT AGRICOLE CIB NY COMM PAPER -- 0.000% 12/01/2014	22533UM18	25,000,000.00	CREDITAG		100.00	24,999,900.00	87.50	(100.00)	0.00	0.00	0.14
BANK OF TOKYO MITS UFJ LTD COMM PAPER -- 0.000% 12/01/2014	06538CM16	30,000,000.00	MORGANST		100.00	29,999,760.00	4,635.00	(240.00)	0.00	0.00	0.29





**Managed Account Fair Market Value & Analytics**

For the Month Ending **November 30, 2014**

**SAN BERNARDINO COUNTY - 76990800**

<b>Security Type/Description Dated Date/Coupon/Maturity</b>	<b>CUSIP</b>	<b>Par</b>	<b>Broker</b>	<b>Next Call Date</b>	<b>Market Price</b>	<b>Market Value</b>	<b>Unreal G/L On Cost</b>	<b>Unreal G/L Amort Cost</b>	<b>Effective Duration</b>	<b>Duration to Worst at Mkt</b>	<b>YTM</b>
<b>Commercial Paper</b>											
NATIXIS US BRANCH COMM PAPER -- 0.000% 12/01/2014	63873KM12	30,000,000.00	UBS AG		100.00	29,999,790.00	431.67	(210.00)	0.00	0.00	0.25
US BANK NA INT BEAR CP DTD 11/28/2014 0.100% 12/01/2014	90349QQR7	40,000,000.00	US BANK		100.00	40,000,000.00	0.00	0.00	0.00	0.00	0.10
TOYOTA MOTOR CREDIT CORP COMM PAPER -- 0.000% 12/01/2014	89233HM19	50,000,000.00	TOYOTA		100.00	49,999,800.00	8,300.00	(200.00)	0.00	0.00	0.14
CREDIT AGRICOLE CIB NY COMM PAPER -- 0.000% 12/01/2014	22533UM18	50,000,000.00	CREDITAG		100.00	49,999,800.00	175.00	(200.00)	0.00	0.00	0.14
US BANK NA INT BEAR CP DTD 11/28/2014 0.100% 12/01/2014	90349OOR7	50,000,000.00	US BANK		100.00	50,000,000.00	0.00	0.00	0.00	0.00	0.10
US BANK NA INT BEAR CP DTD 11/28/2014 0.100% 12/01/2014	90349QQR7	50,000,000.00	US BANK		100.00	50,000,000.00	0.00	0.00	0.00	0.00	0.10
US BANK NA INT BEAR CP DTD 11/28/2014 0.100% 12/01/2014	90349OOR7	50,000,000.00	US BANK		100.00	50,000,000.00	0.00	0.00	0.00	0.00	0.10
NATIXIS US BRANCH COMM PAPER -- 0.000% 12/02/2014	63873KM20	30,000,000.00	UBS AG		100.00	29,999,700.00	341.67	(208.20)	0.01	0.01	0.18
BANK OF TOKYO MITSUBISHI UFJ LTD CP -- 0.000% 12/18/2014	06538CMJ7	25,000,000.00	MORGANST		99.99	24,998,100.00	1,641.67	(129.25)	0.05	0.05	0.15
BANK OF TOKYO MITSUBISHI UFJ LTD CP -- 0.000% 12/18/2014	06538CMJ7	25,000,000.00	MORGANST		99.99	24,998,100.00	336.11	(247.25)	0.05	0.05	0.15
BANK OF TOKYO MITSUBISHI COMM PAPER -- 0.000% 12/19/2014	06538CMK4	50,000,000.00	MORGANST		99.99	49,995,900.00	3,191.67	(350.00)	0.05	0.05	0.16
JP MORGAN SECURITIES LLC COMM PAPER -- 0.000% 12/23/2014	46640OMP3	50,000,000.00	JPMCHASE		99.99	49,993,950.00	51,769.44	978.00	0.06	0.06	0.19
BANK OF TOKYO MITSUBISHI LTD COMM PAPER -- 0.000% 01/02/2015	06538CN23	25,000,000.00	MORGANST		99.98	24,995,850.00	2,405.56	(594.50)	0.09	0.09	0.18
JP MORGAN SECURITIES LLC COMM PAPER -- 0.000% 02/02/2015	46640QP21	50,000,000.00	JPMCHASE		99.97	49,983,500.00	9,611.11	1,000.00	0.18	0.18	0.19
JP MORGAN SECURITIES LLC COMM PAPER DTD 11/05/2014 0.000% 02/04/2015	46640QP47	30,000,000.00	JPMCHASE		99.97	29,989,830.00	4,996.67	663.30	0.18	0.18	0.18



## Managed Account Fair Market Value & Analytics

For the Month Ending **November 30, 2014**

### SAN BERNARDINO COUNTY - 76990800

Security Type/Description Dated Date/Coupon/Maturity	CUSIP	Par	Broker	Next Call Date	Market Price	Market Value	Unreal G/L On Cost	Unreal G/L Amort Cost	Effective Duration	Duration to Worst at Mkt	YTM
<b>Commercial Paper</b>											
JP MORGAN SECURITIES LLC COMM PAPER -- 0.000% 02/18/2015	46640QPJ4	25,000,000.00	JPMCHASE		99.96	24,989,725.00	2,363.89	697.25	0.22	0.22	0.19
<b>JP MORGAN SECURITIES LLC COMM PAPER</b> -- <b>0.000% 03/02/2015</b>	<b>46640QQ20</b>	<b>25,000,000.00</b>	<b>JPMCHASE</b>		<b>99.95</b>	<b>24,988,175.00</b>	<b>813.89</b>	<b>813.89</b>	<b>0.25</b>	<b>0.25</b>	<b>0.19</b>
TOYOTA MOTOR CREDIT CORP COMM PAPER -- 0.000% 05/01/2015	89233HS13	25,000,000.00	TOYOTA		99.92	24,980,300.00	5,855.56	1,272.25	0.42	0.42	0.19
<b>Security Type Sub-Total</b>		<b>760,000,000.00</b>				<b>759,912,005.00</b>	<b>97,621.69</b>	<b>2,770.49</b>	<b>0.06</b>	<b>0.06</b>	<b>0.16</b>

<b>Certificate of Deposit</b>											
WELLS FARGO BANK NA CERT DEPOS DTD 06/03/2014 0.210% 12/01/2014	94988E3V8	25,000,000.00	WELLSFAR		100.00	25,000,125.00	125.00	125.00	0.00	0.00	0.12
NORDEA BANK FINLAND NY CERT DEPOS DTD 09/08/2014 0.150% 12/01/2014	65558E3P1	25,000,000.00	UBS AG		100.00	25,000,042.50	42.50	42.50	0.00	0.00	0.12
WESTPAC BANKING CORP NY CERT DEPOS DTD 12/13/2013 0.270% 12/12/2014	96121TUR7	25,000,000.00	JPMCHASE		100.01	25,002,295.00	2,295.00	2,295.00	0.03	0.03	0.13
WESTPAC BANKING CORP NY CERT DEPOS DTD 12/13/2013 0.270% 12/12/2014	96121TUR7	25,000,000.00	JPMCHASE		100.01	25,002,295.00	2,295.00	2,295.00	0.03	0.03	0.13
BANK OF MONTREAL CHICAGO CERT DEPOS DTD 11/04/2014 0.100% 12/18/2014	06366CGR3	50,000,000.00	BMO_DIR		100.00	49,998,112.00	(1,888.00)	(1,888.00)	0.05	0.05	0.14
BANK OF NOVA SCOTIA HOUSTON LT CD DTD 12/27/2013 0.290% 01/02/2015	06417HCO7	25,000,000.00	BNS		100.02	25,005,325.00	5,325.00	5,325.00	0.09	0.09	0.17
BK TOKYO-MITSUBISHI UFL CERT DEPOS DTD 10/08/2014 0.180% 01/02/2015	06538HT75	25,000,000.00	UBS AG		100.01	25,001,277.50	1,277.50	1,277.50	0.09	0.09	0.15
NORDEA BANK FINLAND NY CERT DEPOS DTD 09/30/2014 0.160% 01/02/2015	65558E4Q8	50,000,000.00	BARCLAYS		100.00	50,000,720.00	720.00	720.00	0.09	0.09	0.15
SVENSKA HANDELSBANKEN NY CERT DEPOS DTD 10/02/2014 0.170% 01/02/2015	86958DHU9	50,000,000.00	SVENSKA		100.00	50,001,635.00	1,635.00	1,635.00	0.09	0.09	0.15



**Managed Account Fair Market Value & Analytics**

For the Month Ending **November 30, 2014**

**SAN BERNARDINO COUNTY - 76990800**

<b>Security Type/Description</b>	<b>Dated Date/Coupon/Maturity</b>	<b>CUSIP</b>	<b>Par</b>	<b>Broker</b>	<b>Next Call Date</b>	<b>Market Price</b>	<b>Market Value</b>	<b>Unreal G/L On Cost</b>	<b>Unreal G/L Amort Cost</b>	<b>Effective Duration</b>	<b>Duration to Worst at Mkt</b>	<b>YTM</b>
<b>Certificate of Deposit</b>												
TORONTO DOMINION BANK NY CERT DEPOS	89112TK60	25,000,000.00	TOR DOM			100.02	25,004,427.50	4,427.50	4,427.50	0.18	0.18	0.18
DTD 01/29/2014 0.300% 02/02/2015												
WELLS FARGO BANK NA CERT DEPOS	94988E6B9	25,000,000.00	WELLSFAR			100.01	25,002,947.50	2,947.50	2,947.50	0.18	0.18	0.18
DTD 08/06/2014 0.210% 02/02/2015												
SVENSKA HANDELSBANKEN NY CERT DEPOS	86958DLA8	50,000,000.00	SVENSKA			99.99	49,995,274.00	(4,726.00)	(4,726.00)	0.18	0.18	0.18
DTD 11/25/2014 0.150% 02/02/2015												
WELLS FARGO BANK NA CERT DEPOS	94988E6Z6	25,000,000.00	WELLSFAR			100.00	24,999,818.50	(181.50)	(181.50)	0.25	0.25	0.22
DTD 08/27/2014 0.220% 03/03/2015												
WESTPAC BANKING CORP NY CERT DEPOS	96121TV08	50,000,000.00	MORGANST			100.03	50,017,355.00	17,355.00	17,355.00	0.30	0.30	0.23
DTD 03/25/2014 0.290% 03/19/2015												
BANK OF NOVA SCOTIA HOUSTON CERT DEPOS	06417HHV1	25,000,000.00	BNS			100.03	25,006,575.00	6,575.00	6,575.00	0.33	0.33	0.24
DTD 03/31/2014 0.280% 04/01/2015												
WELLS FARGO BANK NA CERT DEPOS	94988EAK4	25,000,000.00	WELLSFAR			99.97	24,993,655.50	(6,344.50)	(6,344.50)	0.42	0.42	0.26
DTD 10/08/2014 0.230% 05/01/2015												
WELLS FARGO BANK NA CERT DEPOS	94988EB72	25,000,000.00	WELLSFAR			99.96	24,990,151.50	(9,848.50)	(9,848.50)	0.47	0.47	0.27
DTD 11/19/2014 0.230% 05/19/2015												
BANK OF NOVA SCOTIA HOUSTON CERT DEPOS	06417HPC4	25,000,000.00	BNS			99.85	24,961,861.75	(38,138.25)	(38,138.25)	0.58	0.58	0.30
DTD 06/30/2014 0.280% 07/01/2015												
TORONTO DOMINION BANK NY CERT DEPOS	89112UVH1	25,000,000.00	ICAP			99.88	24,969,177.00	(30,823.00)	(30,823.00)	0.58	0.58	0.30
DTD 09/09/2014 0.300% 07/01/2015												
BANK OF NOVA SCOTIA HOUSTON CERT DEPOS	06417HOJ8	25,000,000.00	BNS			99.99	24,997,724.00	(2,276.00)	(2,276.00)	0.62	0.62	0.31
DTD 07/15/2014 0.290% 07/15/2015												
TORONTO DOMINION BANK NY CERT DEPOS	89112UPE5	25,000,000.00	TOR DOM			99.84	24,959,873.75	(40,126.25)	(40,126.25)	0.63	0.63	0.31
DTD 07/17/2014 0.300% 07/20/2015												
ROYAL BANK OF CANADA NY CERT DEPOS	78009NRR9	25,000,000.00	DIRECT			99.97	24,992,501.75	(7,498.25)	(7,498.25)	0.65	0.65	0.32
DTD 07/24/2014 0.265% 07/24/2015												



**Managed Account Fair Market Value & Analytics**

For the Month Ending **November 30, 2014**

**SAN BERNARDINO COUNTY - 76990800**

<b>Security Type/Description</b>	<b>Dated Date/Coupon/Maturity</b>	<b>CUSIP</b>	<b>Par</b>	<b>Broker</b>	<b>Next Call Date</b>	<b>Market Price</b>	<b>Market Value</b>	<b>Unreal G/L On Cost</b>	<b>Unreal G/L Amort Cost</b>	<b>Effective Duration</b>	<b>Duration to Worst at Mkt</b>	<b>YTM</b>
<b>Certificate of Deposit</b>												
BANK OF NOVA SCOTIA HOUSTON CERT DEPOS	07/31/2014 0.300% 08/03/2015	06417HOY5	25,000,000.00	BNS		99.83	24,958,192.75	(41,807.25)	(41,807.25)	0.67	0.67	0.32
TORONTO DOMINION BANK NY CERT DEPOS	09/30/2014 0.350% 10/01/2015	89112UYE5	25,000,000.00	TOR DOM		99.82	24,953,843.00	(46,157.00)	(46,157.00)	0.83	0.83	0.36
WESTPAC BANKING CORP NY CERT DEPOS	10/17/2014 0.310% 11/02/2015	96121TXW3	25,000,000.00	WELLSFAR		99.77	24,941,341.00	(58,659.00)	(58,659.00)	0.92	0.92	0.38
TORONTO DOMINION BANK NY CERT DEPOS	10/29/2014 0.320% 11/02/2015	89112UG47	25,000,000.00	TOR DOM		99.78	24,944,963.75	(55,036.25)	(55,036.25)	0.92	0.92	0.38
WESTPAC BANKING CORP NY CERT DEPOS	11/10/2014 0.330% 11/02/2015	96121TYE2	25,000,000.00	ICAP		99.93	24,981,859.25	(18,140.75)	(18,140.75)	0.92	0.92	0.38
WESTPAC BANKING CORP NY CERT DEPOS	11/17/2014 0.340% 11/17/2015	96121TYF9	25,000,000.00	ICAP		99.95	24,987,750.50	(12,249.50)	(12,249.50)	0.96	0.96	0.39
TORONTO DOMINION BANK NY CERT DEPOS	11/26/2014 0.320% 11/30/2015	89112US44	25,000,000.00	TOR DOM		99.76	24,940,357.50	(59,642.50)	(59,642.50)	1.00	1.00	0.40
<b>Security Type Sub-Total</b>			<b>850,000,000.00</b>				<b>849,611,477.50</b>	<b>(388,522.50)</b>	<b>(388,522.50)</b>	<b>0.38</b>	<b>0.38</b>	<b>0.24</b>
<b>Bank Deposit Account</b>												
STONECASTLE FICA		FICAMF003	50,000,000.00	OTHER		1.00	50,000,000.00	0.00	0.00	0.00	0.00	0.15
<b>Security Type Sub-Total</b>			<b>50,000,000.00</b>				<b>50,000,000.00</b>	<b>0.00</b>	<b>0.00</b>	<b>0.00</b>	<b>0.00</b>	<b>0.15</b>
<b>Managed Account Sub-Total</b>			<b>4,159,610,000.00</b>				<b>4,175,171,406.64</b>	<b>(4,155,733.46)</b>	<b>6,162,604.58</b>	<b>0.96</b>	<b>1.02</b>	<b>0.34</b>
<b>Securities Sub-Total</b>			<b>\$4,159,610,000.00</b>				<b>\$4,175,171,406.64</b>	<b>(\$4,155,733.46)</b>	<b>\$6,162,604.58</b>	<b>0.96</b>	<b>1.02</b>	<b>0.34%</b>
<b>Accrued Interest</b>							<b>\$5,631,860.23</b>					
<b>Total Investments</b>							<b>\$4,180,803,266.87</b>					

Bolded items are forward settling trades.



**Managed Account Security Transactions & Interest**

For the Month Ending **November 30, 2014**

**SAN BERNARDINO COUNTY - 76990800**

Transaction Type		Security Description	CUSIP	Par	Principal Proceeds	Accrued Interest	Total	Realized G/L Cost	Realized G/L Amort Cost	Sale Method
Trade	Settle									
<b>BUY</b>										
11/03/14	11/03/14	CREDIT AGRICOLE CIB NY COMM PAPER -- 0.000% 11/04/2014	22533UL43	101,000,000.00	(100,999,747.50)	0.00	(100,999,747.50)			
11/03/14	11/03/14	US BANK NA INT BEAR CP DTD 11/03/2014 0.100% 11/04/2014	90349QPB3	50,000,000.00	(50,000,000.00)	0.00	(50,000,000.00)			
11/03/14	11/03/14	US BANK NA INT BEAR CP DTD 11/03/2014 0.100% 11/04/2014	90349QPB3	50,000,000.00	(50,000,000.00)	0.00	(50,000,000.00)			
11/03/14	11/03/14	US BANK NA INT BEAR CP DTD 11/03/2014 0.100% 11/04/2014	90349QPB3	50,000,000.00	(50,000,000.00)	0.00	(50,000,000.00)			
11/03/14	11/04/14	BANK OF TOKYO MITSUBISHI LTD COMM PAPER -- 0.000% 01/02/2015	06538CN23	25,000,000.00	(24,993,444.44)	0.00	(24,993,444.44)			
11/03/14	11/04/14	BANK OF MONTREAL CHICAGO CERT DEPOS DTD 11/04/2014 0.100% 12/18/2014	06366CGR3	50,000,000.00	(50,000,000.00)	0.00	(50,000,000.00)			
11/04/14	11/04/14	CREDIT AGRICOLE CIB NY COMM PAPER -- 0.000% 11/05/2014	22533UL50	66,000,000.00	(65,999,835.00)	0.00	(65,999,835.00)			
11/04/14	11/04/14	US BANK NA INT BEAR CP DTD 11/04/2014 0.100% 11/05/2014	90349QPF4	50,000,000.00	(50,000,000.00)	0.00	(50,000,000.00)			
11/04/14	11/04/14	US BANK NA INT BEAR CP DTD 11/04/2014 0.100% 11/05/2014	90349QPF4	50,000,000.00	(50,000,000.00)	0.00	(50,000,000.00)			
11/04/14	11/04/14	US BANK NA INT BEAR CP DTD 11/04/2014 0.100% 11/05/2014	90349QPF4	50,000,000.00	(50,000,000.00)	0.00	(50,000,000.00)			
11/04/14	11/05/14	JP MORGAN SECURITIES LLC COMM PAPER DTD 11/05/2014 0.000% 02/04/2015	46640OP47	30,000,000.00	(29,984,833.33)	0.00	(29,984,833.33)			
11/05/14	11/05/14	US BANK NA INT BEAR CP DTD 11/05/2014 0.100% 11/06/2014	90349QPG2	50,000,000.00	(50,000,000.00)	0.00	(50,000,000.00)			
11/05/14	11/05/14	US BANK NA INT BEAR CP DTD 11/05/2014 0.100% 11/06/2014	90349QPG2	50,000,000.00	(50,000,000.00)	0.00	(50,000,000.00)			
11/05/14	11/05/14	US BANK NA INT BEAR CP DTD 11/05/2014 0.100% 11/06/2014	90349QPG2	40,000,000.00	(40,000,000.00)	0.00	(40,000,000.00)			



**Managed Account Security Transactions & Interest**

For the Month Ending **November 30, 2014**

**SAN BERNARDINO COUNTY - 76990800**

Transaction Type		Security Description	CUSIP	Par	Principal Proceeds	Accrued Interest	Total	Realized G/L Cost	Realized G/L Amort Cost	Sale Method
Trade	Settle									
<b>BUY</b>										
11/05/14	11/05/14	CREDIT AGRICOLE CIB NY COMM PAPER -- 0.000% 11/06/2014	22533UL68	50,000,000.00	(49,999,875.00)	0.00	(49,999,875.00)			
11/06/14	11/06/14	CREDIT AGRICOLE CIB NY COMM PAPER -- 0.000% 11/07/2014	22533UL76	60,000,000.00	(59,999,850.00)	0.00	(59,999,850.00)			
11/06/14	11/06/14	US BANK NA INT BEAR CP DTD 11/06/2014 0.100% 11/07/2014	90349QPJ6	50,000,000.00	(50,000,000.00)	0.00	(50,000,000.00)			
11/06/14	11/06/14	US BANK NA INT BEAR CP DTD 11/06/2014 0.100% 11/07/2014	90349QPJ6	50,000,000.00	(50,000,000.00)	0.00	(50,000,000.00)			
11/06/14	11/06/14	US BANK NA INT BEAR CP DTD 11/06/2014 0.100% 11/07/2014	90349QPJ6	50,000,000.00	(50,000,000.00)	0.00	(50,000,000.00)			
11/06/14	11/06/14	US BANK NA INT BEAR CP DTD 11/06/2014 0.100% 11/17/2014	90349QPN7	30,000,000.00	(30,000,000.00)	0.00	(30,000,000.00)			
11/06/14	11/07/14	FHLB NOTES DTD 09/19/2014 0.300% 12/18/2015	3130A32K9	25,000,000.00	(25,015,332.50)	(10,000.00)	(25,025,332.50)			
11/06/14	11/10/14	WESTPAC BANKING CORP NY CERT DEPOS DTD 11/10/2014 0.330% 11/02/2015	96121TYE2	25,000,000.00	(25,000,000.00)	0.00	(25,000,000.00)			
11/07/14	11/07/14	US BANK NA INT BEAR CP DTD 11/07/2014 0.100% 11/10/2014	90349OPL1	50,000,000.00	(50,000,000.00)	0.00	(50,000,000.00)			
11/07/14	11/07/14	US BANK NA INT BEAR CP DTD 11/07/2014 0.100% 11/10/2014	90349OPL1	50,000,000.00	(50,000,000.00)	0.00	(50,000,000.00)			
11/07/14	11/07/14	US BANK NA INT BEAR CP DTD 11/07/2014 0.100% 11/10/2014	90349OPL1	50,000,000.00	(50,000,000.00)	0.00	(50,000,000.00)			
11/07/14	11/07/14	CREDIT AGRICOLE CIB NY COMM PAPER -- 0.000% 11/10/2014	22533ULA9	50,000,000.00	(49,999,625.00)	0.00	(49,999,625.00)			
11/07/14	11/07/14	CREDIT AGRICOLE CIB NY COMM PAPER -- 0.000% 11/10/2014	22533ULA9	5,000,000.00	(4,999,962.50)	0.00	(4,999,962.50)			
11/10/14	11/10/14	US BANK NA INT BEAR CP DTD 11/10/2014 0.100% 11/12/2014	90349QPP2	50,000,000.00	(50,000,000.00)	0.00	(50,000,000.00)			



## Managed Account Security Transactions & Interest

For the Month Ending **November 30, 2014**

**SAN BERNARDINO COUNTY - 76990800**

Transaction Type		Security Description	CUSIP	Par	Principal Proceeds	Accrued Interest	Total	Realized G/L Cost	Realized G/L Amort Cost	Sale Method
Trade	Settle									
<b>BUY</b>										
11/10/14	11/10/14	US BANK NA INT BEAR CP DTD 11/10/2014 0.100% 11/12/2014	90349QPP2	50,000,000.00	(50,000,000.00)	0.00	(50,000,000.00)			
11/10/14	11/10/14	US BANK NA INT BEAR CP DTD 11/10/2014 0.100% 11/12/2014	90349QPP2	40,000,000.00	(40,000,000.00)	0.00	(40,000,000.00)			
11/10/14	11/10/14	CREDIT AGRICOLE CIB NY COMM PAPER -- 0.000% 11/12/2014	22533ULC5	60,000,000.00	(59,999,700.00)	0.00	(59,999,700.00)			
11/12/14	11/12/14	CREDIT AGRICOLE CIB NY COMM PAPER -- 0.000% 11/13/2014	22533ULD3	60,000,000.00	(59,999,850.00)	0.00	(59,999,850.00)			
11/12/14	11/12/14	US BANK NA INT BEAR CP DTD 11/12/2014 0.100% 11/13/2014	90349QPQ0	50,000,000.00	(50,000,000.00)	0.00	(50,000,000.00)			
11/12/14	11/12/14	US BANK NA INT BEAR CP DTD 11/12/2014 0.100% 11/13/2014	90349QPO0	50,000,000.00	(50,000,000.00)	0.00	(50,000,000.00)			
11/12/14	11/12/14	US BANK NA INT BEAR CP DTD 11/12/2014 0.100% 11/13/2014	90349QPO0	40,000,000.00	(40,000,000.00)	0.00	(40,000,000.00)			
11/12/14	11/14/14	BANK OF TOKYO MITSUBISHI COMM PAPER -- 0.000% 12/19/2014	06538CMK4	50,000,000.00	(49,992,708.33)	0.00	(49,992,708.33)			
11/13/14	11/13/14	CREDIT AGRICOLE CIB NY COMM PAPER -- 0.000% 11/14/2014	22533ULE1	55,000,000.00	(54,999,862.50)	0.00	(54,999,862.50)			
11/13/14	11/13/14	US BANK NA INT BEAR CP DTD 11/13/2014 0.100% 11/14/2014	90349QPU1	50,000,000.00	(50,000,000.00)	0.00	(50,000,000.00)			
11/13/14	11/13/14	US BANK NA INT BEAR CP DTD 11/13/2014 0.100% 11/14/2014	90349QPU1	50,000,000.00	(50,000,000.00)	0.00	(50,000,000.00)			
11/13/14	11/13/14	US BANK NA INT BEAR CP DTD 11/13/2014 0.100% 11/14/2014	90349QPU1	40,000,000.00	(40,000,000.00)	0.00	(40,000,000.00)			
11/13/14	11/17/14	WESTPAC BANKING CORP NY CERT DEPOS DTD 11/17/2014 0.340% 11/17/2015	96121TYF9	25,000,000.00	(25,000,000.00)	0.00	(25,000,000.00)			
11/14/14	11/14/14	US BANK NA INT BEAR CP DTD 11/14/2014 0.100% 11/17/2014	90349QPW7	50,000,000.00	(50,000,000.00)	0.00	(50,000,000.00)			



## Managed Account Security Transactions & Interest

For the Month Ending **November 30, 2014**

**SAN BERNARDINO COUNTY - 76990800**

Transaction Type		Security Description	CUSIP	Par	Principal Proceeds	Accrued Interest	Total	Realized G/L Cost	Realized G/L Amort Cost	Sale Method
Trade	Settle									
<b>BUY</b>										
11/14/14	11/14/14	US BANK NA INT BEAR CP DTD 11/14/2014 0.100% 11/17/2014	90349QPW7	50,000,000.00	(50,000,000.00)	0.00	(50,000,000.00)			
11/14/14	11/14/14	US BANK NA INT BEAR CP DTD 11/14/2014 0.100% 11/17/2014	90349QPW7	50,000,000.00	(50,000,000.00)	0.00	(50,000,000.00)			
11/14/14	11/14/14	BANK OF TOKYO MITSUBISHI UFJ LTD CP -- 0.000% 12/18/2014	06538CMJ7	25,000,000.00	(24,996,458.33)	0.00	(24,996,458.33)			
11/14/14	11/14/14	CREDIT AGRICOLE CIB NY COMM PAPER -- 0.000% 11/17/2014	22533ULH4	50,000,000.00	(49,999,625.00)	0.00	(49,999,625.00)			
11/17/14	11/17/14	CREDIT AGRICOLE CIB NY COMM PAPER -- 0.000% 11/18/2014	22533ULJ0	19,000,000.00	(18,999,947.22)	0.00	(18,999,947.22)			
11/17/14	11/17/14	US BANK NA INT BEAR CP DTD 11/17/2014 0.100% 11/18/2014	90349OPY3	40,000,000.00	(40,000,000.00)	0.00	(40,000,000.00)			
11/17/14	11/17/14	US BANK NA INT BEAR CP DTD 11/17/2014 0.100% 11/18/2014	90349OPY3	50,000,000.00	(50,000,000.00)	0.00	(50,000,000.00)			
11/17/14	11/17/14	US BANK NA INT BEAR CP DTD 11/17/2014 0.100% 11/18/2014	90349OPY3	50,000,000.00	(50,000,000.00)	0.00	(50,000,000.00)			
11/17/14	11/19/14	JP MORGAN SECURITIES LLC COMM PAPER -- 0.000% 02/18/2015	466400PJ4	25,000,000.00	(24,987,361.11)	0.00	(24,987,361.11)			
11/18/14	11/18/14	US BANK NA INT BEAR CP DTD 11/18/2014 0.100% 11/19/2014	90349QOA4	50,000,000.00	(50,000,000.00)	0.00	(50,000,000.00)			
11/18/14	11/18/14	US BANK NA INT BEAR CP DTD 11/18/2014 0.100% 11/19/2014	90349QOA4	50,000,000.00	(50,000,000.00)	0.00	(50,000,000.00)			
11/18/14	11/18/14	US BANK NA INT BEAR CP DTD 11/18/2014 0.100% 11/19/2014	90349QOA4	25,000,000.00	(25,000,000.00)	0.00	(25,000,000.00)			
11/18/14	11/18/14	CREDIT AGRICOLE CIB NY COMM PAPER -- 0.000% 11/19/2014	22533ULK7	50,000,000.00	(49,999,861.11)	0.00	(49,999,861.11)			
11/18/14	11/25/14	FFCB NOTES AGENCY DTD 11/25/2014 0.375% 05/25/2016	3133EECW8	25,000,000.00	(25,000,000.00)	0.00	(25,000,000.00)			





**Managed Account Security Transactions & Interest**

For the Month Ending **November 30, 2014**

**SAN BERNARDINO COUNTY - 76990800**

Transaction Type		Security Description	CUSIP	Par	Principal Proceeds	Accrued Interest	Total	Realized G/L Cost	Realized G/L Amort Cost	Sale Method
Trade	Settle									
<b>BUY</b>										
11/18/14	11/25/14	FFCB NOTES AGENCY DTD 11/25/2014 0.375% 05/25/2016	3133EECW8	25,000,000.00	(25,000,000.00)	0.00	(25,000,000.00)			
11/19/14	11/19/14	CREDIT AGRICOLE CIB NY COMM PAPER -- 0.000% 11/20/2014	22533ULL5	30,000,000.00	(29,999,916.67)	0.00	(29,999,916.67)			
11/19/14	11/19/14	US BANK NA INT BEAR CP DTD 11/19/2014 0.100% 11/20/2014	90349QQC0	100,000,000.00	(100,000,000.00)	0.00	(100,000,000.00)			
11/19/14	11/19/14	WELLS FARGO BANK NA CERT DEPOS DTD 11/19/2014 0.230% 05/19/2015	94988EB72	25,000,000.00	(25,000,000.00)	0.00	(25,000,000.00)			
11/20/14	11/20/14	US BANK NA INT BEAR CP DTD 11/20/2014 0.100% 11/21/2014	90349QOE6	50,000,000.00	(50,000,000.00)	0.00	(50,000,000.00)			
11/20/14	11/20/14	NATIXIS US BRANCH COMM PAPER -- 0.000% 12/01/2014	63873KM12	25,000,000.00	(24,999,159.72)	0.00	(24,999,159.72)			
11/20/14	11/20/14	CREDIT AGRICOLE CIB NY COMM PAPER -- 0.000% 11/21/2014	22533ULM3	15,000,000.00	(14,999,958.33)	0.00	(14,999,958.33)			
11/20/14	11/20/14	US BANK NA INT BEAR CP DTD 11/20/2014 0.100% 11/21/2014	90349QQE6	50,000,000.00	(50,000,000.00)	0.00	(50,000,000.00)			
11/21/14	11/21/14	US BANK NA INT BEAR CP DTD 11/21/2014 0.100% 11/24/2014	90349QOK2	50,000,000.00	(50,000,000.00)	0.00	(50,000,000.00)			
11/21/14	11/21/14	US BANK NA INT BEAR CP DTD 11/21/2014 0.100% 11/24/2014	90349QOK2	50,000,000.00	(50,000,000.00)	0.00	(50,000,000.00)			
11/21/14	11/21/14	US BANK NA INT BEAR CP DTD 11/21/2014 0.100% 11/24/2014	90349QOK2	25,000,000.00	(25,000,000.00)	0.00	(25,000,000.00)			
11/24/14	11/24/14	NATIXIS US BRANCH COMM PAPER -- 0.000% 12/01/2014	63873KM12	30,000,000.00	(29,999,358.33)	0.00	(29,999,358.33)			
11/24/14	11/24/14	CREDIT AGRICOLE CIB NY COMM PAPER -- 0.000% 11/25/2014	22533ULR2	180,000,000.00	(179,999,500.00)	0.00	(179,999,500.00)			
11/24/14	11/24/14	US BANK NA INT BEAR CP DTD 11/24/2014 0.100% 11/25/2014	90349QOL0	50,000,000.00	(50,000,000.00)	0.00	(50,000,000.00)			
11/24/14	11/24/14	US BANK NA INT BEAR CP DTD 11/24/2014 0.100% 11/25/2014	90349QOL0	50,000,000.00	(50,000,000.00)	0.00	(50,000,000.00)			



**Managed Account Security Transactions & Interest**

For the Month Ending **November 30, 2014**

**SAN BERNARDINO COUNTY - 76990800**

Transaction Type		Security Description	CUSIP	Par	Principal Proceeds	Accrued Interest	Total	Realized G/L Cost	Realized G/L Amort Cost	Sale Method
Trade	Settle									
<b>BUY</b>										
11/24/14	11/24/14	US BANK NA INT BEAR CP DTD 11/24/2014 0.100% 11/25/2014	90349QQL0	50,000,000.00	(50,000,000.00)	0.00	(50,000,000.00)			
11/24/14	11/25/14	SVENSKA HANDELSBANKEN NY CERT DEPOS DTD 11/25/2014 0.150% 02/02/2015	86958DLA8	50,000,000.00	(50,000,000.00)	0.00	(50,000,000.00)			
11/24/14	11/25/14	BANK OF TOKYO MITSUBISHI UFJ LTD CP -- 0.000% 12/18/2014	06538CMJ7	25,000,000.00	(24,997,763.89)	0.00	(24,997,763.89)			
11/25/14	11/25/14	CREDIT AGRICOLE CIB NY COMM PAPER -- 0.000% 11/26/2014	22533ULS0	51,000,000.00	(50,999,858.33)	0.00	(50,999,858.33)			
11/25/14	11/25/14	US BANK NA INT BEAR CP DTD 11/25/2014 0.100% 11/26/2014	90349QQN6	50,000,000.00	(50,000,000.00)	0.00	(50,000,000.00)			
11/25/14	11/25/14	US BANK NA INT BEAR CP DTD 11/25/2014 0.100% 11/26/2014	90349QON6	50,000,000.00	(50,000,000.00)	0.00	(50,000,000.00)			
11/25/14	11/25/14	US BANK NA INT BEAR CP DTD 11/25/2014 0.100% 11/26/2014	90349QON6	50,000,000.00	(50,000,000.00)	0.00	(50,000,000.00)			
11/25/14	11/25/14	NATIXIS US BRANCH COMM PAPER -- 0.000% 12/02/2014	63873KM20	30,000,000.00	(29,999,358.33)	0.00	(29,999,358.33)			
11/25/14	11/26/14	TORONTO DOMINION BANK NY CERT DEPOS DTD 11/26/2014 0.320% 11/30/2015	89112US44	25,000,000.00	(25,000,000.00)	0.00	(25,000,000.00)			
11/25/14	11/26/14	FHLB NOTES DTD 08/26/2010 2.000% 09/09/2016	313370TW8	25,000,000.00	(25,657,000.00)	(106,944.44)	(25,763,944.44)			
11/26/14	11/26/14	US BANK NA INT BEAR CP DTD 11/26/2014 0.100% 11/28/2014	90349QOO9	50,000,000.00	(50,000,000.00)	0.00	(50,000,000.00)			
11/26/14	11/26/14	US BANK NA INT BEAR CP DTD 11/26/2014 0.100% 11/28/2014	90349QQQ9	50,000,000.00	(50,000,000.00)	0.00	(50,000,000.00)			
11/26/14	11/26/14	US BANK NA INT BEAR CP DTD 11/26/2014 0.100% 11/28/2014	90349QOO9	50,000,000.00	(50,000,000.00)	0.00	(50,000,000.00)			
11/26/14	11/26/14	CREDIT AGRICOLE CIB NY COMM PAPER -- 0.000% 11/28/2014	22533ULU5	50,000,000.00	(49,999,722.22)	0.00	(49,999,722.22)			



**Managed Account Security Transactions & Interest**

For the Month Ending **November 30, 2014**

**SAN BERNARDINO COUNTY - 76990800**

Transaction Type		Security Description	CUSIP	Par	Principal Proceeds	Accrued Interest	Total	Realized G/L Cost	Realized G/L Amort Cost	Sale Method
Trade	Settle									
<b>BUY</b>										
11/28/14	11/28/14	US BANK NA INT BEAR CP DTD 11/28/2014 0.100% 12/01/2014	90349QOR7	40,000,000.00	(40,000,000.00)	0.00	(40,000,000.00)			
11/28/14	11/28/14	US BANK NA INT BEAR CP DTD 11/28/2014 0.100% 12/01/2014	90349QOR7	50,000,000.00	(50,000,000.00)	0.00	(50,000,000.00)			
11/28/14	11/28/14	US BANK NA INT BEAR CP DTD 11/28/2014 0.100% 12/01/2014	90349QOR7	50,000,000.00	(50,000,000.00)	0.00	(50,000,000.00)			
11/28/14	11/28/14	US BANK NA INT BEAR CP DTD 11/28/2014 0.100% 12/01/2014	90349QOR7	50,000,000.00	(50,000,000.00)	0.00	(50,000,000.00)			
11/28/14	11/28/14	CREDIT AGRICOLE CIB NY COMM PAPER -- 0.000% 12/01/2014	22533UM18	50,000,000.00	(49,999,625.00)	0.00	(49,999,625.00)			
11/28/14	11/28/14	CREDIT AGRICOLE CIB NY COMM PAPER -- 0.000% 12/01/2014	22533UM18	25,000,000.00	(24,999,812.50)	0.00	(24,999,812.50)			
<b>11/28/14</b>	<b>12/01/14</b>	<b>JP MORGAN SECURITIES LLC COMM PAPER -- 0.000% 03/02/2015</b>	<b>466400O20</b>	<b>25,000,000.00</b>	<b>(24,987,361.11)</b>	<b>0.00</b>	<b>(24,987,361.11)</b>			

**Transaction Type Sub-Total** **4,187,000,000.00 (4,187,606,273.30) (116,944.44) (4,187,723,217.74)**

<b>INTEREST</b>										
11/01/14	11/01/14	FFCB NOTES DTD 05/01/2012 0.500% 05/01/2015	3133EANJ3	25,000,000.00	0.00	62,500.00	62,500.00			
11/05/14	11/05/14	FFCB NOTES AGENCY DTD 02/05/2014 0.310% 11/05/2015	3133EDET5	50,000,000.00	0.00	77,500.00	77,500.00			
11/08/14	11/08/14	GENERAL ELEC CAP CORP (FLOAT) DTD 02/08/2012 1.032% 02/08/2016	36962G5T7	5,035,000.00	0.00	13,017.99	13,017.99			
11/09/14	11/09/14	FHLB NOTES (CALLABLE) BONDS DTD 11/09/2012 1.000% 11/09/2017	3133813R4	25,000,000.00	0.00	125,000.00	125,000.00			
11/14/14	11/14/14	FNMA NOTES (CALLED, OMD 11/14/16) DTD 11/14/2013 0.750% 11/14/2014	3136G1WX3	50,000,000.00	0.00	187,500.00	187,500.00			
11/15/14	11/15/14	US TREASURY NOTES DTD 05/15/2013 0.250% 05/15/2016	912828VC1	25,000,000.00	0.00	31,250.00	31,250.00			
11/15/14	11/15/14	FNMA NOTES (CALLABLE) DTD 11/15/2012 1.000% 11/15/2017	3135G0RQ8	25,000,000.00	0.00	125,000.00	125,000.00			



## Managed Account Security Transactions & Interest

For the Month Ending **November 30, 2014**

**SAN BERNARDINO COUNTY - 76990800**

Transaction Type		Security Description	CUSIP	Par	Principal Proceeds	Accrued Interest	Total	Realized G/L Cost	Realized G/L Amort Cost	Sale Method
Trade	Settle									
<b>INTEREST</b>										
11/15/14	11/15/14	FANNIE MAE NOTES DTD 10/20/2011 1.375% 11/15/2016	3135G0ES8	25,000,000.00	0.00	171,875.00	171,875.00			
11/15/14	11/15/14	FANNIE MAE NOTES DTD 10/20/2011 1.375% 11/15/2016	3135G0ES8	25,000,000.00	0.00	171,875.00	171,875.00			
11/15/14	11/15/14	US TREASURY NOTES DTD 11/15/2006 4.625% 11/15/2016	912828FY1	25,000,000.00	0.00	578,125.00	578,125.00			
11/15/14	11/15/14	FANNIE MAE NOTES DTD 10/20/2011 1.375% 11/15/2016	3135G0ES8	25,000,000.00	0.00	171,875.00	171,875.00			
11/17/14	11/17/14	FFCB (FLOATING) NOTES DTD 04/17/2014 0.205% 04/17/2017	3133EDJX1	25,000,000.00	0.00	4,380.90	4,380.90			
11/19/14	11/19/14	FFCB NOTES (CALLABLE) DTD 11/19/2013 1.810% 11/19/2018	3133EDA51	19,725,000.00	0.00	178,511.25	178,511.25			
11/24/14	11/24/14	FHLMC NOTES DTD 11/06/2012 0.450% 11/24/2015	3134G3W55	25,000,000.00	0.00	56,250.00	56,250.00			
11/27/14	11/27/14	FHLMC NOTES DTD 04/08/2011 2.500% 05/27/2016	3137EACT4	50,000,000.00	0.00	625,000.00	625,000.00			
11/27/14	11/27/14	FFCB (FLOATING) NOTES DTD 02/27/2014 0.211% 02/27/2017	3133EDFW7	30,000,000.00	0.00	5,347.50	5,347.50			
11/30/14	11/30/14	FIDELITY GOV'T MM FUND 57	316175108	0.00	0.00	123.30	123.30			
11/30/14	11/30/14	US TREASURY NOTES DTD 05/31/2011 1.750% 05/31/2016	912828OP8	25,000,000.00	0.00	218,750.00	218,750.00			
11/30/14	11/30/14	CALIFORNIA ASSET MANAGEMENT PROGRAM	CAMPMF025	0.00	0.00	2,116.68	2,116.68			
11/30/14	11/30/14	US TREASURY NOTES DTD 05/31/2012 0.625% 05/31/2017	912828SY7	15,000,000.00	0.00	46,875.00	46,875.00			
11/30/14	11/30/14	STONECASTLE FICA	FICAMF003	0.00	0.00	6,160.20	6,160.20			
11/30/14	11/30/14	FEDERATED GOVT OBLIGATIONS FUND	60934N104	0.00	0.00	94.01	94.01			
<b>Transaction Type Sub-Total</b>				<b>494,760,000.00</b>	<b>0.00</b>	<b>2,859,126.83</b>	<b>2,859,126.83</b>			
<b>MATURITY</b>										
11/03/14	11/03/14	US BANK NA INT BEAR DTD 10/31/2014 0.100% 11/03/2014	90349QNX7	50,000,000.00	50,000,000.00	416.67	50,000,416.67	0.00	0.00	
11/03/14	11/03/14	US BANK NA INT BEAR DTD 10/31/2014 0.100% 11/03/2014	90349QNX7	50,000,000.00	50,000,000.00	416.67	50,000,416.67	0.00	0.00	



**Managed Account Security Transactions & Interest**

For the Month Ending **November 30, 2014**

**SAN BERNARDINO COUNTY - 76990800**

Transaction Type		Security Description	CUSIP	Par	Principal Proceeds	Accrued Interest	Total	Realized G/L Cost	Realized G/L Amort Cost	Sale Method
Trade	Settle									
<b>MATURITY</b>										
11/03/14	11/03/14	US BANK NA INT BEAR DTD 10/31/2014 0.100% 11/03/2014	90349QNX7	50,000,000.00	50,000,000.00	416.67	50,000,416.67	0.00	0.00	
11/03/14	11/03/14	SVENSKA HANDELSBANKEN NY CERT DEPOS DTD 09/24/2014 0.115% 11/03/2014	86958DHH8	30,000,000.00	30,000,000.00	3,833.33	30,003,833.33	0.00	0.00	
11/03/14	11/03/14	CREDIT AGRICOLE CIB NY COMM PAPER -- 0.000% 11/03/2014	22533UL35	40,000,000.00	40,000,000.00	0.00	40,000,000.00	233.33	0.00	
11/03/14	11/03/14	BANK OF TOKYO MITSUBISHI UFJ COMM PAPER -- 0.000% 11/03/2014	06538CL33	25,000,000.00	25,000,000.00	0.00	25,000,000.00	486.11	0.00	
11/03/14	11/03/14	BANK OF MONTREAL CHICAGO CERT DEPOS DTD 10/02/2014 0.100% 11/03/2014	06366CCZ9	50,000,000.00	50,000,000.00	4,444.44	50,004,444.44	0.00	0.00	
11/03/14	11/03/14	BANK OF MONTREAL CHICAGO CERT DEPOS DTD 08/05/2014 0.170% 11/03/2014	06366BT83	30,000,000.00	30,000,000.00	12,750.00	30,012,750.00	0.00	0.00	
11/03/14	11/03/14	SVENSKA HANDELSBANKEN NY CERT DEPOS DTD 07/31/2014 0.165% 11/03/2014	86958DEM0	25,000,000.00	25,000,000.00	10,885.42	25,010,885.42	(329.72)	0.00	
11/04/14	11/04/14	US BANK NA INT BEAR CP DTD 11/03/2014 0.100% 11/04/2014	90349QPB3	50,000,000.00	50,000,000.00	138.89	50,000,138.89	0.00	0.00	
11/04/14	11/04/14	US BANK NA INT BEAR CP DTD 10/29/2014 0.100% 11/04/2014	90349ONP4	40,000,000.00	40,000,000.00	666.67	40,000,666.67	0.00	0.00	
11/04/14	11/04/14	CREDIT AGRICOLE CIB NY COMM PAPER -- 0.000% 11/04/2014	22533UL43	101,000,000.00	101,000,000.00	0.00	101,000,000.00	252.50	0.00	
11/04/14	11/04/14	US BANK NA INT BEAR CP DTD 11/03/2014 0.100% 11/04/2014	90349QPB3	50,000,000.00	50,000,000.00	138.89	50,000,138.89	0.00	0.00	
11/04/14	11/04/14	US BANK NA INT BEAR CP DTD 11/03/2014 0.100% 11/04/2014	90349QPB3	50,000,000.00	50,000,000.00	138.89	50,000,138.89	0.00	0.00	
11/05/14	11/05/14	CREDIT AGRICOLE CIB NY COMM PAPER -- 0.000% 11/05/2014	22533UL50	66,000,000.00	66,000,000.00	0.00	66,000,000.00	165.00	0.00	



**Managed Account Security Transactions & Interest**

For the Month Ending **November 30, 2014**

**SAN BERNARDINO COUNTY - 76990800**

Transaction Type		Security Description	CUSIP	Par	Principal Proceeds	Accrued Interest	Total	Realized G/L Cost	Realized G/L Amort Cost	Sale Method
Trade	Settle									
<b>MATURITY</b>										
11/05/14	11/05/14	US BANK NA INT BEAR CP DTD 11/04/2014 0.100% 11/05/2014	90349QPF4	50,000,000.00	50,000,000.00	138.89	50,000,138.89	0.00	0.00	
11/05/14	11/05/14	US BANK NA INT BEAR CP DTD 11/04/2014 0.100% 11/05/2014	90349QPF4	50,000,000.00	50,000,000.00	138.89	50,000,138.89	0.00	0.00	
11/05/14	11/05/14	US BANK NA INT BEAR CP DTD 11/04/2014 0.100% 11/05/2014	90349QPF4	50,000,000.00	50,000,000.00	138.89	50,000,138.89	0.00	0.00	
11/06/14	11/06/14	US BANK NA INT BEAR CP DTD 11/05/2014 0.100% 11/06/2014	90349QPG2	50,000,000.00	50,000,000.00	138.89	50,000,138.89	0.00	0.00	
11/06/14	11/06/14	US BANK NA INT BEAR CP DTD 11/05/2014 0.100% 11/06/2014	90349QPG2	50,000,000.00	50,000,000.00	138.89	50,000,138.89	0.00	0.00	
11/06/14	11/06/14	US BANK NA INT BEAR CP DTD 11/05/2014 0.100% 11/06/2014	90349QPG2	40,000,000.00	40,000,000.00	111.11	40,000,111.11	0.00	0.00	
11/06/14	11/06/14	CREDIT AGRICOLE CIB NY COMM PAPER -- 0.000% 11/06/2014	22533UL68	50,000,000.00	50,000,000.00	0.00	50,000,000.00	125.00	0.00	
11/06/14	11/06/14	GENERAL ELECTRIC CO COMM PAPER DTD 10/30/2014 0.000% 11/06/2014	36960ML68	50,000,000.00	50,000,000.00	0.00	50,000,000.00	583.33	0.00	
11/07/14	11/07/14	BANK OF TOKYO MITSUBISHI COMM PAPER -- 0.000% 11/07/2014	06538CL74	25,000,000.00	25,000,000.00	0.00	25,000,000.00	3,645.83	0.00	
11/07/14	11/07/14	CREDIT AGRICOLE CIB NY COMM PAPER -- 0.000% 11/07/2014	22533UL76	60,000,000.00	60,000,000.00	0.00	60,000,000.00	150.00	0.00	
11/07/14	11/07/14	US BANK NA INT BEAR CP DTD 11/06/2014 0.100% 11/07/2014	90349QPJ6	50,000,000.00	50,000,000.00	138.89	50,000,138.89	0.00	0.00	
11/07/14	11/07/14	US BANK NA INT BEAR CP DTD 11/06/2014 0.100% 11/07/2014	90349QPJ6	50,000,000.00	50,000,000.00	138.89	50,000,138.89	0.00	0.00	
11/07/14	11/07/14	US BANK NA INT BEAR CP DTD 11/06/2014 0.100% 11/07/2014	90349QPJ6	50,000,000.00	50,000,000.00	138.89	50,000,138.89	0.00	0.00	
11/10/14	11/10/14	NORDEA BANK FINLAND NY CERT DEPOS DTD 08/11/2014 0.160% 11/10/2014	65558E2F4	25,000,000.00	25,000,000.00	10,111.11	25,010,111.11	0.00	0.00	



**Managed Account Security Transactions & Interest**

For the Month Ending **November 30, 2014**

**SAN BERNARDINO COUNTY - 76990800**

Transaction Type		Security Description	CUSIP	Par	Principal Proceeds	Accrued Interest	Total	Realized G/L Cost	Realized G/L Amort Cost	Sale Method
Trade	Settle									
<b>MATURITY</b>										
11/10/14	11/10/14	CREDIT AGRICOLE CIB NY COMM PAPER -- 0.000% 11/10/2014	22533ULA9	50,000,000.00	50,000,000.00	0.00	50,000,000.00	375.00	0.00	
11/10/14	11/10/14	CREDIT AGRICOLE CIB NY COMM PAPER -- 0.000% 11/10/2014	22533ULA9	5,000,000.00	5,000,000.00	0.00	5,000,000.00	37.50	0.00	
11/10/14	11/10/14	US BANK NA INT BEAR CP DTD 11/07/2014 0.100% 11/10/2014	90349QPL1	50,000,000.00	50,000,000.00	416.67	50,000,416.67	0.00	0.00	
11/10/14	11/10/14	US BANK NA INT BEAR CP DTD 11/07/2014 0.100% 11/10/2014	90349QPL1	50,000,000.00	50,000,000.00	416.67	50,000,416.67	0.00	0.00	
11/10/14	11/10/14	US BANK NA INT BEAR CP DTD 11/07/2014 0.100% 11/10/2014	90349QPL1	50,000,000.00	50,000,000.00	416.67	50,000,416.67	0.00	0.00	
11/12/14	11/12/14	US BANK NA INT BEAR CP DTD 11/10/2014 0.100% 11/12/2014	90349OPP2	50,000,000.00	50,000,000.00	277.78	50,000,277.78	0.00	0.00	
11/12/14	11/12/14	US BANK NA INT BEAR CP DTD 11/10/2014 0.100% 11/12/2014	90349OPP2	50,000,000.00	50,000,000.00	277.78	50,000,277.78	0.00	0.00	
11/12/14	11/12/14	US BANK NA INT BEAR CP DTD 11/10/2014 0.100% 11/12/2014	90349OPP2	40,000,000.00	40,000,000.00	222.22	40,000,222.22	0.00	0.00	
11/12/14	11/12/14	BANK OF TOKYO MITSUBISHI COMM PAPER -- 0.000% 11/12/2014	06538CLC3	25,000,000.00	25,000,000.00	0.00	25,000,000.00	4,166.67	0.00	
11/12/14	11/12/14	CREDIT AGRICOLE CIB NY COMM PAPER -- 0.000% 11/12/2014	22533ULC5	60,000,000.00	60,000,000.00	0.00	60,000,000.00	300.00	0.00	
11/13/14	11/13/14	BANK OF TOKYO MITSUBISHI UFJ LTD CD DTD 10/30/2014 0.120% 11/13/2014	06538H2N9	25,000,000.00	25,000,000.00	1,166.67	25,001,166.67	0.00	0.00	
11/13/14	11/13/14	CREDIT AGRICOLE CIB NY COMM PAPER -- 0.000% 11/13/2014	22533ULD3	60,000,000.00	60,000,000.00	0.00	60,000,000.00	150.00	0.00	
11/13/14	11/13/14	US BANK NA INT BEAR CP DTD 11/12/2014 0.100% 11/13/2014	90349QPQ0	50,000,000.00	50,000,000.00	138.89	50,000,138.89	0.00	0.00	
11/13/14	11/13/14	US BANK NA INT BEAR CP DTD 11/12/2014 0.100% 11/13/2014	90349QPO0	50,000,000.00	50,000,000.00	138.89	50,000,138.89	0.00	0.00	



**Managed Account Security Transactions & Interest**

For the Month Ending **November 30, 2014**

**SAN BERNARDINO COUNTY - 76990800**

Transaction Type		Security Description	CUSIP	Par	Principal Proceeds	Accrued Interest	Total	Realized G/L Cost	Realized G/L Amort Cost	Sale Method
Trade	Settle									
<b>MATURITY</b>										
11/13/14	11/13/14	US BANK NA INT BEAR CP DTD 11/12/2014 0.100% 11/13/2014	90349QPQ0	40,000,000.00	40,000,000.00	111.11	40,000,111.11	0.00	0.00	
11/14/14	11/14/14	US BANK NA INT BEAR CP DTD 11/13/2014 0.100% 11/14/2014	90349QPU1	50,000,000.00	50,000,000.00	138.89	50,000,138.89	0.00	0.00	
11/14/14	11/14/14	US BANK NA INT BEAR CP DTD 11/13/2014 0.100% 11/14/2014	90349QPU1	40,000,000.00	40,000,000.00	111.11	40,000,111.11	0.00	0.00	
11/14/14	11/14/14	US BANK NA INT BEAR CP DTD 11/13/2014 0.100% 11/14/2014	90349QPU1	50,000,000.00	50,000,000.00	138.89	50,000,138.89	0.00	0.00	
11/14/14	11/14/14	BANK OF TOKYO MITSUBISHI UFJ LTD CD DTD 10/29/2014 0.120% 11/14/2014	06538H2T6	25,000,000.00	25,000,000.00	1,333.33	25,001,333.33	0.00	0.00	
11/14/14	11/14/14	FNMA NOTES (CALLED, OMD 11/14/16) DTD 11/14/2013 0.750% 11/14/2014	3136G1WX3	50,000,000.00	50,000,000.00	0.00	50,000,000.00	20,000.00	0.00	
11/14/14	11/14/14	CREDIT AGRICOLE CIB NY COMM PAPER -- 0.000% 11/14/2014	22533ULE1	55,000,000.00	55,000,000.00	0.00	55,000,000.00	137.50	0.00	
11/17/14	11/17/14	CREDIT AGRICOLE CIB NY COMM PAPER -- 0.000% 11/17/2014	22533ULH4	50,000,000.00	50,000,000.00	0.00	50,000,000.00	375.00	0.00	
11/17/14	11/17/14	SVENSKA HANDELSBANKEN NY CERT DEPOS DTD 08/19/2014 0.170% 11/17/2014	86958DFB3	25,000,000.00	25,000,000.00	10,625.00	25,010,625.00	0.00	0.00	
11/17/14	11/17/14	US BANK NA INT BEAR CP DTD 11/14/2014 0.100% 11/17/2014	90349QPW7	50,000,000.00	50,000,000.00	416.67	50,000,416.67	0.00	0.00	
11/17/14	11/17/14	US BANK NA INT BEAR CP DTD 11/14/2014 0.100% 11/17/2014	90349QPW7	50,000,000.00	50,000,000.00	416.67	50,000,416.67	0.00	0.00	
11/17/14	11/17/14	US BANK NA INT BEAR CP DTD 11/14/2014 0.100% 11/17/2014	90349QPW7	50,000,000.00	50,000,000.00	416.67	50,000,416.67	0.00	0.00	
11/17/14	11/17/14	US BANK NA INT BEAR CP DTD 11/06/2014 0.100% 11/17/2014	90349OPN7	30,000,000.00	30,000,000.00	916.67	30,000,916.67	0.00	0.00	
11/18/14	11/18/14	US BANK NA INT BEAR CP DTD 11/17/2014 0.100% 11/18/2014	90349OPY3	50,000,000.00	50,000,000.00	138.89	50,000,138.89	0.00	0.00	
11/18/14	11/18/14	US BANK NA INT BEAR CP DTD 11/17/2014 0.100% 11/18/2014	90349OPY3	40,000,000.00	40,000,000.00	111.11	40,000,111.11	0.00	0.00	





**Managed Account Security Transactions & Interest**

For the Month Ending **November 30, 2014**

**SAN BERNARDINO COUNTY - 76990800**

Transaction Type		Security Description	CUSIP	Par	Principal Proceeds	Accrued Interest	Total	Realized G/L Cost	Realized G/L Amort Cost	Sale Method
Trade	Settle									
<b>MATURITY</b>										
11/18/14	11/18/14	US BANK NA INT BEAR CP DTD 11/17/2014 0.100% 11/18/2014	90349QPY3	50,000,000.00	50,000,000.00	138.89	50,000,138.89	0.00	0.00	
11/18/14	11/18/14	CREDIT AGRICOLE CIB NY COMM PAPER -- 0.000% 11/18/2014	22533ULJ0	19,000,000.00	19,000,000.00	0.00	19,000,000.00	52.78	0.00	
11/19/14	11/19/14	US BANK NA INT BEAR CP DTD 11/18/2014 0.100% 11/19/2014	90349QQA4	50,000,000.00	50,000,000.00	138.89	50,000,138.89	0.00	0.00	
11/19/14	11/19/14	US BANK NA INT BEAR CP DTD 11/18/2014 0.100% 11/19/2014	90349QOA4	50,000,000.00	50,000,000.00	138.89	50,000,138.89	0.00	0.00	
11/19/14	11/19/14	US BANK NA INT BEAR CP DTD 11/18/2014 0.100% 11/19/2014	90349QOA4	25,000,000.00	25,000,000.00	69.44	25,000,069.44	0.00	0.00	
11/19/14	11/19/14	CREDIT AGRICOLE CIB NY COMM PAPER -- 0.000% 11/19/2014	22533ULK7	50,000,000.00	50,000,000.00	0.00	50,000,000.00	138.89	0.00	
11/20/14	11/20/14	CREDIT AGRICOLE CIB NY COMM PAPER -- 0.000% 11/20/2014	22533ULL5	30,000,000.00	30,000,000.00	0.00	30,000,000.00	83.33	0.00	
11/20/14	11/20/14	US BANK NA INT BEAR CP DTD 11/19/2014 0.100% 11/20/2014	90349OOC0	100,000,000.00	100,000,000.00	277.78	100,000,277.78	0.00	0.00	
11/21/14	11/21/14	CREDIT AGRICOLE CIB NY COMM PAPER -- 0.000% 11/21/2014	22533ULM3	15,000,000.00	15,000,000.00	0.00	15,000,000.00	41.67	0.00	
11/21/14	11/21/14	US BANK NA INT BEAR CP DTD 11/20/2014 0.100% 11/21/2014	90349QOE6	50,000,000.00	50,000,000.00	138.89	50,000,138.89	0.00	0.00	
11/21/14	11/21/14	US BANK NA INT BEAR CP DTD 11/20/2014 0.100% 11/21/2014	90349QOE6	50,000,000.00	50,000,000.00	138.89	50,000,138.89	0.00	0.00	
11/24/14	11/24/14	US BANK NA INT BEAR CP DTD 11/21/2014 0.100% 11/24/2014	90349QOK2	50,000,000.00	50,000,000.00	416.67	50,000,416.67	0.00	0.00	
11/24/14	11/24/14	US BANK NA INT BEAR CP DTD 11/21/2014 0.100% 11/24/2014	90349QOK2	50,000,000.00	50,000,000.00	416.67	50,000,416.67	0.00	0.00	
11/24/14	11/24/14	US BANK NA INT BEAR CP DTD 11/21/2014 0.100% 11/24/2014	90349QOK2	25,000,000.00	25,000,000.00	208.33	25,000,208.33	0.00	0.00	



## Managed Account Security Transactions & Interest

For the Month Ending **November 30, 2014**

**SAN BERNARDINO COUNTY - 76990800**

Transaction Type		Security Description	CUSIP	Par	Principal Proceeds	Accrued Interest	Total	Realized G/L Cost	Realized G/L Amort Cost	Sale Method
Trade	Settle									
<b>MATURITY</b>										
11/25/14	11/25/14	CREDIT AGRICOLE CIB NY COMM PAPER -- 0.000% 11/25/2014	22533ULR2	180,000,000.00	180,000,000.00	0.00	180,000,000.00	500.00	0.00	
11/25/14	11/25/14	US BANK NA INT BEAR CP DTD 11/24/2014 0.100% 11/25/2014	90349OOL0	50,000,000.00	50,000,000.00	138.89	50,000,138.89	0.00	0.00	
11/25/14	11/25/14	US BANK NA INT BEAR CP DTD 11/24/2014 0.100% 11/25/2014	90349OQL0	50,000,000.00	50,000,000.00	138.89	50,000,138.89	0.00	0.00	
11/25/14	11/25/14	US BANK NA INT BEAR CP DTD 11/24/2014 0.100% 11/25/2014	90349OOL0	50,000,000.00	50,000,000.00	138.89	50,000,138.89	0.00	0.00	
11/26/14	11/26/14	US BANK NA INT BEAR CP DTD 11/25/2014 0.100% 11/26/2014	90349OON6	50,000,000.00	50,000,000.00	138.89	50,000,138.89	0.00	0.00	
11/26/14	11/26/14	US BANK NA INT BEAR CP DTD 11/25/2014 0.100% 11/26/2014	90349QQN6	50,000,000.00	50,000,000.00	138.89	50,000,138.89	0.00	0.00	
11/26/14	11/26/14	US BANK NA INT BEAR CP DTD 11/25/2014 0.100% 11/26/2014	90349OON6	50,000,000.00	50,000,000.00	138.89	50,000,138.89	0.00	0.00	
11/26/14	11/26/14	CREDIT AGRICOLE CIB NY COMM PAPER -- 0.000% 11/26/2014	22533ULS0	51,000,000.00	51,000,000.00	0.00	51,000,000.00	141.67	0.00	
11/28/14	11/28/14	US BANK NA INT BEAR CP DTD 11/26/2014 0.100% 11/28/2014	90349OOO9	50,000,000.00	50,000,000.00	277.78	50,000,277.78	0.00	0.00	
11/28/14	11/28/14	US BANK NA INT BEAR CP DTD 11/26/2014 0.100% 11/28/2014	90349QQQ9	50,000,000.00	50,000,000.00	277.78	50,000,277.78	0.00	0.00	
11/28/14	11/28/14	US BANK NA INT BEAR CP DTD 11/26/2014 0.100% 11/28/2014	90349OOO9	50,000,000.00	50,000,000.00	277.78	50,000,277.78	0.00	0.00	
11/28/14	11/28/14	CREDIT AGRICOLE CIB NY COMM PAPER -- 0.000% 11/28/2014	22533ULU5	50,000,000.00	50,000,000.00	0.00	50,000,000.00	277.78	0.00	
<b>Transaction Type Sub-Total</b>				<b>3,972,000,000.00</b>	<b>3,972,000,000.00</b>	<b>67,677.15</b>	<b>3,972,067,677.15</b>	<b>32,089.17</b>	<b>0.00</b>	
<b>Managed Account Sub-Total</b>					<b>(215,606,273.30)</b>	<b>2,809,859.54</b>	<b>(212,796,413.76)</b>	<b>32,089.17</b>	<b>0.00</b>	
<b>Total Security Transactions</b>					<b>(215,606,273.30)</b>	<b>\$2,809,859.54</b>	<b>(\$212,796,413.76)</b>	<b>\$32,089.17</b>	<b>\$0.00</b>	

Bolded items are forward settling trades.