



Customer Service
PO Box 11813
Harrisburg, PA 17108-1813

ACCOUNT STATEMENT

For the Month Ending

May 31, 2019

SAN BERNARDINO COUNTY

Client Management Team

Kenneth Schiebel, CFA

Managing Director
213 Market Street
Harrisburg, PA 17101-2141
717-232-2723
schiebelk@pfm.com

Danny A. Nelson

Senior Managing Consultant
190 South LaSalle, Suite 2000
Chicago, IL 60603
312-523-2434
nelsond@pfm.com

Contents

Cover/Disclosures
Summary Statement
Individual Accounts

Accounts included in Statement

76990800 SAN BERNARDINO COUNTY

SAN BERNARDINO COUNTY
PARTH BHATT
268 WEST HOSPITALITY LANE
FIRST FLOOR
SAN BERNARDINO, CA 92415-0360

Online Access www.pfm.com

Customer Service 1-717-232-2723

**Important Disclosures****Important Disclosures**

This statement is for general information purposes only and is not intended to provide specific advice or recommendations. PFM Asset Management LLC ("PFM") is an investment advisor registered with the Securities and Exchange Commission, and is required to maintain a written disclosure statement of our background and business experience. If you would like to receive a copy of our current disclosure statement, please contact Service Operations at the address below.

Proxy Voting PFM does not normally receive proxies to vote on behalf of its clients. However, it does on occasion receive consent requests. In the event a consent request is received the portfolio manager contacts the client and then proceeds according to their instructions. PFM's Proxy Voting Policy is available upon request by contacting Service Operations at the address below.

Questions About an Account PFM's monthly statement is intended to detail our investment advisory activity as well as the activity of any accounts held by clients in pools that are managed by PFM. The custodian bank maintains the control of assets and executes (i.e., settles) all investment transactions. The custodian statement is the official record of security and cash holdings and transactions. PFM recognizes that clients may use these reports to facilitate record keeping and that the custodian bank statement and the PFM statement should be reconciled and differences resolved. Many custodians use a settlement date basis which may result in the need to reconcile due to a timing difference.

Account Control PFM does not have the authority to withdraw funds from or deposit funds to the custodian. Our clients retain responsibility for their internal accounting policies; implementing and enforcing internal controls and generating ledger entries or otherwise recording transactions.

Market Value Generally, PFM's market prices are derived from closing bid prices as of the last business day of the month as supplied by ICE Data Services or Bloomberg. Where prices are not available from generally recognized sources the securities are priced using a yield-based matrix system to arrive at an estimated market value. Prices that fall between data points are interpolated. Non-negotiable FDIC-insured bank certificates of deposit are priced at par. Although PFM believes the prices to be reliable, the values of the securities do not always represent the prices at which the securities could have been bought or sold. Explanation of the valuation methods for money market and TERM funds is contained in the appropriate fund information statement.

Amortized Cost The original cost of the principal of the security is adjusted for the amount of the periodic reduction of any discount or premium from the purchase date until the date of the report. Discount or premium with respect to short term securities (those with less than one year to maturity at time of issuance) is amortized on a straightline basis. Such discount or premium with respect to longer term securities is amortized using the constant yield basis.

Tax Reporting Cost data and realized gains / losses are provided for informational purposes only. Please review for accuracy and consult your tax advisor to determine the tax consequences of your security transactions. PFM does not report such information to the IRS or other taxing authorities and is not responsible for the accuracy of such information that may be required to be reported to federal, state or other taxing authorities.

Financial Situation In order to better serve you, PFM should be promptly notified of any material change in your investment objective or financial situation.

Callable Securities Securities subject to redemption prior to maturity may be redeemed in whole or in part before maturity, which could affect the yield represented.

Portfolio The securities in this portfolio, including shares of mutual funds, are not guaranteed or otherwise protected by PFM, the FDIC (except for certain non-negotiable certificates of deposit) or any government agency. Investment in securities involves risks, including the possible loss of the amount invested. Actual settlement values, accrued interest, and amortized cost amounts may vary for securities subject to an adjustable interest rate or subject to principal paydowns. Any changes to the values shown may be reflected within the next monthly statement's beginning values.

Rating Information provided for ratings is based upon a good faith inquiry of selected sources, but its accuracy and completeness cannot be guaranteed. Shares of some money market and TERM funds are marketed through representatives of PFM's wholly owned subsidiary, PFM Fund Distributors, Inc. PFM Fund Distributors, Inc. is registered with the SEC as a broker/dealer and is a member of the Financial Industry Regulatory Authority ("FINRA") and the Municipal Securities Rulemaking Board ("MSRB"). You may reach the FINRA by calling the FINRA Regulator Public Disclosure Hotline at 1-888-289-9999 or at the FINRA Regulation Internet website address www.nasd.com. A brochure describing the FINRA Regulation Public Disclosure Program is also available from the FINRA upon request.

Key Terms and Definitions

Dividends on money market funds consist of interest earned, plus any discount ratably amortized to the date of maturity, plus all realized gains and losses on the sale of securities prior to maturity, less ratably amortization of any premium and all accrued expenses to the fund. Dividends are accrued daily and may be paid either monthly or quarterly. The monthly earnings on this statement represent the estimated dividend accrued for the month for any program that distributes earnings on a quarterly basis. There is no guarantee that the estimated amount will be paid on the actual distribution date.

Current Yield is the net change, exclusive of capital changes and income other than investment income, in the value of a hypothetical fund account with a balance of one share over the seven-day base period including the statement date, expressed as a percentage of the value of one share (normally \$1.00 per share) at the beginning of the seven-day period. This resulting net change in account value is then annualized by multiplying it by

365 and dividing the result by 7. The yields quoted should not be considered a representation of the yield of the fund in the future, since the yield is not fixed.

Average maturity represents the average maturity of all securities and investments of a portfolio, determined by multiplying the par or principal value of each security or investment by its maturity (days or years), summing the products, and dividing the sum by the total principal value of the portfolio. The stated maturity date of mortgage backed or callable securities are used in this statement. However the actual maturity of these securities could vary depending on the level or prepayments on the underlying mortgages or whether a callable security has or is still able to be called.

Monthly distribution yield represents the net change in the value of one share (normally \$1.00 per share) resulting from all dividends declared during the month by a fund expressed as a percentage of the value of one share at the beginning of the month. This resulting net change is then annualized by multiplying it by 365 and dividing it by the number of calendar days in the month.

YTM at Cost The yield to maturity at cost is the expected rate of return, based on the original cost, the annual interest receipts, maturity value and the time period from purchase date to maturity, stated as a percentage, on an annualized basis.

YTM at Market The yield to maturity at market is the rate of return, based on the current market value, the annual interest receipts, maturity value and the time period remaining until maturity, stated as a percentage, on an annualized basis.

Managed Account A portfolio of investments managed discretely by PFM according to the client's specific investment policy and requirements. The investments are directly owned by the client and held by the client's custodian.

Unsettled Trade A trade which has been executed however the final consummation of the security transaction and payment has not yet taken place.

Please review the detail pages of this statement carefully. If you think your statement is wrong, missing account information, or if you need more information about a transaction, please contact PFM within 60 days of receipt. If you have other concerns or questions regarding your account you should contact a member of your client management team or PFM Service Operations at the address below.

PFM Asset Management LLC
Attn: Service Operations
213 Market Street
Harrisburg, PA 17101



Consolidated Summary Statement

Account Statement

For the Month Ending **May 31, 2019**

SAN BERNARDINO COUNTY

Portfolio Summary		
Portfolio Holdings	Cash Dividends and Income	Closing Market Value
PFM Managed Account	14,401,224.94	7,090,180,447.32
Cash Balance	0.00	178,091,011.56
Total	\$14,401,224.94	\$7,268,271,458.88

Investment Allocation		
Investment Type	Closing Market Value	Percent
Asset-Backed Security	69,969,521.05	0.96
Bank Note	107,346,911.00	1.48
Certificate of Deposit	859,752,512.00	11.83
Commercial Paper	965,698,228.00	13.29
Corporate Note	154,247,031.15	2.12
Federal Agency Bond / Note	1,847,774,024.12	25.42
Federally Insured Cash Account	50,000,000.00	0.69
Joint Powers Authority	200,000,000.00	2.75
Money Market Mutual Fund	2,000,000.00	0.03
NOW Account	225,000,000.00	3.10
Supra-National Agency Bond / Note	521,722,495.00	7.18
Supra-National Discount Note	48,959,350.00	0.67
U.S. Treasury Bond / Note	2,037,710,375.00	28.03
Cash Balance	178,091,011.56	2.45
Total	\$7,268,271,458.88	100.00%



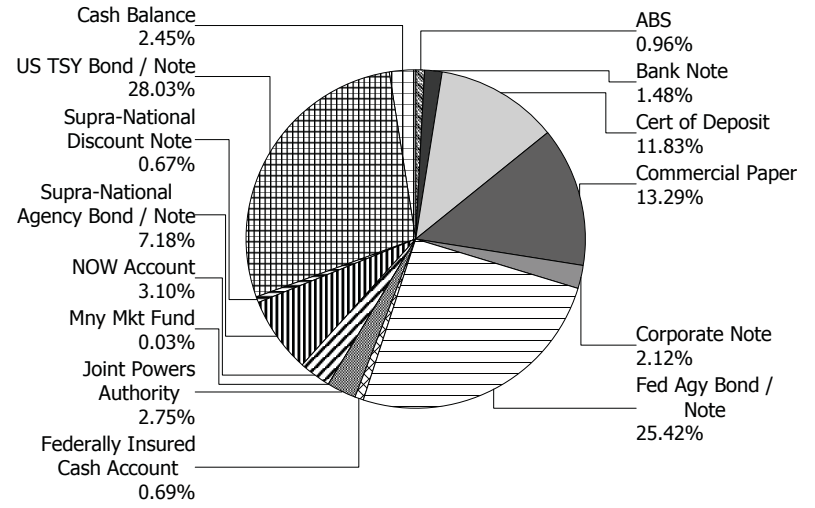
Consolidated Summary Statement

SAN BERNARDINO COUNTY

Maturity Distribution (Fixed Income Holdings)

Sector Allocation

Portfolio Holdings	Closing Market Value	Percent
Under 30 days	1,597,730,791.06	21.97
31 to 60 days	594,258,101.00	8.18
61 to 90 days	556,815,726.62	7.66
91 to 180 days	585,164,754.50	8.05
181 days to 1 year	890,318,164.50	12.25
1 to 2 years	1,369,738,567.75	18.85
2 to 3 years	810,780,863.25	11.16
3 to 4 years	215,255,401.20	2.96
4 to 5 years	648,209,089.00	8.92
Over 5 years	0.00	0.00
Total	\$7,268,271,458.88	100.00%
Weighted Average Days to Maturity	429	





Managed Account Summary Statement

For the Month Ending **May 31, 2019**

SAN BERNARDINO COUNTY - 76990800

Transaction Summary - Managed Account

Opening Market Value	\$7,548,939,696.66
Maturities/Calls	(2,144,000,000.00)
Principal Dispositions	(100,000,000.00)
Principal Acquisitions	1,759,553,973.31
Unsettled Trades	0.00
Change in Current Value	25,686,777.35
Closing Market Value	\$7,090,180,447.32

Cash Transactions Summary - Managed Account

Maturities/Calls	2,144,000,000.00
Sale Proceeds	100,000,000.00
Coupon/Interest/Dividend Income	11,031,311.50
Principal Payments	0.00
Security Purchases	(1,826,238,946.17)
Net Cash Contribution	(428,792,365.33)
Reconciling Transactions	0.00

Earnings Reconciliation (Cash Basis) - Managed Account

Interest/Dividends/Coupons Received	11,031,311.50
Less Purchased Interest Related to Interest/Coupons	(174,844.56)
Plus Net Realized Gains/Losses	3,544,758.00
Total Cash Basis Earnings	\$14,401,224.94

Cash Balance

Closing Cash Balance **\$0.00**

Earnings Reconciliation (Accrual Basis)

	Total
Ending Amortized Value of Securities	7,067,265,487.67
Ending Accrued Interest	25,336,128.84
Plus Proceeds from Sales	100,000,000.00
Plus Proceeds of Maturities/Calls/Principal Payments	2,144,000,000.00
Plus Coupons/Dividends Received	11,031,311.50
Less Cost of New Purchases	(1,759,595,323.87)
Less Beginning Amortized Value of Securities	(7,548,961,962.43)
Less Beginning Accrued Interest	(25,455,648.05)
Total Accrual Basis Earnings	\$13,619,993.66



Portfolio Summary and Statistics

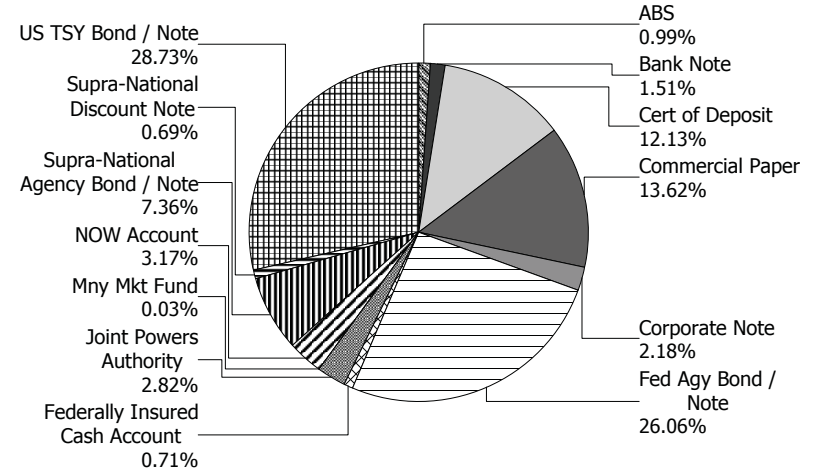
For the Month Ending **May 31, 2019**

SAN BERNARDINO COUNTY - 76990800

Account Summary

Description	Par Value	Market Value	Percent
U.S. Treasury Bond / Note	2,050,000,000.00	2,037,710,375.00	28.73
Supra-National Discount Note	50,000,000.00	48,959,350.00	0.69
Supra-National Agency Bond / Note	520,000,000.00	521,722,495.00	7.36
NOW Account	225,000,000.00	225,000,000.00	3.17
Money Market Mutual Fund	2,000,000.00	2,000,000.00	0.03
Joint Powers Authority	200,000,000.00	200,000,000.00	2.82
Federally Insured Cash Account	50,000,000.00	50,000,000.00	0.71
Federal Agency Bond / Note	1,838,347,000.00	1,847,774,024.12	26.06
Corporate Note	154,050,000.00	154,247,031.15	2.18
Commercial Paper	968,000,000.00	965,698,228.00	13.62
Certificate of Deposit	860,000,000.00	859,752,512.00	12.13
Bank Note	107,000,000.00	107,346,911.00	1.51
Asset-Backed Security	69,500,000.00	69,969,521.05	0.99
Managed Account Sub-Total	7,093,897,000.00	7,090,180,447.32	100.00%
Accrued Interest		25,336,128.84	
Total Portfolio	7,093,897,000.00	7,115,516,576.16	

Sector Allocation



Unsettled Trades	0.00	0.00
-------------------------	-------------	-------------

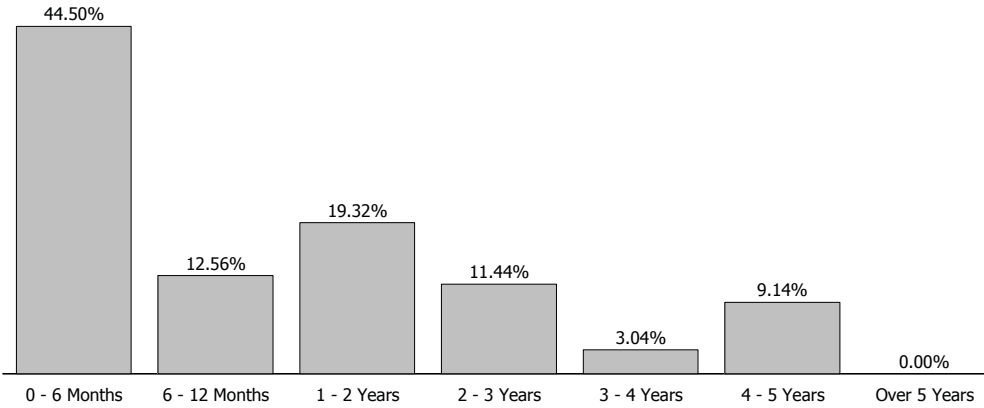


Portfolio Summary and Statistics

For the Month Ending **May 31, 2019**

SAN BERNARDINO COUNTY - 76990800

Maturity Distribution



Characteristics

Yield to Maturity at Cost	2.25%
Yield to Maturity at Market	2.25%
Duration to Worst	1.13
Weighted Average Days to Maturity	440



Managed Account Issuer Summary

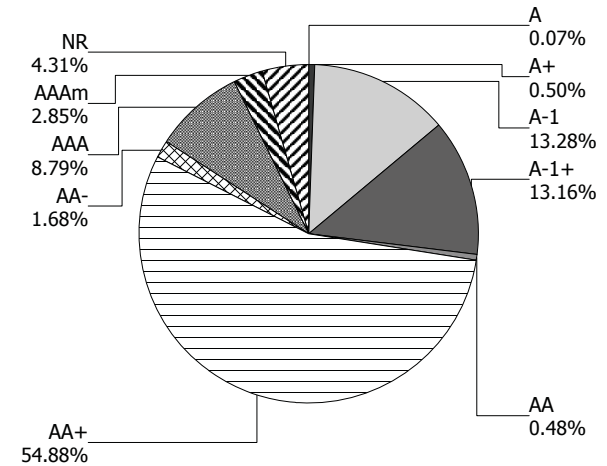
For the Month Ending **May 31, 2019**

SAN BERNARDINO COUNTY - 76990800

Issuer Summary

Issuer	Market Value of Holdings	Percent
3M COMPANY	16,926,254.00	0.24
AMERICAN HONDA FINANCE	34,954,885.00	0.49
BANK OF AMERICA CO	64,498,912.00	0.91
BANK OF MONTREAL	50,000,000.00	0.71
BANK OF NOVA SCOTIA	25,000,750.00	0.35
BANK OF THE WEST	225,000,000.00	3.17
BNP PARIBAS	99,717,475.00	1.41
CAMP	200,000,000.00	2.82
COMMONWEALTH BANK OF AUSTRALIA	25,001,725.00	0.35
CREDIT AGRICOLE SA	244,847,135.00	3.45
DEERE & COMPANY	5,072,315.00	0.07
EXXON MOBIL CORP	64,782,245.00	0.91
FANNIE MAE	629,661,600.00	8.89
FEDERAL FARM CREDIT BANKS	287,203,185.00	4.05
FEDERAL HOME LOAN BANKS	627,915,560.00	8.87
FEDERATED GOVT OBLIGATIONS FUNDS	1,000,000.00	0.01
FIDELITY TREASURY MF	1,000,000.00	0.01
FREDDIE MAC	302,993,679.12	4.27
HONDA AUTO RECEIVABLES	31,167,344.35	0.44
INTER-AMERICAN DEVELOPMENT BANK	176,863,475.00	2.49
INTERNATIONAL FINANCE CORPORATION	25,075,700.00	0.35
INTL BANK OF RECONSTRUCTION AND DEV	368,742,670.00	5.21
JOHN DEERE OWNER TRUST	10,096,214.30	0.14
JOHNSON & JOHNSON	2,987,604.00	0.04
JP MORGAN CHASE & CO	94,853,083.75	1.34
MICROSOFT CORP	59,519,046.40	0.84
MITSUBISHI UFJ FINANCIAL GROUP INC	164,757,625.00	2.32
NATIXIS NY BRANCH	122,975,523.00	1.73
NORDEA BANK AB	100,037,050.00	1.41
RABOBANK NEDERLAND	74,843,132.50	1.06
ROYAL BANK OF CANADA	150,029,725.00	2.12
STONECASTLE FICA	50,000,000.00	0.71

Credit Quality (S&P Ratings)





Managed Account Issuer Summary

For the Month Ending **May 31, 2019**

SAN BERNARDINO COUNTY - 76990800

Issuer	Market Value of Holdings	Percent
SVENSKA HANDELSBANKEN AB	150,052,132.50	2.12
SWEDBANK AB	25,002,362.50	0.35
TORONTO-DOMINION BANK	210,065,580.00	2.96
TOYOTA MOTOR CORP	163,155,782.40	2.30
UNITED STATES TREASURY	2,037,710,375.00	28.75
US BANCORP	107,355,113.50	1.51
WAL-MART STORES INC	34,315,188.00	0.48
WESTPAC BANKING CORP	25,000,000.00	0.35
Total	\$7,090,180,447.32	100.00%



Managed Account Detail of Securities Held

For the Month Ending **May 31, 2019**

SAN BERNARDINO COUNTY - 76990800

Security Type/Description Dated Date/Coupon/Maturity	CUSIP	Par	S&P Rating	Moody's Rating	Trade Date	Settle Date	Original Cost	YTM at Cost	Accrued Interest	Amortized Cost	Market Value
U.S. Treasury Bond / Note											
US TREASURY NOTES DTD 06/15/2016 0.875% 06/15/2019	912828R85	25,000,000.00	AA+	Aaa	12/20/16	12/21/16	24,660,156.25	1.43	100,961.54	24,994,662.25	24,987,275.00
US TREASURY NOTES DTD 07/02/2012 1.000% 06/30/2019	912828TC4	50,000,000.00	AA+	Aaa	03/28/17	03/29/17	49,630,859.38	1.33	209,944.75	49,986,751.00	49,946,750.00
US TREASURY NOTES DTD 06/30/2014 1.625% 06/30/2019	912828WS5	50,000,000.00	AA+	Aaa	06/29/17	06/30/17	50,244,140.63	1.38	341,160.22	50,009,880.00	49,969,800.00
US TREASURY NOTES DTD 06/30/2014 1.625% 06/30/2019	912828WS5	50,000,000.00	AA+	Aaa	07/03/17	07/05/17	50,210,937.50	1.41	341,160.22	50,008,597.50	49,969,800.00
US TREASURY N/B NOTES DTD 06/30/2017 1.250% 06/30/2019	912828XV7	50,000,000.00	AA+	Aaa	12/15/17	12/18/17	49,570,312.50	1.82	262,430.94	49,977,374.00	49,955,950.00
US TREASURY NOTES DTD 09/15/2016 0.875% 09/15/2019	912828G4	25,000,000.00	AA+	Aaa	09/20/17	09/21/17	24,721,679.69	1.45	46,365.49	24,959,149.75	24,894,525.00
US TREASURY NOTES DTD 10/31/2014 1.500% 10/31/2019	912828F62	25,000,000.00	AA+	Aaa	12/20/16	12/21/16	24,968,750.00	1.54	32,608.70	24,995,424.50	24,910,150.00
US TREASURY NOTES DTD 10/31/2014 1.500% 10/31/2019	912828F62	25,000,000.00	AA+	Aaa	11/16/17	11/17/17	24,899,414.06	1.71	32,608.70	24,978,478.00	24,910,150.00
US TREASURY NOTES DTD 11/30/2012 1.000% 11/30/2019	912828UB4	25,000,000.00	AA+	Aaa	11/10/16	11/14/16	24,900,390.63	1.13	683.06	24,983,496.25	24,830,075.00
US TREASURY NOTES DTD 12/15/2016 1.375% 12/15/2019	912828U73	25,000,000.00	AA+	Aaa	09/26/17	09/27/17	24,948,242.19	1.47	158,653.85	24,987,308.75	24,870,125.00
US TREASURY N/B NOTES DTD 01/17/2017 1.375% 01/15/2020	912828V31	50,000,000.00	AA+	Aaa	01/12/18	01/16/18	49,376,953.13	2.01	260,186.46	49,803,573.50	49,707,050.00
US TREASURY NOTES DTD 02/15/2017 1.375% 02/15/2020	912828W22	50,000,000.00	AA+	Aaa	01/12/18	01/16/18	49,337,890.63	2.03	201,312.15	49,772,205.00	49,666,000.00
US TREASURY NOTES DTD 03/02/2015 1.375% 02/29/2020	912828J50	25,000,000.00	AA+	Aaa	02/01/17	02/02/17	24,858,398.44	1.56	86,871.60	24,964,969.25	24,823,250.00
US TREASURY NOTES DTD 04/30/2015 1.375% 04/30/2020	912828K58	50,000,000.00	AA+	Aaa	01/06/17	01/09/17	49,675,781.25	1.58	59,782.61	49,908,904.00	49,591,800.00



Managed Account Detail of Securities Held

For the Month Ending **May 31, 2019**

SAN BERNARDINO COUNTY - 76990800

Security Type/Description Dated Date/Coupon/Maturity	CUSIP	Par	S&P Rating	Moody's Rating	Trade Date	Settle Date	Original Cost	YTM at Cost	Accrued Interest	Amortized Cost	Market Value
U.S. Treasury Bond / Note											
US TREASURY NOTES DTD 04/30/2013 1.125% 04/30/2020	912828VA5	50,000,000.00	AA+	Aaa	01/31/18	02/01/18	48,820,312.50	2.21	48,913.04	49,513,156.00	49,490,250.00
US TREASURY NOTES DTD 05/31/2013 1.375% 05/31/2020	912828VF4	50,000,000.00	AA+	Aaa	03/28/18	03/29/18	49,009,765.63	2.31	1,878.42	49,539,626.00	49,574,200.00
US TREASURY NOTES DTD 06/01/2015 1.500% 05/31/2020	912828XE5	50,000,000.00	AA+	Aaa	04/25/18	04/26/18	48,966,796.88	2.52	2,049.18	49,501,866.50	49,640,600.00
US TREASURY NOTES DTD 07/01/2013 1.875% 06/30/2020	912828VJ6	50,000,000.00	AA+	Aaa	03/28/18	03/29/18	49,511,718.75	2.32	393,646.41	49,763,555.50	49,820,300.00
US TREASURY NOTES DTD 07/01/2013 1.875% 06/30/2020	912828VJ6	50,000,000.00	AA+	Aaa	04/25/18	04/26/18	49,298,828.13	2.54	393,646.41	49,648,182.00	49,820,300.00
US TREASURY NOTES DTD 07/31/2013 2.000% 07/31/2020	912828VP2	50,000,000.00	AA+	Aaa	04/25/18	04/26/18	49,404,296.88	2.54	334,254.14	49,689,766.50	49,886,700.00
US TREASURY NOTES DTD 08/16/2010 2.625% 08/15/2020	912828NT3	25,000,000.00	AA+	Aaa	12/20/16	12/21/16	25,721,679.69	1.80	192,161.60	25,243,796.25	25,142,575.00
UNITED STATES TREASURY NOTES DTD 08/31/2018 2.625% 08/31/2020	9128284Y3	50,000,000.00	AA+	Aaa	12/18/18	12/20/18	49,968,750.00	2.66	331,691.58	49,977,624.00	50,287,100.00
US TREASURY NOTES DTD 09/30/2015 1.375% 09/30/2020	912828L65	50,000,000.00	AA+	Aaa	12/18/18	12/20/18	48,888,671.88	2.66	116,461.75	49,164,052.00	49,517,600.00
US TREASURY NOTES DTD 10/31/2013 1.750% 10/31/2020	912828WC0	50,000,000.00	AA+	Aaa	10/25/17	10/26/17	49,996,093.75	1.75	76,086.96	49,998,167.50	49,775,400.00
US TREASURY NOTES DTD 11/30/2015 1.625% 11/30/2020	912828M98	25,000,000.00	AA+	Aaa	12/20/16	12/21/16	24,755,859.38	1.88	1,109.97	24,905,184.50	24,836,925.00
US TREASURY N/B NOTES DTD 02/15/2018 2.250% 02/15/2021	9128283X6	50,000,000.00	AA+	Aaa	03/14/19	03/18/19	49,787,109.38	2.48	329,419.89	49,809,919.00	50,191,400.00
US TREASURY N/B NOTES DTD 02/15/2018 2.250% 02/15/2021	9128283X6	75,000,000.00	AA+	Aaa	03/25/19	03/26/19	74,923,828.13	2.30	494,129.83	74,931,457.50	75,287,100.00
US TREASURY NOTES DTD 02/29/2016 1.125% 02/28/2021	912828P87	25,000,000.00	AA+	Aaa	11/29/17	11/30/17	24,374,023.44	1.92	71,076.77	24,658,688.50	24,623,050.00



Managed Account Detail of Securities Held

For the Month Ending **May 31, 2019**

SAN BERNARDINO COUNTY - 76990800

Security Type/Description Dated Date/Coupon/Maturity	CUSIP	Par	S&P Rating	Moody's Rating	Trade Date	Settle Date	Original Cost	YTM at Cost	Accrued Interest	Amortized Cost	Market Value
U.S. Treasury Bond / Note											
US TREASURY NOTES DTD 05/31/2016 1.375% 05/31/2021	912828R77	25,000,000.00	AA+	Aaa	12/20/16	12/21/16	24,334,960.94	2.00	939.21	24,693,742.00	24,712,900.00
US TREASURY NOTES DTD 06/02/2014 2.000% 05/31/2021	912828WN6	50,000,000.00	AA+	Aaa	12/02/16	12/05/16	50,447,265.63	1.79	2,732.24	50,203,572.50	50,037,100.00
US TREASURY NOTES DTD 07/31/2014 2.250% 07/31/2021	912828WY2	100,000,000.00	AA+	Aaa	04/29/19	04/30/19	99,925,781.25	2.28	752,071.82	99,929,120.00	100,636,700.00
US TREASURY NOTES DTD 09/30/2016 1.125% 09/30/2021	912828T34	25,000,000.00	AA+	Aaa	11/29/17	11/30/17	24,198,242.19	2.00	47,643.44	24,505,381.25	24,560,550.00
US TREASURY NOTES DTD 12/01/2014 1.875% 11/30/2021	912828G53	25,000,000.00	AA+	Aaa	12/20/16	12/21/16	24,734,375.00	2.10	1,280.74	24,862,419.25	24,968,750.00
US TREASURY NOTES DTD 02/02/2015 1.500% 01/31/2022	912828H86	50,000,000.00	AA+	Aaa	02/15/17	02/16/17	48,779,296.88	2.02	250,690.61	49,328,508.50	49,462,900.00
US TREASURY N/B NOTES DTD 02/28/2017 1.875% 02/28/2022	912828W55	25,000,000.00	AA+	Aaa	11/29/17	11/30/17	24,823,242.19	2.05	118,461.28	24,884,183.75	24,970,700.00
US TREASURY NOTES DTD 07/31/2017 1.875% 07/31/2022	912828P4	100,000,000.00	AA+	Aaa	04/29/19	04/30/19	98,746,093.75	2.28	626,726.52	98,779,438.00	99,902,300.00
US TREASURY N/B NOTES DTD 11/02/2015 1.875% 10/31/2022	912828M49	25,000,000.00	AA+	Aaa	11/29/17	11/30/17	24,739,257.81	2.10	40,760.87	24,816,331.25	24,969,725.00
US TREASURY N/B NOTES DTD 05/31/2016 1.625% 05/31/2023	912828R69	50,000,000.00	AA+	Aaa	04/05/19	04/08/19	48,658,203.13	2.31	2,219.95	48,704,515.50	49,427,750.00
US TREASURY NOTES DTD 06/30/2016 1.375% 06/30/2023	912828S35	50,000,000.00	AA+	Aaa	04/03/19	04/04/19	48,123,046.88	2.31	288,674.03	48,191,068.50	48,910,150.00
US TREASURY N/B NOTES DTD 07/02/2018 2.625% 06/30/2023	9128284U1	50,000,000.00	AA+	Aaa	04/05/19	04/08/19	50,634,765.63	2.31	551,104.97	50,613,966.00	51,369,150.00
US TREASURY NOTES DTD 06/30/2016 1.375% 06/30/2023	912828S35	100,000,000.00	AA+	Aaa	04/15/19	04/16/19	96,035,156.25	2.37	577,348.07	96,149,924.00	97,820,300.00
US TREASURY NOTES DTD 08/01/2016 1.250% 07/31/2023	912828S92	100,000,000.00	AA+	Aaa	03/27/19	03/28/19	96,265,625.00	2.15	417,817.68	96,413,754.00	97,296,900.00



Managed Account Detail of Securities Held

For the Month Ending **May 31, 2019**

SAN BERNARDINO COUNTY - 76990800

Security Type/Description	Dated Date/Coupon/Maturity	CUSIP	Par	S&P Rating	Moody's Rating	Trade Date	Settle Date	Original Cost	YTM at Cost	Accrued Interest	Amortized Cost	Market Value
U.S. Treasury Bond / Note												
US TREASURY NOTES		9128282D1	100,000,000.00	AA+	Aaa	03/28/19	03/29/19	96,562,500.00	2.20	347,486.41	96,692,078.00	97,738,300.00
DTD 08/31/2016 1.375% 08/31/2023												
Security Type Sub-Total			2,050,000,000.00					2,022,439,453.23	2.08	8,947,214.08	2,029,443,818.00	2,037,710,375.00
Supra-National Discount Note												
INTL BANK OF RECON AND DEV DISC NOTE		459052WG7	50,000,000.00	A-1+	P-1	05/29/19	05/29/19	48,939,055.56	2.31	0.00	48,948,472.00	48,959,350.00
-- 0.000% 05/01/2020												
Security Type Sub-Total			50,000,000.00					48,939,055.56	2.31	0.00	48,948,472.00	48,959,350.00
Supra-National Agency Bond / Note												
INTL BANK OF RECON AND DEV		45905UUV4	50,000,000.00	AAA	Aaa	01/13/16	01/25/16	50,000,000.00	1.43	250,250.00	50,000,000.00	49,911,000.00
DTD 01/25/2016 1.430% 07/25/2019												
INTL BANK OF RECON AND DEV GLOBAL NOTES		459058EV1	25,000,000.00	AAA	Aaa	01/21/16	01/28/16	24,879,250.00	1.39	108,506.94	24,994,610.25	24,951,400.00
DTD 01/28/2016 1.250% 07/26/2019												
INTL BANK OF RECON AND DEV SN NOTE		459058FK4	50,000,000.00	AAA	Aaa	07/08/16	07/13/16	49,907,500.00	0.94	128,819.44	49,993,765.00	49,828,650.00
DTD 07/13/2016 0.875% 08/15/2019												
INTER-AMERICAN DEVELOPMENT BANK		4581X0CR7	25,000,000.00	AAA	Aaa	12/02/15	12/07/15	24,651,000.00	1.62	39,930.56	24,965,398.00	24,888,025.00
DTD 10/15/2015 1.250% 10/15/2019												
INTER-AMERICAN DEVELOPMENT BANK		4581X0CR7	25,000,000.00	AAA	Aaa	03/16/16	03/21/16	24,746,000.00	1.54	39,930.56	24,972,870.50	24,888,025.00
DTD 10/15/2015 1.250% 10/15/2019												
INTL BANK OF RECON AND DEV GLOBAL NOTES		459058FS7	50,000,000.00	AAA	Aaa	10/20/16	10/27/16	49,894,500.00	1.20	6,250.00	49,982,995.00	49,686,400.00
DTD 10/27/2016 1.125% 11/27/2019												
INTL BANK OF RECON AND DEV GLOBAL NOTES		459058FA6	25,000,000.00	AAA	Aaa	03/23/16	03/30/16	24,923,500.00	1.45	58,246.53	24,983,756.75	24,808,575.00
DTD 03/30/2016 1.375% 03/30/2020												
INTL BK RECON & DEVELOP NOTES		459058FZ1	25,000,000.00	AAA	Aaa	03/14/17	03/21/17	24,978,250.00	1.90	52,083.33	24,993,556.50	24,917,375.00
DTD 03/21/2017 1.875% 04/21/2020												



Managed Account Detail of Securities Held

For the Month Ending **May 31, 2019**

SAN BERNARDINO COUNTY - 76990800

Security Type/Description Dated Date/Coupon/Maturity	CUSIP	Par	S&P Rating	Moody's Rating	Trade Date	Settle Date	Original Cost	YTM at Cost	Accrued Interest	Amortized Cost	Market Value
Supra-National Agency Bond / Note											
INTER-AMERICAN DEVEL BK NOTE DTD 04/12/2017 1.625% 05/12/2020	4581X0CX4	25,000,000.00	AAA	Aaa	04/05/17	04/12/17	24,940,750.00	1.70	21,440.97	24,981,433.50	24,844,350.00
INTL BANK OF RECON AND DEV GLOBAL NOTES DTD 08/29/2017 1.625% 09/04/2020	459058GA5	25,000,000.00	AAA	Aaa	08/22/17	08/29/17	24,994,750.00	1.63	98,177.08	24,997,768.25	24,834,750.00
INTERNATIONAL FINANCE CORPORATION NOTE DTD 01/25/2018 2.250% 01/25/2021	45950KCM0	25,000,000.00	AAA	Aaa	01/18/18	01/25/18	24,926,500.00	2.35	196,875.00	24,958,952.75	25,075,700.00
INTER-AMERICAN DEVELOPMENT BANK NOTE DTD 04/19/2018 2.625% 04/19/2021	4581X0DB1	50,000,000.00	AAA	Aaa	04/12/18	04/19/18	49,890,000.00	2.70	153,125.00	49,929,935.00	50,512,750.00
INTL BANK OF RECONSTRUCTION AND DEV NOTE DTD 07/25/2018 2.750% 07/23/2021	459058GH0	50,000,000.00	AAA	Aaa	07/18/18	07/25/18	49,883,000.00	2.83	488,888.89	49,915,206.00	50,773,550.00
INTL BANK OF RECON AND DEV GLOBAL NOTES DTD 12/13/2017 2.125% 12/13/2021	459058GF4	20,000,000.00	AAA	Aaa	12/12/17	12/13/17	19,955,000.00	2.18	198,333.33	19,971,049.60	20,071,620.00
INTER-AMERICAN DEVELOPMENT BANK NOTE DTD 09/26/2018 3.000% 09/26/2022	4581X0DD7	25,000,000.00	AAA	Aaa	09/20/18	09/26/18	24,944,000.00	3.06	135,416.67	24,953,065.75	25,751,675.00
INTER-AMERICAN DEVELOPMENT BANK NOTE DTD 10/04/2013 3.000% 10/04/2023	4581X0CC0	25,000,000.00	AAA	Aaa	03/14/19	03/21/19	25,480,000.00	2.55	118,750.00	25,460,620.00	25,978,650.00

Security Type Sub-Total		520,000,000.00					518,994,000.00	1.89	2,095,024.30	520,054,982.85	521,722,495.00
--------------------------------	--	-----------------------	--	--	--	--	-----------------------	-------------	---------------------	-----------------------	-----------------------

NOW Account											
BANK OF THE WEST MONEY MARKET FUND	BKOFWEST7	2,000.00	NR	NR	12/11/17	12/11/17	2,000.00	2.60	0.00	2,000.00	2,000.00
BANK OF THE WEST MONEY MARKET FUND	BKOFWEST7	14,998,000.00	NR	NR	11/21/16	11/21/16	14,998,000.00	2.60	0.00	14,998,000.00	14,998,000.00
BANK OF THE WEST MONEY MARKET FUND	BKOFWEST7	20,000,000.00	NR	NR	09/22/17	09/22/17	20,000,000.00	2.60	0.00	20,000,000.00	20,000,000.00



Managed Account Detail of Securities Held

For the Month Ending **May 31, 2019**

SAN BERNARDINO COUNTY - 76990800

Security Type/Description	Dated Date/Coupon/Maturity	CUSIP	Par	S&P Rating	Moody's Rating	Trade Date	Settle Date	Original Cost	YTM at Cost	Accrued Interest	Amortized Cost	Market Value
NOW Account												
BANK OF THE WEST MONEY MARKET FUND		BKOFWEST7	25,000,000.00	NR	NR	07/24/18	07/24/18	25,000,000.00	2.60	0.00	25,000,000.00	25,000,000.00
BANK OF THE WEST MONEY MARKET FUND		BKOFWEST7	35,000,000.00	NR	NR	12/08/16	12/08/16	35,000,000.00	2.60	0.00	35,000,000.00	35,000,000.00
BANK OF THE WEST MONEY MARKET FUND		BKOFWEST7	50,000,000.00	NR	NR	11/28/16	11/28/16	50,000,000.00	2.60	0.00	50,000,000.00	50,000,000.00
BANK OF THE WEST MONEY MARKET FUND		BKOFWEST7	80,000,000.00	NR	NR	05/30/17	05/30/17	80,000,000.00	2.60	0.00	80,000,000.00	80,000,000.00
Security Type Sub-Total			225,000,000.00					225,000,000.00	2.60	0.00	225,000,000.00	225,000,000.00
Money Market Mutual Fund												
FEDERATED GOVT OBLIGATIONS FUND		608919718	1,000,000.00	AAAm	Aaa	04/04/19	04/04/19	1,000,000.00	2.25	0.00	1,000,000.00	1,000,000.00
FIDELITY GOV'T MM FUND 2642		31607A703	1,000,000.00	AAAm	Aaa	05/02/19	05/02/19	1,000,000.00	2.27	0.00	1,000,000.00	1,000,000.00
Security Type Sub-Total			2,000,000.00					2,000,000.00	2.26	0.00	2,000,000.00	2,000,000.00
Joint Powers Authority												
CALIFORNIA ASSET MANAGEMENT PROGRAM		CAMPMF025	13,000,000.00	AAAm	NR	07/27/18	07/27/18	13,000,000.00	2.50	0.00	13,000,000.00	13,000,000.00
CALIFORNIA ASSET MANAGEMENT PROGRAM		CAMPMF025	18,000,000.00	AAAm	NR	12/08/15	12/08/15	18,000,000.00	2.50	0.00	18,000,000.00	18,000,000.00
CALIFORNIA ASSET MANAGEMENT PROGRAM		CAMPMF025	24,000,000.00	AAAm	NR	08/12/15	08/12/15	24,000,000.00	2.50	0.00	24,000,000.00	24,000,000.00
CALIFORNIA ASSET MANAGEMENT PROGRAM		CAMPMF025	25,000,000.00	AAAm	NR	08/05/15	08/05/15	25,000,000.00	2.50	0.00	25,000,000.00	25,000,000.00
CALIFORNIA ASSET MANAGEMENT PROGRAM		CAMPMF025	25,000,000.00	AAAm	NR	09/24/18	09/24/18	25,000,000.00	2.50	0.00	25,000,000.00	25,000,000.00
CALIFORNIA ASSET MANAGEMENT PROGRAM		CAMPMF025	45,000,000.00	AAAm	NR	09/22/17	09/22/17	45,000,000.00	2.50	0.00	45,000,000.00	45,000,000.00
CALIFORNIA ASSET MANAGEMENT PROGRAM		CAMPMF025	50,000,000.00	AAAm	NR	04/27/16	04/27/16	50,000,000.00	2.50	0.00	50,000,000.00	50,000,000.00
Security Type Sub-Total			200,000,000.00					200,000,000.00	2.50	0.00	200,000,000.00	200,000,000.00



Managed Account Detail of Securities Held

For the Month Ending **May 31, 2019**

SAN BERNARDINO COUNTY - 76990800

Security Type/Description Dated Date/Coupon/Maturity	CUSIP	Par	S&P Rating	Moody's Rating	Trade Date	Settle Date	Original Cost	YTM at Cost	Accrued Interest	Amortized Cost	Market Value
Federally Insured Cash Account											
STONECASTLE FICA	FICAMF003	1,000,000.00	NR	NR	07/27/18	07/27/18	1,000,000.00	2.37	0.00	1,000,000.00	1,000,000.00
STONECASTLE FICA	FICAMF003	49,000,000.00	NR	NR	04/04/19	04/04/19	49,000,000.00	2.37	0.00	49,000,000.00	49,000,000.00
Security Type Sub-Total		50,000,000.00					50,000,000.00	2.37	0.00	50,000,000.00	50,000,000.00
Federal Agency Bond / Note											
FHLB GLOBAL NOTE DTD 06/03/2016 1.125% 06/21/2019	3130A8DB6	50,000,000.00	AA+	Aaa	06/02/16	06/03/16	49,979,000.00	1.14	250,000.00	49,999,610.50	49,965,350.00
FFCB BONDS DTD 07/24/2017 1.400% 07/24/2019	3133EHSC8	25,000,000.00	AA+	Aaa	07/17/17	07/24/17	24,981,750.00	1.44	123,472.22	24,998,642.25	24,966,350.00
FREDDIE MAC GLOBAL NOTES DTD 07/30/2012 1.250% 08/01/2019	3137EADK2	23,347,000.00	AA+	Aaa	08/07/15	08/10/15	23,123,989.46	1.50	97,279.17	23,337,406.25	23,305,629.12
FREDDIE MAC NOTES DTD 07/19/2017 1.375% 08/15/2019	3137EAEH8	10,000,000.00	AA+	Aaa	09/26/17	09/27/17	9,978,400.00	1.49	40,486.11	9,997,623.20	9,978,510.00
FREDDIE MAC NOTES DTD 07/19/2017 1.375% 08/15/2019	3137EAEH8	75,000,000.00	AA+	Aaa	07/18/17	07/19/17	74,889,750.00	1.45	303,645.83	74,988,916.50	74,838,825.00
FNMA NOTES DTD 09/02/2016 1.000% 08/28/2019	3135G0P49	50,000,000.00	AA+	Aaa	08/31/16	09/02/16	49,922,000.00	1.05	129,166.67	49,993,609.50	49,832,800.00
FREDDIE MAC GLOBAL NOTES DTD 10/02/2012 1.250% 10/02/2019	3137EADM8	10,000,000.00	AA+	Aaa	09/26/17	09/27/17	9,949,000.00	1.51	20,486.11	9,991,392.30	9,963,810.00
FEDERAL HOME LOAN BANK NOTES DTD 10/13/2017 1.500% 10/21/2019	3130ACM92	50,000,000.00	AA+	Aaa	10/12/17	10/13/17	49,911,500.00	1.59	83,333.33	49,982,763.00	49,824,850.00
FANNIE MAE GLOBAL NOTES DTD 10/25/2016 1.000% 10/24/2019	3135G0R39	25,000,000.00	AA+	Aaa	10/21/16	10/25/16	24,933,000.00	1.09	25,694.44	24,990,999.25	24,863,700.00
FHLB NOTES DTD 11/17/2016 1.375% 11/15/2019	3130AA3R7	35,000,000.00	AA+	Aaa	11/16/16	11/17/16	34,991,950.00	1.38	21,388.89	34,998,752.95	34,847,855.00
FEDERAL FARM CREDIT BANKS FLOATING NOTE DTD 03/19/2018 2.381% 11/19/2019	3133EJGR4	10,000,000.00	AA+	Aaa	03/09/18	03/19/18	10,000,000.00	1.72	8,596.72	10,000,000.00	9,997,360.00



Managed Account Detail of Securities Held

For the Month Ending **May 31, 2019**

SAN BERNARDINO COUNTY - 76990800

Security Type/Description Dated Date/Coupon/Maturity	CUSIP	Par	S&P Rating	Moody's Rating	Trade Date	Settle Date	Original Cost	YTM at Cost	Accrued Interest	Amortized Cost	Market Value
Federal Agency Bond / Note											
FFCB NOTES DTD 12/12/2017 1.875% 12/12/2019	3133EH2S1	50,000,000.00	AA+	Aaa	12/05/17	12/12/17	49,950,685.50	1.93	440,104.17	49,986,736.50	49,911,750.00
FHLB NOTES DTD 12/30/2013 2.375% 12/13/2019	3130A0JR2	25,000,000.00	AA+	Aaa	11/16/17	11/17/17	25,295,700.00	1.79	277,083.33	25,077,175.00	25,007,550.00
FREDDIE MAC NOTES DTD 01/17/2017 1.500% 01/17/2020	3137EAEE5	25,000,000.00	AA+	Aaa	01/12/17	01/17/17	24,973,000.00	1.54	139,583.33	24,994,250.25	24,872,475.00
FNMA NOTES DTD 01/12/2015 1.625% 01/21/2020	3135G0A78	25,000,000.00	AA+	Aaa	12/02/15	12/03/15	25,004,100.00	1.62	146,701.39	25,000,676.75	24,891,675.00
FHLB NOTES DTD 02/09/2018 2.125% 02/11/2020	3130ADN32	75,000,000.00	AA+	Aaa	02/08/18	02/09/18	74,862,750.00	2.22	486,979.17	74,951,814.75	74,941,575.00
FNMA NOTES DTD 02/28/2017 1.500% 02/28/2020	3135G0T29	40,000,000.00	AA+	Aaa	02/24/17	02/28/17	39,974,400.00	1.52	155,000.00	39,993,566.40	39,784,160.00
FEDERAL HOME LOAN BANKS NOTES DTD 03/16/2018 2.375% 03/30/2020	3130ADUJ9	30,000,000.00	AA+	Aaa	03/15/18	03/16/18	29,994,600.00	2.38	120,729.17	29,997,708.00	30,017,310.00
FHLMC AGENCY NOTES DTD 04/20/2017 1.375% 04/20/2020	3137EAEF2	25,000,000.00	AA+	Aaa	04/19/17	04/20/17	24,914,500.00	1.49	39,149.31	24,974,357.25	24,807,925.00
FHLMC NOTES DTD 04/19/2018 2.500% 04/23/2020	3137EAEM7	35,000,000.00	AA+	Aaa	04/18/18	04/19/18	34,992,300.00	2.51	92,361.11	34,996,503.15	35,057,855.00
FFCB BONDS DTD 05/08/2017 1.550% 05/08/2020	3133EHJA2	25,000,000.00	AA+	Aaa	05/02/17	05/08/17	24,986,275.00	1.57	24,756.94	24,995,649.00	24,827,825.00
FEDERAL HOME LOAN BANKS NOTES DTD 05/21/2018 2.625% 05/28/2020	3130AECJ7	50,000,000.00	AA+	Aaa	05/18/18	05/21/18	49,982,000.00	2.64	10,937.50	49,990,962.00	50,191,000.00
FNMA NOTES DTD 08/01/2017 1.500% 07/30/2020	3135G0T60	75,000,000.00	AA+	Aaa	07/28/17	08/01/17	74,772,750.00	1.60	378,125.00	74,910,487.50	74,425,950.00
FHLB NOTES DTD 03/14/2018 2.400% 09/14/2020	3130ADT93	10,000,000.00	AA+	Aaa	03/08/18	03/14/18	9,993,783.00	2.43	51,333.33	9,996,756.70	10,038,780.00
FHLB NOTES DTD 09/08/2017 1.375% 09/28/2020	3130ACE26	40,000,000.00	AA+	Aaa	09/07/17	09/08/17	39,871,600.00	1.48	96,250.00	39,943,582.40	39,637,600.00



Managed Account Detail of Securities Held

For the Month Ending **May 31, 2019**

SAN BERNARDINO COUNTY - 76990800

Security Type/Description Dated Date/Coupon/Maturity	CUSIP	Par	S&P Rating	Moody's Rating	Trade Date	Settle Date	Original Cost	YTM at Cost	Accrued Interest	Amortized Cost	Market Value
Federal Agency Bond / Note											
FEDERAL HOME LOAN BANKS NOTES DTD 09/07/2018 2.625% 10/01/2020	3130AEWA4	75,000,000.00	AA+	Aaa	09/06/18	09/07/18	74,838,750.00	2.73	328,125.00	74,894,492.25	75,544,950.00
FANNIE MAE NOTES DTD 11/01/2018 2.875% 10/30/2020	3135G0U84	50,000,000.00	AA+	Aaa	10/30/18	11/01/18	49,971,000.00	2.91	123,784.72	49,979,285.50	50,567,000.00
FHLMC NOTES DTD 11/15/2017 1.875% 11/17/2020	3137EAEK1	50,000,000.00	AA+	Aaa	11/14/17	11/15/17	49,952,000.00	1.91	36,458.33	49,976,314.00	49,881,450.00
FHLB CALLABLE NOTES DTD 01/29/2018 2.250% 01/29/2021	3130ADV9	25,000,000.00	AA+	Aaa	01/17/18	01/29/18	25,000,000.00	2.25	190,625.00	25,000,000.00	25,004,250.00
FREDDIE MAC NOTES DTD 02/16/2018 2.375% 02/16/2021	3137EAEL9	50,000,000.00	AA+	Aaa	02/15/18	02/16/18	49,868,000.00	2.47	346,354.17	49,923,678.00	50,287,200.00
FEDERAL FARM CREDIT BANKS NOTES DTD 04/05/2018 2.540% 04/05/2021	3133EJJD2	50,000,000.00	AA+	Aaa	04/03/18	04/05/18	50,012,500.00	2.53	197,555.56	50,007,794.00	50,446,100.00
FANNIE MAE NOTES DTD 04/13/2018 2.500% 04/13/2021	3135G0U27	50,000,000.00	AA+	Aaa	04/12/18	04/13/18	49,925,500.00	2.55	166,666.67	49,952,996.00	50,440,750.00
FEDERAL FARM CREDIT BANK NOTES DTD 11/26/2018 2.875% 05/26/2021	3133EJW70	25,000,000.00	AA+	Aaa	11/26/18	11/27/18	24,955,750.00	2.95	9,982.64	24,964,558.75	25,419,100.00
FEDERAL FARM CREDIT BANK NOTES DTD 11/26/2018 2.875% 05/26/2021	3133EJW70	50,000,000.00	AA+	Aaa	11/20/18	11/26/18	49,966,000.00	2.90	19,965.28	49,972,791.50	50,838,200.00
FANNIE MAE NOTES DTD 06/25/2018 2.750% 06/22/2021	3135G0U35	75,000,000.00	AA+	Aaa	06/22/18	06/25/18	74,982,750.00	2.76	910,937.50	74,987,903.25	76,100,400.00
FEDERAL HOME LOAN BANKS NOTES DTD 10/12/2018 3.000% 10/12/2021	3130AF5B9	50,000,000.00	AA+	Aaa	10/11/18	10/12/18	49,967,500.00	3.02	204,166.67	49,974,157.00	51,182,250.00
FANNIE MAE NOTES DTD 01/11/2019 2.625% 01/11/2022	3135G0U92	60,000,000.00	AA+	Aaa	01/09/19	01/11/19	59,956,800.00	2.65	612,500.00	59,962,217.40	60,971,940.00
FEDERAL FARM CREDIT BANK NOTES DTD 01/18/2019 2.600% 01/18/2022	3133EJ5P0	50,000,000.00	AA+	Aaa	01/16/19	01/18/19	49,957,500.00	2.63	480,277.78	49,962,564.50	50,796,500.00
FANNIE MAE NOTES DTD 04/12/2019 2.250% 04/12/2022	3135G0V59	75,000,000.00	AA+	Aaa	04/11/19	04/12/19	74,754,000.00	2.36	229,687.50	74,764,836.00	75,555,225.00



Managed Account Detail of Securities Held

For the Month Ending **May 31, 2019**

SAN BERNARDINO COUNTY - 76990800

Security Type/Description Dated Date/Coupon/Maturity	CUSIP	Par	S&P Rating	Moody's Rating	Trade Date	Settle Date	Original Cost	YTM at Cost	Accrued Interest	Amortized Cost	Market Value
Federal Agency Bond / Note											
FEDERAL HOME LOAN BANK (CALLABLE) NOTES DTD 09/26/2017 2.150% 09/26/2022	3130ACF66	25,000,000.00	AA+	Aaa	01/28/19	01/29/19	24,398,750.00	2.85	97,048.61	24,452,374.25	24,981,425.00
FEDERAL HOME LOAN BANK NOTES (CALLABLE) DTD 10/26/2018 3.210% 10/26/2022	3130AFAJ6	25,000,000.00	AA+	Aaa	10/17/18	10/26/18	25,000,000.00	3.21	78,020.83	25,000,000.00	25,363,025.00
FEDERAL HOME LOAN BANK NOTES DTD 03/01/2018 2.750% 03/10/2023	3130ADRG9	10,000,000.00	AA+	Aaa	01/07/19	01/09/19	10,042,680.00	2.64	61,875.00	10,039,015.30	10,231,690.00
FANNIE MAE NOTES DTD 02/08/2019 2.500% 02/05/2024	3135G0V34	100,000,000.00	AA+	Aaa	02/07/19	02/08/19	99,628,000.00	2.58	784,722.22	99,649,991.00	102,228,000.00
FHLB BONDS DTD 02/15/2019 2.500% 02/13/2024	3130AFW94	50,000,000.00	AA+	Aaa	02/14/19	02/15/19	49,823,000.00	2.58	368,055.56	49,832,821.00	51,136,100.00
Security Type Sub-Total		1,838,347,000.00					1,835,229,262.96	2.18	8,809,452.28	1,836,387,731.05	1,847,774,024.12

Corporate Note											
MICROSOFT CORP NOTES DTD 08/08/2016 1.100% 08/08/2019	594918BN3	15,000,000.00	AAA	Aaa	10/30/18	11/01/18	14,811,990.00	2.76	51,791.67	14,954,391.15	14,962,650.00
MICROSOFT CORP NOTES DTD 08/08/2016 1.100% 08/08/2019	594918BN3	20,000,000.00	AAA	Aaa	08/01/16	08/08/16	19,979,400.00	1.14	69,055.56	19,998,703.80	19,950,200.00
WAL-MART STORES INC CORP NOTE DTD 10/20/2017 1.750% 10/09/2019	931142DY6	7,000,000.00	AA	Aa2	10/11/17	10/20/17	6,999,860.00	1.75	17,694.44	6,999,971.65	6,981,352.00
MICROSOFT CORP NOTES DTD 02/06/2017 1.850% 02/06/2020	594918BV5	15,000,000.00	AAA	Aaa	01/30/17	02/06/17	14,989,950.00	1.87	88,645.83	14,997,672.45	14,949,345.00
WAL-MART STORES INC CORP NOTES DTD 06/27/2018 2.850% 06/23/2020	931142EG4	10,000,000.00	AA	Aa2	06/20/18	06/27/18	9,996,900.00	2.87	125,083.33	9,998,313.10	10,048,100.00
JOHNSON & JOHNSON CORP NOTE DTD 11/10/2017 1.950% 11/10/2020	478160CH5	3,000,000.00	AAA	Aaa	11/08/17	11/10/17	2,996,790.00	1.99	3,412.50	2,998,433.91	2,987,604.00
JPMORGAN CHASE & CO CORP NOTE DTD 02/01/2018 2.604% 02/01/2021	48125LRK0	2,750,000.00	A+	Aa2	01/15/19	01/17/19	2,729,347.50	2.99	23,870.00	2,733,049.17	2,747,978.75



Managed Account Detail of Securities Held

For the Month Ending **May 31, 2019**

SAN BERNARDINO COUNTY - 76990800

Security Type/Description Dated Date/Coupon/Maturity	CUSIP	Par	S&P Rating	Moody's Rating	Trade Date	Settle Date	Original Cost	YTM at Cost	Accrued Interest	Amortized Cost	Market Value
Corporate Note											
EXXON MOBIL CORPORATE (CALLABLE) NOTES DTD 03/03/2016 2.222% 03/01/2021	30231GAV4	5,000,000.00	AA+	Aaa	11/26/18	11/28/18	4,887,350.00	3.26	27,775.00	4,912,130.30	4,996,265.00
JPMORGAN CHASE & CO CORP NOTE DTD 04/26/2018 3.086% 04/26/2021	48125LRN4	7,500,000.00	A+	Aa2	01/15/19	01/17/19	7,474,275.00	3.24	22,502.08	7,478,556.90	7,527,840.00
WAL-MART STORES INC CORP NOTES DTD 06/27/2018 3.125% 06/23/2021	931142EJ8	7,000,000.00	AA	Aa2	06/20/18	06/27/18	6,999,650.00	3.13	96,006.94	6,999,742.54	7,117,656.00
WAL-MART STORES INC CORP NOTES DTD 06/27/2018 3.125% 06/23/2021	931142EJ8	10,000,000.00	AA	Aa2	06/21/18	06/27/18	10,011,800.00	3.08	137,152.78	10,008,232.50	10,168,080.00
MICROSOFT CORP (CALLABLE) NOTES DTD 08/08/2016 1.550% 08/08/2021	594918BP8	9,800,000.00	AAA	Aaa	05/14/19	05/16/19	9,607,724.00	2.46	47,679.72	9,611,251.90	9,656,851.40
3M COMPANY DTD 09/14/2018 3.000% 09/14/2021	88579YBA8	2,000,000.00	AA-	A1	09/11/18	09/14/18	1,995,900.00	3.07	12,833.33	1,996,843.16	2,032,944.00
3M COMPANY CORP (CALLABLE) NOTES DTD 09/19/2016 1.625% 09/19/2021	88579YAU5	10,000,000.00	AA-	A1	11/05/18	11/07/18	9,571,200.00	3.20	32,500.00	9,653,135.80	9,849,550.00
TOYOTA MOTOR CREDIT CORP CORP NOTES DTD 03/18/2019 2.850% 02/18/2022	89236TFU4	10,000,000.00	AA-	Aa3	03/13/19	03/18/19	10,000,000.00	2.85	57,791.67	10,000,000.00	10,067,210.00
3M COMPANY BONDS DTD 02/22/2019 2.750% 03/01/2022	88579YBF7	5,000,000.00	AA-	A1	02/12/19	02/22/19	4,997,650.00	2.77	37,812.50	4,997,867.05	5,043,760.00
JOHN DEERE CAPITAL CORP DTD 03/07/2019 2.950% 04/01/2022	24422EUT4	5,000,000.00	A	A2	03/04/19	03/07/19	4,997,600.00	2.97	34,416.67	4,997,803.35	5,072,315.00
TOYOTA MOTOR CREDIT CORP DTD 04/12/2019 2.650% 04/12/2022	89236TFX8	10,000,000.00	AA-	Aa3	04/09/19	04/12/19	9,993,700.00	2.67	36,069.44	9,993,976.40	10,087,330.00
Security Type Sub-Total		154,050,000.00					153,041,086.50	2.51	922,093.46	153,330,075.13	154,247,031.15
Commercial Paper											
CREDIT AGRICOLE CIB NY COMM PAPER DTD 12/03/2018 0.000% 06/03/2019	22533UT37	50,000,000.00	A-1	P-1	03/11/19	03/11/19	49,710,666.67	2.49	0.00	49,993,111.00	49,990,100.00



Managed Account Detail of Securities Held

For the Month Ending **May 31, 2019**

SAN BERNARDINO COUNTY - 76990800

Security Type/Description Dated Date/Coupon/Maturity	CUSIP	Par	S&P Rating	Moody's Rating	Trade Date	Settle Date	Original Cost	YTM at Cost	Accrued Interest	Amortized Cost	Market Value
Commercial Paper											
NATIXIS NY BRANCH COMM PAPER DTD 12/03/2018 0.000% 06/03/2019	63873KT31	123,000,000.00	A-1	P-1	05/31/19	05/31/19	122,975,912.50	2.35	0.00	122,983,941.12	122,975,523.00
CREDIT AGRICOLE CIB NY COMM PAPER DTD 12/03/2018 0.000% 06/03/2019	22533UT37	150,000,000.00	A-1	P-1	05/31/19	05/31/19	149,970,500.00	2.36	0.00	149,980,333.50	149,970,300.00
MUFG BANK LTD/NY COMM PAPER DTD 03/29/2019 0.000% 06/07/2019	62479MT78	25,000,000.00	A-1	P-1	05/06/19	05/06/19	24,945,555.56	2.46	0.00	24,989,791.75	24,988,575.00
MUFG BANK LTD/NY COMM PAPER DTD 10/11/2018 0.000% 06/10/2019	62479MTA1	20,000,000.00	A-1	P-1	05/20/19	05/21/19	19,973,333.33	2.40	0.00	19,988,000.00	19,986,880.00
MUFG BANK LTD/NY COMM PAPER -- 0.000% 06/13/2019	62479MTD5	30,000,000.00	A-1	P-1	05/09/19	05/13/19	29,936,708.33	2.46	0.00	29,975,499.90	29,974,260.00
AMERICAN HONDA FINANCE COMM PAPER DTD 03/21/2019 0.000% 06/19/2019	02665KTK3	35,000,000.00	A-1	P-1	03/21/19	03/22/19	34,781,084.72	2.55	0.00	34,955,725.00	34,954,885.00
BNP PARIBAS NY BRANCH COMM PAPER DTD 10/29/2018 0.000% 07/01/2019	09659CU14	50,000,000.00	A-1	P-1	03/12/19	03/12/19	49,611,500.00	2.54	0.00	49,895,000.00	49,896,650.00
MUFG BANK LTD/NY COMM PAPER DTD 11/13/2018 0.000% 07/01/2019	62479MU19	60,000,000.00	A-1	P-1	05/28/19	05/28/19	59,861,733.33	2.45	0.00	59,878,000.20	59,873,340.00
MUFG BANK LTD/NY COMM PAPER DTD 10/05/2018 0.000% 07/02/2019	62479MU27	30,000,000.00	A-1	P-1	05/28/19	05/29/19	29,930,866.67	2.45	0.00	29,936,966.70	29,934,570.00
CREDIT AGRICOLE CIB NY COMM PAPER DTD 04/05/2019 0.000% 07/08/2019	22533UU84	45,000,000.00	A-1	P-1	04/04/19	04/04/19	44,705,500.00	2.50	0.00	44,885,299.95	44,886,735.00
BNP PARIBAS NY BRANCH COMM PAPER -- 0.000% 07/15/2019	09659CUF3	25,000,000.00	A-1	P-1	03/27/19	03/27/19	24,807,500.00	2.54	0.00	24,923,000.00	24,924,850.00
EXXON MOBIL CORP COMM PAPER -- 0.000% 07/17/2019	30229BUH8	35,000,000.00	A-1+	P-1	04/01/19	04/02/19	34,743,391.67	2.51	0.00	34,888,641.55	34,890,205.00
COOPERATIEVE RABOBANK U.A. COMM PAPER -- 0.000% 07/31/2019	21687BUX7	50,000,000.00	A-1	P-1	12/11/18	12/12/18	49,101,666.67	2.85	0.00	49,766,666.50	49,792,450.00



Managed Account Detail of Securities Held

For the Month Ending **May 31, 2019**

SAN BERNARDINO COUNTY - 76990800

Security Type/Description	Dated Date/Coupon/Maturity	CUSIP	Par	S&P Rating	Moody's Rating	Trade Date	Settle Date	Original Cost	YTM at Cost	Accrued Interest	Amortized Cost	Market Value
Commercial Paper												
TOYOTA MOTOR CREDIT CORP COMM PAPER	-- 0.000% 08/01/2019	89233HV19	25,000,000.00	A-1+	P-1	01/31/19	02/01/19	24,665,652.78	2.70	0.00	24,887,319.50	24,896,625.00
BNP PARIBAS NY BRANCH COMM PAPER	-- 0.000% 08/01/2019	09659CV13	25,000,000.00	A-1	P-1	02/05/19	02/05/19	24,676,729.17	2.66	0.00	24,888,590.25	24,895,975.00
EXXON MOBIL CORP COMM PAPER	-- 0.000% 08/01/2019	30229BV12	25,000,000.00	A-1+	P-1	04/16/19	04/17/19	24,818,180.56	2.49	0.00	24,895,368.00	24,895,775.00
JP MORGAN SECURITIES LLC COMM PAPER DTD 11/06/2018	0.000% 08/01/2019	46640OV16	50,000,000.00	A-1	P-1	01/03/19	01/03/19	49,148,333.33	2.97	0.00	49,752,611.00	49,786,350.00
TOYOTA MOTOR CREDIT CORP COMM PAPER DTD 12/19/2018	0.000% 08/07/2019	89233HV76	40,000,000.00	A-1+	P-1	04/26/19	04/29/19	39,724,444.44	2.50	0.00	39,815,377.60	39,818,280.00
TOYOTA MOTOR CREDIT CORP COMM PAPER DTD 02/01/2019	0.000% 09/03/2019	89233HW34	25,000,000.00	A-1+	P-1	03/06/19	03/06/19	24,676,965.28	2.60	0.00	24,832,236.00	24,840,350.00
JP MORGAN SECURITIES LLC COMM PAPER DTD 04/02/2019	0.000% 10/01/2019	46640QX14	25,000,000.00	A-1	P-1	04/03/19	04/03/19	24,679,479.17	2.58	0.00	24,783,958.25	24,785,525.00
TOYOTA MOTOR CREDIT CORP COMM PAPER DTD 02/20/2019	0.000% 11/01/2019	89233HY16	25,000,000.00	A-1+	P-1	04/15/19	04/16/19	24,648,986.11	2.58	0.00	24,730,125.00	24,740,025.00
Security Type Sub-Total			968,000,000.00					962,094,690.29	2.51	0.00	965,625,562.77	965,698,228.00
Certificate of Deposit												
BANK OF MONTREAL CHICAGO CD DTD 05/11/2018	FLOATING 2.833% 06/03/2019	06371E5T0	25,000,000.00	A-1	P-1	05/10/18	05/11/18	25,000,000.00	2.28	57,058.51	25,000,000.00	25,000,000.00
BANK OF MONTREAL CHICAGO CD DTD 06/05/2018	FLOATING 2.783% 06/03/2019	06371E7H4	25,000,000.00	A-1	P-1	06/04/18	06/05/18	25,000,000.00	2.34	56,051.56	25,000,000.00	25,000,000.00



Managed Account Detail of Securities Held

For the Month Ending **May 31, 2019**

SAN BERNARDINO COUNTY - 76990800

Security Type/Description Dated Date/Coupon/Maturity	CUSIP	Par	S&P Rating	Moody's Rating	Trade Date	Settle Date	Original Cost	YTM at Cost	Accrued Interest	Amortized Cost	Market Value
Certificate of Deposit											
ROYAL BANK OF CANADA NY FLT CERT DEPOS DTD 06/05/2018 2.783% 06/03/2019	78012UDY8	25,000,000.00	A-1+	P-1	06/04/18	06/05/18	25,000,000.00	2.34	56,051.56	25,000,000.00	25,000,000.00
WESTPAC BANKING CORP NY FLOAT CERT DEPOS DTD 06/06/2018 2.763% 06/03/2019	96121T7M4	25,000,000.00	A-1+	P-1	06/05/18	06/06/18	25,000,000.00	2.33	55,648.79	25,000,000.00	25,000,000.00
TORONTO DOMINION BANK NY FLT CERT DEPOS DTD 06/07/2018 2.763% 06/03/2019	89113X2H6	25,000,000.00	A-1+	P-1	06/06/18	06/07/18	25,000,000.00	2.35	55,648.79	25,000,000.00	25,000,000.00
TORONTO DOMINION BANK NY CERT DEPOS DTD 05/06/2019 2.470% 06/05/2019	89114MG35	35,000,000.00	A-1+	P-1	05/06/19	05/06/19	35,000,000.00	2.47	62,436.11	35,000,000.00	35,000,556.50
COMMONWEALTH BANK OF AUSTRALIA NY FLT CD DTD 12/12/2018 2.757% 06/07/2019	20271EQE2	25,000,000.00	A-1+	P-1	12/11/18	12/12/18	25,000,000.00	2.73	47,866.84	25,000,000.00	25,001,725.00
ROYAL BANK OF CANADA NY CERT DEPOS DTD 08/29/2018 2.670% 06/26/2019	78012UGL3	50,000,000.00	A-1+	P-1	04/29/19	05/01/19	50,011,050.00	2.60	248,447.17	50,004,933.00	50,002,050.00
ROYAL BANK OF CANADA NY FLT CERT DEPOS DTD 06/05/2018 2.760% 07/01/2019	78012UDZ5	25,000,000.00	A-1+	P-1	06/04/18	06/05/18	25,000,000.00	2.33	60,404.36	25,000,000.00	25,003,000.00
BANK OF NOVA SCOTIA HOUSTON FLT CD DTD 06/06/2018 2.760% 07/01/2019	06417GT99	25,000,000.00	A-1	P-1	06/05/18	06/06/18	25,000,000.00	2.36	60,404.36	25,000,000.00	25,000,750.00
TORONTO DOMINION BANK NY FLT CERT DEPOS DTD 06/07/2018 2.730% 07/01/2019	89113X2J2	25,000,000.00	A-1+	P-1	06/06/18	06/07/18	25,000,000.00	2.34	59,758.53	25,000,000.00	25,000,500.00
SVENSKA HANDELSBANKEN NY FLOATING CD DTD 06/06/2018 2.720% 07/01/2019	86958JH85	50,000,000.00	A-1+	P-1	06/05/18	06/06/18	50,000,000.00	2.32	119,086.50	50,000,000.00	50,006,000.00



Managed Account Detail of Securities Held

For the Month Ending **May 31, 2019**

SAN BERNARDINO COUNTY - 76990800

Security Type/Description	Dated Date/Coupon/Maturity	CUSIP	Par	S&P Rating	Moody's Rating	Trade Date	Settle Date	Original Cost	YTM at Cost	Accrued Interest	Amortized Cost	Market Value
Certificate of Deposit												
TORONTO DOMINION BANK NY CERT DEPOS DTD 04/03/2019 2.560% 07/03/2019		89114MZT7	35,000,000.00	A-1+	P-1	04/03/19	04/03/19	35,000,000.00	2.56	146,844.44	35,000,000.00	35,006,891.50
TORONTO DOMINION BANK NY CERT DEPOS DTD 05/29/2019 2.440% 07/19/2019		89114ML62	40,000,000.00	A-1+	P-1	05/28/19	05/29/19	40,000,000.00	2.44	8,133.33	40,000,000.00	39,999,632.00
SWEDBANK NY CERT DEPOS DTD 03/27/2019 2.500% 07/25/2019		87019VWM5	25,000,000.00	A-1+	P-1	03/26/19	03/27/19	25,000,000.00	2.50	114,583.33	25,000,000.00	25,002,362.50
SVENSKA HANDELSBANKEN NY CERT DEPOS DTD 03/27/2019 2.520% 07/25/2019		86958J6E4	25,000,000.00	A-1+	P-1	03/26/19	03/27/19	25,000,000.00	2.52	115,500.00	25,000,000.00	25,003,865.00
ROYAL BANK OF CANADA NY CERT DEPOS DTD 01/29/2019 2.690% 08/01/2019		78012ULW3	25,000,000.00	A-1+	P-1	01/29/19	01/29/19	25,000,000.00	2.69	229,770.83	25,000,000.00	25,009,302.50
TORONTO DOMINION BANK NY CERT DEPOS DTD 03/21/2019 2.555% 08/01/2019		89114MYN1	25,000,000.00	A-1+	P-1	03/21/19	03/21/19	25,000,000.00	2.56	127,750.00	25,000,000.00	25,006,800.00
NORDEA BANK AB NEW YORK CERT DEPOS DTD 01/29/2019 2.670% 08/01/2019		65558TDL6	50,000,000.00	A-1+	P-1	01/29/19	01/29/19	50,000,000.00	2.67	456,125.00	50,000,000.00	50,016,905.00
US BANK NA CINCINNATI CERT DEPOS DTD 09/05/2018 2.720% 09/03/2019		90333VYQ7	25,000,000.00	A-1+	P-1	09/04/18	09/05/18	25,000,000.00	2.72	508,111.11	25,000,000.00	25,013,667.50
ROYAL BANK OF CANADA NY CERT DEPOS DTD 03/07/2019 2.610% 09/03/2019		78012UMF9	25,000,000.00	A-1+	P-1	03/06/19	03/07/19	25,000,000.00	2.61	155,875.00	25,000,000.00	25,015,372.50
SVENSKA HANDELSBANKEN NY CERT DEPOS DTD 03/04/2019 2.610% 09/03/2019		86958J5S4	50,000,000.00	A-1+	P-1	03/04/19	03/04/19	50,000,000.00	2.61	322,625.00	50,000,000.00	50,030,465.00
SVENSKA HANDELSBANKEN NY CERT DEPOS DTD 04/16/2019 2.560% 10/01/2019		86958J6V6	25,000,000.00	A-1+	P-1	04/16/19	04/16/19	25,000,000.00	2.56	81,777.78	25,000,000.00	25,011,802.50
NORDEA BANK ABP NEW YORK CERT DEPOS DTD 04/15/2019 2.550% 10/01/2019		65558TGP4	50,000,000.00	A-1+	P-1	04/15/19	04/15/19	50,000,000.00	2.55	166,458.33	50,000,000.00	50,020,145.00
TORONTO DOMINION BANK NY CERT DEPOS DTD 10/19/2018 3.000% 11/01/2019		89114MJN8	25,000,000.00	A-1+	P-1	10/18/18	10/19/18	25,000,000.00	3.00	462,500.00	25,000,000.00	25,051,200.00



Managed Account Detail of Securities Held

For the Month Ending **May 31, 2019**

SAN BERNARDINO COUNTY - 76990800

Security Type/Description Dated Date/Coupon/Maturity	CUSIP	Par	S&P Rating	Moody's Rating	Trade Date	Settle Date	Original Cost	YTM at Cost	Accrued Interest	Amortized Cost	Market Value
Certificate of Deposit											
COOPERATIVE RABOBANK U.A. CERT DEPOS DTD 01/09/2019 2.860% 01/02/2020	21685V7E3	25,000,000.00	A-1	P-1	01/08/19	01/09/19	25,000,000.00	2.86	284,013.89	25,000,000.00	25,050,682.50
BANK OF AMERICA NA CERT DEPOS DTD 05/02/2019 2.550% 01/02/2020	06052TE97	50,000,000.00	A-1	P-1	05/01/19	05/02/19	50,000,000.00	1.29	106,250.00	50,000,000.00	49,498,837.00
Security Type Sub-Total		860,000,000.00					860,011,050.00	2.46	4,225,181.12	860,004,933.00	859,752,512.00
Bank Note											
US BANK NA CINCINNATI CALLABLE BANK NOTE DTD 07/24/2018 3.050% 07/24/2020	90331HNU3	10,000,000.00	AA-	A1	07/20/18	07/24/18	9,995,200.00	3.07	107,597.22	9,997,212.80	10,071,420.00
US BANK NA CALLABLE BANK NOTE DTD 10/24/2017 2.050% 10/23/2020	90331HNG4	40,000,000.00	AA-	A1	10/19/17	10/24/17	39,992,000.00	2.06	86,555.56	39,996,212.80	39,799,480.00
JPMORGAN CHASE & CO FLT BK NT (CALLABLE) DTD 02/19/2019 2.890% 02/19/2021	48125LRS3	10,000,000.00	A+	Aa2	02/12/19	02/19/19	10,000,000.00	3.11	9,632.10	10,000,000.00	10,005,390.00
US BANK NA CINCINNATI CALLABLE BANK NOTE DTD 04/26/2018 3.150% 04/26/2021	90331HNP4	15,000,000.00	AA-	A1	04/24/18	04/26/18	14,999,100.00	3.15	45,937.50	14,999,419.65	15,196,635.00
BANK OF AMERICA CORP NT (FLOAT,CALLABLE) DTD 05/24/2019 2.875% 05/24/2021	06050TML3	15,000,000.00	A+	Aa2	05/20/19	05/24/19	15,000,000.00	2.87	8,384.69	15,000,000.00	15,000,075.00
US BANK BANK NOTE (CALLABLE) DTD 11/16/2018 3.450% 11/16/2021	90331HNX7	10,000,000.00	AA-	A1	11/13/18	11/16/18	9,986,200.00	3.50	14,375.00	9,988,588.10	10,226,010.00
US BANK NA CINCINNATI (CALLABLE) CORP NT DTD 05/23/2019 2.650% 05/23/2022	90331HPC1	7,000,000.00	AA-	A1	05/21/19	05/23/19	6,992,580.00	2.69	4,122.22	6,992,633.13	7,047,901.00
Security Type Sub-Total		107,000,000.00					106,965,080.00	2.70	276,604.29	106,974,066.48	107,346,911.00



Managed Account Detail of Securities Held

For the Month Ending **May 31, 2019**

SAN BERNARDINO COUNTY - 76990800

Security Type/Description Dated Date/Coupon/Maturity	CUSIP	Par	S&P Rating	Moody's Rating	Trade Date	Settle Date	Original Cost	YTM at Cost	Accrued Interest	Amortized Cost	Market Value
Asset-Backed Security											
HAROT 2019-1 A2 DTD 02/27/2019 2.750% 09/20/2021	43814WAB1	6,500,000.00	AAA	NR	02/19/19	02/27/19	6,499,581.40	2.75	6,454.86	6,499,622.09	6,520,334.60
TAOT 2019-A A2A DTD 02/13/2019 2.830% 10/15/2021	89239AAB9	4,000,000.00	AAA	Aaa	02/05/19	02/13/19	3,999,636.80	2.84	5,031.11	3,999,677.16	4,013,964.00
JDOT 2019-A A2 DTD 03/13/2019 2.850% 12/15/2021	47789JAB2	5,500,000.00	NR	Aaa	03/05/19	03/13/19	5,499,749.20	2.85	6,966.67	5,499,767.30	5,523,328.25
HAROT 2019-2 A2 DTD 05/29/2019 2.570% 12/21/2021	43815MAB2	12,000,000.00	NR	Aaa	05/21/19	05/29/19	11,999,980.80	2.57	1,713.33	11,999,981.28	12,026,839.20
TAOT 2019-B A2A DTD 05/08/2019 2.590% 02/15/2022	89239JAB0	11,500,000.00	AAA	Aaa	04/30/19	05/08/19	11,499,875.80	2.59	13,237.78	11,499,883.97	11,525,704.80
HAROT 2019-1 A3 DTD 02/27/2019 2.830% 03/20/2023	43814WAC9	4,000,000.00	AAA	NR	02/19/19	02/27/19	3,999,892.80	2.83	4,087.78	3,999,901.08	4,055,561.20
HAROT 2019-2 A3 DTD 05/29/2019 2.520% 06/21/2023	43815MAC0	8,500,000.00	NR	Aaa	05/21/19	05/29/19	8,499,682.95	2.52	1,190.00	8,499,683.55	8,564,609.35
JDOT 2019-A A3 DTD 03/13/2019 2.910% 07/15/2023	47789JAD8	4,500,000.00	NR	Aaa	03/05/19	03/13/19	4,499,446.95	2.92	5,820.00	4,499,470.26	4,572,886.05
TAOT 2019-A A3 DTD 02/13/2019 2.910% 07/15/2023	89239AAD5	8,000,000.00	AAA	Aaa	02/05/19	02/13/19	7,998,542.40	2.92	10,346.67	7,998,640.40	8,125,613.60
TAOT 2019-B A3 DTD 05/08/2019 2.570% 08/15/2023	89239JAD6	5,000,000.00	AAA	Aaa	04/30/19	05/08/19	4,999,202.50	2.58	5,711.11	4,999,219.30	5,040,680.00
Security Type Sub-Total		69,500,000.00					69,495,591.60	2.70	60,559.31	69,495,846.39	69,969,521.05
Managed Account Sub-Total		7,093,897,000.00					7,054,209,270.14	2.25	25,336,128.84	7,067,265,487.67	7,090,180,447.32
Securities Sub-Total		\$7,093,897,000.00					\$7,054,209,270.14	2.25%	\$25,336,128.84	\$7,067,265,487.67	\$7,090,180,447.32
Accrued Interest											\$25,336,128.84
Total Investments											\$7,115,516,576.16



Managed Account Fair Market Value & Analytics

For the Month Ending **May 31, 2019**

SAN BERNARDINO COUNTY - 76990800

Security Type/Description	Dated Date/Coupon/Maturity	CUSIP	Par	Broker	Next Call Date	Market Price	Market Value	Unreal G/L On Cost	Unreal G/L Amort Cost	Effective Duration	Duration to Worst at Mkt	YTM
U.S. Treasury Bond / Note												
US TREASURY NOTES	DTD 06/15/2016 0.875% 06/15/2019	912828R85	25,000,000.00	TD SEC U		99.95	24,987,275.00	327,118.75	(7,387.25)	0.04	0.04	2.10
US TREASURY NOTES	DTD 07/02/2012 1.000% 06/30/2019	912828TC4	50,000,000.00	DAIWA		99.89	49,946,750.00	315,890.62	(40,001.00)	0.08	0.08	2.28
US TREASURY NOTES	DTD 06/30/2014 1.625% 06/30/2019	912828WS5	50,000,000.00	TD		99.94	49,969,800.00	(274,340.63)	(40,080.00)	0.08	0.08	2.34
US TREASURY NOTES	DTD 06/30/2014 1.625% 06/30/2019	912828WS5	50,000,000.00	BMO		99.94	49,969,800.00	(241,137.50)	(38,797.50)	0.08	0.08	2.34
US TREASURY N/B NOTES	DTD 06/30/2017 1.250% 06/30/2019	912828XV7	50,000,000.00	DEUTSCHE		99.91	49,955,950.00	385,637.50	(21,424.00)	0.08	0.08	2.30
US TREASURY NOTES	DTD 09/15/2016 0.875% 09/15/2019	9128282G4	25,000,000.00	BARCLAYS		99.58	24,894,525.00	172,845.31	(64,624.75)	0.29	0.29	2.33
US TREASURY NOTES	DTD 10/31/2014 1.500% 10/31/2019	912828F62	25,000,000.00	MERRILL		99.64	24,910,150.00	(58,600.00)	(85,274.50)	0.41	0.41	2.37
US TREASURY NOTES	DTD 10/31/2014 1.500% 10/31/2019	912828F62	25,000,000.00	DAIWA		99.64	24,910,150.00	10,735.94	(68,328.00)	0.41	0.41	2.37
US TREASURY NOTES	DTD 11/30/2012 1.000% 11/30/2019	912828UB4	25,000,000.00	BMO		99.32	24,830,075.00	(70,315.63)	(153,421.25)	0.49	0.49	2.38
US TREASURY NOTES	DTD 12/15/2016 1.375% 12/15/2019	912828U73	25,000,000.00	SOC GEN		99.48	24,870,125.00	(78,117.19)	(117,183.75)	0.53	0.53	2.35
US TREASURY N/B NOTES	DTD 01/17/2017 1.375% 01/15/2020	912828V31	50,000,000.00	MORGANST		99.41	49,707,050.00	330,096.87	(96,523.50)	0.61	0.61	2.32
US TREASURY NOTES	DTD 02/15/2017 1.375% 02/15/2020	912828W22	50,000,000.00	BARCLAYS		99.33	49,666,000.00	328,109.37	(106,205.00)	0.70	0.70	2.33
US TREASURY NOTES	DTD 03/02/2015 1.375% 02/29/2020	912828J50	25,000,000.00	BNP DIR		99.29	24,823,250.00	(35,148.44)	(141,719.25)	0.74	0.74	2.33
US TREASURY NOTES	DTD 04/30/2015 1.375% 04/30/2020	912828K58	50,000,000.00	MORGANST		99.18	49,591,800.00	(83,981.25)	(317,104.00)	0.90	0.90	2.28
US TREASURY NOTES	DTD 04/30/2013 1.125% 04/30/2020	912828VA5	50,000,000.00	BMO		98.98	49,490,250.00	669,937.50	(22,906.00)	0.90	0.90	2.26
US TREASURY NOTES	DTD 05/31/2013 1.375% 05/31/2020	912828VF4	50,000,000.00	MORGAN_S		99.15	49,574,200.00	564,434.37	34,574.00	0.99	0.99	2.24
US TREASURY NOTES	DTD 06/01/2015 1.500% 05/31/2020	912828XE5	50,000,000.00	BNY		99.28	49,640,600.00	673,803.12	138,733.50	0.99	0.99	2.23



Managed Account Fair Market Value & Analytics

For the Month Ending **May 31, 2019**

SAN BERNARDINO COUNTY - 76990800

Security Type/Description	Dated Date/Coupon/Maturity	CUSIP	Par	Broker	Next Call Date	Market Price	Market Value	Unreal G/L On Cost	Unreal G/L Amort Cost	Effective Duration	Duration to Worst at Mkt	YTM
U.S. Treasury Bond / Note												
US TREASURY NOTES	DTD 07/01/2013 1.875% 06/30/2020	912828VJ6	50,000,000.00	JEFFERIE		99.64	49,820,300.00	308,581.25	56,744.50	1.06	1.06	2.21
US TREASURY NOTES	DTD 07/01/2013 1.875% 06/30/2020	912828VJ6	50,000,000.00	JPM		99.64	49,820,300.00	521,471.87	172,118.00	1.06	1.06	2.21
US TREASURY NOTES	DTD 07/31/2013 2.000% 07/31/2020	912828VP2	50,000,000.00	BK AMER		99.77	49,886,700.00	482,403.12	196,933.50	1.14	1.14	2.20
US TREASURY NOTES	DTD 08/16/2010 2.625% 08/15/2020	912828NT3	25,000,000.00	BNP DIR		100.57	25,142,575.00	(579,104.69)	(101,221.25)	1.18	1.18	2.14
UNITED STATES TREASURY NOTES	DTD 08/31/2018 2.625% 08/31/2020	9128284Y3	50,000,000.00	BK AMER		100.57	50,287,100.00	318,350.00	309,476.00	1.22	1.22	2.16
US TREASURY NOTES	DTD 09/30/2015 1.375% 09/30/2020	912828L65	50,000,000.00	BNP DIR		99.04	49,517,600.00	628,928.12	353,548.00	1.31	1.31	2.11
US TREASURY NOTES	DTD 10/31/2013 1.750% 10/31/2020	912828WC0	50,000,000.00	BARCLAYS		99.55	49,775,400.00	(220,693.75)	(222,767.50)	1.39	1.39	2.07
US TREASURY NOTES	DTD 11/30/2015 1.625% 11/30/2020	912828M98	25,000,000.00	BARCLAYS		99.35	24,836,925.00	81,065.62	(68,259.50)	1.47	1.47	2.07
US TREASURY N/B NOTES	DTD 02/15/2018 2.250% 02/15/2021	9128283X6	50,000,000.00	INTC		100.38	50,191,400.00	404,290.62	381,481.00	1.66	1.66	2.02
US TREASURY N/B NOTES	DTD 02/15/2018 2.250% 02/15/2021	9128283X6	75,000,000.00	FTN		100.38	75,287,100.00	363,271.87	355,642.50	1.66	1.66	2.02
US TREASURY NOTES	DTD 02/29/2016 1.125% 02/28/2021	912828P87	25,000,000.00	BARCLAYS		98.49	24,623,050.00	249,026.56	(35,638.50)	1.72	1.72	2.01
US TREASURY NOTES	DTD 05/31/2016 1.375% 05/31/2021	912828R77	25,000,000.00	RBC CAP		98.85	24,712,900.00	377,939.06	19,158.00	1.96	1.96	1.96
US TREASURY NOTES	DTD 06/02/2014 2.000% 05/31/2021	912828WN6	50,000,000.00	BARCLAYS		100.07	50,037,100.00	(410,165.63)	(166,472.50)	1.95	1.95	1.96
US TREASURY NOTES	DTD 07/31/2014 2.250% 07/31/2021	912828WY2	100,000,000.00	MORGANST		100.64	100,636,700.00	710,918.75	707,580.00	2.09	2.09	1.95
US TREASURY NOTES	DTD 09/30/2016 1.125% 09/30/2021	912828T34	25,000,000.00	MIZUHO		98.24	24,560,550.00	362,307.81	55,168.75	2.28	2.28	1.90
US TREASURY NOTES	DTD 12/01/2014 1.875% 11/30/2021	912828G53	25,000,000.00	BMO		99.88	24,968,750.00	234,375.00	106,330.75	2.43	2.43	1.93
US TREASURY NOTES	DTD 02/02/2015 1.500% 01/31/2022	912828H86	50,000,000.00	TD SEC U		98.93	49,462,900.00	683,603.12	134,391.50	2.59	2.59	1.91



Managed Account Fair Market Value & Analytics

For the Month Ending **May 31, 2019**

SAN BERNARDINO COUNTY - 76990800

Security Type/Description	Dated Date/Coupon/Maturity	CUSIP	Par	Broker	Next Call Date	Market Price	Market Value	Unreal G/L On Cost	Unreal G/L Amort Cost	Effective Duration	Duration to Worst at Mkt	YTM
U.S. Treasury Bond / Note												
US TREASURY N/B NOTES	DTD 02/28/2017 1.875% 02/28/2022	912828W55	25,000,000.00	CITIGRP		99.88	24,970,700.00	147,457.81	86,516.25	2.66	2.66	1.92
US TREASURY NOTES	DTD 07/31/2017 1.875% 07/31/2022	9128282P4	100,000,000.00	RBC		99.90	99,902,300.00	1,156,206.25	1,122,862.00	3.04	3.04	1.91
US TREASURY N/B NOTES	DTD 11/02/2015 1.875% 10/31/2022	912828M49	25,000,000.00	BMO_DIR		99.88	24,969,725.00	230,467.19	153,393.75	3.29	3.29	1.91
US TREASURY N/B NOTES	DTD 05/31/2016 1.625% 05/31/2023	912828R69	50,000,000.00	DEUTSCHE		98.86	49,427,750.00	769,546.87	723,234.50	3.85	3.85	1.92
US TREASURY NOTES	DTD 06/30/2016 1.375% 06/30/2023	912828S35	50,000,000.00	WELLSFAR		97.82	48,910,150.00	787,103.12	719,081.50	3.92	3.92	1.93
US TREASURY N/B NOTES	DTD 07/02/2018 2.625% 06/30/2023	9128284U1	50,000,000.00	SOC GEN		102.74	51,369,150.00	734,384.37	755,184.00	3.82	3.82	1.92
US TREASURY NOTES	DTD 06/30/2016 1.375% 06/30/2023	912828S35	100,000,000.00	SOC GEN		97.82	97,820,300.00	1,785,143.75	1,670,376.00	3.92	3.92	1.93
US TREASURY NOTES	DTD 08/01/2016 1.250% 07/31/2023	912828S92	100,000,000.00	BNP		97.30	97,296,900.00	1,031,275.00	883,146.00	4.02	4.02	1.93
US TREASURY NOTES	DTD 08/31/2016 1.375% 08/31/2023	9128282D1	100,000,000.00	MORGANST		97.74	97,738,300.00	1,175,800.00	1,046,222.00	4.09	4.09	1.93
Security Type Sub-Total			2,050,000,000.00				2,037,710,375.00	15,270,921.77	8,266,557.00	1.88	1.88	2.10
Supra-National Discount Note												
INTL BANK OF RECON AND DEV DISC NOTE	-- 0.000% 05/01/2020	459052WG7	50,000,000.00	OTHER		97.92	48,959,350.00	20,294.44	10,878.00	0.91	0.91	2.28
Security Type Sub-Total			50,000,000.00				48,959,350.00	20,294.44	10,878.00	0.91	0.91	2.28
Supra-National Agency Bond / Note												
INTL BANK OF RECON AND DEV	DTD 01/25/2016 1.430% 07/25/2019	45905UUV4	50,000,000.00	TOR DOM		99.82	49,911,000.00	(89,000.00)	(89,000.00)	0.15	0.15	2.56
INTL BANK OF RECON AND DEV GLOBAL NOTES	DTD 01/28/2016 1.250% 07/26/2019	459058EV1	25,000,000.00	BARCLAYS		99.81	24,951,400.00	72,150.00	(43,210.25)	0.16	0.16	2.47



Managed Account Fair Market Value & Analytics

For the Month Ending **May 31, 2019**

SAN BERNARDINO COUNTY - 76990800

Security Type/Description	Dated Date/Coupon/Maturity	CUSIP	Par	Broker	Next Call Date	Market Price	Market Value	Unreal G/L On Cost	Unreal G/L Amort Cost	Effective Duration	Duration to Worst at Mkt	YTM
Supra-National Agency Bond / Note												
INTL BANK OF RECON AND DEV SN NOTE DTD 07/13/2016 0.875% 08/15/2019		459058FK4	50,000,000.00	TOR DOM		99.66	49,828,650.00	(78,850.00)	(165,115.00)	0.21	0.21	2.51
INTER-AMERICAN DEVELOPMENT BANK DTD 10/15/2015 1.250% 10/15/2019		4581X0CR7	25,000,000.00	DEUTSCHE		99.55	24,888,025.00	237,025.00	(77,373.00)	0.37	0.37	2.44
INTER-AMERICAN DEVELOPMENT BANK DTD 10/15/2015 1.250% 10/15/2019		4581X0CR7	25,000,000.00	TOR DOM		99.55	24,888,025.00	142,025.00	(84,845.50)	0.37	0.37	2.44
INTL BANK OF RECON AND DEV GLOBAL NOTES DTD 10/27/2016 1.125% 11/27/2019		459058FS7	50,000,000.00	CITIGRP		99.37	49,686,400.00	(208,100.00)	(296,595.00)	0.49	0.49	2.41
INTL BANK OF RECON AND DEV GLOBAL NOTES DTD 03/30/2016 1.375% 03/30/2020		459058FA6	25,000,000.00	TOR DOM		99.23	24,808,575.00	(114,925.00)	(175,181.75)	0.82	0.82	2.31
INTL BK RECON & DEVELOP NOTES DTD 03/21/2017 1.875% 04/21/2020		459058FZ1	25,000,000.00	BNP		99.67	24,917,375.00	(60,875.00)	(76,181.50)	0.87	0.87	2.25
INTER-AMERICAN DEVEL BK NOTE DTD 04/12/2017 1.625% 05/12/2020		4581X0CX4	25,000,000.00	RBC		99.38	24,844,350.00	(96,400.00)	(137,083.50)	0.93	0.93	2.29
INTL BANK OF RECON AND DEV GLOBAL NOTES DTD 08/29/2017 1.625% 09/04/2020		459058GA5	25,000,000.00	JPMCHASE		99.34	24,834,750.00	(160,000.00)	(163,018.25)	1.23	1.23	2.16
INTERNATIONAL FINANCE CORPORATION NOTE DTD 01/25/2018 2.250% 01/25/2021		45950KCM0	25,000,000.00	BK AMER		100.30	25,075,700.00	149,200.00	116,747.25	1.60	1.60	2.06
INTER-AMERICAN DEVELOPMENT BANK NOTE DTD 04/19/2018 2.625% 04/19/2021		4581X0DB1	50,000,000.00	CITIGRP		101.03	50,512,750.00	622,750.00	582,815.00	1.83	1.83	2.07
INTL BANK OF RECONSTRUCTION AND DEV NOTE DTD 07/25/2018 2.750% 07/23/2021		459058GH0	50,000,000.00	MORGANST		101.55	50,773,550.00	890,550.00	858,344.00	2.06	2.06	2.01
INTL BANK OF RECON AND DEV GLOBAL NOTES DTD 12/13/2017 2.125% 12/13/2021		459058GF4	20,000,000.00	DEUTSCHE		100.36	20,071,620.00	116,620.00	100,570.40	2.43	2.43	1.98
INTER-AMERICAN DEVELOPMENT BANK NOTE DTD 09/26/2018 3.000% 09/26/2022		4581X0DD7	25,000,000.00	JPMCHASE		103.01	25,751,675.00	807,675.00	798,609.25	3.14	3.14	2.06



Managed Account Fair Market Value & Analytics

For the Month Ending **May 31, 2019**

SAN BERNARDINO COUNTY - 76990800

Security Type/Description Dated Date/Coupon/Maturity	CUSIP	Par	Broker	Next Call Date	Market Price	Market Value	Unreal G/L On Cost	Unreal G/L Amort Cost	Effective Duration	Duration to Worst at Mkt	YTM
Supra-National Agency Bond / Note											
INTER-AMERICAN DEVELOPMENT BANK NOTE DTD 10/04/2013 3.000% 10/04/2023	4581X0CC0	25,000,000.00	BMO		103.91	25,978,650.00	498,650.00	518,030.00	4.05	4.05	2.05
Security Type Sub-Total		520,000,000.00				521,722,495.00	2,728,495.00	1,667,512.15	1.21	1.21	2.27

NOW Account											
BANK OF THE WEST MONEY MARKET FUND	BKOFWEST7	2,000.00	DIRECT		1.00	2,000.00	0.00	0.00	0.00	0.00	2.60
BANK OF THE WEST MONEY MARKET FUND	BKOFWEST7	14,998,000.00	DIRECT		1.00	14,998,000.00	0.00	0.00	0.00	0.00	2.60
BANK OF THE WEST MONEY MARKET FUND	BKOFWEST7	20,000,000.00	DIRECT		1.00	20,000,000.00	0.00	0.00	0.00	0.00	2.60
BANK OF THE WEST MONEY MARKET FUND	BKOFWEST7	25,000,000.00	DIRECT		1.00	25,000,000.00	0.00	0.00	0.00	0.00	2.60
BANK OF THE WEST MONEY MARKET FUND	BKOFWEST7	35,000,000.00	DIRECT		1.00	35,000,000.00	0.00	0.00	0.00	0.00	2.60
BANK OF THE WEST MONEY MARKET FUND	BKOFWEST7	50,000,000.00	DIRECT		1.00	50,000,000.00	0.00	0.00	0.00	0.00	2.60
BANK OF THE WEST MONEY MARKET FUND	BKOFWEST7	80,000,000.00	DIRECT		1.00	80,000,000.00	0.00	0.00	0.00	0.00	2.60
Security Type Sub-Total		225,000,000.00				225,000,000.00	0.00	0.00	0.00	0.00	2.60

Money Market Mutual Fund											
FEDERATED GOVT OBLIGATIONS FUND	608919718	1,000,000.00			1.00	1,000,000.00	0.00	0.00	0.00	0.00	2.25
FIDELITY GOVT MM FUND 2642	31607A703	1,000,000.00			1.00	1,000,000.00	0.00	0.00	0.00	0.00	2.27
Security Type Sub-Total		2,000,000.00				2,000,000.00	0.00	0.00	0.00	0.00	2.26

Joint Powers Authority											
CALIFORNIA ASSET MANAGEMENT PROGRAM	CAMPMF025	13,000,000.00	DIRECT		1.00	13,000,000.00	0.00	0.00	0.00	0.00	2.50
CALIFORNIA ASSET MANAGEMENT PROGRAM	CAMPMF025	18,000,000.00	DIRECT		1.00	18,000,000.00	0.00	0.00	0.00	0.00	2.50
CALIFORNIA ASSET MANAGEMENT PROGRAM	CAMPMF025	24,000,000.00	DIRECT		1.00	24,000,000.00	0.00	0.00	0.00	0.00	2.50
CALIFORNIA ASSET MANAGEMENT PROGRAM	CAMPMF025	25,000,000.00	DIRECT		1.00	25,000,000.00	0.00	0.00	0.00	0.00	2.50
CALIFORNIA ASSET MANAGEMENT PROGRAM	CAMPMF025	25,000,000.00	DIRECT		1.00	25,000,000.00	0.00	0.00	0.00	0.00	2.50



Managed Account Fair Market Value & Analytics

For the Month Ending **May 31, 2019**

SAN BERNARDINO COUNTY - 76990800

Security Type/Description	Dated Date/Coupon/Maturity	CUSIP	Par	Broker	Next Call Date	Market Price	Market Value	Unreal G/L On Cost	Unreal G/L Amort Cost	Effective Duration	Duration to Worst at Mkt	YTM
Joint Powers Authority												
CALIFORNIA ASSET MANAGEMENT PROGRAM		CAMPMF025	45,000,000.00	DIRECT		1.00	45,000,000.00	0.00	0.00	0.00	0.00	2.50
CALIFORNIA ASSET MANAGEMENT PROGRAM		CAMPMF025	50,000,000.00	DIRECT		1.00	50,000,000.00	0.00	0.00	0.00	0.00	2.50
Security Type Sub-Total			200,000,000.00				200,000,000.00	0.00	0.00	0.00	0.00	2.50
Federally Insured Cash Account												
STONECASTLE FICA		FICAMF003	1,000,000.00	DIRECT		1.00	1,000,000.00	0.00	0.00	0.00	0.00	2.37
STONECASTLE FICA		FICAMF003	49,000,000.00	DIRECT		1.00	49,000,000.00	0.00	0.00	0.00	0.00	2.37
Security Type Sub-Total			50,000,000.00				50,000,000.00	0.00	0.00	0.00	0.00	2.37
Federal Agency Bond / Note												
FHLB GLOBAL NOTE DTD 06/03/2016 1.125% 06/21/2019		3130A8DB6	50,000,000.00	WELLSFAR		99.93	49,965,350.00	(13,650.00)	(34,260.50)	0.06	0.06	2.25
FFCB BONDS DTD 07/24/2017 1.400% 07/24/2019		3133EHSC8	25,000,000.00	OTHER		99.87	24,966,350.00	(15,400.00)	(32,292.25)	0.15	0.15	2.26
FREDDIE MAC GLOBAL NOTES DTD 07/30/2012 1.250% 08/01/2019		3137EADK2	23,347,000.00	MORGANST		99.82	23,305,629.12	181,639.66	(31,777.13)	0.17	0.17	2.27
FREDDIE MAC NOTES DTD 07/19/2017 1.375% 08/15/2019		3137EAEH8	10,000,000.00	BNY		99.79	9,978,510.00	110.00	(19,113.20)	0.21	0.21	2.38
FREDDIE MAC NOTES DTD 07/19/2017 1.375% 08/15/2019		3137EAEH8	75,000,000.00	JPM		99.79	74,838,825.00	(50,925.00)	(150,091.50)	0.21	0.21	2.38
FNMA NOTES DTD 09/02/2016 1.000% 08/28/2019		3135G0P49	50,000,000.00	DEUTSCHE		99.67	49,832,800.00	(89,200.00)	(160,809.50)	0.24	0.24	2.37
FREDDIE MAC GLOBAL NOTES DTD 10/02/2012 1.250% 10/02/2019		3137EADM8	10,000,000.00	OTHER		99.64	9,963,810.00	14,810.00	(27,582.30)	0.34	0.34	2.31
FEDERAL HOME LOAN BANK NOTES DTD 10/13/2017 1.500% 10/21/2019		3130ACM92	50,000,000.00	CITIGRP		99.65	49,824,850.00	(86,650.00)	(157,913.00)	0.39	0.39	2.39
FANNIE MAE GLOBAL NOTES DTD 10/25/2016 1.000% 10/24/2019		3135G0R39	25,000,000.00	BARCLAYS		99.45	24,863,700.00	(69,300.00)	(127,299.25)	0.40	0.40	2.37
FHLB NOTES DTD 11/17/2016 1.375% 11/15/2019		3130AA3R7	35,000,000.00	BK AMER		99.57	34,847,855.00	(144,095.00)	(150,897.95)	0.45	0.45	2.32



Managed Account Fair Market Value & Analytics

For the Month Ending **May 31, 2019**

SAN BERNARDINO COUNTY - 76990800

Security Type/Description	Dated Date/Coupon/Maturity	CUSIP	Par	Broker	Next Call Date	Market Price	Market Value	Unreal G/L On Cost	Unreal G/L Amort Cost	Effective Duration	Duration to Worst at Mkt	YTM
Federal Agency Bond / Note												
FEDERAL FARM CREDIT BANKS FLOATING NOTE	DTD 03/19/2018 2.381% 11/19/2019	3133EJGR4	10,000,000.00	JEFFERIE		99.97	9,997,360.00	(2,640.00)	(2,640.00)	0.05	0.47	2.48
FFCB NOTES	DTD 12/12/2017 1.875% 12/12/2019	3133EH2S1	50,000,000.00	JEFFERIE		99.82	49,911,750.00	(38,935.50)	(74,986.50)	0.52	0.52	2.21
FHLB NOTES	DTD 12/30/2013 2.375% 12/13/2019	3130A0JR2	25,000,000.00	TD		100.03	25,007,550.00	(288,150.00)	(69,625.00)	0.52	0.52	2.32
FREDDIE MAC NOTES	DTD 01/17/2017 1.500% 01/17/2020	3137EAEE5	25,000,000.00	CITIGRP		99.49	24,872,475.00	(100,525.00)	(121,775.25)	0.62	0.62	2.32
FNMA NOTES	DTD 01/12/2015 1.625% 01/21/2020	3135G0A78	25,000,000.00	TOR DOM		99.57	24,891,675.00	(112,425.00)	(109,001.75)	0.63	0.63	2.31
FHLB NOTES	DTD 02/09/2018 2.125% 02/11/2020	3130ADN32	75,000,000.00	BARCLAYS		99.92	74,941,575.00	78,825.00	(10,239.75)	0.68	0.68	2.24
FNMA NOTES	DTD 02/28/2017 1.500% 02/28/2020	3135G0T29	40,000,000.00	JPMCHASE		99.46	39,784,160.00	(190,240.00)	(209,406.40)	0.73	0.73	2.23
FEDERAL HOME LOAN BANKS NOTES	DTD 03/16/2018 2.375% 03/30/2020	3130ADUJ9	30,000,000.00	CITI		100.06	30,017,310.00	22,710.00	19,602.00	0.82	0.82	2.30
FHLMC AGENCY NOTES	DTD 04/20/2017 1.375% 04/20/2020	3137EAEF2	25,000,000.00	TD SEC U		99.23	24,807,925.00	(106,575.00)	(166,432.25)	0.87	0.87	2.25
FHLMC NOTES	DTD 04/19/2018 2.500% 04/23/2020	3137EAEM7	35,000,000.00	CITIGRP		100.17	35,057,855.00	65,555.00	61,351.85	0.88	0.88	2.31
FFCB BONDS	DTD 05/08/2017 1.550% 05/08/2020	3133EHJA2	25,000,000.00	JPM		99.31	24,827,825.00	(158,450.00)	(167,824.00)	0.92	0.92	2.30
FEDERAL HOME LOAN BANKS NOTES	DTD 05/21/2018 2.625% 05/28/2020	3130AECJ7	50,000,000.00	BARCLAYS		100.38	50,191,000.00	209,000.00	200,038.00	0.97	0.97	2.23
FNMA NOTES	DTD 08/01/2017 1.500% 07/30/2020	3135G0T60	75,000,000.00	BARCLAYS		99.23	74,425,950.00	(346,800.00)	(484,537.50)	1.14	1.14	2.17
FHLB NOTES	DTD 03/14/2018 2.400% 09/14/2020	3130ADT93	10,000,000.00	JEFFERIE		100.39	10,038,780.00	44,997.00	42,023.30	1.26	1.26	2.09
FHLB NOTES	DTD 09/08/2017 1.375% 09/28/2020	3130ACE26	40,000,000.00	BARCLAYS		99.09	39,637,600.00	(234,000.00)	(305,982.40)	1.30	1.30	2.07
FEDERAL HOME LOAN BANKS NOTES	DTD 09/07/2018 2.625% 10/01/2020	3130AEWA4	75,000,000.00	BARCLAYS		100.73	75,544,950.00	706,200.00	650,457.75	1.30	1.30	2.07



Managed Account Fair Market Value & Analytics

For the Month Ending **May 31, 2019**

SAN BERNARDINO COUNTY - 76990800

Security Type/Description Dated Date/Coupon/Maturity	CUSIP	Par	Broker	Next Call Date	Market Price	Market Value	Unreal G/L On Cost	Unreal G/L Amort Cost	Effective Duration	Duration to Worst at Mkt	YTM
Federal Agency Bond / Note											
FANNIE MAE NOTES DTD 11/01/2018 2.875% 10/30/2020	3135G0U84	50,000,000.00	JPMCHASE		101.13	50,567,000.00	596,000.00	587,714.50	1.38	1.38	2.06
FHLMC NOTES DTD 11/15/2017 1.875% 11/17/2020	3137EAEK1	50,000,000.00	CITI		99.76	49,881,450.00	(70,550.00)	(94,864.00)	1.43	1.43	2.04
FHLB CALLABLE NOTES DTD 01/29/2018 2.250% 01/29/2021	3130ADVF9	25,000,000.00	DEUTSCHE	01/29/20	100.02	25,004,250.00	4,250.00	4,250.00	1.06	0.65	2.24
FREDDIE MAC NOTES DTD 02/16/2018 2.375% 02/16/2021	3137EAEL9	50,000,000.00	BARCLAYS		100.57	50,287,200.00	419,200.00	363,522.00	1.66	1.66	2.03
FEDERAL FARM CREDIT BANKS NOTES DTD 04/05/2018 2.540% 04/05/2021	3133EJJD2	50,000,000.00	BK AMER		100.89	50,446,100.00	433,600.00	438,306.00	1.79	1.79	2.04
FANNIE MAE NOTES DTD 04/13/2018 2.500% 04/13/2021	3135G0U27	50,000,000.00	BARCLAYS		100.88	50,440,750.00	515,250.00	487,754.00	1.81	1.81	2.02
FEDERAL FARM CREDIT BANK NOTES DTD 11/26/2018 2.875% 05/26/2021	3133EJW70	25,000,000.00	DEUTSCHE		101.68	25,419,100.00	463,350.00	454,541.25	1.93	1.93	2.01
FEDERAL FARM CREDIT BANK NOTES DTD 11/26/2018 2.875% 05/26/2021	3133EJW70	50,000,000.00	MIZUHO		101.68	50,838,200.00	872,200.00	865,408.50	1.93	1.93	2.01
FANNIE MAE NOTES DTD 06/25/2018 2.750% 06/22/2021	3135G0U35	75,000,000.00	TD SEC U		101.47	76,100,400.00	1,117,650.00	1,112,496.75	1.97	1.97	2.02
FEDERAL HOME LOAN BANKS NOTES DTD 10/12/2018 3.000% 10/12/2021	3130AF5B9	50,000,000.00	BARCLAYS		102.36	51,182,250.00	1,214,750.00	1,208,093.00	2.27	2.27	1.97
FANNIE MAE NOTES DTD 01/11/2019 2.625% 01/11/2022	3135G0U92	60,000,000.00	TD		101.62	60,971,940.00	1,015,140.00	1,009,722.60	2.49	2.49	1.98
FEDERAL FARM CREDIT BANK NOTES DTD 01/18/2019 2.600% 01/18/2022	3133EJ5P0	50,000,000.00	FTN		101.59	50,796,500.00	839,000.00	833,935.50	2.51	2.51	1.98
FANNIE MAE NOTES DTD 04/12/2019 2.250% 04/12/2022	3135G0V59	75,000,000.00	BARCLAYS		100.74	75,555,225.00	801,225.00	790,389.00	2.75	2.75	1.98
FEDERAL HOME LOAN BANK (CALLABLE) NOTES DTD 09/26/2017 2.150% 09/26/2022	3130ACF66	25,000,000.00	BMO	06/26/19	99.93	24,981,425.00	582,675.00	529,050.75	1.89	3.18	2.17
FEDERAL HOME LOAN BANK NOTES (CALLABLE) DTD 10/26/2018 3.210% 10/26/2022	3130AFAJ6	25,000,000.00	TOR DOM	10/26/20	101.45	25,363,025.00	363,025.00	363,025.00	1.75	1.36	2.76
FEDERAL HOME LOAN BANK NOTES DTD 03/01/2018 2.750% 03/10/2023	3130ADRG9	10,000,000.00	TOR DOM		102.32	10,231,690.00	189,010.00	192,674.70	3.56	3.56	2.11



Managed Account Fair Market Value & Analytics

For the Month Ending **May 31, 2019**

SAN BERNARDINO COUNTY - 76990800

Security Type/Description Dated Date/Coupon/Maturity	CUSIP	Par	Broker	Next Call Date	Market Price	Market Value	Unreal G/L On Cost	Unreal G/L Amort Cost	Effective Duration	Duration to Worst at Mkt	YTM
Federal Agency Bond / Note											
FANNIE MAE NOTES DTD 02/08/2019 2.500% 02/05/2024	3135G0V34	100,000,000.00	JPM_CHAS		102.23	102,228,000.00	2,600,000.00	2,578,009.00	4.37	4.37	2.00
FHLB BONDS DTD 02/15/2019 2.500% 02/13/2024	3130AFW94	50,000,000.00	BARCLAYS		102.27	51,136,100.00	1,313,100.00	1,303,279.00	4.39	4.39	1.99

Security Type Sub-Total **1,838,347,000.00** **1,847,774,024.12** **12,544,761.16** **11,386,293.07** **1.50** **1.51** **2.16**

Corporate Note											
MICROSOFT CORP NOTES DTD 08/08/2016 1.100% 08/08/2019	594918BN3	15,000,000.00	CASTLE		99.75	14,962,650.00	150,660.00	8,258.85	0.19	0.19	2.40
MICROSOFT CORP NOTES DTD 08/08/2016 1.100% 08/08/2019	594918BN3	20,000,000.00	MERRILL		99.75	19,950,200.00	(29,200.00)	(48,503.80)	0.19	0.19	2.40
WAL-MART STORES INC CORP NOTE DTD 10/20/2017 1.750% 10/09/2019	931142DY6	7,000,000.00	MORGANST		99.73	6,981,352.00	(18,508.00)	(18,619.65)	0.36	0.36	2.48
MICROSOFT CORP NOTES DTD 02/06/2017 1.850% 02/06/2020	594918BV5	15,000,000.00	BARCLAYS		99.66	14,949,345.00	(40,605.00)	(48,327.45)	0.67	0.67	2.35
WAL-MART STORES INC CORP NOTES DTD 06/27/2018 2.850% 06/23/2020	931142EG4	10,000,000.00	CITIGRP		100.48	10,048,100.00	51,200.00	49,786.90	1.03	1.03	2.39
JOHNSON & JOHNSON CORP NOTE DTD 11/10/2017 1.950% 11/10/2020	478160CH5	3,000,000.00	JPM		99.59	2,987,604.00	(9,186.00)	(10,829.91)	1.41	1.41	2.24
JPMORGAN CHASE & CO CORP NOTE DTD 02/01/2018 2.604% 02/01/2021	48125LRK0	2,750,000.00	RBC	02/01/20	99.93	2,747,978.75	18,631.25	14,929.58	0.66	1.61	2.65
EXXON MOBIL CORPORATE (CALLABLE) NOTES DTD 03/03/2016 2.222% 03/01/2021	30231GAV4	5,000,000.00	JPMCHASE	02/01/21	99.93	4,996,265.00	108,915.00	84,134.70	1.64	1.70	2.26
JPMORGAN CHASE & CO CORP NOTE DTD 04/26/2018 3.086% 04/26/2021	48125LRN4	7,500,000.00	PIPER JA	04/26/20	100.37	7,527,840.00	53,565.00	49,283.10	0.89	0.88	2.88
WAL-MART STORES INC CORP NOTES DTD 06/27/2018 3.125% 06/23/2021	931142EJ8	7,000,000.00	CITIGRP		101.68	7,117,656.00	118,006.00	117,913.46	1.96	1.96	2.29
WAL-MART STORES INC CORP NOTES DTD 06/27/2018 3.125% 06/23/2021	931142EJ8	10,000,000.00	JPMCHASE		101.68	10,168,080.00	156,280.00	159,847.50	1.96	1.96	2.29
MICROSOFT CORP (CALLABLE) NOTES DTD 08/08/2016 1.550% 08/08/2021	594918BP8	9,800,000.00	LOOP CAP	07/08/21	98.54	9,656,851.40	49,127.40	45,599.50	2.10	2.12	2.24



Managed Account Fair Market Value & Analytics

For the Month Ending **May 31, 2019**

SAN BERNARDINO COUNTY - 76990800

Security Type/Description				Next Call	Market	Market	Unreal G/L	Unreal G/L	Effective	Duration	YTM
Dated Date/Coupon/Maturity	CUSIP	Par	Broker	Date	Price	Value	On Cost	Amort Cost	Duration	to Worst at Mkt	
Corporate Note											
3M COMPANY DTD 09/14/2018 3.000% 09/14/2021	88579YBA8	2,000,000.00	CITI		101.65	2,032,944.00	37,044.00	36,100.84	2.19	2.19	2.26
3M COMPANY CORP (CALLABLE) NOTES DTD 09/19/2016 1.625% 09/19/2021	88579YAU5	10,000,000.00	MORGANST	08/19/21	98.50	9,849,550.00	278,350.00	196,414.20	2.21	2.23	2.30
TOYOTA MOTOR CREDIT CORP CORP NOTES DTD 03/18/2019 2.850% 02/18/2022	89236TFU4	10,000,000.00	TOR DOM		100.67	10,067,210.00	67,210.00	67,210.00	2.58	2.58	2.59
3M COMPANY BONDS DTD 02/22/2019 2.750% 03/01/2022	88579YBF7	5,000,000.00	MORGANST	02/01/22	100.88	5,043,760.00	46,110.00	45,892.95	2.62	2.62	2.42
JOHN DEERE CAPITAL CORP DTD 03/07/2019 2.950% 04/01/2022	24422EUT4	5,000,000.00	BK AMER		101.45	5,072,315.00	74,715.00	74,511.65	2.69	2.69	2.42
TOYOTA MOTOR CREDIT CORP DTD 04/12/2019 2.650% 04/12/2022	89236TFX8	10,000,000.00	CITIGRP		100.87	10,087,330.00	93,630.00	93,353.60	2.74	2.74	2.33
Security Type Sub-Total		154,050,000.00				154,247,031.15	1,205,944.65	916,956.02	1.37	1.39	2.40
Commercial Paper											
CREDIT AGRICOLE CIB NY COMM PAPER DTD 12/03/2018 0.000% 06/03/2019	22533UT37	50,000,000.00	CREDITAG		99.98	49,990,100.00	279,433.33	(3,011.00)	0.01	0.01	2.38
NATIXIS NY BRANCH COMM PAPER DTD 12/03/2018 0.000% 06/03/2019	63873KT31	123,000,000.00	BARCLAYS		99.98	122,975,523.00	(389.50)	(8,418.12)	0.01	0.01	2.39
CREDIT AGRICOLE CIB NY COMM PAPER DTD 12/03/2018 0.000% 06/03/2019	22533UT37	150,000,000.00	CREDITAG		99.98	149,970,300.00	(200.00)	(10,033.50)	0.01	0.01	2.38
MUFG BANK LTD/NY COMM PAPER DTD 03/29/2019 0.000% 06/07/2019	62479MT78	25,000,000.00	MUFG		99.95	24,988,575.00	43,019.44	(1,216.75)	0.02	0.02	2.35
MUFG BANK LTD/NY COMM PAPER DTD 10/11/2018 0.000% 06/10/2019	62479MTA1	20,000,000.00	MUFG		99.93	19,986,880.00	13,546.67	(1,120.00)	0.03	0.03	2.36
MUFG BANK LTD/NY COMM PAPER -- 0.000% 06/13/2019	62479MTD5	30,000,000.00	MUFG		99.91	29,974,260.00	37,551.67	(1,239.90)	0.04	0.04	2.38
AMERICAN HONDA FINANCE COMM PAPER DTD 03/21/2019 0.000% 06/19/2019	02665KTK3	35,000,000.00	MIZUHO		99.87	34,954,885.00	173,800.28	(840.00)	0.05	0.05	2.45
BNP PARIBAS NY BRANCH COMM PAPER DTD 10/29/2018 0.000% 07/01/2019	09659CU14	50,000,000.00	BNP DIR		99.79	49,896,650.00	285,150.00	1,650.00	0.08	0.08	2.41



Managed Account Fair Market Value & Analytics

For the Month Ending **May 31, 2019**

SAN BERNARDINO COUNTY - 76990800

Security Type/Description	Dated Date/Coupon/Maturity	CUSIP	Par	Broker	Next Call Date	Market Price	Market Value	Unreal G/L On Cost	Unreal G/L Amort Cost	Effective Duration	Duration to Worst at Mkt	YTM
Commercial Paper												
MUFG BANK LTD/NY COMM PAPER DTD 11/13/2018 0.000% 07/01/2019		62479MU19	60,000,000.00	MUFG		99.79	59,873,340.00	11,606.67	(4,660.20)	0.08	0.08	2.46
MUFG BANK LTD/NY COMM PAPER DTD 10/05/2018 0.000% 07/02/2019		62479MU27	30,000,000.00	MUFG		99.78	29,934,570.00	3,703.33	(2,396.70)	0.09	0.09	2.46
CREDIT AGRICOLE CIB NY COMM PAPER DTD 04/05/2019 0.000% 07/08/2019		22533UU84	45,000,000.00	CREDITAG		99.75	44,886,735.00	181,235.00	1,435.05	0.10	0.10	2.39
BNP PARIBAS NY BRANCH COMM PAPER -- 0.000% 07/15/2019		09659CUF3	25,000,000.00	BNP DIR		99.70	24,924,850.00	117,350.00	1,850.00	0.12	0.12	2.41
EXXON MOBIL CORP COMM PAPER -- 0.000% 07/17/2019		30229BUH8	35,000,000.00	CASTLE		99.69	34,890,205.00	146,813.33	1,563.45	0.13	0.13	2.41
COOPERATIEVE RABOBANK U.A. COMM PAPER -- 0.000% 07/31/2019		21687BUX7	50,000,000.00	RABO_DIR		99.58	49,792,450.00	690,783.33	25,783.50	0.17	0.17	2.46
TOYOTA MOTOR CREDIT CORP COMM PAPER -- 0.000% 08/01/2019		89233HV19	25,000,000.00	TOYOTA		99.59	24,896,625.00	230,972.22	9,305.50	0.17	0.17	2.41
BNP PARIBAS NY BRANCH COMM PAPER -- 0.000% 08/01/2019		09659CV13	25,000,000.00	BNP DIR		99.58	24,895,975.00	219,245.83	7,384.75	0.17	0.17	2.43
EXXON MOBIL CORP COMM PAPER -- 0.000% 08/01/2019		30229BV12	25,000,000.00	PIPER JA		99.58	24,895,775.00	77,594.44	407.00	0.17	0.17	2.43
JP MORGAN SECURITIES LLC COMM PAPER DTD 11/06/2018 0.000% 08/01/2019		46640QV16	50,000,000.00	JPMCHASE		99.57	49,786,350.00	638,016.67	33,739.00	0.17	0.17	2.49
TOYOTA MOTOR CREDIT CORP COMM PAPER DTD 12/19/2018 0.000% 08/07/2019		89233HV76	40,000,000.00	TOYOTA		99.55	39,818,280.00	93,835.56	2,902.40	0.18	0.18	2.42
TOYOTA MOTOR CREDIT CORP COMM PAPER DTD 02/01/2019 0.000% 09/03/2019		89233HW34	25,000,000.00	TOYOTA		99.36	24,840,350.00	163,384.72	8,114.00	0.26	0.26	2.44
JP MORGAN SECURITIES LLC COMM PAPER DTD 04/02/2019 0.000% 10/01/2019		46640QX14	25,000,000.00	JPMCHASE		99.14	24,785,525.00	106,045.83	1,566.75	0.33	0.33	2.53
TOYOTA MOTOR CREDIT CORP COMM PAPER DTD 02/20/2019 0.000% 11/01/2019		89233HY16	25,000,000.00	TOYOTA		98.96	24,740,025.00	91,038.89	9,900.00	0.42	0.42	2.46



Managed Account Fair Market Value & Analytics

For the Month Ending **May 31, 2019**

SAN BERNARDINO COUNTY - 76990800

Security Type/Description Dated Date/Coupon/Maturity	CUSIP	Par	Broker	Next Call Date	Market Price	Market Value	Unreal G/L On Cost	Unreal G/L Amort Cost	Effective Duration	Duration to Worst at Mkt	YTM
Security Type Sub-Total		968,000,000.00				965,698,228.00	3,603,537.71	72,665.23	0.10	0.10	2.41
Certificate of Deposit											
BANK OF MONTREAL CHICAGO FLOATING CD DTD 05/11/2018 2.833% 06/03/2019	06371E5T0	25,000,000.00	BMO_DIR		100.00	25,000,000.00	0.00	0.00	0.01	0.01	1.88
BANK OF MONTREAL CHICAGO FLOATING CD DTD 06/05/2018 2.783% 06/03/2019	06371E7H4	25,000,000.00	BMO_DIR		100.00	25,000,000.00	0.00	0.00	0.01	0.01	1.85
ROYAL BANK OF CANADA NY FLT CERT DEPOS DTD 06/05/2018 2.783% 06/03/2019	78012UDY8	25,000,000.00	ROYAL		100.00	25,000,000.00	0.00	0.00	0.01	0.01	1.85
WESTPAC BANKING CORP NY FLOAT CERT DEPOS DTD 06/06/2018 2.763% 06/03/2019	96121T7M4	25,000,000.00	ICAP		100.00	25,000,000.00	0.00	0.00	0.01	0.01	1.84
TORONTO DOMINION BANK NY FLT CERT DEPOS DTD 06/07/2018 2.763% 06/03/2019	89113X2H6	25,000,000.00	TOR DOM		100.00	25,000,000.00	0.00	0.00	0.01	0.01	1.84
TORONTO DOMINION BANK NY CERT DEPOS DTD 05/06/2019 2.470% 06/05/2019	89114MG35	35,000,000.00	TOR DOM		100.00	35,000,556.50	556.50	556.50	0.01	0.01	2.40
COMMONWEALTH BANK OF AUSTRALIA NY FLT CD DTD 12/12/2018 2.757% 06/07/2019	20271EQE2	25,000,000.00	ICAP		100.01	25,001,725.00	1,725.00	1,725.00	0.02	0.02	2.00
ROYAL BANK OF CANADA NY CERT DEPOS DTD 08/29/2018 2.670% 06/26/2019	78012UGL3	50,000,000.00	ROYAL		100.00	50,002,050.00	(9,000.00)	(2,883.00)	0.07	0.07	2.40
ROYAL BANK OF CANADA NY FLT CERT DEPOS DTD 06/05/2018 2.760% 07/01/2019	78012UDZ5	25,000,000.00	ROYAL		100.01	25,003,000.00	3,000.00	3,000.00	0.01	0.09	2.62
BANK OF NOVA SCOTIA HOUSTON FLT CD DTD 06/06/2018 2.760% 07/01/2019	06417GT99	25,000,000.00	BNS		100.00	25,000,750.00	750.00	750.00	0.01	0.09	2.73
TORONTO DOMINION BANK NY FLT CERT DEPOS DTD 06/07/2018 2.730% 07/01/2019	89113X2J2	25,000,000.00	TOR DOM		100.00	25,000,500.00	500.00	500.00	0.01	0.09	2.71



Managed Account Fair Market Value & Analytics

For the Month Ending **May 31, 2019**

SAN BERNARDINO COUNTY - 76990800

Security Type/Description	Dated Date/Coupon/Maturity	CUSIP	Par	Broker	Next Call Date	Market Price	Market Value	Unreal G/L On Cost	Unreal G/L Amort Cost	Effective Duration	Duration to Worst at Mkt	YTM
Certificate of Deposit												
SVENSKA HANDELSBANKEN NY FLOATING CD	06/06/2018 2.720% 07/01/2019	86958JH85	50,000,000.00	ICAP		100.01	50,006,000.00	6,000.00	6,000.00	0.01	0.09	2.58
TORONTO DOMINION BANK NY CERT DEPOS	04/03/2019 2.560% 07/03/2019	89114MZT7	35,000,000.00	TOR DOM		100.02	35,006,891.50	6,891.50	6,891.50	0.09	0.09	2.43
TORONTO DOMINION BANK NY CERT DEPOS	05/29/2019 2.440% 07/19/2019	89114ML62	40,000,000.00	TOR DOM		100.00	39,999,632.00	(368.00)	(368.00)	0.13	0.13	2.44
SWEDBANK NY CERT DEPOS	03/27/2019 2.500% 07/25/2019	87019VWM5	25,000,000.00	OTHER		100.01	25,002,362.50	2,362.50	2,362.50	0.15	0.15	2.45
SVENSKA HANDELSBANKEN NY CERT DEPOS	03/27/2019 2.520% 07/25/2019	86958J6E4	25,000,000.00	SVENSKA		100.02	25,003,865.00	3,865.00	3,865.00	0.15	0.15	2.45
ROYAL BANK OF CANADA NY CERT DEPOS	01/29/2019 2.690% 08/01/2019	78012ULW3	25,000,000.00	ROYAL		100.04	25,009,302.50	9,302.50	9,302.50	0.17	0.17	2.45
TORONTO DOMINION BANK NY CERT DEPOS	03/21/2019 2.555% 08/01/2019	89114MYN1	25,000,000.00	TOR DOM		100.03	25,006,800.00	6,800.00	6,800.00	0.17	0.17	2.45
NORDEA BANK AB NEW YORK CERT DEPOS	01/29/2019 2.670% 08/01/2019	65558TDL6	50,000,000.00	ROYAL		100.03	50,016,905.00	16,905.00	16,905.00	0.17	0.17	2.45
US BANK NA CINCINNATI CERT DEPOS	09/05/2018 2.720% 09/03/2019	90333VYQ7	25,000,000.00	BNY		100.05	25,013,667.50	13,667.50	13,667.50	0.25	0.25	2.46
ROYAL BANK OF CANADA NY CERT DEPOS	03/07/2019 2.610% 09/03/2019	78012UMF9	25,000,000.00	ROYAL		100.06	25,015,372.50	15,372.50	15,372.50	0.26	0.26	2.46
SVENSKA HANDELSBANKEN NY CERT DEPOS	03/04/2019 2.610% 09/03/2019	86958J5S4	50,000,000.00	SVENSKA		100.06	50,030,465.00	30,465.00	30,465.00	0.26	0.26	2.46
SVENSKA HANDELSBANKEN NY CERT DEPOS	04/16/2019 2.560% 10/01/2019	86958J6V6	25,000,000.00	SVENSKA		100.05	25,011,802.50	11,802.50	11,802.50	0.33	0.33	2.47
NORDEA BANK ABP NEW YORK CERT DEPOS	04/15/2019 2.550% 10/01/2019	65558TGP4	50,000,000.00	UBS		100.04	50,020,145.00	20,145.00	20,145.00	0.33	0.33	2.47



Managed Account Fair Market Value & Analytics

For the Month Ending **May 31, 2019**

SAN BERNARDINO COUNTY - 76990800

Security Type/Description	Dated Date/Coupon/Maturity	CUSIP	Par	Broker	Next Call Date	Market Price	Market Value	Unreal G/L On Cost	Unreal G/L Amort Cost	Effective Duration	Duration to Worst at Mkt	YTM
Certificate of Deposit												
TORONTO DOMINION BANK NY CERT DEPOS		89114MJN8	25,000,000.00	TOR DOM		100.20	25,051,200.00	51,200.00	51,200.00	0.42	0.42	2.48
DTD 10/19/2018 3.000% 11/01/2019												
COOPERATIEVE RABOBANK U.A. CERT DEPOS		21685V7E3	25,000,000.00	RABO_DIR		100.20	25,050,682.50	50,682.50	50,682.50	0.58	0.58	2.49
DTD 01/09/2019 2.860% 01/02/2020												
BANK OF AMERICA NA CERT DEPOS		06052TE97	50,000,000.00	BK AMER		99.00	49,498,837.00	(501,163.00)	(501,163.00)	0.58	0.58	2.49
DTD 05/02/2019 2.550% 01/02/2020												
Security Type Sub-Total			860,000,000.00				859,752,512.00	(258,538.00)	(252,421.00)	0.17	0.18	2.38

Bank Note												
US BANK NA CINCINNATI CALLABLE BANK NOTE		90331HNU3	10,000,000.00	BARCLAYS	06/24/20	100.71	10,071,420.00	76,220.00	74,207.20	1.04	1.03	2.41
DTD 07/24/2018 3.050% 07/24/2020												
US BANK NA CALLABLE BANK NOTE		90331HNG4	40,000,000.00	MORGANST	09/23/20	99.50	39,799,480.00	(192,520.00)	(196,732.80)	1.32	1.36	2.42
DTD 10/24/2017 2.050% 10/23/2020												
JPMORGAN CHASE & CO FLT BK NT (CALLABLE)		48125LRS3	10,000,000.00	JPMCHASE	02/19/20	100.05	10,005,390.00	5,390.00	5,390.00	0.22	0.71	2.90
DTD 02/19/2019 2.890% 02/19/2021												
US BANK NA CINCINNATI CALLABLE BANK NOTE		90331HNP4	15,000,000.00	US BANK	03/26/21	101.31	15,196,635.00	197,535.00	197,215.35	1.76	1.76	2.44
DTD 04/26/2018 3.150% 04/26/2021												
BANK OF AMERICA CORP NT (FLOAT,CALLABLE)		06050TML3	15,000,000.00	BK AMER	05/24/20	100.00	15,000,075.00	75.00	75.00	0.24	0.96	2.87
DTD 05/24/2019 2.875% 05/24/2021												
US BANK BANK NOTE (CALLABLE)		90331HNX7	10,000,000.00	MORGANST	10/15/21	102.26	10,226,010.00	239,810.00	237,421.90	2.28	2.27	2.50
DTD 11/16/2018 3.450% 11/16/2021												
US BANK NA CINCINNATI (CALLABLE) CORP NT		90331HPC1	7,000,000.00	BARCLAYS	04/22/22	100.68	7,047,901.00	55,321.00	55,267.87	2.79	2.77	2.41
DTD 05/23/2019 2.650% 05/23/2022												
Security Type Sub-Total			107,000,000.00				107,346,911.00	381,831.00	372,844.52	1.29	1.45	2.54



Managed Account Fair Market Value & Analytics

For the Month Ending **May 31, 2019**

SAN BERNARDINO COUNTY - 76990800

Security Type/Description Dated Date/Coupon/Maturity	CUSIP	Par	Broker	Next Call Date	Market Price	Market Value	Unreal G/L On Cost	Unreal G/L Amort Cost	Effective Duration	Duration to Worst at Mkt	YTM
Asset-Backed Security											
HAROT 2019-1 A2 DTD 02/27/2019 2.750% 09/20/2021	43814WAB1	6,500,000.00	BK AMER		100.31	6,520,334.60	20,753.20	20,712.51	0.97	1.16	2.48
TAOT 2019-A A2A DTD 02/13/2019 2.830% 10/15/2021	89239AAB9	4,000,000.00	SOC GEN		100.35	4,013,964.00	14,327.20	14,286.84	0.79	1.19	2.54
JDOT 2019-A A2 DTD 03/13/2019 2.850% 12/15/2021	47789JAB2	5,500,000.00	CITI		100.42	5,523,328.25	23,579.05	23,560.95	0.82	1.12	2.47
HAROT 2019-2 A2 DTD 05/29/2019 2.570% 12/21/2021	43815MAB2	12,000,000.00	JPMCHASE		100.22	12,026,839.20	26,858.40	26,857.92	1.02	1.29	2.40
TAOT 2019-B A2A DTD 05/08/2019 2.590% 02/15/2022	89239JAB0	11,500,000.00	BAML		100.22	11,525,704.80	25,829.00	25,820.83	1.35	1.35	2.43
HAROT 2019-1 A3 DTD 02/27/2019 2.830% 03/20/2023	43814WAC9	4,000,000.00	BK AMER		101.39	4,055,561.20	55,668.40	55,660.12	2.19	1.89	2.10
HAROT 2019-2 A3 DTD 05/29/2019 2.520% 06/21/2023	43815MAC0	8,500,000.00	JPMCHASE		100.76	8,564,609.35	64,926.40	64,925.80	2.18	2.02	2.15
JDOT 2019-A A3 DTD 03/13/2019 2.910% 07/15/2023	47789JAD8	4,500,000.00	CITI		101.62	4,572,886.05	73,439.10	73,415.79	1.95	1.68	1.95
TAOT 2019-A A3 DTD 02/13/2019 2.910% 07/15/2023	89239AAD5	8,000,000.00	SOC GEN		101.57	8,125,613.60	127,071.20	126,973.20	2.00	2.05	2.15
TAOT 2019-B A3 DTD 05/08/2019 2.570% 08/15/2023	89239JAD6	5,000,000.00	BAML		100.81	5,040,680.00	41,477.50	41,460.70	2.15	2.09	2.18
Security Type Sub-Total		69,500,000.00				69,969,521.05	473,929.45	473,674.66	1.51	1.56	2.30
Managed Account Sub-Total		7,093,897,000.00				7,090,180,447.32	35,971,177.18	22,914,959.65	1.12	1.13	2.25
Securities Sub-Total		\$7,093,897,000.00				\$7,090,180,447.32	\$35,971,177.18	\$22,914,959.65	1.12	1.13	2.25%
Accrued Interest						\$25,336,128.84					
Total Investments						\$7,115,516,576.16					



Managed Account Security Transactions & Interest

For the Month Ending **May 31, 2019**

SAN BERNARDINO COUNTY - 76990800

Transaction Type		Security Description	CUSIP	Par	Principal Proceeds	Accrued Interest	Total	Realized G/L Cost	Realized G/L Amort Cost	Sale Method
Trade	Settle									
BUY										
04/29/19	05/01/19	ROYAL BANK OF CANADA NY CERT DEPOS DTD 08/29/2018 2.670% 06/26/2019	78012UGL3	50,000,000.00	(50,011,050.00)	(133,494.00)	(50,144,544.00)			
04/30/19	05/08/19	TAOT 2019-B A2A DTD 05/08/2019 2.590% 02/15/2022	89239JAB0	11,500,000.00	(11,499,875.80)	0.00	(11,499,875.80)			
04/30/19	05/08/19	TAOT 2019-B A3 DTD 05/08/2019 2.570% 08/15/2023	89239JAD6	5,000,000.00	(4,999,202.50)	0.00	(4,999,202.50)			
05/01/19	05/01/19	COOPERATIEVE RABOBANK U.A. COMM PAPER -- 0.000% 05/02/2019	21687BS28	154,000,000.00	(153,989,733.33)	0.00	(153,989,733.33)			
05/01/19	05/02/19	BANK OF AMERICA NA CERT DEPOS DTD 05/02/2019 2.550% 01/02/2020	06052TE97	50,000,000.00	(50,000,000.00)	0.00	(50,000,000.00)			
05/02/19	05/02/19	FIDELITY GOVT MM FUND 2642	31607A703	100,000,000.00	(100,000,000.00)	0.00	(100,000,000.00)			
05/06/19	05/06/19	TORONTO DOMINION BANK NY CERT DEPOS DTD 05/06/2019 2.470% 06/05/2019	89114MG35	35,000,000.00	(35,000,000.00)	0.00	(35,000,000.00)			
05/06/19	05/06/19	MUFG BANK LTD/NY COMM PAPER DTD 03/29/2019 0.000% 06/07/2019	62479MT78	25,000,000.00	(24,945,555.56)	0.00	(24,945,555.56)			
05/09/19	05/09/19	NATIXIS NY BRANCH COMM PAPER -- 0.000% 05/10/2019	63873KSA6	25,000,000.00	(24,998,368.06)	0.00	(24,998,368.06)			
05/09/19	05/13/19	MUFG BANK LTD/NY COMM PAPER -- 0.000% 06/13/2019	62479MTD5	30,000,000.00	(29,936,708.33)	0.00	(29,936,708.33)			
05/13/19	05/13/19	NATIXIS NY BRANCH COMM PAPER -- 0.000% 05/14/2019	63873KSE8	70,000,000.00	(69,995,430.56)	0.00	(69,995,430.56)			
05/14/19	05/14/19	NATIXIS NY BRANCH COMM PAPER DTD 10/18/2018 0.000% 05/15/2019	63873KSF5	65,000,000.00	(64,995,756.94)	0.00	(64,995,756.94)			
05/14/19	05/16/19	MICROSOFT CORP (CALLABLE) NOTES DTD 08/08/2016 1.550% 08/08/2021	594918BP8	9,800,000.00	(9,607,724.00)	(41,350.56)	(9,649,074.56)			
05/15/19	05/15/19	CREDIT AGRICOLE CIB NY COMM PAPER -- 0.000% 05/16/2019	22533USG9	69,000,000.00	(68,995,476.67)	0.00	(68,995,476.67)			
05/16/19	05/16/19	CREDIT AGRICOLE CIB NY COMM PAPER -- 0.000% 05/17/2019	22533USH7	29,000,000.00	(28,998,098.89)	0.00	(28,998,098.89)			



Managed Account Security Transactions & Interest

For the Month Ending **May 31, 2019**

SAN BERNARDINO COUNTY - 76990800

Transaction Type		Security Description	CUSIP	Par	Principal Proceeds	Accrued Interest	Total	Realized G/L Cost	Realized G/L Amort Cost	Sale Method
Trade	Settle									
BUY										
05/17/19	05/17/19	CREDIT AGRICOLE CIB NY COMM PAPER DTD 11/20/2018 0.000% 05/20/2019	22533USL8	20,000,000.00	(19,996,066.67)	0.00	(19,996,066.67)			
05/20/19	05/20/19	CREDIT AGRICOLE CIB NY COMM PAPER -- 0.000% 05/21/2019	22533USM6	64,000,000.00	(63,995,804.44)	0.00	(63,995,804.44)			
05/20/19	05/21/19	MUFG BANK LTD/NY COMM PAPER DTD 10/11/2018 0.000% 06/10/2019	62479MTA1	20,000,000.00	(19,973,333.33)	0.00	(19,973,333.33)			
05/20/19	05/24/19	BANK OF AMERICA CORP NT (FLOAT,CALLABLE) DTD 05/24/2019 2.875% 05/24/2021	06050TML3	15,000,000.00	(15,000,000.00)	0.00	(15,000,000.00)			
05/21/19	05/21/19	CREDIT AGRICOLE CIB NY COMM PAPER -- 0.000% 05/22/2019	22533USN4	23,000,000.00	(22,998,492.22)	0.00	(22,998,492.22)			
05/21/19	05/23/19	US BANK NA CINCINNATI (CALLABLE) CORP NT DTD 05/23/2019 2.650% 05/23/2022	90331HPC1	7,000,000.00	(6,992,580.00)	0.00	(6,992,580.00)			
05/21/19	05/29/19	HAROT 2019-2 A3 DTD 05/29/2019 2.520% 06/21/2023	43815MAC0	8,500,000.00	(8,499,682.95)	0.00	(8,499,682.95)			
05/21/19	05/29/19	HAROT 2019-2 A2 DTD 05/29/2019 2.570% 12/21/2021	43815MAB2	12,000,000.00	(11,999,980.80)	0.00	(11,999,980.80)			
05/24/19	05/24/19	NATIXIS NY BRANCH COMM PAPER DTD 11/26/2018 0.000% 05/28/2019	63873KSU2	60,000,000.00	(59,984,333.33)	0.00	(59,984,333.33)			
05/28/19	05/28/19	CREDIT AGRICOLE CIB NY COMM PAPER -- 0.000% 05/29/2019	22533USV6	21,000,000.00	(20,998,629.17)	0.00	(20,998,629.17)			
05/28/19	05/28/19	MUFG BANK LTD/NY COMM PAPER DTD 11/13/2018 0.000% 07/01/2019	62479MU19	60,000,000.00	(59,861,733.33)	0.00	(59,861,733.33)			
05/28/19	05/29/19	TORONTO DOMINION BANK NY CERT DEPOS DTD 05/29/2019 2.440% 07/19/2019	89114ML62	40,000,000.00	(40,000,000.00)	0.00	(40,000,000.00)			
05/28/19	05/29/19	MUFG BANK LTD/NY COMM PAPER DTD 10/05/2018 0.000% 07/02/2019	62479MU27	30,000,000.00	(29,930,866.67)	0.00	(29,930,866.67)			



Managed Account Security Transactions & Interest

For the Month Ending **May 31, 2019**

SAN BERNARDINO COUNTY - 76990800

Transaction Type		Security Description	CUSIP	Par	Principal Proceeds	Accrued Interest	Total	Realized G/L Cost	Realized G/L Amort Cost	Sale Method
Trade	Settle									
BUY										
05/29/19	05/29/19	NATIXIS NY BRANCH COMM PAPER DTD 09/20/2018 0.000% 05/30/2019	63873KSW8	184,000,000.00	(183,987,988.89)	0.00	(183,987,988.89)			
05/29/19	05/29/19	INTL BANK OF RECON AND DEV DISC NOTE -- 0.000% 05/01/2020	459052WG7	50,000,000.00	(48,939,055.56)	0.00	(48,939,055.56)			
05/30/19	05/30/19	NATIXIS NY BRANCH COMM PAPER DTD 09/05/2018 0.000% 05/31/2019	63873KSX6	212,000,000.00	(211,986,161.11)	0.00	(211,986,161.11)			
05/31/19	05/31/19	NATIXIS NY BRANCH COMM PAPER DTD 12/03/2018 0.000% 06/03/2019	63873KT31	123,000,000.00	(122,975,912.50)	0.00	(122,975,912.50)			
05/31/19	05/31/19	CREDIT AGRICOLE CIB NY COMM PAPER DTD 12/03/2018 0.000% 06/03/2019	22533UT37	150,000,000.00	(149,970,500.00)	0.00	(149,970,500.00)			

Transaction Type Sub-Total **1,827,800,000.00 (1,826,064,101.61) (174,844.56) (1,826,238,946.17)**

INTEREST										
05/01/19	05/01/19	BANK OF NOVA SCOTIA HOUSTON FLT CD DTD 03/29/2018 2.986% 05/01/2019	06417GR34	25,000,000.00	0.00	184,566.84	184,566.84			
05/01/19	05/01/19	ROYAL BANK OF CANADA NY FLT CERT DEPOS DTD 06/05/2018 2.760% 07/01/2019	78012UDZ5	25,000,000.00	0.00	58,781.25	58,781.25			
05/01/19	05/01/19	BANK OF NOVA SCOTIA HOUSTON FLT CD DTD 06/06/2018 2.760% 07/01/2019	06417GT99	25,000,000.00	0.00	58,781.25	58,781.25			
05/01/19	05/01/19	TORONTO DOMINION BANK NY CERT DEPOS DTD 03/20/2019 2.480% 05/01/2019	89114MYK7	25,000,000.00	0.00	70,611.10	70,611.10			
05/01/19	05/01/19	SVENSKA HANDELSBANKEN NY FLOATING CD DTD 06/06/2018 2.720% 07/01/2019	86958JH85	50,000,000.00	0.00	115,895.83	115,895.83			
05/01/19	05/01/19	BANK OF AMERICA NA CERT DEPOS DTD 09/19/2018 2.600% 05/01/2019	06052TB90	25,000,000.00	0.00	404,444.45	404,444.45			



Managed Account Security Transactions & Interest

For the Month Ending **May 31, 2019**

SAN BERNARDINO COUNTY - 76990800

Transaction Type		Security Description	CUSIP	Par	Principal Proceeds	Accrued Interest	Total	Realized G/L Cost	Realized G/L Amort Cost	Sale Method
Trade	Settle									
INTEREST										
05/01/19	05/01/19	TORONTO DOMINION BANK NY FLT CERT DEPOS DTD 06/07/2018 2.730% 07/01/2019	89113X2J2	25,000,000.00	0.00	58,156.25	58,156.25			
05/03/19	05/03/19	WESTPAC BANKING CORP NY FLOAT CERT DEPOS DTD 06/06/2018 2.763% 06/03/2019	96121T7M4	25,000,000.00	0.00	57,778.75	57,778.75			
05/03/19	05/03/19	TORONTO DOMINION BANK NY FLT CERT DEPOS DTD 06/07/2018 2.763% 06/03/2019	89113X2H6	25,000,000.00	0.00	57,778.75	57,778.75			
05/03/19	05/03/19	BANK OF MONTREAL CHICAGO FLOATING CD DTD 05/11/2018 2.833% 06/03/2019	06371E5T0	25,000,000.00	0.00	59,237.08	59,237.08			
05/03/19	05/03/19	BANK OF MONTREAL CHICAGO FLOATING CD DTD 06/05/2018 2.783% 06/03/2019	06371E7H4	25,000,000.00	0.00	58,195.42	58,195.42			
05/03/19	05/03/19	ROYAL BANK OF CANADA NY FLT CERT DEPOS DTD 06/05/2018 2.783% 06/03/2019	78012UDY8	25,000,000.00	0.00	58,195.42	58,195.42			
05/07/19	05/07/19	COMMONWEALTH BANK OF AUSTRALIA NY FLT CD DTD 12/12/2018 2.757% 06/07/2019	20271EOE2	25,000,000.00	0.00	55,653.83	55,653.83			
05/07/19	05/07/19	US BANK NATL ASSOC CERT DEPOS DTD 01/29/2019 2.640% 05/07/2019	90333VH52	40,000,000.00	0.00	287,466.68	287,466.68			
05/08/19	05/08/19	FFCB BONDS DTD 05/08/2017 1.550% 05/08/2020	3133EHJA2	25,000,000.00	0.00	193,750.00	193,750.00			
05/10/19	05/10/19	JOHNSON & JOHNSON CORP NOTE DTD 11/10/2017 1.950% 11/10/2020	478160CH5	3,000,000.00	0.00	29,250.00	29,250.00			
05/12/19	05/12/19	INTER-AMERICAN DEVEL BK NOTE DTD 04/12/2017 1.625% 05/12/2020	4581X0CX4	25,000,000.00	0.00	203,125.00	203,125.00			
05/13/19	05/13/19	INTER-AMERICAN DEVELOPMENT BANK DTD 04/12/2016 1.000% 05/13/2019	458182DX7	25,000,000.00	0.00	125,000.00	125,000.00			
05/13/19	05/13/19	INTER-AMERICAN DEVELOPMENT BANK DTD 04/12/2016 1.000% 05/13/2019	458182DX7	100,000,000.00	0.00	500,000.00	500,000.00			



Managed Account Security Transactions & Interest

For the Month Ending **May 31, 2019**

SAN BERNARDINO COUNTY - 76990800

Transaction Type		Security Description	CUSIP	Par	Principal Proceeds	Accrued Interest	Total	Realized G/L Cost	Realized G/L Amort Cost	Sale Method
Trade	Settle									
INTEREST										
05/15/19	05/15/19	JDOT 2019-A A3 DTD 03/13/2019 2.910% 07/15/2023	47789JAD8	4,500,000.00	0.00	10,912.50	10,912.50			
05/15/19	05/15/19	JDOT 2019-A A2 DTD 03/13/2019 2.850% 12/15/2021	47789JAB2	5,500,000.00	0.00	13,062.50	13,062.50			
05/15/19	05/15/19	FHLB NOTES DTD 11/17/2016 1.375% 11/15/2019	3130AA3R7	35,000,000.00	0.00	240,625.00	240,625.00			
05/15/19	05/15/19	TAOT 2019-A A2A DTD 02/13/2019 2.830% 10/15/2021	89239AAB9	4,000,000.00	0.00	9,433.33	9,433.33			
05/15/19	05/15/19	TAOT 2019-A A3 DTD 02/13/2019 2.910% 07/15/2023	89239AAD5	8,000,000.00	0.00	19,400.00	19,400.00			
05/16/19	05/16/19	US BANK BANK NOTE (CALLABLE) DTD 11/16/2018 3.450% 11/16/2021	90331HNX7	10,000,000.00	0.00	172,500.00	172,500.00			
05/17/19	05/17/19	FHLMC NOTES DTD 11/15/2017 1.875% 11/17/2020	3137EAEK1	50,000,000.00	0.00	468,750.00	468,750.00			
05/18/19	05/18/19	HAROT 2019-1 A2 DTD 02/27/2019 2.750% 09/20/2021	43814WAB1	6,500,000.00	0.00	14,895.84	14,895.84			
05/18/19	05/18/19	HAROT 2019-1 A3 DTD 02/27/2019 2.830% 03/20/2023	43814WAC9	4,000,000.00	0.00	9,433.33	9,433.33			
05/19/19	05/19/19	FEDERAL FARM CREDIT BANKS FLOATING NOTE DTD 03/19/2018 2.381% 11/19/2019	3133EJGR4	10,000,000.00	0.00	20,228.17	20,228.17			
05/19/19	05/19/19	JPMORGAN CHASE & CO FLT BK NT (CALLABLE) DTD 02/19/2019 2.890% 02/19/2021	48125LRS3	10,000,000.00	0.00	76,322.00	76,322.00			
05/26/19	05/26/19	FEDERAL FARM CREDIT BANK NOTES DTD 11/26/2018 2.875% 05/26/2021	3133EJW70	25,000,000.00	0.00	359,375.00	359,375.00			
05/26/19	05/26/19	FEDERAL FARM CREDIT BANK NOTES DTD 11/26/2018 2.875% 05/26/2021	3133EJW70	50,000,000.00	0.00	718,750.00	718,750.00			
05/27/19	05/27/19	INTL BANK OF RECON AND DEV GLOBAL NOTES DTD 10/27/2016 1.125% 11/27/2019	459058FS7	50,000,000.00	0.00	281,500.00	281,500.00			
05/28/19	05/28/19	FEDERAL HOME LOAN BANK AGENCY NOTES DTD 05/12/2017 1.375% 05/28/2019	3130ABF92	45,000,000.00	0.00	309,375.00	309,375.00			



Managed Account Security Transactions & Interest

For the Month Ending **May 31, 2019**

SAN BERNARDINO COUNTY - 76990800

Transaction Type		Security Description	CUSIP	Par	Principal Proceeds	Accrued Interest	Total	Realized G/L Cost	Realized G/L Amort Cost	Sale Method
Trade	Settle									
INTEREST										
05/28/19	05/28/19	FEDERAL HOME LOAN BANKS NOTES DTD 05/21/2018 2.625% 05/28/2020	3130AECJ7	50,000,000.00	0.00	656,250.00	656,250.00			
05/30/19	05/30/19	NORDEA BANK AB NEW YORK CERT DEPOS DTD 03/11/2019 2.510% 05/30/2019	65558TFK6	60,000,000.00	0.00	334,666.68	334,666.68			
05/30/19	05/30/19	BMO HARRIS BANK NA CERT DEPOS DTD 03/05/2019 2.540% 05/30/2019	05574BKJ8	25,000,000.00	0.00	151,694.45	151,694.45			
05/30/19	05/30/19	SWEDBANK NY CERT DEPOS DTD 01/09/2019 2.740% 05/30/2019	87019VUH8	50,000,000.00	0.00	536,583.35	536,583.35			
05/31/19	05/31/19	CALIFORNIA ASSET MANAGEMENT PROGRAM	CAMPMF025	0.00	0.00	427,389.50	427,389.50			
05/31/19	05/31/19	BANK OF THE WEST MONEY MARKET FUND	BKOFWEST7	0.00	0.00	496,819.29	496,819.29			
05/31/19	05/31/19	US TREASURY N/B NOTES DTD 05/31/2016 1.625% 05/31/2023	912828R69	50,000,000.00	0.00	406,250.00	406,250.00			
05/31/19	05/31/19	US TREASURY NOTES DTD 05/31/2013 1.375% 05/31/2020	912828VF4	50,000,000.00	0.00	343,750.00	343,750.00			
05/31/19	05/31/19	US TREASURY NOTES DTD 06/02/2014 2.000% 05/31/2021	912828WN6	50,000,000.00	0.00	500,000.00	500,000.00			
05/31/19	05/31/19	US TREASURY NOTES DTD 05/31/2012 1.125% 05/31/2019	912828SX9	50,000,000.00	0.00	281,250.00	281,250.00			
05/31/19	05/31/19	STONECASTLE FICA	FICAMF003	0.00	0.00	101,917.82	101,917.82			
05/31/19	05/31/19	US TREASURY NOTES DTD 12/01/2014 1.875% 11/30/2021	912828G53	25,000,000.00	0.00	234,375.00	234,375.00			
05/31/19	05/31/19	US TREASURY NOTES DTD 05/31/2016 1.375% 05/31/2021	912828R77	25,000,000.00	0.00	171,875.00	171,875.00			
05/31/19	05/31/19	FIDELITY GOV'T MM FUND 2642	31607A703	0.00	0.00	9,679.62	9,679.62			
05/31/19	05/31/19	US TREASURY NOTES DTD 06/01/2015 1.500% 05/31/2020	912828XE5	50,000,000.00	0.00	375,000.00	375,000.00			
05/31/19	05/31/19	US TREASURY NOTES DTD 05/31/2017 1.250% 05/31/2019	912828XS4	25,000,000.00	0.00	156,250.00	156,250.00			
05/31/19	05/31/19	FEDERATED GOVT OBLIGATIONS FUND	608919718	0.00	0.00	1,955.22	1,955.22			
05/31/19	05/31/19	US TREASURY NOTES DTD 05/31/2017 1.250% 05/31/2019	912828XS4	25,000,000.00	0.00	156,250.00	156,250.00			



Managed Account Security Transactions & Interest

For the Month Ending **May 31, 2019**

SAN BERNARDINO COUNTY - 76990800

Transaction Type		Security Description	CUSIP	Par	Principal Proceeds	Accrued Interest	Total	Realized G/L Cost	Realized G/L Amort Cost	Sale Method
Trade	Settle									
INTEREST										
05/31/19	05/31/19	US TREASURY NOTES DTD 11/30/2015 1.625% 11/30/2020	912828M98	25,000,000.00	0.00	203,125.00	203,125.00			
05/31/19	05/31/19	US TREASURY NOTES DTD 11/30/2012 1.000% 11/30/2019	912828UB4	25,000,000.00	0.00	125,000.00	125,000.00			
Transaction Type Sub-Total				1,470,500,000.00	0.00	11,031,311.50	11,031,311.50			
MATURITY										
05/01/19	05/01/19	TORONTO DOMINION BANK NY CERT DEPOS DTD 03/20/2019 2.480% 05/01/2019	89114MYK7	25,000,000.00	25,000,000.00	0.00	25,000,000.00	0.00	0.00	
05/01/19	05/01/19	NATIXIS NY BRANCH COMM PAPER DTD 11/01/2018 0.000% 05/01/2019	63873KS16	203,000,000.00	203,000,000.00	0.00	203,000,000.00	13,533.33	0.00	
05/01/19	05/01/19	JP MORGAN SECURITIES LLC COMM PAPER DTD 10/16/2018 0.000% 05/01/2019	46640QS10	25,000,000.00	25,000,000.00	0.00	25,000,000.00	363,416.67	0.00	
05/01/19	05/01/19	BANK OF NOVA SCOTIA HOUSTON FLT CD DTD 03/29/2018 2.986% 05/01/2019	06417GR34	25,000,000.00	25,000,000.00	0.00	25,000,000.00	0.00	0.00	
05/01/19	05/01/19	NATIXIS NY BRANCH COMM PAPER DTD 11/01/2018 0.000% 05/01/2019	63873KS16	30,000,000.00	30,000,000.00	0.00	30,000,000.00	12,000.00	0.00	
05/01/19	05/01/19	TOYOTA MOTOR CREDIT CORP COMM PAPER DTD 08/08/2018 0.000% 05/01/2019	89233HS13	25,000,000.00	25,000,000.00	0.00	25,000,000.00	476,631.94	0.00	
05/01/19	05/01/19	BANK OF AMERICA NA CERT DEPOS DTD 09/19/2018 2.600% 05/01/2019	06052TB90	25,000,000.00	25,000,000.00	0.00	25,000,000.00	0.00	0.00	
05/02/19	05/02/19	CREDIT AGRICOLE CIB NY COMM PAPER -- 0.000% 05/02/2019	22533US20	30,000,000.00	30,000,000.00	0.00	30,000,000.00	201,500.00	0.00	
05/02/19	05/02/19	COOPERATIVE RABOBANK U.A. COMM PAPER -- 0.000% 05/02/2019	21687BS28	154,000,000.00	154,000,000.00	0.00	154,000,000.00	10,266.67	0.00	
05/07/19	05/07/19	US BANK NATL ASSOC CERT DEPOS DTD 01/29/2019 2.640% 05/07/2019	90333VH52	40,000,000.00	40,000,000.00	0.00	40,000,000.00	0.00	0.00	



Managed Account Security Transactions & Interest

For the Month Ending **May 31, 2019**

SAN BERNARDINO COUNTY - 76990800

Transaction Type		Security Description	CUSIP	Par	Principal Proceeds	Accrued Interest	Total	Realized G/L Cost	Realized G/L Amort Cost	Sale Method
Trade	Settle									
MATURITY										
05/08/19	05/08/19	MUFG BANK LTD/NY COMM PAPER DTD 09/28/2018 0.000% 05/08/2019	62479MS87	35,000,000.00	35,000,000.00	0.00	35,000,000.00	69,640.28	0.00	
05/09/19	05/09/19	MUFG BANK LTD/NY COMM PAPER DTD 01/09/2019 0.000% 05/09/2019	62479MS95	35,000,000.00	35,000,000.00	0.00	35,000,000.00	72,041.67	0.00	
05/10/19	05/10/19	NATIXIS NY BRANCH COMM PAPER -- 0.000% 05/10/2019	63873KSA6	25,000,000.00	25,000,000.00	0.00	25,000,000.00	1,631.94	0.00	
05/13/19	05/13/19	INTER-AMERICAN DEVELOPMENT BANK DTD 04/12/2016 1.000% 05/13/2019	458182DX7	100,000,000.00	100,000,000.00	0.00	100,000,000.00	300,000.00	0.00	
05/13/19	05/13/19	INTER-AMERICAN DEVELOPMENT BANK DTD 04/12/2016 1.000% 05/13/2019	458182DX7	25,000,000.00	25,000,000.00	0.00	25,000,000.00	157,125.00	0.00	
05/14/19	05/14/19	NATIXIS NY BRANCH COMM PAPER -- 0.000% 05/14/2019	63873KSE8	70,000,000.00	70,000,000.00	0.00	70,000,000.00	4,569.44	0.00	
05/15/19	05/15/19	NATIXIS NY BRANCH COMM PAPER DTD 10/18/2018 0.000% 05/15/2019	63873KSF5	65,000,000.00	65,000,000.00	0.00	65,000,000.00	4,243.06	0.00	
05/16/19	05/16/19	CREDIT AGRICOLE CIB NY COMM PAPER -- 0.000% 05/16/2019	22533USG9	69,000,000.00	69,000,000.00	0.00	69,000,000.00	4,523.33	0.00	
05/17/19	05/17/19	CREDIT AGRICOLE CIB NY COMM PAPER -- 0.000% 05/17/2019	22533USH7	29,000,000.00	29,000,000.00	0.00	29,000,000.00	1,901.11	0.00	
05/20/19	05/20/19	CREDIT AGRICOLE CIB NY COMM PAPER DTD 11/20/2018 0.000% 05/20/2019	22533USL8	20,000,000.00	20,000,000.00	0.00	20,000,000.00	3,933.33	0.00	
05/20/19	05/20/19	MUFG BANK LTD/NY COMM PAPER DTD 09/26/2018 0.000% 05/20/2019	62479MSL8	35,000,000.00	35,000,000.00	0.00	35,000,000.00	59,791.67	0.00	
05/21/19	05/21/19	CREDIT AGRICOLE CIB NY COMM PAPER -- 0.000% 05/21/2019	22533USM6	64,000,000.00	64,000,000.00	0.00	64,000,000.00	4,195.56	0.00	
05/22/19	05/22/19	MUFG BANK LTD/NY COMM PAPER -- 0.000% 05/22/2019	62479MSN4	35,000,000.00	35,000,000.00	0.00	35,000,000.00	67,511.11	0.00	
05/22/19	05/22/19	CREDIT AGRICOLE CIB NY COMM PAPER -- 0.000% 05/22/2019	22533USN4	23,000,000.00	23,000,000.00	0.00	23,000,000.00	1,507.78	0.00	



Managed Account Security Transactions & Interest

For the Month Ending **May 31, 2019**

SAN BERNARDINO COUNTY - 76990800

Transaction Type		Security Description	CUSIP	Par	Principal Proceeds	Accrued Interest	Total	Realized G/L Cost	Realized G/L Amort Cost	Sale Method
Trade	Settle									
MATURITY										
05/23/19	05/23/19	EXXON MOBIL CORP COMM PAPER DTD 03/07/2019 0.000% 05/23/2019	30229BSP3	50,000,000.00	50,000,000.00	0.00	50,000,000.00	261,777.78	0.00	
05/23/19	05/23/19	MUFG BANK LTD/NY COMM PAPER DTD 11/29/2018 0.000% 05/23/2019	62479MSP9	25,000,000.00	25,000,000.00	0.00	25,000,000.00	48,027.78	0.00	
05/23/19	05/23/19	TOYOTA MOTOR CREDIT CORP COMM PAPER DTD 11/09/2018 0.000% 05/23/2019	89233HSP0	50,000,000.00	50,000,000.00	0.00	50,000,000.00	432,666.67	0.00	
05/28/19	05/28/19	FEDERAL HOME LOAN BANK AGENCY NOTES DTD 05/12/2017 1.375% 05/28/2019	3130ABF92	45,000,000.00	45,000,000.00	0.00	45,000,000.00	85,050.00	0.00	
05/28/19	05/28/19	NATIXIS NY BRANCH COMM PAPER DTD 11/26/2018 0.000% 05/28/2019	63873KSU2	60,000,000.00	60,000,000.00	0.00	60,000,000.00	15,666.67	0.00	
05/29/19	05/29/19	CREDIT AGRICOLE CIB NY COMM PAPER -- 0.000% 05/29/2019	22533USV6	21,000,000.00	21,000,000.00	0.00	21,000,000.00	1,370.83	0.00	
05/30/19	05/30/19	SWEDBANK NY CERT DEPOS DTD 01/09/2019 2.740% 05/30/2019	87019VUH8	50,000,000.00	50,000,000.00	0.00	50,000,000.00	0.00	0.00	
05/30/19	05/30/19	BMO HARRIS BANK NA CERT DEPOS DTD 03/05/2019 2.540% 05/30/2019	05574BKJ8	25,000,000.00	25,000,000.00	0.00	25,000,000.00	0.00	0.00	
05/30/19	05/30/19	NORDEA BANK AB NEW YORK CERT DEPOS DTD 03/11/2019 2.510% 05/30/2019	65558TFK6	60,000,000.00	60,000,000.00	0.00	60,000,000.00	0.00	0.00	
05/30/19	05/30/19	BNP PARIBAS NY BRANCH COMM PAPER -- 0.000% 05/30/2019	09659CSW9	50,000,000.00	50,000,000.00	0.00	50,000,000.00	557,375.00	0.00	
05/30/19	05/30/19	NATIXIS NY BRANCH COMM PAPER DTD 09/20/2018 0.000% 05/30/2019	63873KSW8	184,000,000.00	184,000,000.00	0.00	184,000,000.00	12,011.11	0.00	
05/31/19	05/31/19	US TREASURY NOTES DTD 05/31/2017 1.250% 05/31/2019	912828XS4	25,000,000.00	25,000,000.00	0.00	25,000,000.00	22,460.94	0.00	
05/31/19	05/31/19	US TREASURY NOTES DTD 05/31/2017 1.250% 05/31/2019	912828XS4	25,000,000.00	25,000,000.00	0.00	25,000,000.00	65,329.69	0.00	
05/31/19	05/31/19	US TREASURY NOTES DTD 05/31/2012 1.125% 05/31/2019	912828SX9	50,000,000.00	50,000,000.00	0.00	50,000,000.00	199,218.75	0.00	
05/31/19	05/31/19	NATIXIS NY BRANCH COMM PAPER DTD 09/05/2018 0.000% 05/31/2019	63873KSX6	212,000,000.00	212,000,000.00	0.00	212,000,000.00	13,838.89	0.00	



Managed Account Security Transactions & Interest

For the Month Ending **May 31, 2019**

SAN BERNARDINO COUNTY - 76990800

Transaction Type		Security Description	CUSIP	Par	Principal Proceeds	Accrued Interest	Total	Realized G/L Cost	Realized G/L Amort Cost	Sale Method
Trade	Settle									
Transaction Type Sub-Total				2,144,000,000.00	2,144,000,000.00	0.00	2,144,000,000.00	3,544,758.00	0.00	
SELL										
05/06/19	05/06/19	FIDELITY GOV'T MM FUND 2642	31607A703	59,000,000.00	59,000,000.00	0.00	59,000,000.00	0.00	0.00	FIFO
05/06/19	05/06/19	FIDELITY GOV'T MM FUND 2642	31607A703	1,000,000.00	1,000,000.00	0.00	1,000,000.00	0.00	0.00	FIFO
05/09/19	05/09/19	FIDELITY GOV'T MM FUND 2642	31607A703	40,000,000.00	40,000,000.00	0.00	40,000,000.00	0.00	0.00	FIFO
Transaction Type Sub-Total				100,000,000.00	100,000,000.00	0.00	100,000,000.00	0.00	0.00	
Managed Account Sub-Total					417,935,898.39	10,856,466.94	428,792,365.33	3,544,758.00	0.00	
Total Security Transactions					\$417,935,898.39	\$10,856,466.94	\$428,792,365.33	\$3,544,758.00	\$0.00	