



Customer Service  
PO Box 11813  
Harrisburg, PA 17108-1813

## ACCOUNT STATEMENT

For the Month Ending  
**March 31, 2015**

### SAN BERNARDINO COUNTY

#### Client Management Team

##### **Kenneth Schiebel, CFA**

Managing Director  
One Keystone Plaza, Suite 300  
Harrisburg, PA 17101  
717-232-2723  
schiebelk@pfm.com

##### **Danny A. Nelson**

Senior Managing Consultant  
222 North LaSalle, Suite 910  
Chicago, IL 60601  
312-523-2434  
nelsond@pfm.com

#### Contents

Cover/Disclosures  
Summary Statement  
Individual Accounts

#### Accounts included in Statement

76990800                      SAN BERNARDINO COUNTY

SAN BERNARDINO COUNTY  
MR. JOHN JOHNSON  
172 WEST THIRD STREET  
1ST FLOOR  
SAN BERNARDINO, CA 92415

**Online Access**    <http://www.pfm.com>

**Customer Service**    1-717-232-2723

**Important Disclosures****Important Disclosures**

This statement is for general information purposes only and is not intended to provide specific advice or recommendations. PFM Asset Management LLC ("PFM") is an investment advisor registered with the Securities and Exchange Commission, and is required to maintain a written disclosure statement of our background and business experience. If you would like to receive a copy of our current disclosure statement, please contact Service Operations at the address below.

**Proxy Voting** PFM does not normally receive proxies to vote on behalf of its clients. However, it does on occasion receive consent requests. In the event a consent request is received the portfolio manager contacts the client and then proceeds according to their instructions. PFM's Proxy Voting Policy is available upon request by contacting Service Operations at the address below.

**Questions About an Account** PFM's monthly statement is intended to detail our investment advisory activity as well as the activity of any accounts held by clients in pools that are managed by PFM. The custodian bank maintains the control of assets and executes (i.e., settles) all investment transactions. The custodian statement is the official record of security and cash holdings and transactions. PFM recognizes that clients may use these reports to facilitate record keeping and that the custodian bank statement and the PFM statement should be reconciled and differences resolved. Many custodians use a settlement date basis which may result in the need to reconcile due to a timing difference.

**Account Control** PFM does not have the authority to withdraw funds from or deposit funds to the custodian. Our clients retain responsibility for their internal accounting policies; implementing and enforcing internal controls and generating ledger entries or otherwise recording transactions.

**Market Value** Generally, PFM's market prices are derived from closing bid prices as of the last business day of the month as supplied by Interactive Data, Bloomberg or Telerate. Where prices are not available from generally recognized sources the securities are priced using a yield-based matrix system to arrive at an estimated market value. Prices that fall between data points are interpolated. Non-negotiable FDIC-insured bank certificates of deposit are priced at par. Although PFM believes the prices to be reliable, the values of the securities do not always represent the prices at which the securities could have been bought or sold. Explanation of the valuation methods for money market and TERM funds is contained in the appropriate fund information statement.

**Amortized Cost** The original cost of the principal of the security is adjusted for the amount of the periodic reduction of any discount or premium from the purchase date until the date of the report. Discount or premium with respect to short term securities (those with less than one year to maturity at time of issuance) is amortized on a straightline basis. Such discount or premium with respect to longer term securities is amortized using the constant yield basis.

**Tax Reporting** Cost data and realized gains / losses are provided for informational purposes only. Please review for accuracy and consult your tax advisor to determine the tax consequences of your security transactions. PFM does not report such information to the IRS or other taxing authorities and is not responsible for the accuracy of such information that may be required to be reported to federal, state or other taxing authorities.

**Financial Situation** In order to better serve you, PFM should be promptly notified of any material change in your investment objective or financial situation.

**Callable Securities** Securities subject to redemption prior to maturity may be redeemed in whole or in part before maturity, which could affect the yield represented.

**Portfolio** The securities in this portfolio, including shares of mutual funds, are not guaranteed or otherwise protected by PFM, the FDIC (except for certain non-negotiable certificates of deposit) or any government agency. Investment in securities involves risks, including the possible loss of the amount invested.

**Rating** Information provided for ratings is based upon a good faith inquiry of selected sources, but its accuracy and completeness cannot be guaranteed. Shares of some money market and TERM funds are marketed through representatives of PFM's wholly owned subsidiary, PFM Fund Distributors, Inc. PFM Fund Distributors, Inc. is registered with the SEC as a broker/dealer and is a member of the Financial Industry Regulatory Authority ("FINRA") and the Municipal Securities Rulemaking Board ("MSRB"). You may reach the FINRA by calling the FINRA Regulator Public Disclosure Hotline at 1-888-289-9999 or at the FINRA Regulation Internet website address [www.nasd.com](http://www.nasd.com). A brochure describing the FINRA Regulation Public Disclosure Program is also available from the FINRA upon request.

**Key Terms and Definitions**

**Dividends** on money market funds consist of interest earned, plus any discount ratably amortized to the date of maturity, plus all realized gains and losses on the sale of securities prior to maturity, less ratable amortization of any premium and all accrued expenses to the fund. Dividends are accrued daily and may be paid either monthly or quarterly. The monthly earnings on this statement represent the estimated dividend accrued for the month for any program that distributes earnings on a quarterly basis. There is no guarantee that the estimated amount will be paid on the actual distribution date.

**Current Yield** is the net change, exclusive of capital changes and income other than investment income, in the value of a hypothetical fund account with a balance of one share over the seven-day base period including the statement date, expressed as a percentage of the value of one share (normally \$1.00 per share) at the beginning of the seven-day period. This resulting net change in account value is then annualized by multiplying it by 365 and dividing the result by 7. The yields quoted should not be considered a representation of the yield of the fund in the future, since the yield is not fixed.

**Average maturity** represents the average maturity of all securities and investments of a portfolio, determined by multiplying the par or principal value of each security or investment by its maturity (days or years), summing the products, and dividing the sum by the total principal value of the portfolio. The stated maturity date of mortgage backed or callable securities are used in this statement. However the actual maturity of these securities could vary depending on the level or prepayments on the underlying mortgages or whether a callable security has or is still able to be called.

**Monthly distribution yield** represents the net change in the value of one share (normally \$1.00 per share) resulting from all dividends declared during the month by a fund expressed as a percentage of the value of one share at the beginning of the month. This resulting net change is then annualized by multiplying it by 365 and dividing it by the number of calendar days in the month.

**YTM at Cost** The yield to maturity at cost is the expected rate of return, based on the original cost, the annual interest receipts, maturity value and the time period from purchase date to maturity, stated as a percentage, on an annualized basis.

**YTM at Market** The yield to maturity at market is the rate of return, based on the current market value, the annual interest receipts, maturity value and the time period remaining until maturity, stated as a percentage, on an annualized basis.

**Managed Account** A portfolio of investments managed discretely by PFM according to the client's specific investment policy and requirements. The investments are directly owned by the client and held by the client's custodian.

**Unsettled Trade** A trade which has been executed however the final consummation of the security transaction and payment has not yet taken place.

Please review the detail pages of this statement carefully. If you think your statement is wrong, missing account information, or if you need more information about a transaction, please contact PFM within 60 days of receipt. If you have other concerns or questions regarding your account you should contact a member of your client management team or PFM Service Operations at the address below.

PFM Asset Management LLC  
Attn: Service Operations  
One Keystone Plaza, Suite 300  
N. Front & Market Sts  
Harrisburg, PA 17101



**Account Statement**

For the Month Ending **March 31, 2015**

**Consolidated Summary Statement**

SAN BERNARDINO COUNTY

**Portfolio Summary**

Portfolio Holdings	Cash Dividends and Income	Closing Market Value
PFM Managed Account	1,925,957.27	4,743,817,625.23
Cash Balance	0.00	286,613,194.03
<b>Total</b>	<b>\$1,925,957.27</b>	<b>\$5,030,430,819.26</b>

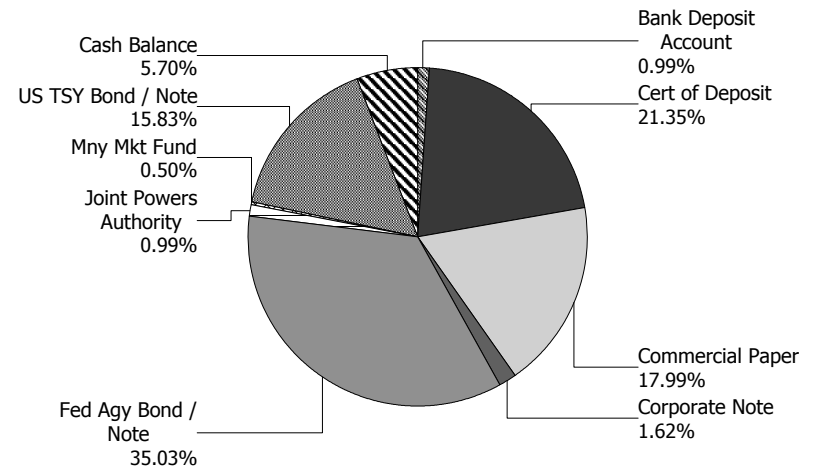
**Investment Allocation**

Investment Type	Closing Market Value	Percent
Bank Deposit Account	50,000,000.00	0.99
Certificate of Deposit	1,074,144,569.50	21.35
Commercial Paper	904,925,295.00	17.99
Corporate Note	81,338,729.79	1.62
Federal Agency Bond / Note	1,762,116,860.94	35.03
Joint Powers Authority	50,000,000.00	0.99
Money Market Fund	25,000,000.00	0.50
U.S. Treasury Bond / Note	796,292,170.00	15.83
Cash Balance	286,613,194.03	5.70
<b>Total</b>	<b>\$5,030,430,819.26</b>	<b>100.00%</b>

**Maturity Distribution (Fixed Income Holdings)**

Portfolio Holdings	Closing Market Value	Percent
Under 30 days	1,166,598,466.53	23.20
31 to 60 days	199,991,632.50	3.98
61 to 90 days	299,987,695.00	5.96
91 to 180 days	549,990,270.75	10.93
181 days to 1 year	932,279,551.04	18.53
1 to 2 years	1,282,457,688.37	25.49
2 to 3 years	568,975,605.07	11.31
3 to 4 years	30,149,910.00	0.60
4 to 5 years	0.00	0.00
Over 5 years	0.00	0.00
<b>Total</b>	<b>\$5,030,430,819.26</b>	<b>100.00%</b>

**Sector Allocation**



**Weighted Average Days to Maturity 325**



## Managed Account Summary Statement

For the Month Ending **March 31, 2015**

**SAN BERNARDINO COUNTY - 76990800**

### Transaction Summary - Managed Account

<b>Opening Market Value</b>	<b>\$4,452,080,167.41</b>
Maturities/Calls	(5,169,000,000.00)
Principal Dispositions	0.00
Principal Acquisitions	5,408,424,281.53
Unsettled Trades	50,000,000.00
Change in Current Value	2,313,176.29
<b>Closing Market Value</b>	<b>\$4,743,817,625.23</b>

### Cash Transactions Summary - Managed Account

Maturities/Calls	5,169,246,640.32
Sale Proceeds	0.00
Coupon/Interest/Dividend Income	2,677,954.42
Principal Payments	0.00
Security Purchases	(5,459,367,850.97)
Net Cash Contribution	287,443,256.23
Reconciling Transactions	0.00

### Earnings Reconciliation (Cash Basis) - Managed Account

Interest/Dividends/Coupons Received	2,924,594.74
Less Purchased Interest Related to Interest/Coupons	(971,694.44)
Plus Net Realized Gains/Losses	(26,943.03)
<b>Total Cash Basis Earnings</b>	<b>\$1,925,957.27</b>

### Cash Balance

**Closing Cash Balance** **\$0.00**

### Earnings Reconciliation (Accrual Basis)

	<b>Total</b>
Ending Amortized Value of Securities	4,738,087,430.92
Ending Accrued Interest	7,030,514.30
Plus Proceeds from Sales	0.00
Plus Proceeds of Maturities/Calls/Principal Payments	5,169,246,640.32
Plus Coupons/Dividends Received	2,677,954.42
Less Cost of New Purchases	(5,459,395,975.97)
Less Beginning Amortized Value of Securities	(4,449,216,334.33)
Less Beginning Accrued Interest	(6,684,106.16)
<b>Total Accrual Basis Earnings</b>	<b>\$1,746,123.50</b>



## Portfolio Summary and Statistics

For the Month Ending **March 31, 2015**

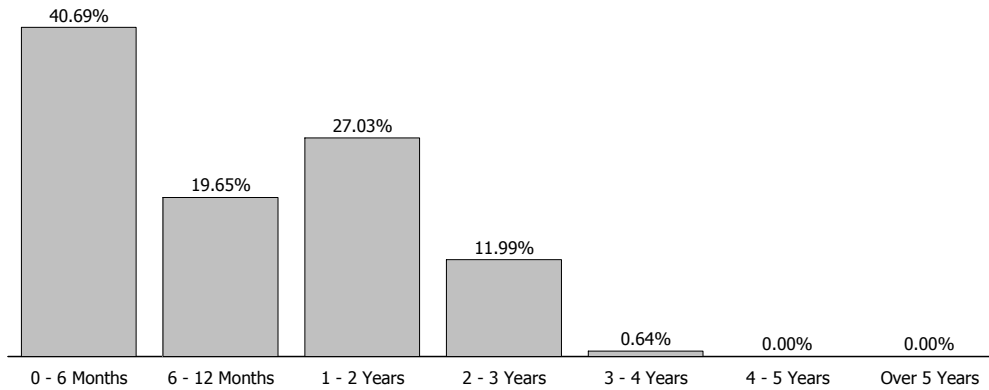
**SAN BERNARDINO COUNTY - 76990800**

### Account Summary

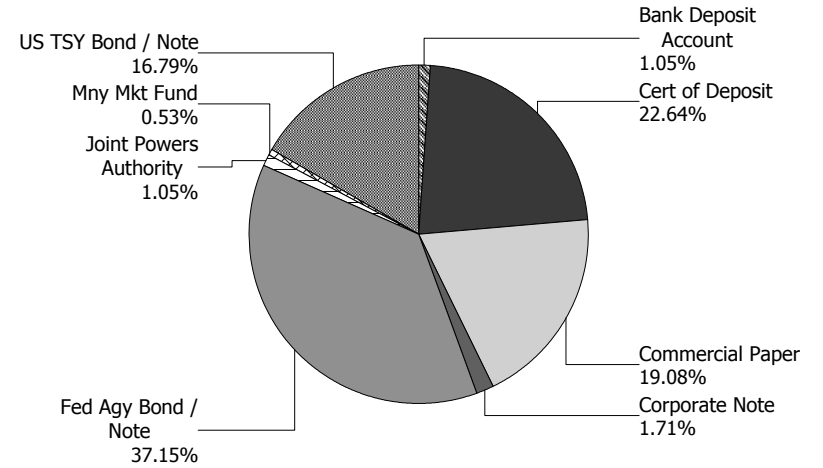
Description	Par Value	Market Value	Percent
U.S. Treasury Bond / Note	790,000,000.00	796,292,170.00	16.79
Money Market Fund	25,000,000.00	25,000,000.00	0.53
Joint Powers Authority	50,000,000.00	50,000,000.00	1.05
Federal Agency Bond / Note	1,749,295,000.00	1,762,116,860.94	37.15
Corporate Note	81,040,000.00	81,338,729.79	1.71
Commercial Paper	905,000,000.00	904,925,295.00	19.08
Certificate of Deposit	1,075,000,000.00	1,074,144,569.50	22.64
Bank Deposit Account	50,000,000.00	50,000,000.00	1.05
<b>Managed Account Sub-Total</b>	<b>4,725,335,000.00</b>	<b>4,743,817,625.23</b>	<b>100.00%</b>
Accrued Interest		7,030,514.30	
<b>Total Portfolio</b>	<b>4,725,335,000.00</b>	<b>4,750,848,139.53</b>	

**Unsettled Trades** **50,000,000.00** **50,016,800.00**

### Maturity Distribution



### Sector Allocation



### Characteristics

Yield to Maturity at Cost	0.46%
Yield to Maturity at Market	0.37%
Duration to Worst	0.89
Weighted Average Days to Maturity	344



## Managed Account Issuer Summary

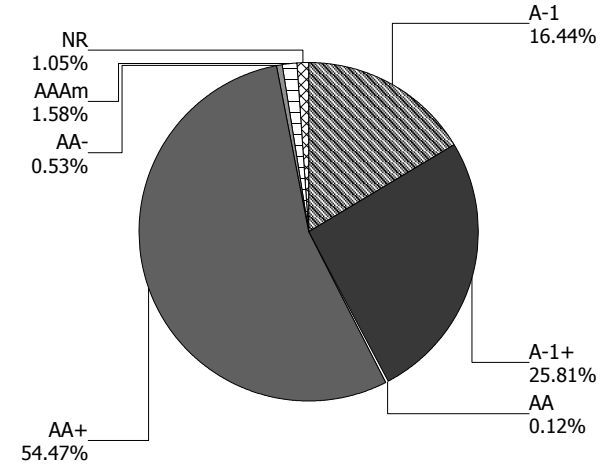
For the Month Ending **March 31, 2015**

SAN BERNARDINO COUNTY - 76990800

### Issuer Summary

Issuer	Market Value of Holdings	Percent
BANK OF MONTREAL	149,867,593.25	3.16
BANK OF NOVA SCOTIA	174,841,723.75	3.69
BNP PARIBAS	89,999,730.00	1.90
CAMP	50,000,000.00	1.05
CREDIT AGRICOLE SA	99,999,800.00	2.11
EXXON MOBIL CORP	49,998,600.00	1.05
FANNIE MAE	616,216,137.57	12.98
FEDERAL FARM CREDIT BANKS	280,491,430.00	5.91
FEDERAL HOME LOAN BANKS	438,568,943.37	9.25
FEDERATED GOVT OBLIGATIONS FUNDS	11,000,000.00	0.23
FIDELITY TREASURY MF	14,000,000.00	0.30
FREDDIE MAC	426,840,350.00	9.00
GENERAL ELECTRIC CO	100,749,218.97	2.12
JP MORGAN CHASE & CO	49,999,800.00	1.05
MITSUBISHI UFJ FINANCIAL GROUP INC	189,976,640.00	4.00
NORDEA BANK AB	99,949,162.00	2.11
ROYAL BANK OF CANADA	24,993,697.00	0.53
STONECASTLE FICA	50,000,000.00	1.05
SVENSKA HANDELSBANKEN	199,966,698.50	4.22
SWEDBANK AB	24,988,420.50	0.53
TORONTO-DOMINION BANK	199,720,256.50	4.21
TOYOTA MOTOR CORP	199,953,300.00	4.22
UNITED STATES TREASURY	796,292,170.00	16.78
US BANCORP	200,000,000.00	4.22
WAL-MART STORES INC	5,586,935.82	0.12
WELLS FARGO & COMPANY	75,004,537.50	1.58
WESTPAC BANKING CORP NY	124,812,480.50	2.63
<b>Total</b>	<b>\$4,743,817,625.23</b>	<b>100.00%</b>

### Credit Quality (S&P Ratings)





## Managed Account Detail of Securities Held

For the Month Ending **March 31, 2015**

### SAN BERNARDINO COUNTY - 76990800

Security Type/Description Dated Date/Coupon/Maturity	CUSIP	Par	S&P Rating	Moody's Rating	Trade Date	Settle Date	Original Cost	YTM at Cost	Accrued Interest	Amortized Cost	Market Value
<b>U.S. Treasury Bond / Note</b>											
US TREASURY NOTES DTD 06/15/2012 0.375% 06/15/2015	912828SZ4	50,000,000.00	AA+	Aaa	12/02/13	12/03/13	50,115,234.38	0.22	55,116.76	50,015,508.50	50,031,250.00
US TREASURY NOTES DTD 08/15/2012 0.250% 08/15/2015	912828TK6	50,000,000.00	AA+	Aaa	08/17/12	08/20/12	49,759,765.63	0.41	15,538.67	49,969,624.00	50,023,450.00
US TREASURY NOTES DTD 10/15/2012 0.250% 10/15/2015	912828TT7	25,000,000.00	AA+	Aaa	10/18/12	10/19/12	24,884,765.63	0.41	28,846.15	24,979,139.25	25,011,725.00
US TREASURY NOTES DTD 12/31/2010 2.125% 12/31/2015	912828PM6	25,000,000.00	AA+	Aaa	08/28/13	08/29/13	25,943,359.38	0.50	133,546.27	25,303,351.75	25,351,550.00
US TREASURY NOTES DTD 01/31/2011 2.000% 01/31/2016	912828PS3	25,000,000.00	AA+	Aaa	10/23/12	10/24/12	26,249,023.44	0.46	82,872.93	25,320,499.00	25,365,225.00
US TREASURY NOTES DTD 02/15/2013 0.375% 02/15/2016	912828UM0	25,000,000.00	AA+	Aaa	12/18/13	12/19/13	24,997,070.31	0.38	11,654.01	24,998,812.25	25,025,400.00
US TREASURY NOTES DTD 02/15/2013 0.375% 02/15/2016	912828UM0	50,000,000.00	AA+	Aaa	01/03/14	01/06/14	49,951,171.88	0.42	23,308.01	49,979,679.50	50,050,800.00
US TREASURY NOTES DTD 03/31/2011 2.250% 03/31/2016	912828OA1	25,000,000.00	AA+	Aaa	03/07/14	03/10/14	25,942,382.81	0.41	1,536.89	25,457,730.25	25,484,375.00
US TREASURY NOTES DTD 05/15/2013 0.250% 05/15/2016	912828VC1	25,000,000.00	AA+	Aaa	03/19/14	03/20/14	24,867,187.50	0.50	23,653.31	24,930,703.00	24,978,525.00
US TREASURY NOTES DTD 05/31/2011 1.750% 05/31/2016	912828OP8	25,000,000.00	AA+	Aaa	05/01/14	05/02/14	25,677,734.38	0.44	146,634.62	25,380,342.75	25,406,250.00
US TREASURY NOTES DTD 06/17/2013 0.500% 06/15/2016	912828VG2	25,000,000.00	AA+	Aaa	03/26/14	03/27/14	24,973,632.81	0.55	36,744.51	24,985,648.00	25,041,025.00
US TREASURY NOTES DTD 08/01/2011 1.500% 07/31/2016	912828OX1	25,000,000.00	AA+	Aaa	10/17/12	10/18/12	25,887,695.31	0.55	62,154.70	25,314,993.25	25,365,225.00
US TREASURY NOTES DTD 08/01/2011 1.500% 07/31/2016	912828OX1	25,000,000.00	AA+	Aaa	12/26/13	12/27/13	25,558,593.75	0.63	62,154.70	25,288,322.00	25,365,225.00
US TREASURY NOTES DTD 10/31/2011 1.000% 10/31/2016	912828RM4	25,000,000.00	AA+	Aaa	07/24/14	07/25/14	25,192,382.81	0.66	104,972.38	25,134,461.00	25,218,750.00



**Managed Account Detail of Securities Held**

For the Month Ending **March 31, 2015**

**SAN BERNARDINO COUNTY - 76990800**

<b>Security Type/Description Dated Date/Coupon/Maturity</b>	<b>CUSIP</b>	<b>Par</b>	<b>S&amp;P Rating</b>	<b>Moody's Rating</b>	<b>Trade Date</b>	<b>Settle Date</b>	<b>Original Cost</b>	<b>YTM at Cost</b>	<b>Accrued Interest</b>	<b>Amortized Cost</b>	<b>Market Value</b>
<b>U.S. Treasury Bond / Note</b>											
US TREASURY NOTES DTD 10/31/2011 1.000% 10/31/2016	912828RM4	25,000,000.00	AA+	Aaa	07/29/14	07/30/14	25,183,593.75	0.67	104,972.38	25,129,094.50	25,218,750.00
US TREASURY NOTES DTD 11/15/2006 4.625% 11/15/2016	912828FY1	25,000,000.00	AA+	Aaa	12/13/13	12/16/13	27,856,445.31	0.66	437,586.33	26,596,015.00	26,693,350.00
US TREASURY NOTES DTD 11/30/2011 0.875% 11/30/2016	912828RU6	25,000,000.00	AA+	Aaa	12/03/14	12/04/14	25,157,226.56	0.56	73,317.31	25,131,709.50	25,169,925.00
US TREASURY NOTES DTD 01/03/2012 0.875% 12/31/2016	912828RX0	50,000,000.00	AA+	Aaa	02/07/12	02/08/12	50,214,843.75	0.79	109,979.28	50,077,744.50	50,339,850.00
US TREASURY NOTES DTD 01/03/2012 0.875% 12/31/2016	912828RX0	50,000,000.00	AA+	Aaa	02/08/12	02/09/12	50,203,125.00	0.79	109,979.28	50,073,551.50	50,339,850.00
US TREASURY NOTES DTD 01/15/2014 0.750% 01/15/2017	912828A91	25,000,000.00	AA+	Aaa	12/05/14	12/08/14	25,025,390.63	0.70	39,364.64	25,021,653.50	25,109,375.00
US TREASURY NOTES DTD 01/31/2012 0.875% 01/31/2017	912828SC5	50,000,000.00	AA+	Aaa	12/06/13	12/09/13	50,257,812.50	0.71	72,513.81	50,151,137.50	50,328,100.00
US TREASURY NOTES DTD 02/29/2012 0.875% 02/28/2017	912828SJ0	25,000,000.00	AA+	Aaa	03/26/14	03/27/14	24,989,257.81	0.89	19,021.74	24,992,967.25	25,158,200.00
US TREASURY NOTES DTD 03/31/2012 1.000% 03/31/2017	912828SM3	25,000,000.00	AA+	Aaa	03/31/14	04/01/14	25,060,546.88	0.92	683.06	25,040,531.50	25,208,975.00
US TREASURY NOTES DTD 05/31/2012 0.625% 05/31/2017	912828SY7	15,000,000.00	AA+	Aaa	05/07/14	05/08/14	14,866,992.19	0.92	31,421.70	14,905,632.75	15,001,170.00
US TREASURY NOTES DTD 07/02/2012 0.750% 06/30/2017	912828TB6	25,000,000.00	AA+	Aaa	04/29/14	04/30/14	24,797,851.56	1.01	47,133.98	24,855,934.25	25,050,775.00
US TREASURY NOTES DTD 08/31/2012 0.625% 08/31/2017	912828TM2	25,000,000.00	AA+	Aaa	06/10/14	06/11/14	24,675,781.25	1.04	13,586.96	24,756,087.50	24,955,075.00
<b>Security Type Sub-Total</b>		<b>790,000,000.00</b>					<b>798,288,867.21</b>	<b>0.61</b>	<b>1,848,294.38</b>	<b>793,790,873.75</b>	<b>796,292,170.00</b>
<b>Money Market Fund</b>											
FEDERATED GOVT OBLIGATIONS FUND	60934N104	11,000,000.00	AAAm	Aaa	06/30/14	06/30/14	11,000,000.00	0.01	0.00	11,000,000.00	11,000,000.00





**Managed Account Detail of Securities Held**

For the Month Ending **March 31, 2015**

**SAN BERNARDINO COUNTY - 76990800**

<b>Security Type/Description</b> <b>Dated Date/Coupon/Maturity</b>	<b>CUSIP</b>	<b>Par</b>	<b>S&amp;P Rating</b>	<b>Moody's Rating</b>	<b>Trade Date</b>	<b>Settle Date</b>	<b>Original Cost</b>	<b>YTM at Cost</b>	<b>Accrued Interest</b>	<b>Amortized Cost</b>	<b>Market Value</b>
<b>Money Market Fund</b>											
FIDELITY GOV'T MM FUND 57	316175108	14,000,000.00	AAAm	Aaa	12/31/14	12/31/14	14,000,000.00	0.01	0.00	14,000,000.00	14,000,000.00
<b>Security Type Sub-Total</b>		<b>25,000,000.00</b>					<b>25,000,000.00</b>	<b>0.01</b>	<b>0.00</b>	<b>25,000,000.00</b>	<b>25,000,000.00</b>
<b>Joint Powers Authority</b>											
CALIFORNIA ASSET MANAGEMENT PROGRAM	CAMPMF025	50,000,000.00	AAAm	NR	09/30/14	09/30/14	50,000,000.00	0.06	0.00	50,000,000.00	50,000,000.00
<b>Security Type Sub-Total</b>		<b>50,000,000.00</b>					<b>50,000,000.00</b>	<b>0.06</b>	<b>0.00</b>	<b>50,000,000.00</b>	<b>50,000,000.00</b>
<b>Federal Agency Bond / Note</b>											
FFCB NOTES DTD 05/01/2012 0.500% 05/01/2015	3133EANJ3	25,000,000.00	AA+	Aaa	05/01/12	05/02/12	24,964,275.00	0.55	52,083.33	24,999,000.00	25,007,925.00
FANNIE MAE GLOBAL NOTES DTD 05/21/2012 0.500% 07/02/2015	3135G0LN1	25,000,000.00	AA+	Aaa	06/10/13	06/11/13	25,048,000.00	0.41	30,902.78	25,005,914.25	25,021,900.00
FHLMC NOTES (EX-CALLABLE) DTD 03/18/2013 0.420% 09/18/2015	3134G36F2	25,000,000.00	AA+	Aaa	09/04/13	09/05/13	24,937,500.00	0.54	3,791.67	24,985,702.25	25,025,025.00
FHLMC NOTES (EX-CALLABLE) DTD 09/25/2012 0.500% 09/25/2015	3134G3L24	15,000,000.00	AA+	Aaa	09/12/12	09/25/12	15,000,000.00	0.50	1,250.00	15,000,000.00	15,018,060.00
FHLMC NOTES (EX-CALLABLE) DTD 09/25/2012 0.500% 09/25/2015	3134G3L24	15,000,000.00	AA+	Aaa	09/12/12	09/25/12	15,000,000.00	0.50	1,250.00	15,000,000.00	15,018,060.00
FHLMC NOTES (EX-CALLABLE) DTD 09/25/2012 0.500% 09/25/2015	3134G3L24	20,000,000.00	AA+	Aaa	09/12/12	09/25/12	20,000,000.00	0.50	1,666.67	20,000,000.00	20,024,080.00
FNMA NOTES (EX-CALLABLE) DTD 10/15/2010 1.875% 10/15/2015	31398A4K5	10,000,000.00	AA+	Aaa	06/26/13	06/27/13	10,287,300.00	0.61	86,458.33	10,067,679.90	10,087,510.00
FNMA NOTES DTD 09/27/2010 1.625% 10/26/2015	31398A4M1	25,000,000.00	AA+	Aaa	05/30/13	05/31/13	25,721,750.00	0.42	174,913.19	25,171,692.25	25,199,875.00
FFCB NOTES AGENCY DTD 02/05/2014 0.310% 11/05/2015	3133EDET5	50,000,000.00	AA+	Aaa	01/29/14	02/05/14	49,990,000.00	0.32	62,861.11	49,996,592.00	49,997,900.00
FHLMC NOTES DTD 11/06/2012 0.450% 11/24/2015	3134G3W55	25,000,000.00	AA+	Aaa	06/26/13	06/27/13	24,922,500.00	0.58	39,687.50	24,979,074.25	25,035,325.00



**Managed Account Detail of Securities Held**

For the Month Ending **March 31, 2015**

**SAN BERNARDINO COUNTY - 76990800**

<b>Security Type/Description Dated Date/Coupon/Maturity</b>	<b>CUSIP</b>	<b>Par</b>	<b>S&amp;P Rating</b>	<b>Moody's Rating</b>	<b>Trade Date</b>	<b>Settle Date</b>	<b>Original Cost</b>	<b>YTM at Cost</b>	<b>Accrued Interest</b>	<b>Amortized Cost</b>	<b>Market Value</b>
<b>Federal Agency Bond / Note</b>											
FHLB NOTES DTD 11/05/2010 1.375% 12/11/2015	313371NW2	25,000,000.00	AA+	Aaa	03/08/13	03/11/13	25,625,000.00	0.46	105,034.72	25,158,554.25	25,196,275.00
FHLB NOTES DTD 09/19/2014 0.300% 12/18/2015	3130A32K9	25,000,000.00	AA+	Aaa	11/06/14	11/07/14	25,015,332.50	0.24	2,500.00	25,009,835.75	24,990,250.00
FANNIE MAE GLOBAL NOTES DTD 01/18/2011 2.250% 03/15/2016	3135G0AL7	50,000,000.00	AA+	Aaa	02/10/12	02/13/12	52,881,500.00	0.81	50,000.00	50,681,970.50	50,889,950.00
FANNIE MAE GLOBAL NOTES DTD 01/18/2011 2.250% 03/15/2016	3135G0AL7	50,000,000.00	AA+	Aaa	02/10/12	02/13/12	52,881,500.00	0.81	50,000.00	50,681,970.50	50,889,950.00
FANNIE MAE GLOBAL NOTES DTD 02/15/2013 0.500% 03/30/2016	3135G0VA8	40,000,000.00	AA+	Aaa	02/14/13	02/15/13	39,954,400.00	0.54	555.56	39,985,357.60	40,071,040.00
FFCB NOTES DTD 11/25/2014 0.375% 05/25/2016	3133EECW8	25,000,000.00	AA+	Aaa	11/18/14	11/25/14	25,000,000.00	0.38	32,812.50	25,000,000.00	25,057,825.00
FFCB NOTES DTD 11/25/2014 0.375% 05/25/2016	3133EECW8	25,000,000.00	AA+	Aaa	11/18/14	11/25/14	25,000,000.00	0.38	32,812.50	25,000,000.00	25,057,825.00
FHLMC NOTES DTD 04/08/2011 2.500% 05/27/2016	3137EACT4	50,000,000.00	AA+	Aaa	01/04/13	01/07/13	53,272,500.00	0.55	430,555.56	51,122,603.00	51,191,100.00
FHLB NOTES DTD 07/22/2013 0.800% 07/22/2016	313383QU8	25,000,000.00	AA+	Aaa	07/10/13	07/22/13	24,997,500.00	0.80	38,333.33	24,998,902.50	25,180,800.00
FHLB NOTES DTD 12/01/2014 0.430% 08/01/2016	3130A3M50	36,450,000.00	AA+	Aaa	12/02/14	12/03/14	36,424,120.50	0.47	26,122.50	36,429,197.26	36,484,226.55
FHLB NOTES DTD 02/09/2015 0.450% 08/09/2016	3130A45N8	25,000,000.00	AA+	Aaa	02/09/15	02/10/15	24,955,750.00	0.57	16,250.00	24,959,925.00	25,013,325.00
FNMA NOTES DTD 07/19/2013 0.625% 08/26/2016	3135G0YE7	50,000,000.00	AA+	Aaa	07/17/13	07/19/13	49,839,500.00	0.73	30,381.94	49,926,974.00	50,132,750.00
FHLB NOTES DTD 08/26/2010 2.000% 09/09/2016	313370TW8	25,000,000.00	AA+	Aaa	11/25/14	11/26/14	25,657,000.00	0.52	30,555.56	25,529,793.25	25,548,275.00
FNMA NOTES AGENCY (EX-CALLABLE) DTD 03/26/2013 0.625% 09/26/2016	3135G0VX8	25,000,000.00	AA+	Aaa	09/05/13	09/06/13	24,570,000.00	1.20	2,170.14	24,788,917.00	25,021,075.00



**Managed Account Detail of Securities Held**

For the Month Ending **March 31, 2015**

**SAN BERNARDINO COUNTY - 76990800**

<b>Security Type/Description Dated Date/Coupon/Maturity</b>	<b>CUSIP</b>	<b>Par</b>	<b>S&amp;P Rating</b>	<b>Moody's Rating</b>	<b>Trade Date</b>	<b>Settle Date</b>	<b>Original Cost</b>	<b>YTM at Cost</b>	<b>Accrued Interest</b>	<b>Amortized Cost</b>	<b>Market Value</b>
<b>Federal Agency Bond / Note</b>											
FHLB NOTES DTD 08/07/2014 0.500% 09/28/2016	3130A2T97	15,000,000.00	AA+	Aaa	08/06/14	08/07/14	14,966,250.00	0.61	625.00	14,976,439.20	15,000,555.00
FHLMC NOTES DTD 08/16/2013 0.875% 10/14/2016	3137EADS5	25,000,000.00	AA+	Aaa	08/14/13	08/16/13	24,996,250.00	0.88	101,475.69	24,998,139.25	25,140,075.00
FFCB NOTES DTD 10/14/2014 0.600% 10/14/2016	3133EDX98	25,000,000.00	AA+	Aaa	10/03/14	10/14/14	24,975,000.00	0.65	69,583.33	24,980,770.50	25,008,550.00
FHLMC NOTES DTD 08/16/2013 0.875% 10/14/2016	3137EADS5	25,000,000.00	AA+	Aaa	10/03/14	10/06/14	25,111,500.00	0.65	101,475.69	25,084,833.75	25,140,075.00
FANNIE MAE NOTES DTD 10/20/2011 1.375% 11/15/2016	3135G0ES8	25,000,000.00	AA+	Aaa	05/10/13	05/13/13	25,707,250.00	0.56	129,861.11	25,328,981.00	25,346,300.00
FANNIE MAE NOTES DTD 10/20/2011 1.375% 11/15/2016	3135G0ES8	25,000,000.00	AA+	Aaa	05/31/13	06/03/13	25,563,500.00	0.71	129,861.11	25,266,671.50	25,346,300.00
FANNIE MAE NOTES DTD 10/20/2011 1.375% 11/15/2016	3135G0ES8	25,000,000.00	AA+	Aaa	11/12/13	11/13/13	25,493,750.00	0.71	129,861.11	25,267,777.75	25,346,300.00
FHLB NOTES (CALLABLE) DTD 06/19/2013 0.750% 12/19/2016	313383G62	20,690,000.00	AA+	Aaa	06/20/13	06/21/13	20,512,686.70	1.00	43,966.25	20,602,137.85	20,695,751.82
FHLB NOTES DTD 11/15/2013 0.625% 12/28/2016	3130A0C65	20,000,000.00	AA+	Aaa	11/14/13	11/15/13	19,942,800.00	0.72	32,291.67	19,967,898.80	20,024,400.00
FHLMC NOTES (CALLABLE) DTD 01/27/2015 0.700% 01/27/2017	3134G6AW3	50,000,000.00	AA+	Aaa	01/21/15	01/27/15	50,000,000.00	0.70	62,222.22	50,000,000.00	49,943,300.00
FANNIE MAE GLOBAL NOTES DTD 01/09/2012 1.250% 01/30/2017	3135G0GY3	50,000,000.00	AA+	Aaa	10/16/14	10/17/14	50,746,000.00	0.59	105,902.78	50,598,183.50	50,573,200.00
FANNIE MAE GLOBAL NOTES DTD 01/09/2012 1.250% 01/30/2017	3135G0GY3	50,000,000.00	AA+	Aaa	10/27/14	10/28/14	50,713,000.00	0.61	105,902.78	50,579,448.00	50,573,200.00
FHLMC NOTES DTD 01/21/2014 0.875% 02/22/2017	3137EADT3	25,000,000.00	AA+	Aaa	01/17/14	01/21/14	24,959,750.00	0.93	23,697.92	24,975,172.25	25,123,750.00
FFCB (FLOATING) NOTES DTD 02/27/2014 0.231% 02/27/2017	3133EDFW7	30,000,000.00	AA+	Aaa	02/21/14	02/27/14	30,000,000.00	0.21	960.83	30,000,000.00	30,037,380.00



## Managed Account Detail of Securities Held

For the Month Ending **March 31, 2015**

### SAN BERNARDINO COUNTY - 76990800

Security Type/Description Dated Date/Coupon/Maturity	CUSIP	Par	S&P Rating	Moody's Rating	Trade Date	Settle Date	Original Cost	YTM at Cost	Accrued Interest	Amortized Cost	Market Value
<b>Federal Agency Bond / Note</b>											
FHLB AGENCY DTD 03/06/2015 0.720% 03/06/2017	3130A4K27	50,000,000.00	A-1+	P-1	03/26/15	03/27/15	50,004,500.00	0.72	25,000.00	50,004,475.00	50,052,550.00
FHLB NOTES DTD 02/06/2012 0.875% 03/10/2017	3133782N0	25,000,000.00	AA+	Aaa	12/23/14	12/26/14	24,975,224.50	0.92	12,760.42	24,978,217.25	25,125,275.00
FHLB NOTES (CALLABLE) DTD 03/17/2015 0.800% 03/17/2017	3130A4GT3	50,000,000.00	AA+	Aaa	03/03/15	03/17/15	49,955,000.00	0.85	15,555.56	49,955,869.50	50,076,750.00
<b>FHLMC NOTES (CALLABLE) DTD 04/14/2015 0.800% 04/14/2017</b>	<b>3134G6PN7</b>	<b>50,000,000.00</b>	<b>AA+</b>	<b>Aaa</b>	<b>03/24/15</b>	<b>04/14/15</b>	<b>50,000,000.00</b>	<b>0.80</b>	<b>0.00</b>	<b>50,000,000.00</b>	<b>50,016,800.00</b>
FFCB (FLOATING) NOTES DTD 04/17/2014 0.227% 04/17/2017	3133EDJX1	25,000,000.00	AA+	Aaa	04/11/14	04/17/14	25,000,000.00	0.21	2,359.38	25,000,000.00	25,014,000.00
FANNIE MAE GLOBAL NOTES DTD 04/16/2007 5.000% 05/11/2017	31359M7X5	50,000,000.00	AA+	Aaa	03/26/15	03/27/15	54,460,500.00	0.75	972,222.22	54,437,359.50	54,500,000.00
FHLMC NOTES DTD 12/30/2014 0.990% 06/30/2017	3134G5VY8	50,000,000.00	AA+	Aaa	12/18/14	12/30/14	50,000,000.00	0.99	125,125.00	50,000,000.00	50,253,200.00
FANNIE MAE GLOBAL NOTES DTD 07/20/2012 0.875% 08/28/2017	3135G0MZ3	50,000,000.00	AA+	Aaa	09/18/12	09/19/12	50,046,000.00	0.86	37,673.61	50,022,726.00	50,062,450.00
FFCB NOTES DTD 02/25/2015 1.000% 09/25/2017	3133EEOX1	25,000,000.00	AA+	Aaa	03/04/15	03/04/15	25,010,711.25	0.98	4,166.67	25,010,373.75	25,099,225.00
FNMA NOTES DTD 08/25/2014 1.000% 09/27/2017	3135G0ZL0	10,000,000.00	AA+	Aaa	08/21/14	08/25/14	9,964,300.00	1.12	1,111.11	9,971,122.60	10,037,770.00
FHLB NOTES DTD 09/03/2014 1.100% 09/29/2017	3130A2XL5	15,000,000.00	AA+	Aaa	09/04/14	09/05/14	14,974,950.00	1.16	916.67	14,979,535.65	15,036,075.00
FHLB NOTES DTD 09/03/2014 1.100% 09/29/2017	3130A2XL5	25,000,000.00	AA+	Aaa	09/04/14	09/05/14	24,962,000.00	1.15	1,527.78	24,968,953.50	25,060,125.00
FHLB NOTES (CALLABLE) BONDS DTD 11/09/2012 1.000% 11/09/2017	3133813R4	25,000,000.00	AA+	Aaa	12/18/12	12/19/12	24,985,000.00	1.01	98,611.11	24,991,943.50	24,934,400.00
FNMA NOTES (CALLABLE) DTD 11/15/2012 1.000% 11/15/2017	3135G0RQ8	25,000,000.00	AA+	Aaa	12/12/12	12/13/12	25,032,500.00	0.97	94,444.44	25,000,000.00	25,025,950.00



## Managed Account Detail of Securities Held

For the Month Ending **March 31, 2015**

### SAN BERNARDINO COUNTY - 76990800

Security Type/Description Dated Date/Coupon/Maturity	CUSIP	Par	S&P Rating	Moody's Rating	Trade Date	Settle Date	Original Cost	YTM at Cost	Accrued Interest	Amortized Cost	Market Value
<b>Federal Agency Bond / Note</b>											
FFCB NOTES DTD 12/18/2014 1.125% 12/18/2017	3133EEFE5	25,000,000.00	AA+	Aaa	12/09/14	12/18/14	24,975,925.00	1.16	80,468.75	24,978,188.00	25,105,400.00
FFCB NOTES DTD 12/18/2014 1.125% 12/18/2017	3133EEFE5	25,000,000.00	AA+	Aaa	12/09/14	12/18/14	24,976,000.00	1.16	80,468.75	24,978,256.00	25,105,400.00
FNMA NOTES (CALLABLE) DTD 12/26/2012 1.000% 12/26/2017	3135G0S3	22,155,000.00	AA+	Aaa	01/03/13	01/04/13	22,159,431.00	1.00	58,464.58	22,155,000.00	22,090,617.57
FHLMC NOTES DTD 11/21/2012 0.750% 01/12/2018	3137EADN6	25,000,000.00	AA+	Aaa	01/28/13	01/29/13	24,656,750.00	1.04	41,145.83	24,805,170.25	24,955,750.00
FHLMC NOTES DTD 11/21/2012 0.750% 01/12/2018	3137EADN6	25,000,000.00	AA+	Aaa	01/30/13	01/31/13	24,670,250.00	1.02	41,145.83	24,812,651.25	24,955,750.00
FHLB NOTES DTD 02/27/2015 1.125% 04/25/2018	3130A4GJ5	30,000,000.00	AA+	Aaa	02/26/15	02/27/15	29,986,200.00	1.14	31,875.00	29,986,547.10	30,149,910.00

<b>Security Type Sub-Total</b>		<b>1,749,295,000.00</b>					<b>1,766,428,406.45</b>	<b>0.72</b>	<b>4,065,679.09</b>	<b>1,758,142,497.71</b>	<b>1,762,116,860.94</b>
--------------------------------	--	-------------------------	--	--	--	--	-------------------------	-------------	---------------------	-------------------------	-------------------------

<b>Corporate Note</b>											
WAL MART STORES INC. CORP NOTES DTD 10/25/2010 1.500% 10/25/2015	931142CX9	4,055,000.00	AA	Aa2	03/12/14	03/17/14	4,126,854.60	0.39	26,357.50	4,080,411.23	4,080,238.32
GENERAL ELECTRIC CO CORPORATE NOTES DTD 12/12/2012 1.000% 12/11/2015	36962G6M1	25,000,000.00	AA+	Aa3	01/15/15	01/21/15	25,127,250.00	0.43	76,388.89	25,099,450.00	25,099,925.00
GENERAL ELEC CAP CORP (FLOATING) DTD 01/08/2013 0.851% 01/08/2016	36962G6O2	25,000,000.00	AA+	A1	01/31/14	02/05/14	25,200,250.00	0.43	49,056.46	25,082,629.00	25,109,450.00
GENERAL ELEC CAP CORP (FLOAT) DTD 01/14/2014 0.483% 01/14/2016	36962G7E8	20,450,000.00	AA+	A1	03/07/14	03/11/14	20,474,335.50	0.41	21,117.81	20,462,192.09	20,478,221.00
GENERAL ELEC CAP CORP (FLOAT) DTD 02/08/2012 1.056% 02/08/2016	36962G5T7	5,035,000.00	AA+	A1	03/07/14	03/12/14	5,093,607.40	0.42	7,828.49	5,061,792.04	5,064,197.97
WAL-MART STORES INC CORP NOTES DTD 04/22/2014 1.000% 04/21/2017	931142DN0	1,500,000.00	AA	Aa2	04/15/14	04/22/14	1,499,775.00	1.01	6,666.67	1,499,844.90	1,506,697.50

<b>Security Type Sub-Total</b>		<b>81,040,000.00</b>					<b>81,522,072.50</b>	<b>0.43</b>	<b>187,415.82</b>	<b>81,286,319.26</b>	<b>81,338,729.79</b>
--------------------------------	--	----------------------	--	--	--	--	----------------------	-------------	-------------------	----------------------	----------------------



**Managed Account Detail of Securities Held**

For the Month Ending **March 31, 2015**

**SAN BERNARDINO COUNTY - 76990800**

<b>Security Type/Description Dated Date/Coupon/Maturity</b>	<b>CUSIP</b>	<b>Par</b>	<b>S&amp;P Rating</b>	<b>Moody's Rating</b>	<b>Trade Date</b>	<b>Settle Date</b>	<b>Original Cost</b>	<b>YTM at Cost</b>	<b>Accrued Interest</b>	<b>Amortized Cost</b>	<b>Market Value</b>
<b>Commercial Paper</b>											
JP MORGAN SECURITIES LLC COMM PAPER -- 0.000% 04/01/2015	46640QR11	25,000,000.00	A-1	P-1	12/23/14	12/24/14	24,985,708.33	0.21	0.00	25,000,000.00	24,999,900.00
JP MORGAN SECURITIES LLC COMM PAPER -- 0.000% 04/01/2015	46640QR11	25,000,000.00	A-1	P-1	12/31/14	12/31/14	24,986,729.17	0.21	0.00	25,000,000.00	24,999,900.00
BANK OF TOKYO MITSUBISHI COMM PAPER -- 0.000% 04/01/2015	06538CR11	50,000,000.00	A-1	P-1	01/28/15	01/29/15	49,983,638.89	0.19	0.00	50,000,000.00	49,999,800.00
BNP PARIBAS FINANCE INC COMM PAPER -- 0.000% 04/01/2015	0556N1R13	90,000,000.00	A-1	P-1	03/31/15	03/31/15	89,999,925.00	0.03	0.00	90,000,000.00	89,999,730.00
CREDIT AGRICOLE CIB NY COMM PAPER -- 0.000% 04/01/2015	22533UR13	100,000,000.00	A-1	P-1	03/31/15	03/31/15	99,999,888.89	0.04	0.00	100,000,000.00	99,999,800.00
US BANK NA INT BEAR COMM PAPER DTD 03/31/2015 0.100% 04/01/2015	90349OZK2	200,000,000.00	A-1+	P-1	03/31/15	03/31/15	200,000,000.00	0.10	555.56	200,000,000.00	200,000,000.00
EXXON MOBIL CORP COMM PAPER -- 0.000% 04/10/2015	30229BRA7	50,000,000.00	A-1+	P-1	01/12/15	01/12/15	49,982,888.89	0.14	0.00	49,998,250.00	49,998,600.00
BANK OF TOKYO MITSUBISHI LTD COMM PAPER -- 0.000% 04/15/2015	06538CRF0	40,000,000.00	A-1	P-1	02/10/15	02/11/15	39,985,300.00	0.21	0.00	39,996,733.20	39,997,240.00
TOYOTA MOTOR CREDIT CORP COMM PAPER -- 0.000% 04/24/2015	89233HRO9	25,000,000.00	A-1+	P-1	02/03/15	02/03/15	24,991,666.67	0.15	0.00	24,997,604.25	24,998,725.00
TOYOTA MOTOR CREDIT CORP COMM PAPER -- 0.000% 04/24/2015	89233HRQ9	50,000,000.00	A-1+	P-1	01/09/15	01/09/15	49,973,750.00	0.18	0.00	49,994,250.00	49,997,450.00
BANK OF TOKYO MITSUBISHI UFJ COMM PAPER -- 0.000% 04/24/2015	06538CRO6	50,000,000.00	A-1	P-1	01/29/15	01/29/15	49,972,847.22	0.23	0.00	49,992,653.00	49,994,200.00
TOYOTA MOTOR CREDIT CORP COMM PAPER -- 0.000% 05/01/2015	89233HS13	25,000,000.00	A-1+	P-1	10/28/14	10/29/14	24,974,444.44	0.20	0.00	24,995,833.25	24,998,250.00



**Managed Account Detail of Securities Held**

For the Month Ending **March 31, 2015**

**SAN BERNARDINO COUNTY - 76990800**

<b>Security Type/Description</b>	<b>Dated Date/Coupon/Maturity</b>	<b>CUSIP</b>	<b>Par</b>	<b>S&amp;P Rating</b>	<b>Moody's Rating</b>	<b>Trade Date</b>	<b>Settle Date</b>	<b>Original Cost</b>	<b>YTM at Cost</b>	<b>Accrued Interest</b>	<b>Amortized Cost</b>	<b>Market Value</b>
<b>Commercial Paper</b>												
TOYOTA MOTOR CREDIT CORP COMM PAPER	-- 0.000% 05/01/2015	89233HS13	25,000,000.00	A-1+	P-1	12/09/14	12/09/14	24,980,138.89	0.20	0.00	24,995,833.25	24,998,250.00
GENERAL ELEC CAP CORP COMM PAPER	-- 0.000% 05/07/2015	36959JS79	25,000,000.00	A-1+	P-1	12/08/14	12/09/14	24,979,305.56	0.20	0.00	24,995,000.00	24,997,425.00
BANK OF TOKYO MITS UFJ LTD COMM PAPER	-- 0.000% 05/22/2015	06538CSN2	50,000,000.00	A-1	P-1	02/27/15	03/02/15	49,971,875.00	0.25	0.00	49,982,291.50	49,985,400.00
TOYOTA MOTOR CREDIT CORP COMM PAPER	-- 0.000% 06/29/2015	89233HTV6	25,000,000.00	A-1+	P-1	01/14/15	01/14/15	24,972,333.33	0.24	0.00	24,985,166.75	24,993,125.00
TOYOTA MOTOR CREDIT CORP COMM PAPER	-- 0.000% 09/01/2015	89233HW18	25,000,000.00	A-1+	P-1	12/09/14	12/09/14	24,944,583.33	0.30	0.00	24,968,125.00	24,983,750.00
TOYOTA MOTOR CREDIT CORP COMM PAPER	-- 0.000% 09/01/2015	89233HW18	25,000,000.00	A-1+	P-1	12/26/14	12/29/14	24,945,333.33	0.32	0.00	24,966,000.00	24,983,750.00
<b>Security Type Sub-Total</b>			<b>905,000,000.00</b>					<b>904,630,356.94</b>	<b>0.15</b>	<b>555.56</b>	<b>904,867,740.20</b>	<b>904,925,295.00</b>
<b>Certificate of Deposit</b>												
BANK OF NOVA SCOTIA HOUSTON CERT DEPOS	DTD 03/31/2014 0.280% 04/01/2015	06417HHV1	25,000,000.00	A-1	P-1	03/31/14	03/31/14	25,000,000.00	0.14	71,166.67	25,000,000.00	25,000,192.50
SVENSKA HANDELSBANKEN NY CERT DEPOS	DTD 02/04/2015 0.160% 04/27/2015	86958DNU2	25,000,000.00	A-1+	P-1	02/04/15	02/04/15	25,000,000.00	0.16	6,222.22	25,000,000.00	24,999,735.00
WELLS FARGO BANK NA CERT DEPOS	DTD 10/08/2014 0.230% 05/01/2015	94988EAK4	25,000,000.00	A-1+	P-1	10/07/14	10/08/14	25,000,000.00	0.05	27,951.39	25,000,000.00	25,002,490.00
WELLS FARGO BANK NA CERT DEPOS	DTD 11/19/2014 0.230% 05/19/2015	94988EB72	25,000,000.00	A-1+	P-1	11/19/14	11/19/14	25,000,000.00	0.23	21,243.06	25,000,000.00	25,001,892.50



**Managed Account Detail of Securities Held**

For the Month Ending **March 31, 2015**

**SAN BERNARDINO COUNTY - 76990800**

<b>Security Type/Description Dated Date/Coupon/Maturity</b>	<b>CUSIP</b>	<b>Par</b>	<b>S&amp;P Rating</b>	<b>Moody's Rating</b>	<b>Trade Date</b>	<b>Settle Date</b>	<b>Original Cost</b>	<b>YTM at Cost</b>	<b>Accrued Interest</b>	<b>Amortized Cost</b>	<b>Market Value</b>
<b>Certificate of Deposit</b>											
BANK OF MONTREAL CHICAGO CERT DEPOS DTD 03/06/2015 0.180% 06/01/2015	06366CXL7	25,000,000.00	A-1	P-1	03/05/15	03/06/15	25,000,000.00	0.18	3,250.00	25,000,000.00	24,996,201.50
SVENSKA HANDELSBANKEN NY CERT DEPOS DTD 03/02/2015 0.175% 06/01/2015	86958DQD7	50,000,000.00	A-1+	P-1	03/02/15	03/02/15	50,000,000.00	0.18	7,291.67	50,000,000.00	49,991,541.50
SVENSKA HANDELSBANKEN NY CERT DEPOS DTD 03/26/2015 0.155% 06/01/2015	86958DRN4	50,000,000.00	A-1+	P-1	03/26/15	03/26/15	50,000,000.00	0.16	1,291.67	50,000,000.00	49,988,109.00
SVENSKA HANDELSBANKEN NY CERT DEPOS DTD 03/03/2015 0.175% 06/01/2015	86958DQE5	75,000,000.00	A-1+	P-1	03/03/15	03/03/15	75,000,000.00	0.18	10,572.92	75,000,000.00	74,987,313.00
WELLS FARGO BANK NA CERT DEPOS DTD 12/04/2014 0.230% 06/03/2015	94988EC97	25,000,000.00	A-1+	P-1	12/03/14	12/04/14	25,000,000.00	0.23	18,847.22	25,000,000.00	25,000,155.00
NORDEA BANK FINLAND NY CERT DEPOS DTD 03/25/2015 0.175% 06/30/2015	65558LCH3	50,000,000.00	A-1+	P-1	03/24/15	03/25/15	50,000,000.00	0.18	1,701.39	50,000,000.00	49,973,613.00
BANK OF MONTREAL CHICAGO CERT DEPOS DTD 03/25/2015 0.180% 06/30/2015	06366CZH4	75,000,000.00	A-1	P-1	03/24/15	03/25/15	75,000,000.00	0.18	2,625.00	75,000,000.00	74,962,312.50
BANK OF NOVA SCOTIA HOUSTON CERT DEPOS DTD 06/30/2014 0.280% 07/01/2015	06417HPC4	25,000,000.00	A-1	P-1	06/26/14	06/30/14	25,000,000.00	0.28	53,472.22	25,000,000.00	24,999,753.25
TORONTO DOMINION BANK NY CERT DEPOS DTD 09/09/2014 0.300% 07/01/2015	89112UVH1	25,000,000.00	A-1+	P-1	09/08/14	09/09/14	25,000,000.00	0.23	42,500.00	25,000,000.00	25,002,337.50
SWEDBANK NY CERT DEPOS DTD 03/26/2015 0.190% 07/01/2015	87019TK76	25,000,000.00	A-1	P-1	03/26/15	03/26/15	25,000,000.00	0.19	791.67	25,000,000.00	24,988,420.50
NORDEA BANK FINLAND NY CERT DEPOS DTD 03/04/2015 0.185% 07/01/2015	65558LBP6	50,000,000.00	A-1+	P-1	03/04/15	03/04/15	50,000,000.00	0.19	7,194.44	50,000,000.00	49,975,549.00
BANK OF NOVA SCOTIA HOUSTON CERT DEPOS DTD 07/15/2014 0.290% 07/15/2015	06417HQJ8	25,000,000.00	A-1	P-1	07/14/14	07/15/14	25,000,000.00	0.30	52,361.11	25,000,000.00	24,999,151.00
TORONTO DOMINION BANK NY CERT DEPOS DTD 07/17/2014 0.300% 07/20/2015	89112UPE5	25,000,000.00	A-1+	P-1	07/16/14	07/17/14	25,000,000.00	0.16	53,750.00	25,000,000.00	24,999,883.25





**Managed Account Detail of Securities Held**

For the Month Ending **March 31, 2015**

**SAN BERNARDINO COUNTY - 76990800**

<b>Security Type/Description Dated Date/Coupon/Maturity</b>	<b>CUSIP</b>	<b>Par</b>	<b>S&amp;P Rating</b>	<b>Moody's Rating</b>	<b>Trade Date</b>	<b>Settle Date</b>	<b>Original Cost</b>	<b>YTM at Cost</b>	<b>Accrued Interest</b>	<b>Amortized Cost</b>	<b>Market Value</b>
<b>Certificate of Deposit</b>											
ROYAL BANK OF CANADA NY CERT DEPOS DTD 07/24/2014 0.265% 07/24/2015	78009NRR9	25,000,000.00	A-1+	P-1	07/22/14	07/24/14	25,000,000.00	0.27	46,190.97	25,000,000.00	24,993,697.00
BANK OF NOVA SCOTIA HOUSTON CERT DEPOS DTD 07/31/2014 0.300% 08/03/2015	06417HOY5	25,000,000.00	A-1	P-1	07/30/14	07/31/14	25,000,000.00	0.16	50,833.33	25,000,000.00	24,997,478.75
TORONTO DOMINION BANK NY CERT DEPOS DTD 09/30/2014 0.350% 10/01/2015	89112UYE5	25,000,000.00	A-1+	P-1	09/29/14	09/30/14	25,000,000.00	0.18	44,479.17	25,000,000.00	24,953,290.75
WESTPAC BANKING CORP NY CERT DEPOS DTD 10/17/2014 0.310% 11/02/2015	96121TXW3	25,000,000.00	AA-	Aa2	10/16/14	10/17/14	25,000,000.00	0.18	35,736.11	25,000,000.00	24,943,598.25
TORONTO DOMINION BANK NY CERT DEPOS DTD 10/29/2014 0.320% 11/02/2015	89112UG47	25,000,000.00	A-1+	P-1	10/29/14	10/29/14	25,000,000.00	0.17	34,222.22	25,000,000.00	24,946,379.25
WESTPAC BANKING CORP NY CERT DEPOS DTD 11/10/2014 0.330% 11/02/2015	96121TYE2	25,000,000.00	A-1+	P-1	11/06/14	11/10/14	25,000,000.00	0.32	32,541.67	25,000,000.00	24,954,809.75
WESTPAC BANKING CORP NY CERT DEPOS DTD 11/17/2014 0.340% 11/17/2015	96121TYF9	25,000,000.00	A-1+	P-1	11/13/14	11/17/14	25,000,000.00	0.34	31,875.00	25,000,000.00	24,987,060.50
TORONTO DOMINION BANK NY CERT DEPOS DTD 11/26/2014 0.320% 11/30/2015	89112US44	25,000,000.00	A-1+	P-1	11/25/14	11/26/14	25,000,000.00	0.17	28,000.00	25,000,000.00	24,939,611.00
WESTPAC BANKING CORP NY CERT DEPOS DTD 12/04/2014 0.370% 12/04/2015	96121TYG7	25,000,000.00	A-1+	P-1	12/03/14	12/04/14	25,000,000.00	0.37	30,319.44	25,000,000.00	24,988,216.50
BANK OF NOVA SCOTIA HOUSTON CERT DEPOS DTD 12/10/2014 0.360% 12/10/2015	06417HXP6	25,000,000.00	A-1	P-1	12/09/14	12/10/14	25,000,000.00	0.36	28,000.00	25,000,000.00	24,985,024.50
TORONTO DOMINION BANK NY CERT DEPOS DTD 12/16/2014 0.400% 01/04/2016	89112U3A7	25,000,000.00	A-1+	P-1	12/12/14	12/16/14	25,000,000.00	0.23	29,444.44	25,000,000.00	24,934,860.75



**Managed Account Detail of Securities Held**

For the Month Ending **March 31, 2015**

**SAN BERNARDINO COUNTY - 76990800**

<b>Security Type/Description Dated Date/Coupon/Maturity</b>	<b>CUSIP</b>	<b>Par</b>	<b>S&amp;P Rating</b>	<b>Moody's Rating</b>	<b>Trade Date</b>	<b>Settle Date</b>	<b>Original Cost</b>	<b>YTM at Cost</b>	<b>Accrued Interest</b>	<b>Amortized Cost</b>	<b>Market Value</b>
<b>Certificate of Deposit</b>											
BANK OF NOVA SCOTIA HOUSTON CERT DEPOS DTD 12/29/2014 0.420% 01/04/2016	06417HYK6	25,000,000.00	A-1	P-1	12/29/14	12/29/14	25,000,000.00	0.22	27,125.00	25,000,000.00	24,936,179.50
WESTPAC BANKING CORP NY CERT DEPOS DTD 01/02/2015 0.460% 01/04/2016	96121TYO5	25,000,000.00	A-1+	P-1	12/29/14	01/02/15	25,000,000.00	0.23	28,430.56	25,000,000.00	24,938,795.50
TORONTO DOMINION BANK NY CERT DEPOS DTD 01/09/2015 0.440% 01/15/2016	89112U6H9	25,000,000.00	A-1+	P-1	01/09/15	01/09/15	25,000,000.00	0.43	25,055.56	25,000,000.00	24,986,702.25
BMO HARRIS BANK NA CERT DEPOS DTD 01/23/2015 0.450% 02/01/2016	05574BDO0	25,000,000.00	A-1	P-1	01/22/15	01/23/15	25,000,000.00	0.46	21,250.00	25,000,000.00	24,981,745.50
BANK OF NOVA SCOTIA HOUSTON CERT DEPOS DTD 01/28/2015 0.410% 02/01/2016	06417HA30	25,000,000.00	A-1	P-1	01/27/15	01/28/15	25,000,000.00	0.21	17,937.50	25,000,000.00	24,923,944.25
BMO HARRIS BANK NA CERT DEPOS DTD 01/30/2015 0.450% 02/01/2016	05574BDS6	25,000,000.00	A-1	P-1	01/29/15	01/30/15	25,000,000.00	0.23	19,062.50	25,000,000.00	24,927,333.75
TORONTO DOMINION BANK NY CERT DEPOS DTD 02/03/2015 0.400% 02/01/2016	89113ECF1	25,000,000.00	A-1+	P-1	02/02/15	02/03/15	25,000,000.00	0.40	15,833.33	25,000,000.00	24,957,191.75
<b>Security Type Sub-Total</b>		<b>1,075,000,000.00</b>					<b>1,075,000,000.00</b>	<b>0.22</b>	<b>928,569.45</b>	<b>1,075,000,000.00</b>	<b>1,074,144,569.50</b>
<b>Bank Deposit Account</b>											
STONECASTLE FICA	FICAMF003	50,000,000.00	NR	NR	08/20/14	08/20/14	50,000,000.00	0.15	0.00	50,000,000.00	50,000,000.00
<b>Security Type Sub-Total</b>		<b>50,000,000.00</b>					<b>50,000,000.00</b>	<b>0.15</b>	<b>0.00</b>	<b>50,000,000.00</b>	<b>50,000,000.00</b>
<b>Managed Account Sub-Total</b>		<b>4,725,335,000.00</b>					<b>4,750,869,703.10</b>	<b>0.46</b>	<b>7,030,514.30</b>	<b>4,738,087,430.92</b>	<b>4,743,817,625.23</b>



### Managed Account Detail of Securities Held

For the Month Ending **March 31, 2015**

#### SAN BERNARDINO COUNTY - 76990800

<b>Securities Sub-Total</b>	<b>\$4,725,335,000.00</b>	<b>\$4,750,869,703.10</b>	<b>0.46%</b>	<b>\$7,030,514.30</b>	<b>\$4,738,087,430.92</b>	<b>\$4,743,817,625.23</b>
<b>Accrued Interest</b>						<b>\$7,030,514.30</b>
<b>Total Investments</b>						<b>\$4,750,848,139.53</b>

Bolded items are forward settling trades.



**Managed Account Fair Market Value & Analytics**

For the Month Ending **March 31, 2015**

**SAN BERNARDINO COUNTY - 76990800**

<b>Security Type/Description</b>	<b>Dated Date/Coupon/Maturity</b>	<b>CUSIP</b>	<b>Par</b>	<b>Broker</b>	<b>Next Call Date</b>	<b>Market Price</b>	<b>Market Value</b>	<b>Unreal G/L On Cost</b>	<b>Unreal G/L Amort Cost</b>	<b>Effective Duration</b>	<b>Duration to Worst at Mkt</b>	<b>YTM</b>
<b>U.S. Treasury Bond / Note</b>												
US TREASURY NOTES	DTD 06/15/2012 0.375% 06/15/2015	912828SZ4	50,000,000.00	BARCLAYS		100.06	50,031,250.00	(83,984.38)	15,741.50	0.21	0.21	0.08
US TREASURY NOTES	DTD 08/15/2012 0.250% 08/15/2015	912828TK6	50,000,000.00	GOLDMAN		100.05	50,023,450.00	263,684.37	53,826.00	0.38	0.38	0.13
US TREASURY NOTES	DTD 10/15/2012 0.250% 10/15/2015	912828TT7	25,000,000.00	MORGANST		100.05	25,011,725.00	126,959.37	32,585.75	0.54	0.54	0.16
US TREASURY NOTES	DTD 12/31/2010 2.125% 12/31/2015	912828PM6	25,000,000.00	TD SEC U		101.41	25,351,550.00	(591,809.38)	48,198.25	0.75	0.75	0.25
US TREASURY NOTES	DTD 01/31/2011 2.000% 01/31/2016	912828PS3	25,000,000.00	CITIGRP		101.46	25,365,225.00	(883,798.44)	44,726.00	0.83	0.83	0.25
US TREASURY NOTES	DTD 02/15/2013 0.375% 02/15/2016	912828UM0	25,000,000.00	DEUTSCHE		100.10	25,025,400.00	28,329.69	26,587.75	0.88	0.88	0.26
US TREASURY NOTES	DTD 02/15/2013 0.375% 02/15/2016	912828UM0	50,000,000.00	BK AMER		100.10	50,050,800.00	99,628.12	71,120.50	0.88	0.88	0.26
US TREASURY NOTES	DTD 03/31/2011 2.250% 03/31/2016	912828OA1	25,000,000.00	BMO_DIR		101.94	25,484,375.00	(458,007.81)	26,644.75	0.99	0.99	0.31
US TREASURY NOTES	DTD 05/15/2013 0.250% 05/15/2016	912828VC1	25,000,000.00	MIZUHO		99.91	24,978,525.00	111,337.50	47,822.00	1.12	1.12	0.33
US TREASURY NOTES	DTD 05/31/2011 1.750% 05/31/2016	912828OP8	25,000,000.00	DEUTSCHE		101.63	25,406,250.00	(271,484.38)	25,907.25	1.15	1.15	0.35
US TREASURY NOTES	DTD 06/17/2013 0.500% 06/15/2016	912828VG2	25,000,000.00	BARCLAYS		100.16	25,041,025.00	67,392.19	55,377.00	1.20	1.20	0.36
US TREASURY NOTES	DTD 08/01/2011 1.500% 07/31/2016	912828QX1	25,000,000.00	BARCLAYS		101.46	25,365,225.00	(522,470.31)	50,231.75	1.32	1.32	0.40
US TREASURY NOTES	DTD 08/01/2011 1.500% 07/31/2016	912828OX1	25,000,000.00	DAIWA		101.46	25,365,225.00	(193,368.75)	76,903.00	1.32	1.32	0.40
US TREASURY NOTES	DTD 10/31/2011 1.000% 10/31/2016	912828RM4	25,000,000.00	OTHER		100.88	25,218,750.00	26,367.19	84,289.00	1.56	1.56	0.44
US TREASURY NOTES	DTD 10/31/2011 1.000% 10/31/2016	912828RM4	25,000,000.00	DEUTSCHE		100.88	25,218,750.00	35,156.25	89,655.50	1.56	1.56	0.44
US TREASURY NOTES	DTD 11/15/2006 4.625% 11/15/2016	912828FY1	25,000,000.00	CITIGRP		106.77	26,693,350.00	(1,163,095.31)	97,335.00	1.56	1.56	0.44
US TREASURY NOTES	DTD 11/30/2011 0.875% 11/30/2016	912828RU6	25,000,000.00	BK AMER		100.68	25,169,925.00	12,698.44	38,215.50	1.65	1.65	0.47



**Managed Account Fair Market Value & Analytics**

For the Month Ending **March 31, 2015**

**SAN BERNARDINO COUNTY - 76990800**

<b>Security Type/Description</b>	<b>Dated Date/Coupon/Maturity</b>	<b>CUSIP</b>	<b>Par</b>	<b>Broker</b>	<b>Next Call Date</b>	<b>Market Price</b>	<b>Market Value</b>	<b>Unreal G/L On Cost</b>	<b>Unreal G/L Amort Cost</b>	<b>Effective Duration</b>	<b>Duration to Worst at Mkt</b>	<b>YTM</b>
<b>U.S. Treasury Bond / Note</b>												
US TREASURY NOTES	DTD 01/03/2012 0.875% 12/31/2016	912828RX0	50,000,000.00	BARCLAYS		100.68	50,339,850.00	125,006.25	262,105.50	1.73	1.73	0.48
US TREASURY NOTES	DTD 01/03/2012 0.875% 12/31/2016	912828RX0	50,000,000.00	JPMCHASE		100.68	50,339,850.00	136,725.00	266,298.50	1.73	1.73	0.48
US TREASURY NOTES	DTD 01/15/2014 0.750% 01/15/2017	912828A91	25,000,000.00	CANTFITZ		100.44	25,109,375.00	83,984.37	87,721.50	1.78	1.78	0.50
US TREASURY NOTES	DTD 01/31/2012 0.875% 01/31/2017	912828SC5	50,000,000.00	OPPENHIE		100.66	50,328,100.00	70,287.50	176,962.50	1.82	1.82	0.52
US TREASURY NOTES	DTD 02/29/2012 0.875% 02/28/2017	912828S30	25,000,000.00	DEUTSCHE		100.63	25,158,200.00	168,942.19	165,232.75	1.90	1.90	0.54
US TREASURY NOTES	DTD 03/31/2012 1.000% 03/31/2017	912828SM3	25,000,000.00	DAIWA		100.84	25,208,975.00	148,428.12	168,443.50	1.98	1.98	0.58
US TREASURY NOTES	DTD 05/31/2012 0.625% 05/31/2017	912828SY7	15,000,000.00	BMO_DIR		100.01	15,001,170.00	134,177.81	95,537.25	2.15	2.15	0.62
US TREASURY NOTES	DTD 07/02/2012 0.750% 06/30/2017	912828TB6	25,000,000.00	JPMCHASE		100.20	25,050,775.00	252,923.44	194,840.75	2.23	2.23	0.66
US TREASURY NOTES	DTD 08/31/2012 0.625% 08/31/2017	912828TM2	25,000,000.00	JPMCHASE		99.82	24,955,075.00	279,293.75	198,987.50	2.39	2.39	0.70
<b>Security Type Sub-Total</b>			<b>790,000,000.00</b>				<b>796,292,170.00</b>	<b>(1,996,697.21)</b>	<b>2,501,296.25</b>	<b>1.31</b>	<b>1.31</b>	<b>0.38</b>
<b>Money Market Fund</b>												
FEDERATED GOVT OBLIGATIONS FUND		60934N104	11,000,000.00			1.00	11,000,000.00	0.00	0.00	0.00	0.00	0.01
FIDELITY GOV'T MM FUND 57		316175108	14,000,000.00			1.00	14,000,000.00	0.00	0.00	0.00	0.00	0.01
<b>Security Type Sub-Total</b>			<b>25,000,000.00</b>				<b>25,000,000.00</b>	<b>0.00</b>	<b>0.00</b>	<b>0.00</b>	<b>0.00</b>	<b>0.01</b>
<b>Joint Powers Authority</b>												
CALIFORNIA ASSET MANAGEMENT PROGRAM		CAMPMF025	50,000,000.00	DIRECT		1.00	50,000,000.00	0.00	0.00	0.00	0.00	0.06
<b>Security Type Sub-Total</b>			<b>50,000,000.00</b>				<b>50,000,000.00</b>	<b>0.00</b>	<b>0.00</b>	<b>0.00</b>	<b>0.00</b>	<b>0.06</b>
<b>Federal Agency Bond / Note</b>												



**Managed Account Fair Market Value & Analytics**

For the Month Ending **March 31, 2015**

**SAN BERNARDINO COUNTY - 76990800**

<b>Security Type/Description Dated Date/Coupon/Maturity</b>	<b>CUSIP</b>	<b>Par</b>	<b>Broker</b>	<b>Next Call Date</b>	<b>Market Price</b>	<b>Market Value</b>	<b>Unreal G/L On Cost</b>	<b>Unreal G/L Amort Cost</b>	<b>Effective Duration</b>	<b>Duration to Worst at Mkt</b>	<b>YTM</b>
<b>Federal Agency Bond / Note</b>											
FFCB NOTES DTD 05/01/2012 0.500% 05/01/2015	3133EANJ3	25,000,000.00	MORGANST		100.03	25,007,925.00	43,650.00	8,925.00	0.09	0.09	0.12
FANNIE MAE GLOBAL NOTES DTD 05/21/2012 0.500% 07/02/2015	3135G0LN1	25,000,000.00	CSFB		100.09	25,021,900.00	(26,100.00)	15,985.75	0.26	0.26	0.15
FHLMC NOTES (EX-CALLABLE) DTD 03/18/2013 0.420% 09/18/2015	3134G36F2	25,000,000.00	UBS AG		100.10	25,025,025.00	87,525.00	39,322.75	0.46	0.47	0.20
FHLMC NOTES (EX-CALLABLE) DTD 09/25/2012 0.500% 09/25/2015	3134G3L24	15,000,000.00	JPMCHASE		100.12	15,018,060.00	18,060.00	18,060.00	0.48	0.49	0.25
FHLMC NOTES (EX-CALLABLE) DTD 09/25/2012 0.500% 09/25/2015	3134G3L24	15,000,000.00	UBS AG		100.12	15,018,060.00	18,060.00	18,060.00	0.48	0.49	0.25
FHLMC NOTES (EX-CALLABLE) DTD 09/25/2012 0.500% 09/25/2015	3134G3L24	20,000,000.00	CSFB		100.12	20,024,080.00	24,080.00	24,080.00	0.48	0.49	0.25
FNMA NOTES (EX-CALLABLE) DTD 10/15/2010 1.875% 10/15/2015	31398A4K5	10,000,000.00	SUNTRUST		100.88	10,087,510.00	(199,790.00)	19,830.10	0.53	0.53	0.25
FNMA NOTES DTD 09/27/2010 1.625% 10/26/2015	31398A4M1	25,000,000.00	MERRILL		100.80	25,199,875.00	(521,875.00)	28,182.75	0.56	0.56	0.22
FFCB NOTES AGENCY DTD 02/05/2014 0.310% 11/05/2015	3133EDET5	50,000,000.00	JPMCHASE		100.00	49,997,900.00	7,900.00	1,308.00	0.59	0.59	0.32
FHLMC NOTES DTD 11/06/2012 0.450% 11/24/2015	3134G3W55	25,000,000.00	WELLSFAR		100.14	25,035,325.00	112,825.00	56,250.75	0.65	0.65	0.23
FHLB NOTES DTD 11/05/2010 1.375% 12/11/2015	313371NW2	25,000,000.00	MIZUHO		100.79	25,196,275.00	(428,725.00)	37,720.75	0.69	0.69	0.24
FHLB NOTES DTD 09/19/2014 0.300% 12/18/2015	3130A32K9	25,000,000.00	MORGANST		99.96	24,990,250.00	(25,082.50)	(19,585.75)	0.71	0.71	0.35
FANNIE MAE GLOBAL NOTES DTD 01/18/2011 2.250% 03/15/2016	3135G0AL7	50,000,000.00	CANTFITZ		101.78	50,889,950.00	(1,991,550.00)	207,979.50	0.95	0.95	0.38
FANNIE MAE GLOBAL NOTES DTD 01/18/2011 2.250% 03/15/2016	3135G0AL7	50,000,000.00	CANTFITZ		101.78	50,889,950.00	(1,991,550.00)	207,979.50	0.95	0.95	0.38
FANNIE MAE GLOBAL NOTES DTD 02/15/2013 0.500% 03/30/2016	3135G0VA8	40,000,000.00	CITIGRP		100.18	40,071,040.00	116,640.00	85,682.40	1.00	1.00	0.32
FFCB NOTES DTD 11/25/2014 0.375% 05/25/2016	3133EECW8	25,000,000.00	RBC CAP		100.23	25,057,825.00	57,825.00	57,825.00	1.15	1.15	0.17
FFCB NOTES DTD 11/25/2014 0.375% 05/25/2016	3133EECW8	25,000,000.00	WELLSFAR		100.23	25,057,825.00	57,825.00	57,825.00	1.15	1.15	0.17



**Managed Account Fair Market Value & Analytics**

For the Month Ending **March 31, 2015**

**SAN BERNARDINO COUNTY - 76990800**

<b>Security Type/Description</b>	<b>Dated Date/Coupon/Maturity</b>	<b>CUSIP</b>	<b>Par</b>	<b>Broker</b>	<b>Next Call Date</b>	<b>Market Price</b>	<b>Market Value</b>	<b>Unreal G/L On Cost</b>	<b>Unreal G/L Amort Cost</b>	<b>Effective Duration</b>	<b>Duration to Worst at Mkt</b>	<b>YTM</b>
<b>Federal Agency Bond / Note</b>												
FHLMC NOTES	DTD 04/08/2011 2.500% 05/27/2016	3137EACT4	50,000,000.00	MORGANST		102.38	51,191,100.00	(2,081,400.00)	68,497.00	1.14	1.14	0.43
FHLB NOTES	DTD 07/22/2013 0.800% 07/22/2016	313383QU8	25,000,000.00	WELLSFAR		100.72	25,180,800.00	183,300.00	181,897.50	1.30	1.30	0.25
FHLB NOTES	DTD 12/01/2014 0.430% 08/01/2016	3130A3M50	36,450,000.00	WELLSFAR		100.09	36,484,226.55	60,106.05	55,029.29	1.33	1.33	0.36
FHLB NOTES	DTD 02/09/2015 0.450% 08/09/2016	3130A45N8	25,000,000.00	WELLSFAR		100.05	25,013,325.00	57,575.00	53,400.00	1.35	1.35	0.41
FNMA NOTES	DTD 07/19/2013 0.625% 08/26/2016	3135G0YE7	50,000,000.00	BARCLAYS		100.27	50,132,750.00	293,250.00	205,776.00	1.40	1.40	0.43
FHLB NOTES	DTD 08/26/2010 2.000% 09/09/2016	313370TW8	25,000,000.00	MORGANST		102.19	25,548,275.00	(108,725.00)	18,481.75	1.42	1.42	0.47
FNMA NOTES AGENCY (EX-CALLABLE)	DTD 03/26/2013 0.625% 09/26/2016	3135G0VX8	25,000,000.00	DAIWA		100.08	25,021,075.00	451,075.00	232,158.00	1.48	1.48	0.57
FHLB NOTES	DTD 08/07/2014 0.500% 09/28/2016	3130A2T97	15,000,000.00	MORGANST		100.00	15,000,555.00	34,305.00	24,115.80	1.48	1.48	0.50
FHLMC NOTES	DTD 08/16/2013 0.875% 10/14/2016	3137EADS5	25,000,000.00	JPMCHASE		100.56	25,140,075.00	143,825.00	141,935.75	1.52	1.52	0.51
FFCB NOTES	DTD 10/14/2014 0.600% 10/14/2016	3133EDX98	25,000,000.00	WELLSFAR		100.03	25,008,550.00	33,550.00	27,779.50	1.52	1.52	0.58
FHLMC NOTES	DTD 08/16/2013 0.875% 10/14/2016	3137EADS5	25,000,000.00	WELLSFAR		100.56	25,140,075.00	28,575.00	55,241.25	1.52	1.52	0.51
FANNIE MAE NOTES	DTD 10/20/2011 1.375% 11/15/2016	3135G0ES8	25,000,000.00	BARCLAYS		101.39	25,346,300.00	(360,950.00)	17,319.00	1.60	1.60	0.52
FANNIE MAE NOTES	DTD 10/20/2011 1.375% 11/15/2016	3135G0ES8	25,000,000.00	BNP DIR		101.39	25,346,300.00	(217,200.00)	79,628.50	1.60	1.60	0.52
FANNIE MAE NOTES	DTD 10/20/2011 1.375% 11/15/2016	3135G0ES8	25,000,000.00	BNP DIR		101.39	25,346,300.00	(147,450.00)	78,522.25	1.60	1.60	0.52
FHLB NOTES (CALLABLE)	DTD 06/19/2013 0.750% 12/19/2016	313383G62	20,690,000.00	JPMCHASE	04/19/15	100.03	20,695,751.82	183,065.12	93,613.97	0.86	0.05	0.73
FHLB NOTES	DTD 11/15/2013 0.625% 12/28/2016	3130A0C65	20,000,000.00	JPMCHASE		100.12	20,024,400.00	81,600.00	56,501.20	1.73	1.73	0.55
FHLMC NOTES (CALLABLE)	DTD 01/27/2015 0.700% 01/27/2017	3134G6AW3	50,000,000.00	DEUTSCHE	01/27/16	99.89	49,943,300.00	(56,700.00)	(56,700.00)	1.42	1.80	0.76



**Managed Account Fair Market Value & Analytics**

For the Month Ending **March 31, 2015**

**SAN BERNARDINO COUNTY - 76990800**

Security Type/Description Dated Date/Coupon/Maturity	CUSIP	Par	Broker	Next Call Date	Market Price	Market Value	Unreal G/L On Cost	Unreal G/L Amort Cost	Effective Duration	Duration to Worst at Mkt	YTM
<b>Federal Agency Bond / Note</b>											
FANNIE MAE GLOBAL NOTES DTD 01/09/2012 1.250% 01/30/2017	3135G0GY3	50,000,000.00	WELLSFAR		101.15	50,573,200.00	(172,800.00)	(24,983.50)	1.81	1.81	0.62
FANNIE MAE GLOBAL NOTES DTD 01/09/2012 1.250% 01/30/2017	3135G0GY3	50,000,000.00	MIZUHO		101.15	50,573,200.00	(139,800.00)	(6,248.00)	1.81	1.81	0.62
FHLMC NOTES DTD 01/21/2014 0.875% 02/22/2017	3137EADT3	25,000,000.00	GOLDMAN		100.50	25,123,750.00	164,000.00	148,577.75	1.87	1.87	0.61
FFCB (FLOATING) NOTES DTD 02/27/2014 0.231% 02/27/2017	3133EDFW7	30,000,000.00	JPMCHASE		100.12	30,037,380.00	37,380.00	37,380.00	0.08	1.90	0.17
FHLB AGENCY DTD 03/06/2015 0.720% 03/06/2017	3130A4K27	50,000,000.00	WELLSFAR		100.11	50,052,550.00	48,050.00	48,075.00	1.91	1.91	0.67
FHLB NOTES DTD 02/06/2012 0.875% 03/10/2017	3133782N0	25,000,000.00	TOR DOM		100.50	25,125,275.00	150,050.50	147,057.75	1.92	1.92	0.61
FHLB NOTES (CALLABLE) DTD 03/17/2015 0.800% 03/17/2017	3130A4GT3	50,000,000.00	DEUTSCHE	03/17/16	100.15	50,076,750.00	121,750.00	120,880.50	1.68	0.96	0.72
<b>FHLMC NOTES (CALLABLE) DTD 04/14/2015 0.800% 04/14/2017</b>	<b>3134G6PN7</b>	<b>50,000,000.00</b>	<b>TOR DOM</b>	<b>04/14/16</b>	<b>100.03</b>	<b>50,016,800.00</b>	<b>16,800.00</b>	<b>16,800.00</b>	<b>1.72</b>	<b>0.99</b>	<b>0.78</b>
FFCB (FLOATING) NOTES DTD 04/17/2014 0.227% 04/17/2017	3133EDJX1	25,000,000.00	JPMCHASE		100.06	25,014,000.00	14,000.00	14,000.00	0.08	2.04	0.20
FANNIE MAE GLOBAL NOTES DTD 04/16/2007 5.000% 05/11/2017	31359M7X5	50,000,000.00	MORGANST		109.00	54,500,000.00	39,500.00	62,640.50	1.99	1.99	0.70
FHLMC NOTES DTD 12/30/2014 0.990% 06/30/2017	3134G5VY8	50,000,000.00	DIRECT		100.51	50,253,200.00	253,200.00	253,200.00	2.22	2.22	0.76
FANNIE MAE GLOBAL NOTES DTD 07/20/2012 0.875% 08/28/2017	3135G0MZ3	50,000,000.00	MORGANST		100.12	50,062,450.00	16,450.00	39,724.00	2.39	2.39	0.82
FFCB NOTES DTD 02/25/2015 1.000% 09/25/2017	3133EEOX1	25,000,000.00	BNP DIR		100.40	25,099,225.00	88,513.75	88,851.25	2.45	2.45	0.84
FNMA NOTES DTD 08/25/2014 1.000% 09/27/2017	3135G0ZL0	10,000,000.00	MORGANST		100.38	10,037,770.00	73,470.00	66,647.40	2.45	2.45	0.85
FHLB NOTES DTD 09/03/2014 1.100% 09/29/2017	3130A2XL5	15,000,000.00	WELLSFAR		100.24	15,036,075.00	61,125.00	56,539.35	2.46	2.46	1.00
FHLB NOTES DTD 09/03/2014 1.100% 09/29/2017	3130A2XL5	25,000,000.00	GILFORD		100.24	25,060,125.00	98,125.00	91,171.50	2.46	2.46	1.00





**Managed Account Fair Market Value & Analytics**

For the Month Ending **March 31, 2015**

**SAN BERNARDINO COUNTY - 76990800**

Security Type/Description Dated Date/Coupon/Maturity	CUSIP	Par	Broker	Next Call Date	Market Price	Market Value	Unreal G/L On Cost	Unreal G/L Amort Cost	Effective Duration	Duration to Worst at Mkt	YTM
<b>Federal Agency Bond / Note</b>											
FHLB NOTES (CALLABLE) BONDS DTD 11/09/2012 1.000% 11/09/2017	3133813R4	25,000,000.00	DEUTSCHE	04/09/15	99.74	24,934,400.00	(50,600.00)	(57,543.50)	1.63	2.55	1.10
FNMA NOTES (CALLABLE) DTD 11/15/2012 1.000% 11/15/2017	3135G0RQ8	25,000,000.00	GOLDMAN	05/15/15	100.10	25,025,950.00	(6,550.00)	25,950.00	1.37	0.13	0.96
FFCB NOTES DTD 12/18/2014 1.125% 12/18/2017	3133EEFE5	25,000,000.00	WELLSFAR		100.42	25,105,400.00	129,475.00	127,212.00	2.66	2.66	0.97
FFCB NOTES DTD 12/18/2014 1.125% 12/18/2017	3133EEFE5	25,000,000.00	MERRILL		100.42	25,105,400.00	129,400.00	127,144.00	2.66	2.66	0.97
FNMA NOTES (CALLABLE) DTD 12/26/2012 1.000% 12/26/2017	3135G0S3	22,155,000.00	MORGANST	06/26/15	99.71	22,090,617.57	(68,813.43)	(64,382.43)	1.79	2.68	1.11
FHLMC NOTES DTD 11/21/2012 0.750% 01/12/2018	3137EADN6	25,000,000.00	MORGANST		99.82	24,955,750.00	299,000.00	150,579.75	2.74	2.74	0.81
FHLMC NOTES DTD 11/21/2012 0.750% 01/12/2018	3137EADN6	25,000,000.00	BK AMER		99.82	24,955,750.00	285,500.00	143,098.75	2.74	2.74	0.81
FHLB NOTES DTD 02/27/2015 1.125% 04/25/2018	3130A4GJ5	30,000,000.00	MORGANST		100.50	30,149,910.00	163,710.00	163,362.90	3.01	3.01	0.96
<b>Security Type Sub-Total</b>		<b>1,749,295,000.00</b>				<b>1,762,116,860.94</b>	<b>(4,311,545.51)</b>	<b>3,974,363.23</b>	<b>1.47</b>	<b>1.49</b>	<b>0.55</b>

<b>Corporate Note</b>											
WAL MART STORES INC. CORP NOTES DTD 10/25/2010 1.500% 10/25/2015	931142CX9	4,055,000.00	JPMCHASE		100.62	4,080,238.32	(46,616.28)	(172.91)	0.56	0.56	0.40
GENERAL ELECTRIC CO CORPORATE NOTES DTD 12/12/2012 1.000% 12/11/2015	36962G6M1	25,000,000.00	WELLSFAR		100.40	25,099,925.00	(27,325.00)	475.00	0.69	0.69	0.42
GENERAL ELEC CAP CORP (FLOATING) DTD 01/08/2013 0.851% 01/08/2016	36962G6Q2	25,000,000.00	JPMCHASE		100.44	25,109,450.00	(90,800.00)	26,821.00	0.25	0.77	0.30
GENERAL ELEC CAP CORP (FLOAT) DTD 01/14/2014 0.483% 01/14/2016	36962G7E8	20,450,000.00	JPMCHASE		100.14	20,478,221.00	3,885.50	16,028.91	0.25	0.79	0.32
GENERAL ELEC CAP CORP (FLOAT) DTD 02/08/2012 1.056% 02/08/2016	36962G5T7	5,035,000.00	VINING		100.58	5,064,197.97	(29,409.43)	2,405.93	0.25	0.85	0.37
WAL-MART STORES INC CORP NOTES DTD 04/22/2014 1.000% 04/21/2017	931142DN0	1,500,000.00	CITIGRP		100.45	1,506,697.50	6,922.50	6,852.60	2.02	2.02	0.78
<b>Security Type Sub-Total</b>		<b>81,040,000.00</b>				<b>81,338,729.79</b>	<b>(183,342.71)</b>	<b>52,410.53</b>	<b>0.43</b>	<b>0.77</b>	<b>0.36</b>



**Managed Account Fair Market Value & Analytics**

For the Month Ending **March 31, 2015**

**SAN BERNARDINO COUNTY - 76990800**

<b>Security Type/Description</b>	<b>Dated Date/Coupon/Maturity</b>	<b>CUSIP</b>	<b>Par</b>	<b>Broker</b>	<b>Next Call Date</b>	<b>Market Price</b>	<b>Market Value</b>	<b>Unreal G/L On Cost</b>	<b>Unreal G/L Amort Cost</b>	<b>Effective Duration</b>	<b>Duration to Worst at Mkt</b>	<b>YTM</b>
<b>Commercial Paper</b>												
JP MORGAN SECURITIES LLC COMM PAPER	-- 0.000% 04/01/2015	46640QR11	25,000,000.00	JPMCHASE		100.00	24,999,900.00	14,191.67	(100.00)	0.00	0.00	0.14
JP MORGAN SECURITIES LLC COMM PAPER	-- 0.000% 04/01/2015	46640OR11	25,000,000.00	JPMCHASE		100.00	24,999,900.00	13,170.83	(100.00)	0.00	0.00	0.14
BANK OF TOKYO MITSUBISHI COMM PAPER	-- 0.000% 04/01/2015	06538CR11	50,000,000.00	MORGANST		100.00	49,999,800.00	16,161.11	(200.00)	0.00	0.00	0.14
BNP PARIBAS FINANCE INC COMM PAPER	-- 0.000% 04/01/2015	0556N1R13	90,000,000.00	BNP DIR		100.00	89,999,730.00	(195.00)	(270.00)	0.00	0.00	0.11
CREDIT AGRICOLE CIB NY COMM PAPER	-- 0.000% 04/01/2015	22533UR13	100,000,000.00	CREDITAG		100.00	99,999,800.00	(88.89)	(200.00)	0.00	0.00	0.07
US BANK NA INT BEAR COMM PAPER	DTD 03/31/2015 0.100% 04/01/2015	90349OZK2	200,000,000.00	US BANK		100.00	200,000,000.00	0.00	0.00	0.00	0.00	0.10
EXXON MOBIL CORP COMM PAPER	-- 0.000% 04/10/2015	30229BRA7	50,000,000.00	EXXON		100.00	49,998,600.00	15,711.11	350.00	0.03	0.03	0.10
BANK OF TOKYO MITSUBISHI LTD COMM PAPER	-- 0.000% 04/15/2015	06538CRF0	40,000,000.00	BTM_DIR		99.99	39,997,240.00	11,940.00	506.80	0.04	0.04	0.17
TOYOTA MOTOR CREDIT CORP COMM PAPER	-- 0.000% 04/24/2015	89233HRO9	25,000,000.00	TOYOTA		99.99	24,998,725.00	7,058.33	1,120.75	0.07	0.07	0.08
TOYOTA MOTOR CREDIT CORP COMM PAPER	-- 0.000% 04/24/2015	89233HRO9	50,000,000.00	TOYOTA		99.99	49,997,450.00	23,700.00	3,200.00	0.07	0.07	0.08
BANK OF TOKYO MITSUBISHI UFJ COMM PAPER	-- 0.000% 04/24/2015	06538CRQ6	50,000,000.00	BTM_DIR		99.99	49,994,200.00	21,352.78	1,547.00	0.07	0.07	0.17
TOYOTA MOTOR CREDIT CORP COMM PAPER	-- 0.000% 05/01/2015	89233HS13	25,000,000.00	TOYOTA		99.99	24,998,250.00	23,805.56	2,416.75	0.08	0.08	0.08
TOYOTA MOTOR CREDIT CORP COMM PAPER	-- 0.000% 05/01/2015	89233HS13	25,000,000.00	TOYOTA		99.99	24,998,250.00	18,111.11	2,416.75	0.08	0.08	0.08



**Managed Account Fair Market Value & Analytics**

For the Month Ending **March 31, 2015**

**SAN BERNARDINO COUNTY - 76990800**

<b>Security Type/Description</b> <b>Dated Date/Coupon/Maturity</b>	<b>CUSIP</b>	<b>Par</b>	<b>Broker</b>	<b>Next Call Date</b>	<b>Market Price</b>	<b>Market Value</b>	<b>Unreal G/L On Cost</b>	<b>Unreal G/L Amort Cost</b>	<b>Effective Duration</b>	<b>Duration to Worst at Mkt</b>	<b>YTM</b>
<b>Commercial Paper</b>											
GENERAL ELEC CAP CORP COMM PAPER -- 0.000% 05/07/2015	36959JS79	25,000,000.00	GE CO		99.99	24,997,425.00	18,119.44	2,425.00	0.10	0.10	0.10
BANK OF TOKYO MITS UFJ LTD COMM PAPER -- 0.000% 05/22/2015	06538CSN2	50,000,000.00	BTM_DIR		99.97	49,985,400.00	13,525.00	3,108.50	0.14	0.14	0.20
TOYOTA MOTOR CREDIT CORP COMM PAPER -- 0.000% 06/29/2015	89233HTV6	25,000,000.00	TOYOTA		99.97	24,993,125.00	20,791.67	7,958.25	0.25	0.25	0.11
TOYOTA MOTOR CREDIT CORP COMM PAPER -- 0.000% 09/01/2015	89233HW18	25,000,000.00	TOYOTA		99.94	24,983,750.00	39,166.67	15,625.00	0.42	0.42	0.15
TOYOTA MOTOR CREDIT CORP COMM PAPER -- 0.000% 09/01/2015	89233HW18	25,000,000.00	TOYOTA		99.94	24,983,750.00	38,416.67	17,750.00	0.42	0.42	0.15
<b>Security Type Sub-Total</b>		<b>905,000,000.00</b>				<b>904,925,295.00</b>	<b>294,938.06</b>	<b>57,554.80</b>	<b>0.06</b>	<b>0.06</b>	<b>0.12</b>

<b>Certificate of Deposit</b>											
BANK OF NOVA SCOTIA HOUSTON CERT DEPOS DTD 03/31/2014 0.280% 04/01/2015	06417HHV1	25,000,000.00	BNS		100.00	25,000,192.50	192.50	192.50	0.00	0.00	0.14
SVENSKA HANDELSBANKEN NY CERT DEPOS DTD 02/04/2015 0.160% 04/27/2015	86958DNU2	25,000,000.00	SVENSKA		100.00	24,999,735.00	(265.00)	(265.00)	0.07	0.07	0.17
WELLS FARGO BANK NA CERT DEPOS DTD 10/08/2014 0.230% 05/01/2015	94988EAK4	25,000,000.00	WELLSFAR		100.01	25,002,490.00	2,490.00	2,490.00	0.08	0.08	0.17
WELLS FARGO BANK NA CERT DEPOS DTD 11/19/2014 0.230% 05/19/2015	94988EB72	25,000,000.00	WELLSFAR		100.01	25,001,892.50	1,892.50	1,892.50	0.13	0.13	0.20
BANK OF MONTREAL CHICAGO CERT DEPOS DTD 03/06/2015 0.180% 06/01/2015	06366CXL7	25,000,000.00	BMO_DIR		99.98	24,996,201.50	(3,798.50)	(3,798.50)	0.17	0.17	0.22
SVENSKA HANDELSBANKEN NY CERT DEPOS DTD 03/02/2015 0.175% 06/01/2015	86958DQD7	50,000,000.00	SVENSKA		99.98	49,991,541.50	(8,458.50)	(8,458.50)	0.17	0.17	0.22



**Managed Account Fair Market Value & Analytics**

For the Month Ending **March 31, 2015**

**SAN BERNARDINO COUNTY - 76990800**

<b>Security Type/Description</b>	<b>Dated Date/Coupon/Maturity</b>	<b>CUSIP</b>	<b>Par</b>	<b>Broker</b>	<b>Next Call Date</b>	<b>Market Price</b>	<b>Market Value</b>	<b>Unreal G/L On Cost</b>	<b>Unreal G/L Amort Cost</b>	<b>Effective Duration</b>	<b>Duration to Worst at Mkt</b>	<b>YTM</b>
<b>Certificate of Deposit</b>												
SVENSKA HANDELSBANKEN NY CERT DEPOS	DTD 03/26/2015 0.155% 06/01/2015	86958DRN4	50,000,000.00	SVENSKA		99.98	49,988,109.00	(11,891.00)	(11,891.00)	0.17	0.17	0.22
SVENSKA HANDELSBANKEN NY CERT DEPOS	DTD 03/03/2015 0.175% 06/01/2015	86958DOE5	75,000,000.00	SVENSKA		99.98	74,987,313.00	(12,687.00)	(12,687.00)	0.17	0.17	0.22
WELLS FARGO BANK NA CERT DEPOS	DTD 12/04/2014 0.230% 06/03/2015	94988EC97	25,000,000.00	WELLSFAR		100.00	25,000,155.00	155.00	155.00	0.18	0.18	0.23
NORDEA BANK FINLAND NY CERT DEPOS	DTD 03/25/2015 0.175% 06/30/2015	65558LCH3	50,000,000.00	MORGANST		99.95	49,973,613.00	(26,387.00)	(26,387.00)	0.25	0.25	0.28
BANK OF MONTREAL CHICAGO CERT DEPOS	DTD 03/25/2015 0.180% 06/30/2015	06366CZH4	75,000,000.00	BMO_DIR		99.95	74,962,312.50	(37,687.50)	(37,687.50)	0.25	0.25	0.28
BANK OF NOVA SCOTIA HOUSTON CERT DEPOS	DTD 06/30/2014 0.280% 07/01/2015	06417HPC4	25,000,000.00	BNS		100.00	24,999,753.25	(246.75)	(246.75)	0.25	0.25	0.28
TORONTO DOMINION BANK NY CERT DEPOS	DTD 09/09/2014 0.300% 07/01/2015	89112UVH1	25,000,000.00	ICAP		100.01	25,002,337.50	2,337.50	2,337.50	0.25	0.25	0.28
SWEDBANK NY CERT DEPOS	DTD 03/26/2015 0.190% 07/01/2015	87019TK76	25,000,000.00	DIRECT		99.95	24,988,420.50	(11,579.50)	(11,579.50)	0.25	0.25	0.28
NORDEA BANK FINLAND NY CERT DEPOS	DTD 03/04/2015 0.185% 07/01/2015	65558LBP6	50,000,000.00	WELLSFAR		99.95	49,975,549.00	(24,451.00)	(24,451.00)	0.25	0.25	0.28
BANK OF NOVA SCOTIA HOUSTON CERT DEPOS	DTD 07/15/2014 0.290% 07/15/2015	06417HOJ8	25,000,000.00	BNS		100.00	24,999,151.00	(849.00)	(849.00)	0.29	0.29	0.29
TORONTO DOMINION BANK NY CERT DEPOS	DTD 07/17/2014 0.300% 07/20/2015	89112UPE5	25,000,000.00	TOR DOM		100.00	24,999,883.25	(116.75)	(116.75)	0.30	0.30	0.30
ROYAL BANK OF CANADA NY CERT DEPOS	DTD 07/24/2014 0.265% 07/24/2015	78009NRR9	25,000,000.00	DIRECT		99.97	24,993,697.00	(6,303.00)	(6,303.00)	0.31	0.31	0.30
BANK OF NOVA SCOTIA HOUSTON CERT DEPOS	DTD 07/31/2014 0.300% 08/03/2015	06417HQY5	25,000,000.00	BNS		99.99	24,997,478.75	(2,521.25)	(2,521.25)	0.34	0.34	0.31



**Managed Account Fair Market Value & Analytics**

For the Month Ending **March 31, 2015**

**SAN BERNARDINO COUNTY - 76990800**

<b>Security Type/Description</b>	<b>Dated Date/Coupon/Maturity</b>	<b>CUSIP</b>	<b>Par</b>	<b>Broker</b>	<b>Next Call Date</b>	<b>Market Price</b>	<b>Market Value</b>	<b>Unreal G/L On Cost</b>	<b>Unreal G/L Amort Cost</b>	<b>Effective Duration</b>	<b>Duration to Worst at Mkt</b>	<b>YTM</b>
<b>Certificate of Deposit</b>												
TORONTO DOMINION BANK NY CERT DEPOS	DTD 09/30/2014 0.350% 10/01/2015	89112UYE5	25,000,000.00	TOR DOM		99.81	24,953,290.75	(46,709.25)	(46,709.25)	0.50	0.50	0.37
WESTPAC BANKING CORP NY CERT DEPOS	DTD 10/17/2014 0.310% 11/02/2015	96121TXW3	25,000,000.00	WELLSFAR		99.77	24,943,598.25	(56,401.75)	(56,401.75)	0.59	0.59	0.41
TORONTO DOMINION BANK NY CERT DEPOS	DTD 10/29/2014 0.320% 11/02/2015	89112UG47	25,000,000.00	TOR DOM		99.79	24,946,379.25	(53,620.75)	(53,620.75)	0.59	0.59	0.41
WESTPAC BANKING CORP NY CERT DEPOS	DTD 11/10/2014 0.330% 11/02/2015	96121TYE2	25,000,000.00	ICAP		99.82	24,954,809.75	(45,190.25)	(45,190.25)	0.59	0.59	0.41
WESTPAC BANKING CORP NY CERT DEPOS	DTD 11/17/2014 0.340% 11/17/2015	96121TYF9	25,000,000.00	ICAP		99.95	24,987,060.50	(12,939.50)	(12,939.50)	0.63	0.63	0.42
TORONTO DOMINION BANK NY CERT DEPOS	DTD 11/26/2014 0.320% 11/30/2015	89112US44	25,000,000.00	TOR DOM		99.76	24,939,611.00	(60,389.00)	(60,389.00)	0.67	0.67	0.44
WESTPAC BANKING CORP NY CERT DEPOS	DTD 12/04/2014 0.370% 12/04/2015	96121TYG7	25,000,000.00	ICAP		99.95	24,988,216.50	(11,783.50)	(11,783.50)	0.68	0.68	0.44
BANK OF NOVA SCOTIA HOUSTON CERT DEPOS	DTD 12/10/2014 0.360% 12/10/2015	06417HXP6	25,000,000.00	BNS		99.94	24,985,024.50	(14,975.50)	(14,975.50)	0.69	0.69	0.45
TORONTO DOMINION BANK NY CERT DEPOS	DTD 12/16/2014 0.400% 01/04/2016	89112U3A7	25,000,000.00	ICAP		99.74	24,934,860.75	(65,139.25)	(65,139.25)	0.76	0.76	0.48
BANK OF NOVA SCOTIA HOUSTON CERT DEPOS	DTD 12/29/2014 0.420% 01/04/2016	06417HYK6	25,000,000.00	BNS		99.74	24,936,179.50	(63,820.50)	(63,820.50)	0.76	0.76	0.48
WESTPAC BANKING CORP NY CERT DEPOS	DTD 01/02/2015 0.460% 01/04/2016	96121TYQ5	25,000,000.00	UBS AG		99.76	24,938,795.50	(61,204.50)	(61,204.50)	0.76	0.76	0.48
TORONTO DOMINION BANK NY CERT DEPOS	DTD 01/09/2015 0.440% 01/15/2016	89112U6H9	25,000,000.00	TOR DOM		99.95	24,986,702.25	(13,297.75)	(13,297.75)	0.80	0.80	0.50
BMO HARRIS BANK NA CERT DEPOS	DTD 01/23/2015 0.450% 02/01/2016	05574BDQ0	25,000,000.00	BMOHAR		99.93	24,981,745.50	(18,254.50)	(18,254.50)	0.85	0.85	0.53



**Managed Account Fair Market Value & Analytics**

For the Month Ending **March 31, 2015**

**SAN BERNARDINO COUNTY - 76990800**

<b>Security Type/Description</b> <b>Dated Date/Coupon/Maturity</b>	<b>CUSIP</b>	<b>Par</b>	<b>Broker</b>	<b>Next Call Date</b>	<b>Market Price</b>	<b>Market Value</b>	<b>Unreal G/L On Cost</b>	<b>Unreal G/L Amort Cost</b>	<b>Effective Duration</b>	<b>Duration to Worst at Mkt</b>	<b>YTM</b>
<b>Certificate of Deposit</b>											
BANK OF NOVA SCOTIA HOUSTON CERT DEPOS DTD 01/28/2015 0.410% 02/01/2016	06417HA30	25,000,000.00	MORGANST		99.70	24,923,944.25	(76,055.75)	(76,055.75)	0.84	0.84	0.53
BMO HARRIS BANK NA CERT DEPOS DTD 01/30/2015 0.450% 02/01/2016	05574BDS6	25,000,000.00	HSBC		99.71	24,927,333.75	(72,666.25)	(72,666.25)	0.84	0.84	0.53
TORONTO DOMINION BANK NY CERT DEPOS DTD 02/03/2015 0.400% 02/01/2016	89113ECF1	25,000,000.00	TOR DOM		99.83	24,957,191.75	(42,808.25)	(42,808.25)	0.84	0.84	0.53
<b>Security Type Sub-Total</b>		<b>1,075,000,000.00</b>				<b>1,074,144,569.50</b>	<b>(855,430.50)</b>	<b>(855,430.50)</b>	<b>0.39</b>	<b>0.39</b>	<b>0.33</b>
<b>Bank Deposit Account</b>											
STONECASTLE FICA	FICAMF003	50,000,000.00	OTHER		1.00	50,000,000.00	0.00	0.00	0.00	0.00	0.15
<b>Security Type Sub-Total</b>		<b>50,000,000.00</b>				<b>50,000,000.00</b>	<b>0.00</b>	<b>0.00</b>	<b>0.00</b>	<b>0.00</b>	<b>0.15</b>
<b>Managed Account Sub-Total</b>		<b>4,725,335,000.00</b>				<b>4,743,817,625.23</b>	<b>(7,052,077.87)</b>	<b>5,730,194.31</b>	<b>0.87</b>	<b>0.89</b>	<b>0.37</b>
<b>Securities Sub-Total</b>		<b>\$4,725,335,000.00</b>				<b>\$4,743,817,625.23</b>	<b>(\$7,052,077.87)</b>	<b>\$5,730,194.31</b>	<b>0.87</b>	<b>0.89</b>	<b>0.37%</b>
<b>Accrued Interest</b>						<b>\$7,030,514.30</b>					
<b>Total Investments</b>						<b>\$4,750,848,139.53</b>					

Bolded items are forward settling trades.



**Managed Account Security Transactions & Interest**

For the Month Ending **March 31, 2015**

**SAN BERNARDINO COUNTY - 76990800**

Transaction Type		Security Description	CUSIP	Par	Principal Proceeds	Accrued Interest	Total	Realized G/L Cost	Realized G/L Amort Cost	Sale Method
Trade	Settle									
<b>BUY</b>										
02/27/15	03/02/15	BANK OF TOKYO MITS UFJ LTD COMM PAPER -- 0.000% 05/22/2015	06538CSN2	50,000,000.00	(49,971,875.00)	0.00	(49,971,875.00)			
03/02/15	03/02/15	SVENSKA HANDELSBANKEN NY CERT DEPOS DTD 03/02/2015 0.175% 06/01/2015	86958DOD7	50,000,000.00	(50,000,000.00)	0.00	(50,000,000.00)			
03/02/15	03/02/15	US BANK NA INT BEAR COMM PAPER DTD 03/02/2015 0.100% 03/03/2015	90349QXF5	150,000,000.00	(150,000,000.00)	0.00	(150,000,000.00)			
03/02/15	03/02/15	CREDIT AGRICOLE CIB NY COMM PAPER -- 0.000% 03/03/2015	22533UO30	176,000,000.00	(175,999,364.44)	0.00	(175,999,364.44)			
03/03/15	03/03/15	SVENSKA HANDELSBANKEN NY CERT DEPOS DTD 03/03/2015 0.175% 06/01/2015	86958DQE5	75,000,000.00	(75,000,000.00)	0.00	(75,000,000.00)			
03/03/15	03/03/15	CREDIT AGRICOLE CIB NY COMM PAPER -- 0.000% 03/04/2015	22533UO48	150,000,000.00	(149,999,458.33)	0.00	(149,999,458.33)			
03/03/15	03/03/15	US BANK NA INT BEAR COMM PAPER DTD 03/03/2015 0.100% 03/04/2015	90349QXJ7	150,000,000.00	(150,000,000.00)	0.00	(150,000,000.00)			
03/03/15	03/17/15	FHLB NOTES (CALLABLE) DTD 03/17/2015 0.800% 03/17/2017	3130A4GT3	50,000,000.00	(49,955,000.00)	0.00	(49,955,000.00)			
03/04/15	03/04/15	CREDIT AGRICOLE CIB NY COMM PAPER -- 0.000% 03/05/2015	22533UQ55	68,000,000.00	(67,999,754.44)	0.00	(67,999,754.44)			
03/04/15	03/04/15	FFCB NOTES DTD 02/25/2015 1.000% 09/25/2017	3133EEOX1	25,000,000.00	(25,010,711.25)	(6,250.00)	(25,016,961.25)			
03/04/15	03/04/15	NORDEA BANK FINLAND NY CERT DEPOS DTD 03/04/2015 0.185% 07/01/2015	65558LBP6	50,000,000.00	(50,000,000.00)	0.00	(50,000,000.00)			
03/04/15	03/04/15	US BANK NA INT BEAR COMM PAPER DTD 03/04/2015 0.100% 03/05/2015	90349QXN8	150,000,000.00	(150,000,000.00)	0.00	(150,000,000.00)			
03/05/15	03/05/15	US BANK NA INT BEAR COMM PAPER DTD 03/05/2015 0.100% 03/06/2015	90349QXQ1	150,000,000.00	(150,000,000.00)	0.00	(150,000,000.00)			



**Managed Account Security Transactions & Interest**

For the Month Ending **March 31, 2015**

**SAN BERNARDINO COUNTY - 76990800**

Transaction Type		Security Description	CUSIP	Par	Principal Proceeds	Accrued Interest	Total	Realized G/L Cost	Realized G/L Amort Cost	Sale Method
Trade	Settle									
<b>BUY</b>										
03/05/15	03/05/15	CREDIT AGRICOLE CIB NY COMM PAPER -- 0.000% 03/06/2015	22533UQ63	32,000,000.00	(31,999,884.44)	0.00	(31,999,884.44)			
03/05/15	03/06/15	BANK OF MONTREAL CHICAGO CERT DEPOS DTD 03/06/2015 0.180% 06/01/2015	06366CXL7	25,000,000.00	(25,000,000.00)	0.00	(25,000,000.00)			
03/06/15	03/06/15	CREDIT AGRICOLE CIB NY COMM PAPER -- 0.000% 03/09/2015	22533UQ97	12,000,000.00	(11,999,870.00)	0.00	(11,999,870.00)			
03/06/15	03/06/15	US BANK NA INT BEAR COMM PAPER DTD 03/06/2015 0.100% 03/09/2015	90349QXT5	150,000,000.00	(150,000,000.00)	0.00	(150,000,000.00)			
03/09/15	03/09/15	US BANK NA INT BEAR COMM PAPER DTD 03/09/2015 0.100% 03/10/2015	90349QXV0	150,000,000.00	(150,000,000.00)	0.00	(150,000,000.00)			
03/09/15	03/09/15	CREDIT AGRICOLE CIB NY COMM PAPER -- 0.000% 03/10/2015	22533UOA4	15,000,000.00	(14,999,945.83)	0.00	(14,999,945.83)			
03/10/15	03/10/15	US BANK NA INT BEAR COMM PAPER DTD 03/10/2015 0.100% 03/11/2015	90349QXZ1	150,000,000.00	(150,000,000.00)	0.00	(150,000,000.00)			
03/10/15	03/10/15	CREDIT AGRICOLE CIB NY COMM PAPER -- 0.000% 03/11/2015	22533UOB2	12,000,000.00	(11,999,956.67)	0.00	(11,999,956.67)			
03/11/15	03/11/15	CREDIT AGRICOLE CIB NY COMM PAPER -- 0.000% 03/12/2015	22533UQC0	12,000,000.00	(11,999,956.67)	0.00	(11,999,956.67)			
03/11/15	03/11/15	US BANK NA INT BEAR COMM PAPER DTD 03/11/2015 0.100% 03/12/2015	90349QYD9	150,000,000.00	(150,000,000.00)	0.00	(150,000,000.00)			
03/12/15	03/12/15	US BANK NA INT BEAR COMM PAPER DTD 03/12/2015 0.100% 03/13/2015	90349QYG2	150,000,000.00	(150,000,000.00)	0.00	(150,000,000.00)			
03/12/15	03/12/15	CREDIT AGRICOLE CIB NY COMM PAPER -- 0.000% 03/13/2015	22533UOD8	12,000,000.00	(11,999,956.67)	0.00	(11,999,956.67)			
03/13/15	03/13/15	US BANK NA INT BEAR COMM PAPER DTD 03/13/2015 0.100% 03/16/2015	90349QYH0	150,000,000.00	(150,000,000.00)	0.00	(150,000,000.00)			





**Managed Account Security Transactions & Interest**

For the Month Ending **March 31, 2015**

**SAN BERNARDINO COUNTY - 76990800**

Transaction Type		Security Description	CUSIP	Par	Principal Proceeds	Accrued Interest	Total	Realized G/L Cost	Realized G/L Amort Cost	Sale Method
Trade	Settle									
<b>BUY</b>										
03/13/15	03/13/15	CREDIT AGRICOLE CIB NY COMM PAPER -- 0.000% 03/16/2015	22533UQG1	7,000,000.00	(6,999,924.17)	0.00	(6,999,924.17)			
03/16/15	03/16/15	CREDIT AGRICOLE CIB NY COMM PAPER -- 0.000% 03/17/2015	22533UOH9	15,000,000.00	(14,999,945.83)	0.00	(14,999,945.83)			
03/16/15	03/16/15	US BANK NA INT BEAR COMM PAPER DTD 03/16/2015 0.100% 03/17/2015	90349QYJ6	150,000,000.00	(150,000,000.00)	0.00	(150,000,000.00)			
03/17/15	03/17/15	US BANK NA INT BEAR COMM PAPER DTD 03/17/2015 0.100% 03/18/2015	90349QYN7	115,000,000.00	(115,000,000.00)	0.00	(115,000,000.00)			
03/18/15	03/18/15	US BANK NA INT BEAR COMM PAPER DTD 03/18/2015 0.100% 03/19/2015	90349QYQ0	83,000,000.00	(83,000,000.00)	0.00	(83,000,000.00)			
03/19/15	03/19/15	US BANK NA INT BEAR COMM PAPER DTD 03/19/2015 0.100% 03/20/2015	90349QYT4	125,000,000.00	(125,000,000.00)	0.00	(125,000,000.00)			
03/20/15	03/20/15	US BANK NA INT BEAR COMM PAPER DTD 03/20/2015 0.100% 03/23/2015	90349QYW7	130,000,000.00	(130,000,000.00)	0.00	(130,000,000.00)			
03/23/15	03/23/15	US BANK NA INT BEAR COMM PAPER DTD 03/23/2015 0.100% 03/24/2015	90349QYZ0	115,000,000.00	(115,000,000.00)	0.00	(115,000,000.00)			
03/24/15	03/24/15	CREDIT AGRICOLE CIB NY COMM PAPER -- 0.000% 03/25/2015	22533UOR7	145,000,000.00	(144,999,476.39)	0.00	(144,999,476.39)			
03/24/15	03/24/15	US BANK NA INT BEAR COMM PAPER DTD 03/24/2015 0.100% 03/25/2015	90349QZA4	150,000,000.00	(150,000,000.00)	0.00	(150,000,000.00)			
03/24/15	03/25/15	NORDEA BANK FINLAND NY CERT DEPOS DTD 03/25/2015 0.175% 06/30/2015	65558LCH3	50,000,000.00	(50,000,000.00)	0.00	(50,000,000.00)			
03/24/15	03/25/15	BANK OF MONTREAL CHICAGO CERT DEPOS DTD 03/25/2015 0.180% 06/30/2015	06366CZH4	75,000,000.00	(75,000,000.00)	0.00	(75,000,000.00)			
<b>03/24/15</b>	<b>04/14/15</b>	<b>FHLMC NOTES (CALLABLE) DTD 04/14/2015 0.800% 04/14/2017</b>	<b>3134G6PN7</b>	<b>50,000,000.00</b>	<b>(50,000,000.00)</b>	<b>0.00</b>	<b>(50,000,000.00)</b>			
03/25/15	03/25/15	US BANK NA INT BEAR COMM PAPER DTD 03/25/2015 0.100% 03/26/2015	90349QZC0	150,000,000.00	(150,000,000.00)	0.00	(150,000,000.00)			



**Managed Account Security Transactions & Interest**

For the Month Ending **March 31, 2015**

**SAN BERNARDINO COUNTY - 76990800**

Transaction Type		Security Description	CUSIP	Par	Principal Proceeds	Accrued Interest	Total	Realized G/L Cost	Realized G/L Amort Cost	Sale Method
Trade	Settle									
<b>BUY</b>										
03/25/15	03/25/15	CREDIT AGRICOLE CIB NY COMM PAPER -- 0.000% 03/26/2015	22533UQS5	30,000,000.00	(29,999,891.67)	0.00	(29,999,891.67)			
03/26/15	03/26/15	SVENSKA HANDELSBANKEN NY CERT DEPOS DTD 03/26/2015 0.155% 06/01/2015	86958DRN4	50,000,000.00	(50,000,000.00)	0.00	(50,000,000.00)			
03/26/15	03/26/15	NATIXIS US BRANCH COMM PAPER -- 0.000% 03/27/2015	63873KQT7	40,000,000.00	(39,999,855.56)	0.00	(39,999,855.56)			
03/26/15	03/26/15	SWEDBANK NY CERT DEPOS DTD 03/26/2015 0.190% 07/01/2015	87019TK76	25,000,000.00	(25,000,000.00)	0.00	(25,000,000.00)			
03/26/15	03/26/15	US BANK NA INT BEAR COMM PAPER DTD 03/26/2015 0.100% 03/27/2015	90349QZE6	200,000,000.00	(200,000,000.00)	0.00	(200,000,000.00)			
03/26/15	03/26/15	CREDIT AGRICOLE CIB NY COMM PAPER -- 0.000% 03/27/2015	22533UOT3	200,000,000.00	(199,999,277.78)	0.00	(199,999,277.78)			
03/26/15	03/27/15	FANNIE MAE GLOBAL NOTES DTD 04/16/2007 5.000% 05/11/2017	31359M7X5	50,000,000.00	(54,460,500.00)	(944,444.44)	(55,404,944.44)			
03/26/15	03/27/15	FHLB AGENCY DTD 03/06/2015 0.720% 03/06/2017	3130A4K27	50,000,000.00	(50,004,500.00)	(21,000.00)	(50,025,500.00)			
03/27/15	03/27/15	CREDIT AGRICOLE CIB NY COMM PAPER -- 0.000% 03/30/2015	22533UOW6	185,000,000.00	(184,997,995.83)	0.00	(184,997,995.83)			
03/27/15	03/27/15	US BANK NA INT BEAR COMM PAPER DTD 03/27/2015 0.100% 03/30/2015	90349QZF3	200,000,000.00	(200,000,000.00)	0.00	(200,000,000.00)			
03/30/15	03/30/15	CREDIT AGRICOLE CIB NY COMM PAPER -- 0.000% 03/31/2015	22533UOX4	200,000,000.00	(199,999,277.78)	0.00	(199,999,277.78)			
03/30/15	03/30/15	US BANK NA INT BEAR COMM PAPER DTD 03/30/2015 0.100% 03/31/2015	90349QZJ5	200,000,000.00	(200,000,000.00)	0.00	(200,000,000.00)			
03/30/15	03/30/15	NATIXIS US BRANCH COMM PAPER -- 0.000% 03/31/2015	63873KOX8	10,000,000.00	(9,999,963.89)	0.00	(9,999,963.89)			
03/31/15	03/31/15	BNP PARIBAS FINANCE INC COMM PAPER -- 0.000% 04/01/2015	0556N1R13	90,000,000.00	(89,999,925.00)	0.00	(89,999,925.00)			



**Managed Account Security Transactions & Interest**

For the Month Ending **March 31, 2015**

**SAN BERNARDINO COUNTY - 76990800**

Transaction Type	Trade	Settle	Security Description	CUSIP	Par	Principal Proceeds	Accrued Interest	Total	Realized G/L Cost	Realized G/L Amort Cost	Sale Method
<b>BUY</b>											
	03/31/15	03/31/15	CREDIT AGRICOLE CIB NY COMM PAPER -- 0.000% 04/01/2015	22533UR13	100,000,000.00	(99,999,888.89)	0.00	(99,999,888.89)			
	03/31/15	03/31/15	US BANK NA INT BEAR COMM PAPER DTD 03/31/2015 0.100% 04/01/2015	90349OZK2	200,000,000.00	(200,000,000.00)	0.00	(200,000,000.00)			

**Transaction Type Sub-Total** **5,504,000,000.00 (5,508,396,156.53) (971,694.44) (5,509,367,850.97)**

<b>INTEREST</b>											
	03/09/15	03/09/15	FHLB NOTES DTD 08/26/2010 2.000% 09/09/2016	313370TW8	25,000,000.00	0.00	250,000.00	250,000.00			
	03/10/15	03/10/15	FHLB NOTES DTD 02/06/2012 0.875% 03/10/2017	3133782N0	25,000,000.00	0.00	109,375.00	109,375.00			
	03/15/15	03/15/15	FANNIE MAE GLOBAL NOTES DTD 01/18/2011 2.250% 03/15/2016	3135G0AL7	50,000,000.00	0.00	562,500.00	562,500.00			
	03/15/15	03/15/15	US TREASURY NOTES DTD 03/15/2012 0.375% 03/15/2015	912828SK7	25,000,000.00	0.00	46,875.00	46,875.00			
	03/15/15	03/15/15	FANNIE MAE GLOBAL NOTES DTD 01/18/2011 2.250% 03/15/2016	3135G0AL7	50,000,000.00	0.00	562,500.00	562,500.00			
	03/17/15	03/17/15	FFCB (FLOATING) NOTES DTD 04/17/2014 0.227% 04/17/2017	3133EDJX1	25,000,000.00	0.00	4,336.11	4,336.11			
	03/18/15	03/18/15	FHLMC NOTES (EX-CALLABLE) DTD 03/18/2013 0.420% 09/18/2015	3134G36F2	25,000,000.00	0.00	52,500.00	52,500.00			
	03/19/15	03/19/15	FHLB NOTES DTD 09/19/2014 0.300% 12/18/2015	3130A32K9	25,000,000.00	0.00	37,500.00	37,500.00			
	03/25/15	03/25/15	FHLMC NOTES (EX-CALLABLE) DTD 09/25/2012 0.500% 09/25/2015	3134G3L24	15,000,000.00	0.00	37,500.00	37,500.00			
	03/25/15	03/25/15	FFCB NOTES DTD 02/25/2015 1.000% 09/25/2017	3133EEQX1	25,000,000.00	0.00	20,833.33	20,833.33			
	03/25/15	03/25/15	FHLMC NOTES (EX-CALLABLE) DTD 09/25/2012 0.500% 09/25/2015	3134G3L24	15,000,000.00	0.00	37,500.00	37,500.00			
	03/25/15	03/25/15	FHLMC NOTES (EX-CALLABLE) DTD 09/25/2012 0.500% 09/25/2015	3134G3L24	20,000,000.00	0.00	50,000.00	50,000.00			
	03/26/15	03/26/15	FNMA NOTES AGENCY (EX-CALLABLE) DTD 03/26/2013 0.625% 09/26/2016	3135G0VX8	25,000,000.00	0.00	78,125.00	78,125.00			



## Managed Account Security Transactions & Interest

For the Month Ending **March 31, 2015**

**SAN BERNARDINO COUNTY - 76990800**

Transaction Type	Trade	Settle	Security Description	CUSIP	Par	Principal Proceeds	Accrued Interest	Total	Realized G/L Cost	Realized G/L Amort Cost	Sale Method
<b>INTEREST</b>											
	03/27/15	03/27/15	FNMA NOTES DTD 08/25/2014 1.000% 09/27/2017	3135G0ZL0	10,000,000.00	0.00	50,000.00	50,000.00			
	03/27/15	03/27/15	FFCB (FLOATING) NOTES DTD 02/27/2014 0.231% 02/27/2017	3133EDFW7	30,000,000.00	0.00	5,296.67	5,296.67			
	03/28/15	03/28/15	FHLB NOTES DTD 08/07/2014 0.500% 09/28/2016	3130A2T97	15,000,000.00	0.00	37,500.00	37,500.00			
	03/29/15	03/29/15	FHLB NOTES DTD 09/03/2014 1.100% 09/29/2017	3130A2XL5	25,000,000.00	0.00	137,500.00	137,500.00			
	03/29/15	03/29/15	FHLB NOTES DTD 09/03/2014 1.100% 09/29/2017	3130A2XL5	15,000,000.00	0.00	82,500.00	82,500.00			
	03/30/15	03/30/15	FANNIE MAE GLOBAL NOTES DTD 02/15/2013 0.500% 03/30/2016	3135G0VA8	40,000,000.00	0.00	100,000.00	100,000.00			
	03/31/15	03/31/15	US TREASURY NOTES DTD 03/31/2011 2.250% 03/31/2016	912828OA1	25,000,000.00	0.00	281,250.00	281,250.00			
	03/31/15	03/31/15	FEDERATED GOVT OBLIGATIONS FUND	60934N104	0.00	0.00	93.31	93.31			
	03/31/15	03/31/15	STONECASTLE FICA	FICAMF003	0.00	0.00	6,365.52	6,365.52			
	03/31/15	03/31/15	CALIFORNIA ASSET MANAGEMENT PROGRAM	CAMPMF025	0.00	0.00	2,785.56	2,785.56			
	03/31/15	03/31/15	FIDELITY GOV'T MM FUND 57	316175108	0.00	0.00	118.92	118.92			
	03/31/15	03/31/15	US TREASURY NOTES DTD 03/31/2012 1.000% 03/31/2017	912828SM3	25,000,000.00	0.00	125,000.00	125,000.00			
<b>Transaction Type Sub-Total</b>					<b>535,000,000.00</b>	<b>0.00</b>	<b>2,677,954.42</b>	<b>2,677,954.42</b>			

<b>MATURITY</b>											
	03/02/15	03/02/15	US BANK NA INT BEAR COMM PAPER DTD 02/27/2015 0.100% 03/02/2015	90349QXB4	150,000,000.00	150,000,000.00	1,250.00	150,001,250.00	0.00	0.00	
	03/02/15	03/02/15	CREDIT AGRICOLE CIB NY COMM PAPER -- 0.000% 03/02/2015	22533UQ22	150,000,000.00	150,000,000.00	0.00	150,000,000.00	750.00	0.00	
	03/02/15	03/02/15	NORDEA BANK FINLAND NY CERT DEPOS DTD 12/02/2014 0.170% 03/02/2015	65558E6U7	50,000,000.00	50,000,000.00	21,250.00	50,021,250.00	0.00	0.00	



**Managed Account Security Transactions & Interest**

For the Month Ending **March 31, 2015**

**SAN BERNARDINO COUNTY - 76990800**

Transaction Type		Security Description	CUSIP	Par	Principal Proceeds	Accrued Interest	Total	Realized G/L Cost	Realized G/L Amort Cost	Sale Method
Trade	Settle									
<b>MATURITY</b>										
03/02/15	03/02/15	JP MORGAN SECURITIES LLC COMM PAPER -- 0.000% 03/02/2015	46640QQ20	25,000,000.00	25,000,000.00	0.00	25,000,000.00	12,638.89	0.00	
03/02/15	03/02/15	JP MORGAN SECURITIES LLC COMM PAPER -- 0.000% 03/02/2015	46640QQ20	20,000,000.00	20,000,000.00	0.00	20,000,000.00	10,500.00	0.00	
03/02/15	03/02/15	NATIXIS US BRANCH COMM PAPER -- 0.000% 03/02/2015	63873KQ26	130,000,000.00	130,000,000.00	0.00	130,000,000.00	541.66	0.00	
03/02/15	03/02/15	BANK OF NOVA SCOTIA HOUSTON CERT DEPOS DTD 12/29/2014 0.120% 03/02/2015	06417HYL4	25,000,000.00	25,000,000.00	5,250.00	25,005,250.00	0.00	0.00	
03/03/15	03/03/15	US BANK NA INT BEAR COMM PAPER DTD 03/02/2015 0.100% 03/03/2015	90349QXF5	150,000,000.00	150,000,000.00	416.67	150,000,416.67	0.00	0.00	
03/03/15	03/03/15	CREDIT AGRICOLE CIB NY COMM PAPER -- 0.000% 03/03/2015	22533UO30	176,000,000.00	176,000,000.00	0.00	176,000,000.00	635.56	0.00	
03/03/15	03/03/15	BANK OF MONTREAL CHICAGO CERT DEPOS DTD 12/02/2014 0.170% 03/03/2015	06366CMN5	25,000,000.00	25,000,000.00	10,743.06	25,010,743.06	0.00	0.00	
03/03/15	03/03/15	WELLS FARGO BANK NA CERT DEPOS DTD 08/27/2014 0.220% 03/03/2015	94988E6Z6	25,000,000.00	25,000,000.00	28,722.22	25,028,722.22	0.00	0.00	
03/04/15	03/04/15	US BANK NA INT BEAR COMM PAPER DTD 03/03/2015 0.100% 03/04/2015	90349QXJ7	150,000,000.00	150,000,000.00	416.67	150,000,416.67	0.00	0.00	
03/04/15	03/04/15	CREDIT AGRICOLE CIB NY COMM PAPER -- 0.000% 03/04/2015	22533UO48	150,000,000.00	150,000,000.00	0.00	150,000,000.00	541.67	0.00	
03/05/15	03/05/15	CREDIT AGRICOLE CIB NY COMM PAPER -- 0.000% 03/05/2015	22533UQ55	68,000,000.00	68,000,000.00	0.00	68,000,000.00	245.56	0.00	
03/05/15	03/05/15	US BANK NA INT BEAR COMM PAPER DTD 03/04/2015 0.100% 03/05/2015	90349QXN8	150,000,000.00	150,000,000.00	416.67	150,000,416.67	0.00	0.00	
03/06/15	03/06/15	US BANK NA INT BEAR COMM PAPER DTD 03/05/2015 0.100% 03/06/2015	90349QXQ1	150,000,000.00	150,000,000.00	416.67	150,000,416.67	0.00	0.00	



## Managed Account Security Transactions & Interest

For the Month Ending **March 31, 2015**

**SAN BERNARDINO COUNTY - 76990800**

Transaction Type		Security Description	CUSIP	Par	Principal Proceeds	Accrued Interest	Total	Realized G/L Cost	Realized G/L Amort Cost	Sale Method
Trade	Settle									
<b>MATURITY</b>										
03/06/15	03/06/15	BANK OF MONTREAL CHICAGO CERT DEPOS DTD 12/11/2014 0.170% 03/06/2015	06366CPQ5	30,000,000.00	30,000,000.00	12,041.67	30,012,041.67	0.00	0.00	
03/06/15	03/06/15	CREDIT AGRICOLE CIB NY COMM PAPER -- 0.000% 03/06/2015	22533UO63	32,000,000.00	32,000,000.00	0.00	32,000,000.00	115.56	0.00	
03/09/15	03/09/15	US BANK NA INT BEAR COMM PAPER DTD 03/06/2015 0.100% 03/09/2015	90349QXT5	150,000,000.00	150,000,000.00	1,250.00	150,001,250.00	0.00	0.00	
03/09/15	03/09/15	CREDIT AGRICOLE CIB NY COMM PAPER -- 0.000% 03/09/2015	22533UO97	12,000,000.00	12,000,000.00	0.00	12,000,000.00	130.00	0.00	
03/09/15	03/09/15	SVENSKA HANDELSBANKEN NY CERT DEPOS DTD 12/09/2014 0.170% 03/09/2015	86958DLW0	25,000,000.00	25,000,000.00	10,625.00	25,010,625.00	0.00	0.00	
03/10/15	03/10/15	CREDIT AGRICOLE CIB NY COMM PAPER -- 0.000% 03/10/2015	22533UOA4	15,000,000.00	15,000,000.00	0.00	15,000,000.00	54.17	0.00	
03/10/15	03/10/15	US BANK NA INT BEAR COMM PAPER DTD 03/09/2015 0.100% 03/10/2015	90349QXV0	150,000,000.00	150,000,000.00	416.67	150,000,416.67	0.00	0.00	
03/11/15	03/11/15	US BANK NA INT BEAR COMM PAPER DTD 03/10/2015 0.100% 03/11/2015	90349QXZ1	150,000,000.00	150,000,000.00	416.67	150,000,416.67	0.00	0.00	
03/11/15	03/11/15	CREDIT AGRICOLE CIB NY COMM PAPER -- 0.000% 03/11/2015	22533UQB2	12,000,000.00	12,000,000.00	0.00	12,000,000.00	43.33	0.00	
03/12/15	03/12/15	CREDIT AGRICOLE CIB NY COMM PAPER -- 0.000% 03/12/2015	22533UOC0	12,000,000.00	12,000,000.00	0.00	12,000,000.00	43.33	0.00	
03/12/15	03/12/15	US BANK NA INT BEAR COMM PAPER DTD 03/11/2015 0.100% 03/12/2015	90349OYD9	150,000,000.00	150,000,000.00	416.67	150,000,416.67	0.00	0.00	
03/13/15	03/13/15	US BANK NA INT BEAR COMM PAPER DTD 03/12/2015 0.100% 03/13/2015	90349OYG2	150,000,000.00	150,000,000.00	416.67	150,000,416.67	0.00	0.00	
03/13/15	03/13/15	CREDIT AGRICOLE CIB NY COMM PAPER -- 0.000% 03/13/2015	22533UQD8	12,000,000.00	12,000,000.00	0.00	12,000,000.00	43.33	0.00	



## Managed Account Security Transactions & Interest

For the Month Ending **March 31, 2015**

**SAN BERNARDINO COUNTY - 76990800**

Transaction Type		Security Description	CUSIP	Par	Principal Proceeds	Accrued Interest	Total	Realized G/L Cost	Realized G/L Amort Cost	Sale Method
Trade	Settle									
<b>MATURITY</b>										
03/15/15	03/15/15	US TREASURY NOTES DTD 03/15/2012 0.375% 03/15/2015	912828SK7	25,000,000.00	25,000,000.00	0.00	25,000,000.00	(57,617.19)	0.00	
03/16/15	03/16/15	CREDIT AGRICOLE CIB NY COMM PAPER -- 0.000% 03/16/2015	22533UOG1	7,000,000.00	7,000,000.00	0.00	7,000,000.00	75.83	0.00	
03/16/15	03/16/15	US BANK NA INT BEAR COMM PAPER DTD 03/13/2015 0.100% 03/16/2015	90349QYH0	150,000,000.00	150,000,000.00	1,250.00	150,001,250.00	0.00	0.00	
03/17/15	03/17/15	CREDIT AGRICOLE CIB NY COMM PAPER -- 0.000% 03/17/2015	22533UOH9	15,000,000.00	15,000,000.00	0.00	15,000,000.00	54.17	0.00	
03/17/15	03/17/15	US BANK NA INT BEAR COMM PAPER DTD 03/16/2015 0.100% 03/17/2015	90349QYJ6	150,000,000.00	150,000,000.00	416.67	150,000,416.67	0.00	0.00	
03/18/15	03/18/15	US BANK NA INT BEAR COMM PAPER DTD 03/17/2015 0.100% 03/18/2015	90349QYN7	115,000,000.00	115,000,000.00	319.44	115,000,319.44	0.00	0.00	
03/19/15	03/19/15	WESTPAC BANKING CORP NY CERT DEPOS DTD 03/25/2014 0.290% 03/19/2015	96121TV08	50,000,000.00	50,000,000.00	144,597.22	50,144,597.22	0.00	0.00	
03/19/15	03/19/15	US BANK NA INT BEAR COMM PAPER DTD 03/18/2015 0.100% 03/19/2015	90349QYO0	83,000,000.00	83,000,000.00	230.56	83,000,230.56	0.00	0.00	
03/20/15	03/20/15	US BANK NA INT BEAR COMM PAPER DTD 03/19/2015 0.100% 03/20/2015	90349QYT4	125,000,000.00	125,000,000.00	347.22	125,000,347.22	0.00	0.00	
03/23/15	03/23/15	US BANK NA INT BEAR COMM PAPER DTD 03/20/2015 0.100% 03/23/2015	90349QYW7	130,000,000.00	130,000,000.00	1,083.33	130,001,083.33	0.00	0.00	
03/24/15	03/24/15	US BANK NA INT BEAR COMM PAPER DTD 03/23/2015 0.100% 03/24/2015	90349QYZ0	115,000,000.00	115,000,000.00	319.44	115,000,319.44	0.00	0.00	
03/25/15	03/25/15	CREDIT AGRICOLE CIB NY COMM PAPER -- 0.000% 03/25/2015	22533UQR7	145,000,000.00	145,000,000.00	0.00	145,000,000.00	523.61	0.00	
03/25/15	03/25/15	US BANK NA INT BEAR COMM PAPER DTD 03/24/2015 0.100% 03/25/2015	90349QZA4	150,000,000.00	150,000,000.00	416.67	150,000,416.67	0.00	0.00	
03/26/15	03/26/15	US BANK NA INT BEAR COMM PAPER DTD 03/25/2015 0.100% 03/26/2015	90349QZC0	150,000,000.00	150,000,000.00	416.67	150,000,416.67	0.00	0.00	



## Managed Account Security Transactions & Interest

For the Month Ending **March 31, 2015**

**SAN BERNARDINO COUNTY - 76990800**

Transaction Type		Security Description	CUSIP	Par	Principal Proceeds	Accrued Interest	Total	Realized G/L Cost	Realized G/L Amort Cost	Sale Method
Trade	Settle									
<b>MATURITY</b>										
03/26/15	03/26/15	CREDIT AGRICOLE CIB NY COMM PAPER -- 0.000% 03/26/2015	22533UQS5	30,000,000.00	30,000,000.00	0.00	30,000,000.00	108.33	0.00	
03/27/15	03/27/15	NATIXIS US BRANCH COMM PAPER -- 0.000% 03/27/2015	63873KOT7	40,000,000.00	40,000,000.00	0.00	40,000,000.00	144.44	0.00	
03/27/15	03/27/15	US BANK NA INT BEAR COMM PAPER DTD 03/26/2015 0.100% 03/27/2015	90349QZE6	200,000,000.00	200,000,000.00	555.56	200,000,555.56	0.00	0.00	
03/27/15	03/27/15	CREDIT AGRICOLE CIB NY COMM PAPER -- 0.000% 03/27/2015	22533UOT3	200,000,000.00	200,000,000.00	0.00	200,000,000.00	722.22	0.00	
03/30/15	03/30/15	US BANK NA INT BEAR COMM PAPER DTD 03/27/2015 0.100% 03/30/2015	90349QZF3	200,000,000.00	200,000,000.00	1,666.67	200,001,666.67	0.00	0.00	
03/30/15	03/30/15	CREDIT AGRICOLE CIB NY COMM PAPER -- 0.000% 03/30/2015	22533UOW6	185,000,000.00	185,000,000.00	0.00	185,000,000.00	2,004.17	0.00	
03/31/15	03/31/15	CREDIT AGRICOLE CIB NY COMM PAPER -- 0.000% 03/31/2015	22533UQX4	200,000,000.00	200,000,000.00	0.00	200,000,000.00	722.22	0.00	
03/31/15	03/31/15	NATIXIS US BRANCH COMM PAPER -- 0.000% 03/31/2015	63873KOX8	10,000,000.00	10,000,000.00	0.00	10,000,000.00	36.11	0.00	
03/31/15	03/31/15	US BANK NA INT BEAR COMM PAPER DTD 03/30/2015 0.100% 03/31/2015	90349QZJ5	200,000,000.00	200,000,000.00	555.56	200,000,555.56	0.00	0.00	
<b>Transaction Type Sub-Total</b>				<b>5,169,000,000.00</b>	<b>5,169,000,000.00</b>	<b>246,640.32</b>	<b>5,169,246,640.32</b>	<b>(26,943.03)</b>	<b>0.00</b>	
<b>Managed Account Sub-Total</b>					<b>(339,396,156.53)</b>	<b>1,952,900.30</b>	<b>(337,443,256.23)</b>	<b>(26,943.03)</b>	<b>0.00</b>	
<b>Total Security Transactions</b>					<b>(339,396,156.53)</b>	<b>\$1,952,900.30</b>	<b>(337,443,256.23)</b>	<b>(\$26,943.03)</b>	<b>\$0.00</b>	

Bolded items are forward settling trades.