



Customer Service
PO Box 11813
Harrisburg, PA 17108-1813

ACCOUNT STATEMENT

For the Month Ending
June 30, 2021

SAN BERNARDINO COUNTY

Client Management Team

Kenneth Schiebel, CFA

Managing Director
213 Market Street
Harrisburg, PA 17101-2141
717-232-2723
schiebelk@pfm.com

Danny A. Nelson

Senior Managing Consultant
50 South 6th Street, Suite 2250
Minneapolis, MN 55402
612-371-3747
nelsond@pfm.com

Contents

Cover/Disclosures
Summary Statement
Individual Accounts

Accounts included in Statement

76990800 SAN BERNARDINO COUNTY

SAN BERNARDINO COUNTY
PARTH BHATT
268 WEST HOSPITALITY LANE
FIRST FLOOR
SAN BERNARDINO, CA 92415-0360

Online Access www.pfm.com

Customer Service 1-717-232-2723



Account Statement

For the Month Ending June 30, 2021

Important Disclosures

Important Disclosures

This statement is for general information purposes only and is not intended to provide specific advice or recommendations. PFM Asset Management LLC ("PFM") is an investment advisor registered with the Securities and Exchange Commission, and is required to maintain a written disclosure statement of our background and business experience. If you would like to receive a copy of our current disclosure statement, please contact Service Operations at the address below.

Proxy Voting PFM does not normally receive proxies to vote on behalf of its clients. However, it does on occasion receive consent requests. In the event a consent request is received the portfolio manager contacts the client and then proceeds according to their instructions. PFM's Proxy Voting Policy is available upon request by contacting Service Operations at the address below.

Questions About an Account PFM's monthly statement is intended to detail our investment advisory activity as well as the activity of any accounts held by clients in pools that are managed by PFM. The custodian bank maintains the control of assets and executes (i.e., settles) all investment transactions. The custodian statement is the official record of security and cash holdings and transactions. PFM recognizes that clients may use these reports to facilitate record keeping and that the custodian bank statement and the PFM statement should be reconciled and differences resolved. Many custodians use a settlement date basis which may result in the need to reconcile due to a timing difference.

Account Control PFM does not have the authority to withdraw funds from or deposit funds to the custodian. Our clients retain responsibility for their internal accounting policies; implementing and enforcing internal controls and generating ledger entries or otherwise recording transactions.

Market Value Generally, PFM's market prices are derived from closing bid prices as of the last business day of the month as supplied by Refinitiv or Bloomberg. Where prices are not available from generally recognized sources the securities are priced using a yield-based matrix system to arrive at an estimated market value. Prices that fall between data points are interpolated. Non-negotiable FDIC-insured bank certificates of deposit are priced at par. Although PFM believes the prices to be reliable, the values of the securities do not always represent the prices at which the securities could have been bought or sold. Explanation of the valuation methods for a registered investment company, local government investment program, or TERM funds is contained in the appropriate fund offering documentation or information statement.

Amortized Cost The original cost of the principal of the security is adjusted for the amount of the periodic reduction of any discount or premium from the purchase date until the date of the report. Discount or premium with respect to short term securities (those with less than one year to maturity at time of issuance) is amortized on a straightline basis. Such discount or premium with respect to longer term securities is amortized using the constant yield basis.

Tax Reporting Cost data and realized gains / losses are provided for informational purposes only. Please review for accuracy and consult your tax advisor to determine the tax consequences of your security transactions. PFM does not report such information to the IRS or other taxing authorities and is not responsible for the accuracy of such information that may be required to be reported to federal, state or other taxing authorities.

Financial Situation In order to better serve you, PFM should be promptly notified of any material change in your investment objective or financial situation.

Callable Securities Securities subject to redemption prior to maturity may be redeemed in whole or in part before maturity, which could affect the yield represented.

Portfolio The securities in this portfolio, including shares of mutual funds, are not guaranteed or otherwise protected by PFM, the FDIC (except for certain non-negotiable certificates of deposit) or any government agency. Investment in securities involves risks, including the possible loss of the amount invested. Actual settlement values, accrued interest, and amortized cost amounts may vary for securities subject to an adjustable interest rate or subject to principal paydowns. Any changes to the values shown may be reflected within the next monthly statement's beginning values.

Rating Information provided for ratings is based upon a good faith inquiry of selected sources, but its accuracy and completeness cannot be guaranteed.

Shares of some money market and TERM funds are marketed through representatives of PFM's wholly owned subsidiary, PFM Fund Distributors, Inc. PFM Fund Distributors, Inc. is registered with the SEC as a broker/dealer and is a member of the Financial Industry Regulatory Authority ("FINRA") and the Municipal Securities Rulemaking Board ("MSRB"). You may reach the FINRA by calling the FINRA Regulator Public Disclosure Hotline at 1-888-289-9999 or at the FINRA Regulation Internet website address www.nasd.com. A brochure describing the FINRA Regulation Public Disclosure Program is also available from the FINRA upon request.

Key Terms and Definitions

Dividends on money market funds consist of interest earned, plus any discount ratably amortized to the date of maturity, plus all realized gains and losses on the sale of securities prior to maturity, less ratable amortization of any premium and all accrued expenses to the fund. Dividends are accrued daily and may be paid either monthly or quarterly. The monthly earnings on this statement represent the estimated dividend accrued for the month for any program that distributes earnings on a quarterly basis. There is no guarantee that the estimated amount will be paid on the actual distribution date.

Current Yield is the net change, exclusive of capital changes and income other than investment income, in the value of a hypothetical fund account with a balance of one share over the seven-day base period including the statement date, expressed as a percentage of the value of one share (normally \$1.00 per share) at the beginning of the seven-day period. This resulting net change in account value is then annualized by multiplying it by

365 and dividing the result by 7. The yields quoted should not be considered a representation of the yield of the fund in the future, since the yield is not fixed. **Average maturity** represents the average maturity of all securities and investments of a portfolio, determined by multiplying the par or principal value of each security or investment by its maturity (days or years), summing the products, and dividing the sum by the total principal value of the portfolio. The stated maturity date of mortgage backed or callable securities are used in this statement. However the actual maturity of these securities could vary depending on the level or prepayments on the underlying mortgages or whether a callable security has or is still able to be called.

Monthly distribution yield represents the net change in the value of one share (normally \$1.00 per share) resulting from all dividends declared during the month by a fund expressed as a percentage of the value of one share at the beginning of the month. This resulting net change is then annualized by multiplying it by 365 and dividing it by the number of calendar days in the month. **YTM at Cost** The yield to maturity at cost is the expected rate of return, based on the original cost, the annual interest receipts, maturity value and the time period from purchase date to maturity, stated as a percentage, on an annualized basis.

YTM at Market The yield to maturity at market is the rate of return, based on the current market value, the annual interest receipts, maturity value and the time period remaining until maturity, stated as a percentage, on an annualized basis. **Managed Account A** portfolio of investments managed discretely by PFM according to the client's specific investment policy and requirements. The investments are directly owned by the client and held by the client's custodian. **Unsettled Trade A** trade which has been executed however the final consummation of the security transaction and payment has not yet taken place.

Please review the detail pages of this statement carefully. If you think your statement is wrong, missing account information, or if you need more information about a transaction, please contact PFM within 60 days of receipt. If you have other concerns or questions regarding your account you should contact a member of your client management team or PFM Service Operations at the address below.

PFM Asset Management LLC
Attn: Service Operations
213 Market Street
Harrisburg, PA 17101



Account Statement
For the Month Ending **June 30, 2021**

Consolidated Summary Statement

SAN BERNARDINO COUNTY

Portfolio Summary

Portfolio Holdings	Cash Dividends and Income	Closing Market Value
PFM Managed Account	8,404,230.65	9,890,572,488.93
Cash Balance	0.00	232,051,161.91
Total	\$8,404,230.65	\$10,122,623,650.84

Investment Allocation

Investment Type	Closing Market Value	Percent
Asset-Backed Security	282,507,397.30	2.79
Federal Agency Bond / Note	2,527,569,860.22	24.97
Corporate Note	236,074,578.40	2.33
Bank Note	45,353,319.00	0.45
Certificate of Deposit	2,459,850,508.18	24.30
Federal Agency Collateralized Mortgage Obligation	223,504,171.83	2.21
Commercial Paper	1,600,445,954.00	15.81
Federally Insured Cash Account	25,000,000.00	0.25
Joint Powers Authority	472,000,000.00	4.66
Money Market Mutual Fund	2,000,000.00	0.02
NOW Account	200,000,000.00	1.98
Supra-National Agency Bond / Note	303,047,935.00	2.99
U.S. Treasury Bond / Note	1,513,218,765.00	14.95
Cash Balance	232,051,161.91	2.29
Total	\$10,122,623,650.84	100.00%



Account Statement
For the Month Ending June 30, 2021

Consolidated Summary Statement

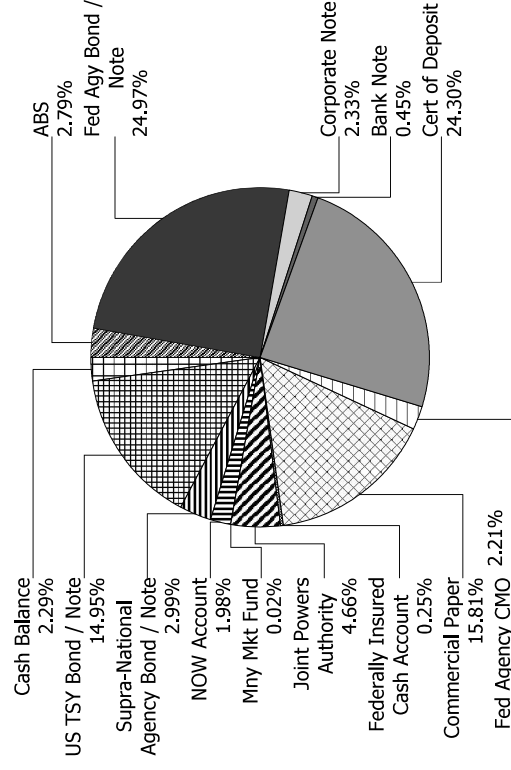
SAN BERNARDINO COUNTY

Maturity Distribution (Fixed Income Holdings)

Portfolio Holdings	Closing Market Value	Percent
Under 30 days	1,790,920,943.49	17.69
31 to 60 days	585,191,075.19	5.78
61 to 90 days	395,066,009.50	3.90
91 to 180 days	1,399,481,249.50	13.83
181 days to 1 year	1,561,313,142.94	15.42
1 to 2 years	1,775,305,722.06	17.54
2 to 3 years	1,289,729,851.33	12.74
3 to 4 years	957,666,297.06	9.46
4 to 5 years	359,138,703.05	3.55
Over 5 years	8,810,656.72	0.09
Total	\$10,122,623,650.84	100.00%

Weighted Average Days to Maturity 450

Sector Allocation





Managed Account Summary Statement

For the Month Ending **June 30, 2021**

SAN BERNARDINO COUNTY - 76990800

Transaction Summary - Managed Account

Opening Market Value	\$9,252,865,501.13
Maturities/Calls	(582,664,568.80)
Principal Dispositions	(513,000,000.00)
Principal Acquisitions	1,747,761,135.13
Unsettled Trades	0.00
Change in Current Value	(14,389,578.53)
Closing Market Value	\$9,890,572,488.93

Cash Transactions Summary - Managed Account

Maturities/Calls	577,599,327.73
Sale Proceeds	513,000,000.00
Coupon/Interest/Dividend Income	6,605,751.13
Principal Payments	6,664,568.80
Security Purchases	(1,747,863,852.53)
Net Cash Contribution	643,994,204.87
Reconciling Transactions	0.00

Earnings Reconciliation (Cash Basis) - Managed Account

Interest/Dividends/Coupons Received	8,205,078.86
Less Purchased Interest Related to Interest/Coupons	(102,717.40)
Plus Net Realized Gains/Losses	301,869.19
Total Cash Basis Earnings	\$8,404,230.65

Cash Balance

Closing Cash Balance **\$0.00**

Earnings Reconciliation (Accrual Basis)

	Total
Ending Amortized Value of Securities	9,821,229,123.42
Ending Accrued Interest	17,245,013.07
Plus Proceeds from Sales	513,000,000.00
Plus Proceeds of Maturities/Calls/Principal Payments	584,263,896.53
Plus Coupons/Dividends Received	6,605,751.13
Less Cost of New Purchases	(1,747,863,852.53)
Less Beginning Amortized Value of Securities	(9,169,107,675.94)
Less Beginning Accrued Interest	(19,422,573.43)

Total Accrual Basis Earnings

\$5,949,682.25



SAN BERNARDINO COUNTY - 76990800

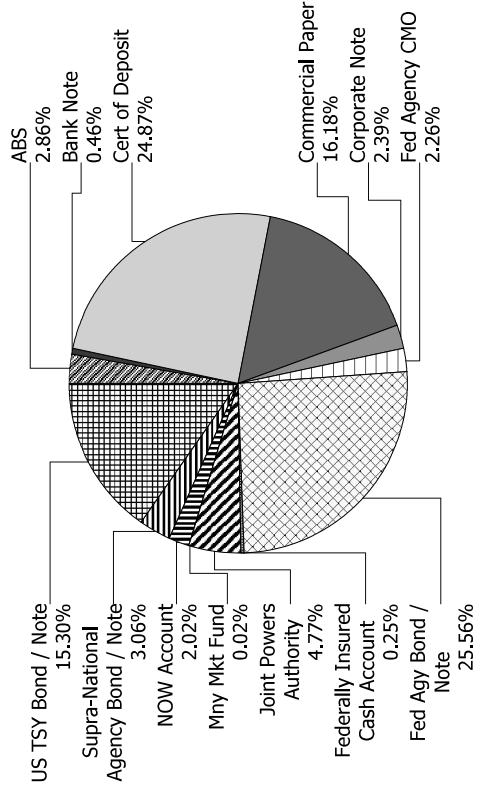
Portfolio Summary and Statistics

For the Month Ending **June 30, 2021**

Account Summary

Description	Par Value	Market Value	Percent
U.S. Treasury Bond / Note	1,475,000,000.00	1,513,218,765.00	15.30
Supra-National Agency Bond / Note	300,000,000.00	303,047,935.00	3.06
NOW Account	200,000,000.00	200,000,000.00	2.02
Money Market Mutual Fund	2,000,000.00	2,000,000.00	0.02
Joint Powers Authority	472,000,000.00	472,000,000.00	4.77
Federally Insured Cash Account	25,000,000.00	25,000,000.00	0.25
Federal Agency Collateralized Mortgage Obligation	210,824,624.22	223,504,171.83	2.26
Federal Agency Bond / Note	2,498,240,000.00	2,527,569,860.22	25.56
Corporate Note	235,300,000.00	236,074,578.40	2.39
Commercial Paper	1,601,000,000.00	1,600,445,954.00	16.18
Certificate of Deposit	2,460,000,000.00	2,459,850,508.18	24.87
Bank Note	45,000,000.00	45,353,319.00	0.46
Asset-Backed Security	281,301,054.62	282,507,397.30	2.86
Managed Account Sub-Total	9,805,665,678.84	9,890,572,488.93	100.00%
Accrued Interest		17,245,013.07	
Total Portfolio	9,805,665,678.84	9,907,817,502.00	

Sector Allocation



Unsettled Trades

0.00 0.00 0.00

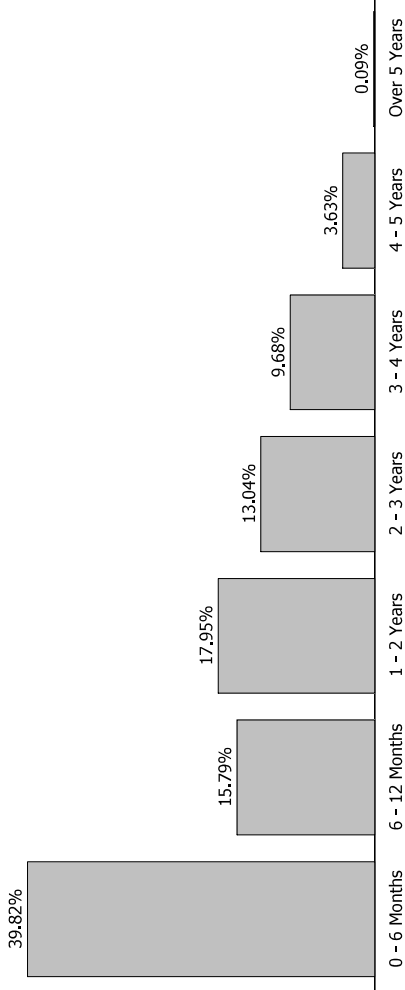


Portfolio Summary and Statistics

For the Month Ending **June 30, 2021**

SAN BERNARDINO COUNTY - 76990800

Maturity Distribution



Characteristics

Yield to Maturity at Cost	0.74%
Yield to Maturity at Market	0.27%
Weighted Average Days to Maturity	461



Managed Account Issuer Summary

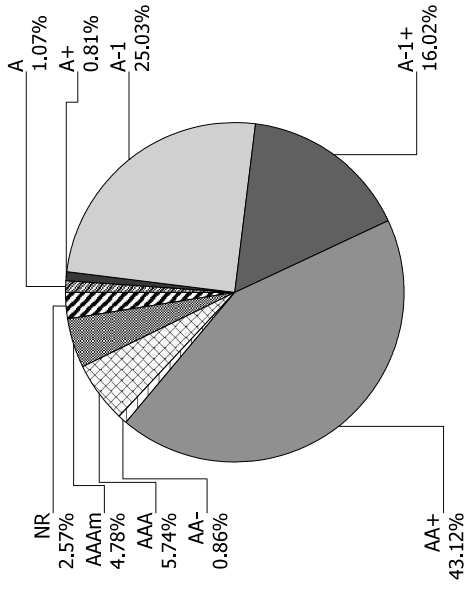
For the Month Ending June 30, 2021

SAN BERNARDINO COUNTY - 76990800

Issuer Summary

Credit Quality (S&P Ratings)

Issuer	Market Value of Holdings	Percent
BANK OF AMERICA CO	199,947,352.55	2.02
BANK OF MONTREAL	299,965,922.95	3.03
BANK OF NOVA SCOTIA	275,008,768.50	2.78
BANK OF THE WEST	200,000,000.00	2.02
BNP PARIBAS	299,945,887.08	3.03
CAMP	472,000,000.00	4.77
CANADIAN IMPERIAL BANK OF COMMERCE	174,967,339.55	1.77
CHASE ISSURANCE	18,393,123.40	0.19
CHEVRON CORPORATION	74,501,362.00	0.75
CREDIT AGRICOLE SA	275,902,304.00	2.79
DEERE & COMPANY	51,059,047.00	0.52
EXXON MOBIL CORP	153,028,358.00	1.55
FANNIE MAE	841,532,480.00	8.51
FEDERAL FARM CREDIT BANKS	478,133,124.00	4.83
FEDERAL HOME LOAN BANKS	496,626,631.12	5.02
FEDERATED GOVT OBLIGATIONS FUNDS	1,000,000.00	0.01
FIDELITY TREASURY MF	1,000,000.00	0.01
FREDDIE MAC	934,781,796.93	9.46
HONDA AUTO RECEIVABLES	73,945,326.22	0.75
HYUNDAI AUTO RECEIVABLES	3,527,938.10	0.04
INTER-AMERICAN DEVELOPMENT BANK	72,440,640.00	0.73
INTL BANK OF RECONSTRUCTION AND DEV	230,607,295.00	2.33
JOHN DEERE OWNER TRUST	10,315,687.23	0.10
JP MORGAN CHASE & CO	149,911,100.00	1.52
LIBERTY STREET FUNDING LLC	24,995,150.00	0.25
MERCEDES-BENZ AUTO LEASE TRUST	51,162,021.42	0.52
MERCEDES-BENZ AUTO RECEIVABLES	6,521,657.43	0.07
MICROSOFT CORP	9,801,989.40	0.10
NATIXIS NY BRANCH	199,910,025.00	2.02
NORDEA BANK ABP	299,988,717.60	3.03
RABOBANK NEDERLAND	299,901,700.00	3.03
ROYAL BANK OF CANADA	299,973,193.10	3.03





For the Month Ending **June 30, 2021**

Managed Account Issuer Summary

SAN BERNARDINO COUNTY - 76990800

Issuer	Market Value of Holdings	Percent
STARBIRD FUNDING CORP	24,999,200.00	0.25
STONECASTLE FICA	25,000,000.00	0.25
SVENSKA HANDELSBANKEN AB	300,014,447.15	3.03
SWEDBANK AB	249,978,764.66	2.53
THE BANK OF NEW YORK MELLON CORPORATION	55,088,400.00	0.56
TORONTO-DOMINION BANK	309,997,065.04	3.13
Toyota Lease Owner Trust	10,506,766.66	0.11
TOYOTA MOTOR CORP	343,264,631.84	3.47
UNITED STATES TREASURY	1,513,218,765.00	15.31
US BANCORP	57,639,131.00	0.58
WELLS FARGO & COMPANY	20,069,380.00	0.20
Total	\$9,890,572,488.93	100.00%



Managed Account Detail of Securities Held

For the Month Ending **June 30, 2021**

SAN BERNARDINO COUNTY - 76990800

Security Type / Description	Dated Date / Coupon / Maturity	CUSIP	S&P Rating	Moody's Rating	Trade Date	Settle Date	Original Cost	YTM at Cost	Accrued Interest	Amortized Cost	Market Value
U.S. Treasury Bond / Note											
US TREASURY NOTES	DTD 07/31/2014 2.250% 07/31/2021	912828WY2	AA+	Aaa	04/29/19	04/30/19	99,925,781.25	2.28	938,535.91	99,997,294.58	100,171,880.00
US TREASURY NOTES	DTD 09/30/2016 1.125% 09/30/2021	912828T34	AA+	Aaa	11/29/17	11/30/17	24,198,242.19	2.00	70,696.72	24,947,885.74	25,066,405.00
US TREASURY NOTES	DTD 12/01/2014 1.875% 11/30/2021	912828G53	AA+	Aaa	12/20/16	12/21/16	24,734,375.00	2.10	39,702.87	24,977,631.58	25,187,500.00
US TREASURY NOTES	DTD 02/02/2015 1.500% 01/31/2022	912828H86	AA+	Aaa	02/15/17	02/16/17	48,779,296.88	2.02	312,845.30	49,855,673.77	50,414,060.00
US TREASURY NOTES	DTD 02/28/2017 1.875% 02/28/2022	912828W55	AA+	Aaa	11/29/17	11/30/17	24,823,242.19	2.05	156,674.59	24,972,420.77	25,296,875.00
US TREASURY NOTES	DTD 06/30/2020 0.125% 06/30/2022	912828ZX1	AA+	Aaa	03/29/21	03/30/21	100,039,062.50	0.09	339.68	100,031,113.24	100,031,250.00
US TREASURY NOTES	DTD 06/30/2020 0.125% 06/30/2022	912828ZX1	AA+	Aaa	03/29/21	03/30/21	100,046,875.00	0.09	339.68	100,037,335.89	100,031,250.00
US TREASURY NOTES	DTD 07/31/2017 1.875% 07/31/2022	9128282P4	AA+	Aaa	04/29/19	04/30/19	98,746,093.75	2.28	782,113.26	99,583,086.73	101,906,250.00
US TREASURY NOTES	DTD 11/02/2015 1.875% 10/31/2022	912828M49	AA+	Aaa	11/29/17	11/30/17	24,739,257.81	2.10	78,974.18	24,929,297.64	25,574,220.00
US TREASURY NOTES	DTD 05/31/2016 1.625% 05/31/2023	912828R69	AA+	Aaa	04/05/19	04/08/19	48,658,203.13	2.31	68,818.31	49,380,504.62	51,320,310.00
US TREASURY NOTES	DTD 06/30/2016 1.375% 06/30/2023	912828S35	AA+	Aaa	11/08/19	11/12/19	24,701,171.88	1.72	934.10	24,835,712.14	25,562,500.00
US TREASURY NOTES	DTD 06/30/2016 1.375% 06/30/2023	912828S35	AA+	Aaa	04/03/19	04/04/19	48,123,046.88	2.31	1,868.21	49,116,086.03	51,125,000.00
US TREASURY NOTES	DTD 07/02/2018 2.625% 06/30/2023	9128284U1	AA+	Aaa	04/05/19	04/08/19	50,634,765.63	2.31	3,566.58	50,299,704.76	52,367,190.00
US TREASURY NOTES	DTD 06/30/2016 1.375% 06/30/2023	912828S35	AA+	Aaa	04/15/19	04/16/19	96,035,156.25	2.37	3,736.41	98,118,247.99	102,250,000.00



Managed Account Detail of Securities Held

For the Month Ending **June 30, 2021**

SAN BERNARDINO COUNTY - 76990800

Security Type / Description	Dated Date / Coupon / Maturity	CUSIP	S&P Rating	Moody's Rating	Trade Date	Settle Date	Original Cost	YTM at Cost	Accrued Interest	Amortized Cost	Market Value
U.S. Treasury Bond / Note											
US TREASURY NOTES	08/01/2016 1.250% 07/31/2023	912828S92	AA+	Aaa	03/27/19	03/28/19	96,265,625.00	2.15	521,408.84	98,210,513.87	102,046,880.00
US TREASURY NOTES	08/31/2016 1.375% 08/31/2023	912828D1	AA+	Aaa	03/28/19	03/29/19	96,562,500.00	2.20	459,578.80	98,317,411.82	102,359,380.00
US TREASURY NOTES	05/15/2014 2.500% 05/15/2024	912828WJ5	AA+	Aaa	09/30/19	10/01/19	52,062,500.00	1.57	159,646.74	51,281,731.34	52,960,940.00
US TREASURY NOTES	05/15/2014 2.500% 05/15/2024	912828WJ5	AA+	Aaa	12/23/19	12/26/19	51,611,328.13	1.73	159,646.74	51,055,108.12	52,960,940.00
US TREASURY NOTES	06/30/2017 2.000% 06/30/2024	912828XX3	AA+	Aaa	09/25/19	09/26/19	50,886,718.75	1.61	2,717.39	50,558,342.17	52,289,060.00
US TREASURY NOTES	06/30/2017 2.000% 06/30/2024	912828XX3	AA+	Aaa	10/31/19	11/01/19	51,017,578.13	1.55	2,717.39	50,654,285.41	52,289,060.00
US TREASURY NOTES	06/30/2017 2.000% 06/30/2024	912828XX3	AA+	Aaa	11/01/19	11/04/19	50,935,546.88	1.58	2,717.39	50,602,602.26	52,289,060.00
US TREASURY NOTES	06/30/2019 1.750% 06/30/2024	9128286Z8	AA+	Aaa	12/11/19	12/12/19	50,173,828.13	1.67	2,377.72	50,114,525.75	51,929,690.00
US TREASURY NOTES	07/31/2017 2.125% 07/31/2024	9128282N9	AA+	Aaa	10/10/19	10/11/19	51,474,609.38	1.49	443,197.51	50,946,102.66	52,523,440.00
US TREASURY NOTES	02/17/2015 2.000% 02/15/2025	912828JZ7	AA+	Aaa	12/19/19	12/20/19	50,576,171.88	1.77	375,690.61	50,405,216.42	52,484,375.00
US TREASURY NOTES	05/15/2015 2.125% 05/15/2025	912828XB1	AA+	Aaa	12/09/19	12/10/19	51,109,375.00	1.70	135,699.73	50,791,052.07	52,781,250.00
Security Type Sub-Total							1,466,860,351.62	1.75	4,724,544.66	1,474,018,887.37	1,513,218,765.00

Supra-National Agency Bond / Note

INTL BANK OF RECONSTRUCTION AND DEV NOTE	07/25/2018 2.750% 07/23/2021	459058GH0	AAA	Aaa	07/18/18	07/25/18	49,883,000.00	2.83	603,472.22	49,997,647.17	50,074,850.00
--	------------------------------	-----------	-----	-----	----------	----------	---------------	------	------------	---------------	---------------



Managed Account Detail of Securities Held

For the Month Ending **June 30, 2021**

SAN BERNARDINO COUNTY - 76990800

Security Type/Description Dated Date/Coupon/Maturity	CUSIP	S&P Rating	Moody's Rating	Trade Date	Settle Date	Original Cost	YTM at Cost	Accrued Interest	Amortized Cost	Market Value
Supra-National Agency Bond / Note										
INTL BANK OF RECON AND DEV GLOBAL NOTES DTD 12/13/2017 2.125% 12/13/2021	459058GF4	AAA	Aaa	12/12/17	12/13/17	19,955,000.00	2.18	21,250.00	19,994,917.86	20,181,800.00
INTL BANK OF RECONSTRUCTION AND DEV NOTE DTD 01/26/2017 2.000% 01/26/2022	459058FY4	AAA	Aaa	02/04/21	02/08/21	50,897,300.00	0.14	430,555.56	50,532,771.87	50,526,300.00
INTER-AMERICAN DEVELOPMENT BANK NOTE DTD 09/26/2018 3.000% 09/26/2022	4581X0DD7	AAA	Aaa	09/20/18	09/26/18	24,944,000.00	3.06	197,916.67	24,982,674.88	25,861,475.00
INTL BK OF RECON AND DEV NOTE DTD 04/20/2021 0.125% 04/20/2023	459058JV6	AAA	Aaa	04/13/21	04/20/21	74,844,750.00	0.23	18,489.59	74,860,062.33	74,817,525.00
INTER-AMERICAN DEVEL BK NOTES DTD 04/24/2020 0.500% 05/24/2023	4581X0DM7	AAA	Aaa	04/17/20	04/24/20	19,993,200.00	0.51	10,277.78	19,995,817.24	20,086,640.00
INTER-AMERICAN DEVELOPMENT BANK NOTE DTD 10/04/2013 3.000% 10/04/2023	4581X0CC0	AAA	Aaa	03/14/19	03/21/19	25,480,000.00	2.55	181,250.00	25,238,841.98	26,492,525.00
INTL BK RECON & DEVELOP NOTES DTD 11/24/2020 0.250% 11/24/2023	459058JM6	AAA	Aaa	11/17/20	11/24/20	24,946,250.00	0.32	6,423.61	24,957,000.00	24,928,200.00
INTL BANK OF RECON AND DEV SN (FLOATER) DTD 06/16/2020 0.440% 06/17/2024	45906M2B6	AAA	Aaa	06/09/20	06/16/20	10,000,000.00	0.48	1,700.00	10,000,000.00	10,078,620.00
Security Type Sub-Total						300,943,500.00	1.25	1,471,335.43	300,559,733.33	303,047,935.00
NOW Account										
BANK OF THE WEST MONEY MARKET FUND	BKOFWEST7	NR	NR	04/13/21	04/13/21	22,000,000.00	0.07	0.00	22,000,000.00	22,000,000.00
BANK OF THE WEST MONEY MARKET FUND	BKOFWEST7	NR	NR	06/24/21	06/24/21	29,000,000.00	0.07	0.00	29,000,000.00	29,000,000.00
BANK OF THE WEST MONEY MARKET FUND	BKOFWEST7	NR	NR	06/23/21	06/23/21	37,000,000.00	0.07	0.00	37,000,000.00	37,000,000.00
BANK OF THE WEST MONEY MARKET FUND	BKOFWEST7	NR	NR	04/12/21	04/12/21	112,000,000.00	0.07	0.00	112,000,000.00	112,000,000.00



Managed Account Detail of Securities Held

For the Month Ending **June 30, 2021**

SAN BERNARDINO COUNTY - 76990800

Security Type/Description	S&P Rating	Moody's Rating	Trade Date	Settle Date	Original Cost	YTM at Cost	Accrued Interest	Amortized Cost	Market Value
Money Market Mutual Fund									
FEDERATED GOVT OBLIGATIONS FUND	AAA	NR	08/31/20	08/31/20	1,000,000.00	0.01	0.00	1,000,000.00	1,000,000.00
FIDELITY GOV'T MM FUND 2642	AAA	AAA	12/11/20	12/11/20	1,000,000.00	0.01	0.00	1,000,000.00	1,000,000.00
Security Type Sub-Total					2,000,000.00	0.01	0.00	2,000,000.00	2,000,000.00
Joint Powers Authority									
CALIFORNIA ASSET MANAGEMENT PROGRAM	AAA	NR	06/15/21	06/15/21	15,000,000.00	0.05	0.00	15,000,000.00	15,000,000.00
CALIFORNIA ASSET MANAGEMENT PROGRAM	AAA	NR	06/28/21	06/28/21	36,000,000.00	0.05	0.00	36,000,000.00	36,000,000.00
CALIFORNIA ASSET MANAGEMENT PROGRAM	AAA	NR	06/24/21	06/24/21	421,000,000.00	0.05	0.00	421,000,000.00	421,000,000.00
Security Type Sub-Total					472,000,000.00	0.05	0.00	472,000,000.00	472,000,000.00
Federally Insured Cash Account									
STONECASTLE FICA	NR	NR	08/30/19	08/30/19	25,000,000.00	0.05	0.00	25,000,000.00	25,000,000.00
Security Type Sub-Total					25,000,000.00	0.05	0.00	25,000,000.00	25,000,000.00
Federal Agency Collateralized Mortgage Obligation									
FHMS K033 A2 DTD 10/01/2013 3.060% 07/01/2023	AA+	Aaa	12/01/20	12/04/20	2,978,718.75	0.56	7,140.00	2,938,940.03	2,923,943.06
FHMS KMP1 A2 DTD 09/01/2017 2.982% 08/01/2024	AA+	Aaa	02/24/21	03/01/21	54,023,437.50	0.60	124,250.00	53,630,435.60	52,953,422.00
FHMS K729 A2 DTD 12/01/2017 3.136% 10/01/2024	AA+	Aaa	01/27/21	01/29/21	17,969,531.25	0.68	43,120.00	17,801,866.61	17,654,619.51
FHMS K045 A2 DTD 05/01/2015 3.023% 01/01/2025	AA+	Aaa	12/14/20	12/17/20	27,465,820.31	0.55	62,979.17	27,138,380.76	26,859,864.50



Managed Account Detail of Securities Held

For the Month Ending **June 30, 2021**

SAN BERNARDINO COUNTY - 76990800

Security Type/Description	Dated Date/Coupon/Maturity	CUSIP	S&P Rating	Moody's Rating	Trade Date	Settle Date	Original Cost	YTM at Cost	Accrued Interest	Amortized Cost	Market Value
Federal Agency Collateralized Mortgage Obligation											
FHMS KJ32 A1	DTD 11/01/2020 0.516% 06/01/2025	3137F72U8	AA+	Aaa	11/19/20	11/30/20	2,407,852.95	0.52	1,035.38	2,407,854.20	2,363,445.49
FHMS K726 A1	DTD 06/01/2017 2.700% 10/01/2025	3137BYLE8	AA+	Aaa	04/27/21	04/30/21	26,863,281.25	0.98	56,250.00	26,791,749.71	26,598,679.25
FHMS KJ23 A1	DTD 01/29/2019 3.683% 10/01/2025	3137FKSQ0	AA+	Aaa	06/10/21	06/15/21	65,231,250.00	1.58	184,150.00	65,177,903.92	64,645,636.20
FRESB 2021-SB82 A5	DTD 01/01/2021 0.670% 11/01/2025	30318CAA5	AA+	Aaa	01/13/21	01/22/21	1,504,806.68	0.57	836.09	1,504,132.96	1,504,806.68
FRESB 2021-SB82 A5	DTD 01/01/2021 0.670% 11/01/2025	30318CAA5	AA+	Aaa	01/13/21	01/22/21	3,511,215.58	0.57	1,950.87	3,509,643.56	3,511,215.57
FHMS KJ33 A1	DTD 02/01/2021 0.440% 12/01/2025	3137F9ZD6	AA+	Aaa	02/17/21	02/26/21	11,890,900.31	0.44	4,360.14	11,890,927.66	11,675,237.20
FRESB 2021-SB83	DTD 02/01/2021 0.670% 01/01/2026	30318NAA1	AA+	Aaa	02/10/21	02/19/21	4,002,645.65	0.57	2,224.36	4,001,255.93	4,002,645.65
FHMS K729 A2	DTD 01/30/2020 2.525% 10/01/2026	3137FOXJ7	AA+	Aaa	06/28/21	06/30/21	8,815,898.44	1.18	3,471.88	8,815,603.55	8,810,656.72
Security Type Sub-Total		210,824,624.22					226,665,358.67	0.94	491,767.89	225,608,694.49	223,504,171.83
Federal Agency Bond / Note											
FHLB NOTES	DTD 03/05/2012 2.375% 09/10/2021	313378JP7	AA+	Aaa	08/29/19	08/30/19	20,321,600.00	1.57	146,458.33	20,030,773.05	20,089,260.00
FEDERAL HOME LOAN BANKS NOTES	DTD 10/12/2018 3.000% 10/12/2021	3130AF5B9	AA+	Aaa	10/11/18	10/12/18	49,967,500.00	3.02	329,166.67	49,996,945.71	50,412,350.00
FEDERAL HOME LOAN BANKS NOTES	DTD 11/08/2019 1.625% 11/19/2021	3130AHJY0	AA+	Aaa	11/07/19	11/08/19	29,948,700.00	1.71	56,875.00	29,990,251.62	30,178,830.00
FEDERAL HOME LOAN BANKS NOTES	DTD 12/20/2019 1.625% 12/20/2021	3130AHSR5	AA+	Aaa	12/19/19	12/20/19	22,475,700.00	1.68	11,171.88	22,494,282.35	22,664,250.00
FANNIE MAE NOTES	DTD 01/11/2019 2.625% 01/11/2022	3135G0U92	AA+	Aaa	01/09/19	01/11/19	59,956,800.00	2.65	743,750.00	59,992,353.28	60,808,920.00



Managed Account Detail of Securities Held

For the Month Ending **June 30, 2021**

SAN BERNARDINO COUNTY - 76990800

Security Type/Description Dated Date/Coupon/Maturity	CUSIP	S&P Rating	Moody's Rating	Trade Date	Settle Date	Original Cost	YTM at Cost	Accrued Interest	Amortized Cost	Market Value
Federal Agency Bond / Note										
FEDERAL FARM CREDIT BANK NOTES DTD 01/18/2019 2.600% 01/18/2022	3133EJ5P0	AA+	Aaa	01/16/19	01/18/19	49,957,500.00	2.63	588,611.11	49,992,205.75	50,692,100.00
FANNIE MAE NOTES DTD 04/12/2019 2.250% 04/12/2022	3135G0V59	AA+	Aaa	04/11/19	04/12/19	74,754,000.00	2.36	370,312.50	74,936,031.02	76,260,000.00
FEDERAL FARM CREDIT BANK NOTES DTD 05/06/2020 0.250% 05/06/2022	3133ELYR9	AA+	Aaa	04/30/20	05/06/20	99,873,000.00	0.31	38,194.44	99,946,242.47	100,121,700.00
FEDERAL HOME LOAN BANK DTD 06/01/2012 2.125% 06/10/2022	313379O69	AA+	Aaa	07/15/19	07/16/19	25,156,500.00	1.90	30,989.58	25,050,788.68	25,472,500.00
FFCB NOTES DTD 12/16/2019 1.630% 06/15/2022	3133ELD7	AA+	Aaa	12/04/19	12/16/19	39,997,880.80	1.63	28,977.78	39,999,189.03	40,578,080.00
FREDDIE MAC NOTES DTD 07/23/2020 0.125% 07/25/2022	3137EAET2	AA+	Aaa	07/21/20	07/23/20	24,943,500.00	0.24	13,541.67	24,969,974.73	24,999,675.00
FANNIE MAE NOTES DTD 09/06/2019 1.375% 09/06/2022	3135G0W33	AA+	Aaa	09/05/19	09/06/19	74,739,000.00	1.49	329,427.08	74,897,124.09	76,091,625.00
FEDERAL HOME LOAN BANKS NOTES DTD 08/13/2012 2.000% 09/09/2022	313380GJ0	AA+	Aaa	08/28/19	08/29/19	10,150,500.00	1.49	62,222.22	10,059,139.57	10,220,800.00
FEDERAL HOME LOAN BANK NOTES DTD 10/22/2020 0.125% 10/21/2022	3130AKDH6	AA+	Aaa	10/21/20	10/22/20	63,915,520.00	0.19	15,555.56	63,944,722.96	63,978,688.00
FFCB NOTES DTD 11/23/2020 0.125% 11/23/2022	3133EMGX4	AA+	Aaa	11/16/20	11/23/20	74,856,750.00	0.22	9,895.83	74,899,921.23	74,952,450.00
FEDERAL FARM CREDIT BANK NOTES(CALLABLE) DTD 01/24/2020 1.640% 01/24/2023	3133ELJN5	AA+	Aaa	01/23/20	01/24/20	9,995,000.00	1.66	71,522.22	9,997,390.51	10,087,440.00
FEDERAL FARM CREDIT BANK NOTES(CALLABLE) DTD 01/24/2020 1.640% 01/24/2023	3133ELJN5	AA+	Aaa	01/23/20	01/24/20	19,990,000.00	1.66	143,044.44	19,994,781.02	20,174,880.00
FEDERAL FARM CREDIT BANK NOTES(CALLABLE) DTD 01/24/2020 1.640% 01/24/2023	3133ELJN5	AA+	Aaa	01/23/20	01/24/20	19,990,000.00	1.66	143,044.44	19,994,781.02	20,174,880.00



Managed Account Detail of Securities Held

For the Month Ending **June 30, 2021**

SAN BERNARDINO COUNTY - 76990800

Security Type / Description	Dated Date / Coupon / Maturity	CUSIP	S&P Rating	Moody's Rating	Trade Date	Settle Date	Original Cost	YTM at Cost	Accrued Interest	Amortized Cost	Market Value
Federal Agency Bond / Note											
FEDERAL FARM CREDIT BANK NOTES	DTD 02/03/2021 0.125% 02/03/2023	3133EMPH9	AA+	Aaa	01/26/21	02/03/21	9,994,400.00	0.15	5,138.89	9,995,535.34	9,988,020.00
FEDERAL FARM CREDIT BANK NOTES	DTD 02/03/2021 0.125% 02/03/2023	3133EMPH9	AA+	Aaa	01/26/21	02/03/21	39,977,600.00	0.15	20,555.55	39,982,141.37	39,952,080.00
FEDERAL HOME LOAN BANKS NOTES	DTD 02/21/2020 1.375% 02/17/2023	3130A17E3	AA+	Aaa	02/20/20	02/21/20	49,908,000.00	1.44	255,902.78	49,949,787.55	50,953,800.00
FEDERAL HOME LOAN BANKS NOTES	DTD 03/01/2018 2.750% 03/10/2023	3130ADRG9	AA+	Aaa	01/07/19	01/09/19	10,042,680.00	2.64	84,791.67	10,017,313.32	10,428,580.00
FREDDIE MAC NOTES	DTD 04/20/2020 0.375% 04/20/2023	3137EAEQ8	AA+	Aaa	04/17/20	04/20/20	49,875,000.00	0.46	36,979.17	49,924,885.84	50,138,850.00
FREDDIE MAC NOTES	DTD 05/07/2020 0.375% 05/05/2023	3137EAER6	AA+	Aaa	05/05/20	05/07/20	99,958,000.00	0.39	58,333.33	99,974,139.07	100,265,700.00
FFCB NOTES	DTD 05/10/2021 0.125% 05/10/2023	3133EMYX4	AA+	Aaa	05/05/21	05/10/21	55,928,320.00	0.19	9,916.67	55,933,425.97	55,890,464.00
FANNIE MAE NOTES	DTD 05/22/2020 0.250% 05/22/2023	3135G04Q3	AA+	Aaa	05/20/20	05/22/20	99,699,000.00	0.35	27,083.33	99,810,328.77	100,036,700.00
FFCB FLOATING NOTES	DTD 06/09/2020 0.370% 06/09/2023	3133ELH72	AA+	Aaa	06/03/20	06/09/20	45,000,000.00	0.39	9,725.03	45,000,000.00	45,239,670.00
FREDDIE MAC NOTES	DTD 06/26/2020 0.250% 06/26/2023	3137EAES4	AA+	Aaa	06/24/20	06/26/20	22,932,840.00	0.35	798.61	22,955,533.33	23,004,301.00
FANNIE MAE NOTES	DTD 07/10/2020 0.250% 07/10/2023	3135G05G4	AA+	Aaa	07/08/20	07/10/20	49,892,500.00	0.32	59,375.00	49,927,449.77	49,992,150.00
FEDERAL FARM CREDIT BANKS NOTES	DTD 08/14/2019 1.600% 08/14/2023	3133EKZK5	AA+	Aaa	08/28/19	08/29/19	10,047,100.00	1.48	60,888.89	10,025,211.20	10,281,360.00
FREDDIE MAC NOTES	DTD 08/21/2020 0.250% 08/24/2023	3137EAEV7	AA+	Aaa	08/19/20	08/21/20	44,954,100.00	0.28	39,687.50	44,967,226.23	44,982,900.00
FREDDIE MAC NOTES	DTD 09/04/2020 0.250% 09/08/2023	3137EAEW5	AA+	Aaa	09/03/20	09/04/20	31,989,440.00	0.26	25,111.11	31,992,322.62	31,980,640.00



Managed Account Detail of Securities Held

For the Month Ending **June 30, 2021**

SAN BERNARDINO COUNTY - 76990800

Security Type / Description	Dated Date / Coupon / Maturity	CUSIP	S&P Rating	Moody's Rating	Trade Date	Settle Date	Original Cost	YTM at Cost	Accrued Interest	Amortized Cost	Market Value
Federal Agency Bond / Note											
FREDDIE MAC NOTES	DTD 10/16/2020 0.125% 10/16/2023	3137EAEY1	AA+	Aaa	10/14/20	10/16/20	63,761,280.00	0.25	16,666.67	63,817,526.36	63,762,240.00
FREDDIE MAC NOTES	DTD 11/05/2020 0.250% 11/06/2023	3137EAEZ8	AA+	Aaa	11/03/20	11/05/20	74,932,500.00	0.28	28,645.83	74,947,157.85	74,898,750.00
FANNIE MAE NOTES	DTD 11/25/2020 0.250% 11/27/2023	3135G06H1	AA+	Aaa	11/23/20	11/25/20	49,943,000.00	0.29	11,805.56	49,954,327.26	49,930,850.00
FREDDIE MAC NOTES	DTD 12/04/2020 0.250% 12/04/2023	3137EAF2	AA+	Aaa	12/02/20	12/04/20	61,938,620.00	0.28	11,625.00	61,950,335.45	61,883,626.00
FANNIE MAE NOTES	DTD 02/08/2019 2.500% 02/05/2024	3135G0V34	AA+	Aaa	02/07/19	02/08/19	99,628,000.00	2.58	1,013,888.89	99,806,347.78	105,500,500.00
FHLB BONDS	DTD 02/15/2019 2.500% 02/13/2024	3130AFW94	AA+	Aaa	02/14/19	02/15/19	49,823,000.00	2.58	479,166.67	49,907,133.22	52,773,650.00
FHLMC (CALLABLE) NOTES	DTD 04/29/2020 0.570% 04/29/2024	3134GVPP7	AA+	Aaa	04/27/20	04/29/20	25,000,000.00	0.57	24,541.67	25,000,000.00	25,020,225.00
FHLMC (CALLABLE) NOTES	DTD 05/20/2020 0.510% 05/20/2024	3134GVUY2	AA+	Aaa	05/12/20	05/20/20	25,000,000.00	0.51	14,520.83	25,000,000.00	24,989,125.00
FHLMC (CALLABLE) NOTES	DTD 05/20/2020 0.500% 05/20/2024	3134GVXC7	AA+	Aaa	05/18/20	05/20/20	25,000,000.00	0.50	14,236.11	25,000,000.00	24,984,450.00
FANNIE MAE NOTES	DTD 07/08/2019 1.750% 07/02/2024	3135G0V75	AA+	Aaa	07/08/19	07/09/19	24,781,000.00	1.94	217,534.72	24,867,998.35	25,954,725.00
FEDERAL HOME LOAN BANK NOTES	DTD 08/15/2014 2.875% 09/13/2024	3130A2UW4	AA+	Aaa	09/23/19	09/24/19	26,450,750.00	1.65	215,625.00	25,934,679.24	26,876,025.00
FEDERAL HOME LOAN BANK NOTES	DTD 08/15/2014 2.875% 09/13/2024	3130A2UW4	AA+	Aaa	09/25/19	09/26/19	26,433,325.00	1.67	215,625.00	25,924,470.92	26,876,025.00
FANNIE MAE NOTES	DTD 10/18/2019 1.625% 10/15/2024	3135G0W66	AA+	Aaa	10/17/19	10/18/19	24,957,250.00	1.66	85,763.89	24,971,828.12	25,909,775.00
FEDERAL HOME LOAN BANK NOTES	DTD 11/06/2014 2.750% 12/13/2024	3130A3GE8	AA+	Aaa	12/04/19	12/05/19	10,515,630.00	1.68	13,750.00	10,354,337.56	10,740,930.00



Managed Account Detail of Securities Held

For the Month Ending **June 30, 2021**

SAN BERNARDINO COUNTY - 76990800

Security Type / Description	Dated Date / Coupon / Maturity	CUSIP	S&P Rating	Moody's Rating	Trade Date	Settle Date	Original Cost	YTM at Cost	Accrued Interest	Amortized Cost	Market Value	
Federal Agency Bond / Note												
FEDERAL HOME LOAN BANK NOTES	DTD 11/06/2014 2.750% 12/13/2024	3130A3GE8	AA+	Aaa	12/03/19	12/05/19	26,384,500.00	1.60	34,375.00	25,951,419.35	26,852,325.00	
FEDERAL HOME LOAN BANK NOTES	DTD 11/06/2014 2.750% 12/13/2024	3130A3GE8	AA+	Aaa	12/04/19	12/05/19	26,287,500.00	1.68	34,375.00	25,884,761.58	26,852,325.00	
FANNIE MAE NOTES	DTD 01/10/2020 1.625% 01/07/2025	3135G0X24	AA+	Aaa	01/08/20	01/10/20	74,760,750.00	1.69	589,062.50	74,831,318.26	77,677,050.00	
FREDDIE MAC NOTES	DTD 02/14/2020 1.500% 02/12/2025	3137EAEPO	AA+	Aaa	02/13/20	02/14/20	49,961,500.00	1.52	289,583.33	49,972,111.23	51,592,150.00	
FEDERAL HOME LOAN BANKS NOTES	DTD 02/17/2015 2.375% 03/14/2025	3130A4CH3	AA+	Aaa	12/05/19	12/06/19	26,658,094.40	1.74	182,405.28	26,414,578.51	27,480,013.12	
FANNIE MAE NOTES	DTD 04/24/2020 0.625% 04/22/2025	3135G03U5	AA+	Aaa	04/22/20	04/24/20	49,897,000.00	0.67	59,895.83	49,921,451.21	49,938,450.00	
FHLMC (CALLABLE) NOTES	DTD 05/06/2020 0.700% 05/06/2025	3134GVPR3	AA+	Aaa	04/27/20	05/06/20	25,000,000.00	0.70	26,736.11	25,000,000.00	24,946,325.00	
FANNIE MAE NOTES	DTD 06/19/2020 0.500% 06/17/2025	3135G04Z3	AA+	Aaa	06/17/20	06/19/20	49,896,500.00	0.54	9,722.22	49,917,892.27	49,614,350.00	
FREDDIE MAC NOTES	DTD 07/23/2020 0.375% 07/21/2025	3137EAEU9	AA+	Aaa	07/21/20	07/23/20	44,775,900.00	0.48	75,000.00	44,818,041.61	44,407,980.00	
FANNIE MAE NOTES	DTD 08/27/2020 0.375% 08/25/2025	3135G05X7	AA+	Aaa	08/25/20	08/27/20	49,766,000.00	0.47	65,625.00	49,805,513.16	49,306,850.00	
FREDDIE MAC (CALLABLE) NOTES	DTD 09/02/2020 0.550% 09/02/2025	3134GWA22	AA+	Aaa	09/02/20	09/03/20	19,900,000.00	0.55	36,179.31	19,900,000.00	19,711,328.10	
FEDERAL HOME LOAN BANK NOTES	DTD 09/11/2020 0.375% 09/04/2025	3130AK5E2	AA+	Aaa	09/10/20	09/11/20	13,958,000.00	0.44	17,062.50	13,964,765.26	13,776,280.00	
FREDDIE MAC NOTES	DTD 09/25/2020 0.375% 09/23/2025	3137EAEX3	AA+	Aaa	09/23/20	09/25/20	19,939,800.00	0.44	20,416.67	19,949,008.22	19,709,360.00	
FANNIE MAE NOTES	DTD 11/12/2020 0.500% 11/07/2025	3135G06G3	AA+	Aaa	11/09/20	11/12/20	44,838,900.00	0.57	33,750.00	44,859,336.08	44,510,535.00	



Managed Account Detail of Securities Held

For the Month Ending **June 30, 2021**

SAN BERNARDINO COUNTY - 76990800

Security Type/Description	CUSIP	Par	S&P Rating	Moody's Rating	Trade Date	Settle Date	Original Cost	YTM at Cost	Accrued Interest	Amortized Cost	Market Value
Security Type Sub-Total		2,498,240,000.00					2,501,377,230.20	1.06	7,664,632.87	2,500,268,537.32	2,527,569,860.22
Corporate Note											
MICROSOFT CORP (CALLED, OMD 08/08/21)	594918BP8	9,800,000.00	AAA	Aaa	05/14/19	05/16/19	9,607,724.00	0.00	60,338.06	9,798,283.25	9,801,989.40
NO											
DTD 02/08/2021 1.550% 07/08/2021											
TOYOTA MOTOR CREDIT CORP CORP	89236TGJ8	15,000,000.00	A+	A1	10/02/19	10/07/19	14,998,200.00	1.81	63,000.00	14,999,758.69	15,063,585.00
NOTES											
DTD 10/07/2019 1.800% 10/07/2021											
JOHN DEERE CAPITAL CORP	24422EUT4	5,000,000.00	A	A2	03/04/19	03/07/19	4,997,600.00	2.97	36,875.00	4,999,413.38	5,105,835.00
DTD 03/07/2019 2.950% 04/01/2022											
TOYOTA MOTOR CREDIT CORP	89236TFX8	10,000,000.00	A+	A1	04/09/19	04/12/19	9,993,700.00	2.67	58,152.78	9,998,361.77	10,187,530.00
DTD 04/12/2019 2.650% 04/12/2022											
US BANK NA CINCINNATI FLOATING CORP	90331HPD9	10,000,000.00	AA-	A1	05/13/20	05/15/20	9,933,800.00	2.46	6,229.15	9,970,757.18	10,036,020.00
NOT											
DTD 05/23/2019 0.590% 05/23/2022											
US BANK NA CINCINNATI FLOATING CORP	90331HPD9	10,000,000.00	AA-	A1	05/14/20	05/18/20	9,932,700.00	2.47	6,229.15	9,970,149.93	10,036,020.00
NOT											
DTD 05/23/2019 0.590% 05/23/2022											
JOHN DEERE CAPITAL CORP CORP NOTES	24422EVA4	5,000,000.00	A	A2	09/10/19	09/12/19	4,993,550.00	2.00	4,875.00	4,997,772.99	5,083,355.00
DTD 09/12/2019 1.950% 06/13/2022											
JOHN DEERE CAPITAL CORP CORPORATE	24422EVG1	5,000,000.00	A	A2	06/01/20	06/04/20	4,998,950.00	0.56	13,444.44	4,999,490.87	5,012,045.00
NOTES											
DTD 06/04/2020 0.550% 07/05/2022											
CHEVRON USA INC CORPORATE NOTES	166756AF3	14,500,000.00	AA-	Aa2	08/10/20	08/12/20	14,500,000.00	0.33	18,643.38	14,500,000.00	14,498,782.00
DTD 08/12/2020 0.333% 08/12/2022											
EXXON MOBIL CORPORATION CORPORATE	30231GBB7	3,000,000.00	AA-	Aa2	08/13/19	08/16/19	3,000,000.00	1.90	21,397.50	3,000,000.00	3,056,208.00
NOTES											
DTD 08/16/2019 1.902% 08/16/2022											
US BANK NA CINCINNATI	90331HPF4	12,000,000.00	AA-	A1	12/05/19	12/09/19	11,989,920.00	1.98	111,800.00	11,995,018.14	12,283,152.00
DTD 12/09/2019 1.950% 01/09/2023											



Managed Account Detail of Securities Held

For the Month Ending June 30, 2021

SAN BERNARDINO COUNTY - 76990800

Security Type/Description	Dated Date/Coupon/Maturity	CUSIP	S&P Rating	Moody's Rating	Trade Date	Settle Date	Original Cost	YTM at Cost	Accrued Interest	Amortized Cost	Market Value	
Corporate Note												
BANK OF NY MELLON CORP NOTES		06406RAM9	A	A1	04/23/20	04/27/20	5,072,350.00	1.31	39,569.44	5,041,394.28	5,115,170.00	
DTD 01/28/2020 1.850% 01/27/2023												
JOHN DEERE CAPITAL CORP CORPORATE NOTES		24422EVH9	A	A2	06/01/20	06/04/20	2,997,540.00	0.73	10,266.67	2,998,396.41	3,018,771.00	
DTD 06/04/2020 0.700% 07/05/2023												
CHEVRON USA INC CORPORATE NOTES		166756AJ5	AA-	Aa2	08/10/20	08/12/20	10,000,000.00	0.43	16,566.67	10,000,000.00	10,011,630.00	
DTD 08/12/2020 0.426% 08/11/2023												
JOHN DEERE CAPITAL CORP CORPORATE NOTES		24422EVJ5	A	A2	10/06/20	10/09/20	2,996,520.00	0.44	2,700.00	2,997,361.42	3,002,331.00	
DTD 10/09/2020 0.400% 10/10/2023												
BANK ON NY MELLON CORP FLT NOTES (CALLABLE)		06406RAT4	A	A1	04/19/21	04/26/21	15,000,000.00	0.27	7,541.67	15,000,000.00	15,018,765.00	
DTD 04/26/2021 0.310% 04/26/2024												
BANK OF NY MELLON CORP NOTES (CALLABLE)		06406RAS6	A	A1	04/19/21	04/26/21	34,962,550.00	0.54	31,597.22	34,964,805.20	34,954,465.00	
DTD 04/26/2021 0.500% 04/26/2024												
JOHN DEERE CAPITAL CORP CORPORATE NOTES		24422EVQ9	A	A2	06/07/21	06/10/21	29,962,500.00	0.49	7,875.00	29,963,220.49	29,836,710.00	
DTD 06/10/2021 0.450% 06/07/2024												
TOYOTA MOTOR CREDIT CORP CORPORATE NOTES		89236TJH9	A+	A1	06/15/21	06/18/21	14,982,150.00	0.54	2,708.33	14,982,361.72	14,943,915.00	
DTD 06/18/2021 0.500% 06/18/2024												
TOTOTA MOTOR CREDIT CORP NOTE (FLOAT)		89236TJJ5	A+	A1	06/15/21	06/18/21	20,000,000.00	0.27	2,083.33	20,000,000.00	20,008,300.00	
DTD 06/18/2021 0.310% 06/18/2024												
Security Type Sub-Total							234,919,754.00	0.98	521,892.79	235,176,545.72	236,074,578.40	
Commercial Paper												
CANADIAN IMPERIAL HILDING COMM PAPER		13607EU15	A-1	P-1	06/29/21	06/30/21	24,999,965.28	0.05	0.00	25,000,000.00	24,999,950.00	
DTD 10/30/2020 0.000% 07/01/2021												



Managed Account Detail of Securities Held

For the Month Ending **June 30, 2021**

SAN BERNARDINO COUNTY - 76990800

Security Type/Description Dated Date/Coupon/Maturity	CUSIP	S&P Rating	Moody's Rating	Trade Date	Settle Date	Original Cost	YTM at Cost	Accrued Interest	Amortized Cost	Market Value
Commercial Paper										
BNP PARIBAS NY BRANCH COMM PAPER DTD 12/29/2020 0.000% 07/02/2021	09659BU24	A-1	P-1	01/05/21	01/06/21	24,972,958.33	0.22	0.00	24,999,847.22	24,999,925.00
JP MORGAN SECURITIES LLC COMM PAPER DTD 01/05/2021 0.000% 07/08/2021	46640PU84	A-1	P-1	01/05/21	01/06/21	49,944,083.33	0.22	0.00	49,997,861.11	49,997,500.00
BNP PARIBAS NY BRANCH COMM PAPER DTD 10/14/2020 0.000% 07/12/2021	09659BUC2	A-1	P-1	03/16/21	03/16/21	24,988,527.78	0.14	0.00	24,998,930.56	24,999,450.00
NATIXIS NY BRANCH COMM PAPER DTD 12/16/2020 0.000% 07/14/2021	63873JUE8	A-1	P-1	01/06/21	01/06/21	24,975,062.50	0.19	0.00	24,998,284.72	24,999,750.00
STARBUCK FUNDING CORP COMM PAPER DTD 09/21/2020 0.000% 07/15/2021	85520LJF0	A-1	P-1	03/16/21	03/16/21	24,985,715.28	0.17	0.00	24,998,347.22	24,999,200.00
TOYOTA MOTOR CREDIT CORP COMM PAPER DTD 01/27/2021 0.000% 07/20/2021	89233GUL8	A-1+	P-1	01/27/21	01/27/21	24,980,666.67	0.16	0.00	24,997,888.89	24,999,625.00
NATIXIS NY BRANCH COMM PAPER DTD 10/27/2020 0.000% 07/23/2021	63873JUP3	A-1	P-1	01/27/21	01/27/21	24,982,791.67	0.14	0.00	24,997,861.11	24,999,525.00
COOPERATIVE RABOBANK U.A. COMM PAPER DTD 01/27/2021 0.000% 07/23/2021	21687AUP6	A-1	P-1	01/27/21	01/27/21	49,960,666.67	0.16	0.00	49,995,111.11	49,997,550.00
CREDIT AGRICOLE CIB NY COMM PAPER -- 0.000% 07/30/2021	22533TUW4	A-1	P-1	01/27/21	01/27/21	49,961,666.67	0.15	0.00	49,993,958.33	49,996,800.00
TOYOTA MOTOR CREDIT CORP COMM PAPER DTD 12/10/2020 0.000% 08/02/2021	89233GV29	A-1+	P-1	12/10/20	12/10/20	49,928,194.44	0.22	0.00	49,990,222.22	49,998,400.00
COOPERATIVE RABOBANK U.A. COMM PAPER DTD 01/29/2021 0.000% 08/02/2021	21687AV26	A-1	P-1	01/29/21	02/01/21	49,962,083.33	0.15	0.00	49,993,333.33	49,996,350.00
LIBERTY STREET FDG LLC COMM PAPER DTD 07/08/2020 0.000% 08/11/2021	53127TVB6	A-1	P-1	03/01/21	03/02/21	24,984,250.00	0.14	0.00	24,996,013.89	24,995,150.00
EXXON MOBIL CORP COMM PAPER DTD 12/18/2020 0.000% 09/01/2021	30229AW13	A-1+	P-1	12/18/20	12/22/20	49,919,180.56	0.23	0.00	49,980,194.45	49,995,050.00



Managed Account Detail of Securities Held

For the Month Ending **June 30, 2021**

SAN BERNARDINO COUNTY - 76990800

Security Type/Description	Dated Date/Coupon/Maturity	CUSIP	S&P Rating	Moody's Rating	Trade Date	Settle Date	Original Cost	YTM at Cost	Accrued Interest	Amortized Cost	Market Value
Commercial Paper											
BOFA SECURITIES INC COMM PAPER	-- 0.000% 09/08/2021	06054NWX80	A-1	NR	03/11/21	03/12/21	24,977,500.00	0.18	0.00	24,991,375.00	24,995,800.00
NATIXIS NY BRANCH COMM PAPER	DTD 01/27/2020 0.000% 09/08/2021	63873JWX89	A-1	P-1	03/10/21	03/12/21	49,952,500.00	0.19	0.00	49,981,791.67	49,996,050.00
BOFA SECURITIES INC COMM PAPER	-- 0.000% 09/09/2021	06054NWX98	A-1	NR	03/11/21	03/12/21	24,977,375.00	0.18	0.00	24,991,250.00	24,995,725.00
BOFA SECURITIES INC COMM PAPER	-- 0.000% 09/14/2021	06054NWXE7	A-1	NR	03/11/21	03/12/21	24,976,750.00	0.18	0.00	24,990,625.00	24,995,325.00
CHEVRON CORP COMM PAPER	DTD 12/09/2020 0.000% 09/22/2021	16677JWN2	A-1+	P-1	02/25/21	02/25/21	49,959,361.11	0.14	0.00	49,983,861.11	49,990,950.00
BOFA SECURITIES INC COMM PAPER	-- 0.000% 09/30/2021	06054NWXW7	A-1	NR	03/11/21	03/12/21	24,974,750.00	0.18	0.00	24,988,625.00	24,993,900.00
JP MORGAN SECURITIES LLC COMM PAPER	DTD 02/17/2021 0.000% 10/01/2021	46640PX16	A-1	P-1	02/17/21	02/18/21	49,950,000.00	0.16	0.00	49,979,555.56	49,969,100.00
EXXON MOBIL CORP COMM PAPER	DTD 12/30/2020 0.000% 10/07/2021	30229AX79	A-1+	P-1	03/31/21	04/01/21	49,965,875.00	0.13	0.00	49,982,305.56	49,990,600.00
COOPERATIVE RABOBANK UA COMM PAPER	DTD 08/26/2020 0.000% 10/20/2021	21687AXL2	A-1	P-1	03/12/21	03/15/21	49,948,291.67	0.17	0.00	49,973,791.67	49,984,250.00
BNP PARIBAS NY BRANCH COMM PAPER	DTD 09/17/2020 0.000% 10/29/2021	09659BXV7	A-1	P-1	06/24/21	06/25/21	24,989,500.00	0.12	0.00	24,990,000.00	24,990,425.00
COOPERATIVE RABOBANK UA COMM PAPER	DTD 08/26/2020 0.000% 11/01/2021	21687AY15	A-1	P-1	03/25/21	03/25/21	49,947,819.44	0.17	0.00	49,970,958.33	49,981,950.00
CREDIT AGRICOLE CIB NY COMM PAPER	-- 0.000% 11/01/2021	22533TY18	A-1	P-1	05/06/21	05/06/21	49,965,194.44	0.14	0.00	49,976,083.33	49,982,850.00
EXXON MOBIL CORP COMM PAPER	DTD 12/30/2020 0.000% 11/03/2021	30229AY37	A-1+	P-1	03/31/21	04/01/21	49,958,000.00	0.14	0.00	49,975,694.44	49,986,500.00



Managed Account Detail of Securities Held

For the Month Ending **June 30, 2021**

SAN BERNARDINO COUNTY - 76990800

Security Type/Description	Dated Date/Coupon/Maturity	CUSIP	S&P Rating	Moody's Rating	Trade Date	Settle Date	Original Cost	YTM at Cost	Accrued Interest	Amortized Cost	Market Value	
Commercial Paper												
CREDIT AGRICOLE CIB NY COMM PAPER		22533TY59	A-1	P-1	05/06/21	05/06/21	49,964,416.67	0.14	0.00	49,975,305.56	49,982,000.00	
DTD 05/06/2021 0.000% 11/05/2021												
TOYOTA MOTOR CREDIT CORP COMM PAPER		89233GYC4	A-1+	P-1	03/26/21	03/29/21	49,939,833.33	0.19	0.00	49,964,638.89	49,982,750.00	
DTD 03/18/2021 0.000% 11/12/2021												
JP MORGAN SECURITIES LLC COMM PAPER		46640PYH0	A-1	P-1	03/01/21	03/02/21	24,967,500.00	0.18	0.00	24,982,625.00	24,975,400.00	
DTD 10/01/2020 0.000% 11/17/2021												
CREDIT AGRICOLE CIB NY COMM PAPER		22533TZ17	A-1	P-1	05/06/21	05/06/21	125,890,275.00	0.15	0.00	125,919,675.00	125,940,654.00	
DTD 04/06/2021 0.000% 12/01/2021												
JP MORGAN SECURITIES LLC COMM PAPER		46640PZH9	A-1	P-1	03/25/21	03/25/21	24,962,916.67	0.20	0.00	24,976,527.78	24,969,100.00	
DTD 03/22/2021 0.000% 12/17/2021												
COOPERATIVE RABOBANK U.A. COMM PAPER		21687AZH9	A-1	P-1	06/23/21	06/24/21	49,970,666.67	0.12	0.00	49,971,833.34	49,972,300.00	
DTD 11/03/2020 0.000% 12/17/2021												
BOFA SECURITIES INC COMM PAPER		06054NZU8	A-1	NR	06/21/21	06/22/21	49,963,250.00	0.14	0.00	49,965,000.00	49,966,450.00	
DTD 03/05/2021 0.000% 12/28/2021												
COOPERATIVE RABOBANK U.A. COMM PAPER		21687AZW6	A-1	P-1	06/23/21	06/24/21	49,968,500.00	0.12	0.00	49,969,666.67	49,969,300.00	
DTD 11/03/2020 0.000% 12/30/2021												
NATIXIS NY BRANCH COMM PAPER		63873KA31	A-1	P-1	05/04/21	05/04/21	49,928,833.33	0.21	0.00	49,945,750.00	49,969,900.00	
DTD 04/08/2021 0.000% 01/03/2022												
TOYOTA MOTOR CREDIT CORP COMM PAPER		89233HC77	A-1+	P-1	06/24/21	06/24/21	49,943,111.11	0.16	0.00	49,944,666.67	49,945,650.00	
DTD 09/01/2020 0.000% 03/07/2022												
NATIXIS NY BRANCH COMM PAPER		63873KC96	A-1	P-1	06/23/21	06/24/21	49,942,666.67	0.16	0.00	49,944,222.23	49,944,800.00	
DTD 12/21/2020 0.000% 03/09/2022												
Security Type Sub-Total			1,601,000,000.00				1,599,530,698.62	0.16	0.00	1,600,273,681.97	1,600,445,954.00	

Certificate of Deposit



Managed Account Detail of Securities Held

For the Month Ending **June 30, 2021**

SAN BERNARDINO COUNTY - 76990800

Security Type/Description	Dated Date/Coupon/Maturity	CUSIP	S&P Rating	Moody's Rating	Trade Date	Settle Date	YTM at Cost	Accrued Interest	Amortized Cost	Market Value
Certificate of Deposit										
SVENSKA HANDELSBANKEN NY CERT DEPOS	DTD 07/15/2020 0.330% 07/01/2021	86959RHV5	A-1+	P-1	07/14/20	07/15/20	0.33	160,875.00	50,000,000.00	50,000,332.90
NORDEA BANK AB NEW YORK CERT DEPOS	DTD 07/17/2020 0.290% 07/01/2021	65558TC94	A-1+	P-1	07/16/20	07/17/20	0.29	140,569.44	50,000,000.00	50,000,277.40
ROYAL BANK OF CANADA NY CERT DEPOS	DTD 09/29/2020 0.200% 07/01/2021	78012UXY6	A-1+	P-1	09/29/20	09/29/20	0.20	76,388.89	50,000,000.00	50,000,152.55
SVENSKA HANDELSBANKEN NY CERT DEPOS	DTD 10/01/2020 0.225% 07/01/2021	86959RKN9	A-1+	P-1	10/01/20	10/01/20	0.22	85,312.50	50,000,000.00	50,000,187.25
BANK OF AMERICA NA CERT DEPOS	DTD 10/09/2020 0.200% 07/01/2021	06052TM23	A-1	P-1	10/08/20	10/09/20	0.20	73,611.11	50,000,000.00	50,000,152.55
BANK OF NOVA SCOTIA HOUS CERT DEPOS	DTD 11/24/2020 0.230% 07/01/2021	06417MLZ6	A-1	P-1	11/23/20	11/24/20	0.23	69,958.33	50,000,000.00	50,000,194.25
BANK OF NOVA SCOTIA HOUSTON CERT DEPOS	DTD 07/15/2020 0.350% 07/01/2021	06417MKL8	A-1	P-1	07/14/20	07/15/20	0.35	341,250.00	100,000,000.00	100,000,721.30
SWEDBANK NY CERT DEPOS	DTD 01/06/2021 0.220% 07/07/2021	87019VQ59	A-1	P-1	01/05/21	01/06/21	0.22	26,888.89	25,000,000.00	25,000,485.48
NORDEA BANK ABP NEW YORK CERT DEPOS	DTD 01/27/2021 0.150% 07/28/2021	65558T3J2	A-1+	P-1	01/27/21	01/27/21	0.15	32,291.67	50,000,000.00	50,001,163.50
TORONTO DOMINION BANK NY CERT DEPOS	DTD 07/02/2020 0.430% 08/02/2021	89114NN27	A-1+	P-1	10/06/20	10/07/20	0.25	152,172.22	35,005,579.40	35,009,283.51
BANK OF MONTREAL CHI FLOATING CERT DEPOS	DTD 08/28/2020 0.191% 08/02/2021	06367BSQ3	A-1	P-1	08/26/20	08/28/20	0.25	7,084.12	50,000,000.00	50,002,000.00
ROYAL BANK OF CANADA NY CERT DEPOS	DTD 10/01/2020 0.210% 08/02/2021	78012UYE9	A-1+	P-1	10/01/20	10/01/20	0.21	79,625.00	50,000,000.00	50,003,197.70
SVENSKA HANDELSBANKEN NY CERT DEPOS	DTD 11/02/2020 0.230% 08/02/2021	86959RLB4	A-1+	P-1	11/02/20	11/02/20	0.23	76,986.11	50,000,000.00	50,004,114.65



Managed Account Detail of Securities Held

For the Month Ending **June 30, 2021**

SAN BERNARDINO COUNTY - 76990800

Security Type/Description	Dated Date/Coupon/Maturity	CUSIP	S&P Rating	Moody's Rating	Trade Date	Settle Date	YTM at Cost	Accrued Interest	Amortized Cost	Market Value
Certificate of Deposit										
SVENSKA HANDELSBANKEN NY CERT DEPOS	DTD 02/01/2021 0.150% 08/06/2021	86959RMS6	A-1+	P-1	02/01/21	02/01/21	0.15	31,250.00	50,000,000.00	50,000,509.35
SWEDBANK (NEW YORK) CERT DEPOS	DTD 02/25/2021 0.150% 08/11/2021	87019VT31	A-1	P-1	02/25/21	02/25/21	0.15	26,250.00	50,000,000.00	50,000,579.00
SWEDBANK (NEW YORK) CERT DEPOS	DTD 03/23/2021 0.150% 08/12/2021	87019VU70	A-1	P-1	03/23/21	03/23/21	0.15	10,416.67	25,000,000.00	25,000,296.83
SVENSKA HANDELSBANKEN NY CERT DEPOS	DTD 11/24/2020 0.260% 08/25/2021	86959RLQ1	A-1+	P-1	11/23/20	11/24/20	0.26	79,083.33	50,000,000.00	50,009,314.15
BANK OF NOVA SCOTIA HOUS CERT DEPOS	DTD 12/08/2020 0.250% 09/01/2021	06417MMK8	A-1	P-1	12/07/20	12/08/20	0.25	71,180.56	50,000,000.00	50,007,852.95
ROYAL BANK OF CANADA NY CERT DEPOS	DTD 01/28/2021 0.150% 09/01/2021	78012UE35	A-1+	P-1	01/28/21	01/28/21	0.15	32,083.33	50,000,000.00	49,999,116.30
SWEDBANK NY CERT DEPOS	DTD 02/26/2021 0.170% 09/02/2021	87019VT23	A-1	P-1	02/24/21	02/26/21	0.17	29,513.89	50,000,000.00	50,000,880.25
SVENSKA HANDELSBANKEN NY CERT DEPOS	DTD 03/15/2021 0.170% 10/01/2021	86959RPC8	A-1+	P-1	03/12/21	03/15/21	0.17	25,500.00	50,000,000.00	49,999,988.85
TORONTO DOMINION BANK NY CERT DEPOS	DTD 03/17/2021 0.170% 10/01/2021	89114W4P7	A-1+	P-1	03/17/21	03/17/21	0.17	25,027.78	50,000,000.00	49,999,989.10
SWEDBANK (NEW YORK) CERT DEPOS	DTD 03/29/2021 0.170% 10/04/2021	87019VU96	A-1	P-1	03/29/21	03/29/21	0.17	11,097.22	25,000,000.00	24,999,995.00
TORONTO DOMINION BANK NY CERT DEPOS	DTD 03/24/2021 0.170% 10/06/2021	89114W5B7	A-1+	P-1	03/23/21	03/24/21	0.17	23,375.00	50,000,000.00	49,999,989.25
TORONTO DOMINION BANK NY CERT DEPOS	DTD 02/26/2021 0.160% 11/01/2021	89114W2H7	A-1+	P-1	02/24/21	02/26/21	0.16	27,777.78	50,000,000.00	49,998,262.65
NORDEA BANK ABP NEW YORK CERT DEPOS	DTD 05/04/2021 0.150% 11/12/2021	65558UAT9	A-1+	P-1	05/04/21	05/04/21	0.15	18,125.00	75,000,000.00	74,994,367.20



Managed Account Detail of Securities Held

For the Month Ending **June 30, 2021**

SAN BERNARDINO COUNTY - 76990800

Security Type/Description	Dated Date/Coupon/Maturity	CUSIP	S&P Rating	Moody's Rating	Trade Date	Settle Date	Original Cost	YTM at Cost	Accrued Interest	Amortized Cost	Market Value
Certificate of Deposit											
SWEDBANK NY CERT DEPOS	DTD 06/23/2021 0.120% 12/17/2021	87019VZ83	A-1	P-1	06/22/21	06/23/21	50,000,000.00	0.12	1,333.33	50,000,000.00	49,988,202.95
NORDEA BANK ABP NEW YORK CERT DEPOS	DTD 05/10/2021 0.150% 12/17/2021	65558UBC5	A-1+	P-1	05/10/21	05/10/21	75,000,000.00	0.15	16,250.00	75,000,000.00	74,992,909.50
BANK OF MONTREAL CHICAGO CERT DEPOS	DTD 06/08/2021 0.100% 12/17/2021	06367CG50	A-1	P-1	06/08/21	06/08/21	100,000,000.00	0.10	6,388.89	100,000,000.00	99,966,966.00
TORONTO DOMINION BANK NY CERT DEPOS	DTD 03/30/2021 0.170% 01/03/2022	89114W5K7	A-1+	P-1	03/29/21	03/30/21	25,000,000.00	0.17	10,979.17	25,000,000.00	24,994,799.38
SWEDBANK NY CERT DEPOS	DTD 06/29/2021 0.120% 01/03/2022	87019V2C0	A-1	P-1	06/29/21	06/29/21	25,000,000.00	0.12	166.67	25,000,000.00	24,988,325.15
TORONTO DOMINION BANK NY CERT DEPOS	DTD 03/15/2021 0.190% 01/03/2022	89114W4H5	A-1+	P-1	03/15/21	03/15/21	50,000,000.00	0.19	28,500.00	50,000,000.00	49,994,780.45
BANK OF MONTREAL CHICAGO CERT DEPOS	DTD 02/16/2021 0.200% 02/01/2022	06367CB48	A-1	P-1	02/12/21	02/16/21	50,000,000.00	0.20	37,500.00	50,000,000.00	49,996,956.95
TORONTO DOMINION BANK NY CERT DEPOS	DTD 03/15/2021 0.210% 02/01/2022	89114W4E2	A-1+	P-1	03/12/21	03/15/21	50,000,000.00	0.21	31,500.00	50,000,000.00	49,999,960.70
BNP PARIBAS NY BRANCH CERT DEPOS	DTD 05/04/2021 0.190% 02/01/2022	05586FHG5	A-1	P-1	05/04/21	05/04/21	100,000,000.00	0.19	30,611.11	100,000,000.00	99,987,977.20
ROYAL BANK OF CANADA NY CERT DEPOS	DTD 03/15/2021 0.220% 03/01/2022	78012UJ55	A-1+	P-1	03/12/21	03/15/21	50,000,000.00	0.22	33,000.00	50,000,000.00	50,003,337.55
BNP PARIBAS NY BRANCH CERT DEPOS	DTD 05/10/2021 0.220% 05/02/2022	05586FJL2	A-1	P-1	05/10/21	05/10/21	125,000,000.00	0.22	39,722.22	125,000,000.00	124,968,109.88
CANADIAN IMP BK COMM NY CERT DEPOS	DTD 05/27/2021 0.180% 06/01/2022	13606CTM6	A-1	P-1	05/26/21	05/27/21	50,000,000.00	0.18	8,750.00	50,000,000.00	49,967,389.55
ROYAL BANK OF CANADA NY CERT DEPOS	DTD 05/26/2021 0.180% 06/01/2022	78012UM36	A-1+	P-1	05/26/21	05/26/21	50,000,000.00	0.18	9,000.00	50,000,000.00	49,967,389.00



Managed Account Detail of Securities Held

For the Month Ending June 30, 2021

SAN BERNARDINO COUNTY - 76990800

Security Type/Description	Dated Date/Coupon/Maturity	CUSIP	S&P Rating	Moody's Rating	Trade Date	Settle Date	Original Cost	YTM at Cost	Accrued Interest	Amortized Cost	Market Value
Certificate of Deposit											
ROYAL BANK OF CANADA NY CERT DEPOS	78012UN92	78012UN92	A-1+	P-1	06/22/21	06/23/21	50,000,000.00	0.20	2,222.22	50,000,000.00	50,000,000.00
DTD 06/23/2021 0.200% 07/01/2022											
NORDEA BANK ABP NEW YORK CERT DEPOS	65558UDE9	65558UDE9	A-1+	P-1	06/24/21	06/25/21	50,000,000.00	0.19	1,583.33	50,000,000.00	50,000,000.00
DTD 06/25/2021 0.190% 07/01/2022											
BANK OF NOVA SCOTIA HOUS CERT DEPOS	06417MQM0	06417MQM0	A-1	P-1	06/24/21	06/24/21	75,000,000.00	0.20	2,916.67	75,000,000.00	75,000,000.00
DTD 06/24/2021 0.200% 07/01/2022											
BANK OF MONTREAL CHICAGO CERT DEPOS	06367CGY7	06367CGY7	A-1	P-1	06/22/21	06/23/21	100,000,000.00	0.20	4,444.44	100,000,000.00	100,000,000.00
DTD 06/23/2021 0.200% 07/01/2022											
CANADIAN IMP BK COMM NY CERT DEPOS	13606CUC6	13606CUC6	A-1	P-1	06/22/21	06/23/21	100,000,000.00	0.20	4,444.44	100,000,000.00	100,000,000.00
DTD 06/23/2021 0.200% 07/01/2022											
Security Type Sub-Total							2,460,054,025.18	0.20	2,003,006.33	2,460,005,579.40	2,459,850,508.18
Bank Note											
US BANK BANK NOTE (CALLABLE)	90331HNX7	90331HNX7	AA-	A1	11/13/18	11/16/18	9,986,200.00	3.50	43,125.00	9,998,262.41	10,084,080.00
DTD 11/16/2018 3.450% 11/16/2021											
US BANK NA CINCINNATI BKNT (CALLABLE)	90331HPJ6	90331HPJ6	AA-	A1	01/17/20	01/21/20	7,997,200.00	1.82	64,000.00	7,999,218.60	8,061,392.00
DTD 01/21/2020 1.800% 01/21/2022											
US BANK NA CORP NOTE (CALLABLE)	90331HPC1	90331HPC1	AA-	A1	05/21/19	05/23/19	6,992,580.00	2.69	19,580.56	6,997,792.96	7,138,467.00
DTD 05/23/2019 2.650% 05/23/2022											
WELLS FARGO BANK NA CALLABLE BANK NOTE	94988J6A0	94988J6A0	A+	Aa2	09/04/19	09/11/19	20,000,000.00	2.08	129,546.67	20,000,000.00	20,069,380.00
DTD 09/11/2019 2.082% 09/09/2022											
Security Type Sub-Total							44,975,980.00	2.45	256,252.23	44,995,273.97	45,353,319.00
Asset-Backed Security											
MBALT 2020-A A2	58770FAB8	58770FAB8	AAA	Aaa	01/21/20	01/29/20	101,136.67	1.82	81.81	101,139.45	101,199.48
DTD 01/29/2020 1.820% 03/15/2022											
HAROT 2019-4 A2	43813VAB4	43813VAB4	AAA	NR	11/19/19	11/26/19	664,436.04	1.86	446.31	664,461.59	665,163.65
DTD 11/26/2019 1.860% 06/20/2022											



Managed Account Detail of Securities Held

For the Month Ending **June 30, 2021**

SAN BERNARDINO COUNTY - 76990800

Security Type/Description	Dated Date/Coupon/Maturity	CUSIP	S&P Rating	Moody's Rating	Trade Date	Settle Date	Original Cost	YTM at Cost	Accrued Interest	Amortized Cost	Market Value
Asset-Backed Security											
TAOT 2019-D A2	11/13/2019 1.920% 07/15/2022	89233MAB9	AAA	Aaa	11/06/19	11/13/19	616,907.74	1.92	526.47	616,935.61	617,573.43
DTD 11/13/2019 1.920% 07/15/2022											
MBALT 2019-B A3	11/20/2019 2.000% 10/17/2022	58769OAC5	AAA	NR	11/13/19	11/20/19	2,010,785.42	2.01	1,787.65	2,010,962.77	2,024,181.19
DTD 11/20/2019 2.000% 10/17/2022											
HAROT 2020-1 A2	02/26/2020 1.630% 10/21/2022	43813RAB3	NR	Aaa	02/19/20	02/26/20	2,459,421.75	1.63	1,113.68	2,459,548.14	2,466,153.87
DTD 02/26/2020 1.630% 10/21/2022											
TAOT 2020-A A2	02/12/2020 1.670% 11/15/2022	89232HAB1	AAA	Aaa	02/04/20	02/12/20	3,219,165.85	1.67	2,389.37	3,219,185.71	3,226,706.84
DTD 02/12/2020 1.670% 11/15/2022											
MBALT 2020-A A3	01/29/2020 1.840% 12/15/2022	58770FAC6	AAA	Aaa	01/21/20	01/29/20	4,999,341.00	1.84	4,088.89	4,999,666.42	5,036,629.00
DTD 01/29/2020 1.840% 12/15/2022											
JOHN DEERE OWNER TRUST OTHER ABS	03/11/2020 1.010% 01/15/2023	47789KAB9	NR	Aaa	03/04/20	03/11/20	1,290,515.88	1.01	579.34	1,290,557.73	1,292,630.93
DTD 03/11/2020 1.010% 01/15/2023											
HAROT 2019-1 A3	02/27/2019 2.830% 03/20/2023	43814WAC9	AAA	NR	02/19/19	02/27/19	2,151,002.99	2.83	2,198.26	2,151,036.25	2,174,657.99
DTD 02/27/2019 2.830% 03/20/2023											
HAROT 2019-2 A3	05/29/2019 2.520% 06/21/2023	43815MAC0	NR	Aaa	05/21/19	05/29/19	5,908,457.28	2.52	4,136.07	5,908,570.74	5,982,738.81
DTD 05/29/2019 2.520% 06/21/2023											
JDOT 2019-A A3	03/13/2019 2.910% 07/15/2023	47789JAD8	NR	Aaa	03/05/19	03/13/19	2,177,316.38	2.91	2,816.34	2,177,458.38	2,202,617.94
DTD 03/13/2019 2.910% 07/15/2023											
TAOT 2019-A A3	02/13/2019 2.910% 07/15/2023	89239AAD5	AAA	Aaa	02/05/19	02/13/19	4,554,344.18	2.91	5,891.36	4,554,791.31	4,615,070.11
DTD 02/13/2019 2.910% 07/15/2023											
TAOT 2019-B A3	05/08/2019 2.570% 08/15/2023	89239JAD6	AAA	Aaa	04/30/19	05/08/19	3,700,993.26	2.57	4,228.03	3,701,290.35	3,745,280.86
DTD 05/08/2019 2.570% 08/15/2023											
HAROT 2019-3 A3	08/27/2019 1.780% 08/15/2023	43815NAC8	AAA	Aaa	08/21/19	08/27/19	4,442,341.49	1.78	3,514.41	4,442,358.64	4,482,977.70
DTD 08/27/2019 1.780% 08/15/2023											
TAOT 2019-C A3	08/14/2019 1.910% 09/15/2023	89238UAD2	AAA	Aaa	08/06/19	08/14/19	4,296,656.67	1.91	3,647.41	4,296,672.88	4,341,637.45
DTD 08/14/2019 1.910% 09/15/2023											
TLOT 2021-A A2	04/21/2021 0.270% 09/20/2023	89238EAB2	AAA	Aaa	04/13/21	04/21/21	5,999,230.80	0.28	495.00	5,999,292.72	6,003,616.33
DTD 04/21/2021 0.270% 09/20/2023											



Managed Account Detail of Securities Held

For the Month Ending **June 30, 2021**

SAN BERNARDINO COUNTY - 76990800

Security Type/Description	Dated Date/Coupon/Maturity	CUSIP	S&P Rating	Moody's Rating	Trade Date	Settle Date	Original Cost	YTM at Cost	Accrued Interest	Amortized Cost	Market Value
Asset-Backed Security											
HAROT 2021-2 A3	DTD 05/26/2021 0.490% 11/15/2023	43811JAB3	AAA	Aaa	05/18/21	05/26/21	19,999,814.00	0.49	4,355.56	19,999,821.42	19,991,184.00
JDOT 2019-B A3	DTD 07/24/2019 2.210% 12/15/2023	477870AC3	NR	Aaa	07/16/19	07/24/19	1,755,679.18	2.22	1,724.83	1,755,843.63	1,777,443.86
TAOT 2019-D A3	DTD 11/13/2019 1.920% 01/16/2024	89233MAD5	AAA	Aaa	11/06/19	11/13/19	4,499,675.10	1.92	3,840.00	4,499,802.08	4,555,335.15
MBALT 2021-B A2	DTD 06/29/2021 0.220% 01/16/2024	58769KAC8	AAA	NR	06/22/21	06/29/21	27,497,695.50	0.22	336.11	27,497,700.45	27,497,587.21
TAOT 2021-B A3	DTD 06/14/2021 0.460% 01/16/2024	89190GAB3	AAA	NR	06/08/21	06/14/21	34,999,356.00	0.46	7,602.78	34,999,367.57	34,989,405.50
HAROT 2019-4 A3	DTD 11/26/2019 1.830% 01/18/2024	43813VAC2	AAA	NR	11/19/19	11/26/19	8,998,396.20	1.83	5,947.50	8,999,013.78	9,108,694.80
HART 2019-B A3	DTD 11/06/2019 1.940% 02/15/2024	44891JAC2	AAA	NR	10/29/19	11/06/19	3,493,400.41	1.94	3,012.23	3,493,462.58	3,527,938.10
MBART 2019-1 A3	DTD 09/25/2019 1.940% 03/15/2024	58769TAD7	AAA	Aaa	09/18/19	09/25/19	6,454,241.98	1.94	5,565.76	6,454,593.06	6,521,657.43
TLOT 2021-A A3	DTD 04/21/2021 0.390% 04/22/2024	89238EAC0	AAA	Aaa	04/13/21	04/21/21	4,499,474.85	0.39	536.25	4,499,508.84	4,503,150.33
HAROT 2020-1 A3	DTD 02/26/2020 1.610% 04/22/2024	43813RAC1	NR	Aaa	02/19/20	02/26/20	9,998,040.00	1.61	4,472.22	9,998,674.38	10,138,097.00
TAOT 2020-A A3	DTD 02/12/2020 1.660% 05/15/2024	89232HAC9	AAA	Aaa	02/04/20	02/12/20	14,998,917.00	1.66	11,066.67	14,999,268.94	15,201,376.50
JOHN DEERE OWNER TRUST	DTD 03/11/2020 1.100% 08/15/2024	47789KAC7	NR	Aaa	03/04/20	03/11/20	4,999,694.50	1.10	2,444.44	4,999,784.56	5,042,994.50
CHAIT 2012-A7 A7	DTD 10/09/2012 2.160% 09/15/2024	161571FO2	AAA	NR	09/17/19	09/18/19	10,060,156.25	2.03	9,600.00	10,038,653.03	10,235,809.00
MBALT 2021-B A3	DTD 06/29/2021 0.400% 11/15/2024	58769KAD6	AAA	NR	06/22/21	06/29/21	16,498,754.25	0.40	366.67	16,498,756.27	16,502,424.54



Managed Account Detail of Securities Held

For the Month Ending **June 30, 2021**

SAN BERNARDINO COUNTY - 76990800

Security Type/Description	Dated Date/Coupon/Maturity	CUSIP	S&P Rating	Moody's Rating	Trade Date	Settle Date	Original Cost	YTM at Cost	Accrued Interest	Amortized Cost	Market Value
Asset-Backed Security											
CHAIT 2020-A1 A1	DTD 02/18/2020 1.530% 01/15/2025	161571HP2	AAA	NR	02/10/20	02/18/20	7,998,167.20	1.53	5,440.00	7,998,677.28	8,157,314.40
HAROT 2021-2 A3	DTD 05/26/2021 0.330% 08/15/2025	43811JAC1	AAA	Aaa	05/18/21	05/26/21	18,999,259.00	0.33	2,786.67	18,999,276.30	18,935,658.40
TAOT 2021-B A3	DTD 06/14/2021 0.260% 11/17/2025	89190GAC1	AAA	NR	06/08/21	06/14/21	36,996,015.10	0.26	4,542.78	36,996,056.99	36,842,491.00
Security Type Sub-Total		281,301,054.62					281,338,789.92	1.00	111,580.87	281,322,189.85	282,507,397.30
Managed Account Sub-Total		9,805,665,678.84					9,815,665,688.21	0.74	17,245,013.07	9,821,229,123.42	9,890,572,488.93
Securities Sub-Total		\$9,805,665,678.84					\$9,815,665,688.21	0.74%	\$17,245,013.07	\$9,821,229,123.42	\$9,890,572,488.93
Accrued Interest											\$17,245,013.07
Total Investments											\$9,907,817,502.00



Managed Account Fair Market Value & Analytics

For the Month Ending **June 30, 2021**

SAN BERNARDINO COUNTY - 76990800

Security Type/Description	Dated Date/Coupon/Maturity	CUSIP	Par	Broker	Next Call Date	Market Price	Market Value	Unreal G/L On Cost	Unreal G/L Amort Cost	Effective Duration	YTM at Mkt
U.S. Treasury Bond / Note											
US TREASURY NOTES	DTD 07/31/2014 2.250% 07/31/2021	912828WY2	100,000,000.00	MORGANST		100.17	100,171,880.00	246,098.75	174,585.42	0.09	0.24
US TREASURY NOTES	DTD 09/30/2016 1.125% 09/30/2021	912828T34	25,000,000.00	MIZUHO		100.27	25,066,405.00	868,162.81	118,519.26	0.25	0.07
US TREASURY NOTES	DTD 12/01/2014 1.875% 11/30/2021	912828G53	25,000,000.00	BMO		100.75	25,187,500.00	453,125.00	209,868.42	0.42	0.08
US TREASURY NOTES	DTD 02/02/2015 1.500% 01/31/2022	912828H86	50,000,000.00	TD SEC U		100.83	50,414,060.00	1,634,763.12	558,386.23	0.58	0.09
US TREASURY NOTES	DTD 02/28/2017 1.875% 02/28/2022	912828W55	25,000,000.00	CITIGRP		101.19	25,296,875.00	473,632.81	324,454.23	0.66	0.10
US TREASURY NOTES	DTD 06/30/2020 0.125% 06/30/2022	912828ZX1	100,000,000.00	CITIGRP		100.03	100,031,250.00	(7,812.50)	136.76	1.00	0.09
US TREASURY NOTES	DTD 06/30/2020 0.125% 06/30/2022	912828ZX1	100,000,000.00	RBC CAP		100.03	100,031,250.00	(15,625.00)	(6,085.89)	1.00	0.09
US TREASURY NOTES	DTD 07/31/2017 1.875% 07/31/2022	9128282P4	100,000,000.00	RBC		101.91	101,906,250.00	3,160,156.25	2,323,163.27	1.07	0.12
US TREASURY NOTES	DTD 11/02/2015 1.875% 10/31/2022	912828M49	25,000,000.00	BMO_DJR		102.30	25,574,220.00	834,962.19	644,922.36	1.32	0.15
US TREASURY NOTES	DTD 05/31/2016 1.625% 05/31/2023	912828R69	50,000,000.00	DEUTSCHE		102.64	51,320,310.00	2,662,106.87	1,939,805.38	1.89	0.24
US TREASURY NOTES	DTD 06/30/2016 1.375% 06/30/2023	912828S35	25,000,000.00	MIZUHO		102.25	25,562,500.00	861,328.12	726,787.86	1.98	0.25
US TREASURY NOTES	DTD 06/30/2016 1.375% 06/30/2023	912828S35	50,000,000.00	WELLSFAR		102.25	51,125,000.00	3,001,953.12	2,008,913.97	1.98	0.25
US TREASURY NOTES	DTD 07/02/2018 2.625% 06/30/2023	9128284U1	50,000,000.00	SOC GEN		104.73	52,367,190.00	1,732,424.37	2,067,485.24	1.96	0.25
US TREASURY NOTES	DTD 06/30/2016 1.375% 06/30/2023	912828S35	100,000,000.00	SOC GEN		102.25	102,250,000.00	6,214,843.75	4,131,752.01	1.98	0.25
US TREASURY NOTES	DTD 08/01/2016 1.250% 07/31/2023	912828S92	100,000,000.00	BNP		102.05	102,046,880.00	5,781,255.00	3,836,366.13	2.05	0.27
US TREASURY NOTES	DTD 08/31/2016 1.375% 08/31/2023	912828D1	100,000,000.00	MORGANST		102.36	102,359,380.00	5,796,880.00	4,041,968.18	2.14	0.28
US TREASURY NOTES	DTD 05/15/2014 2.500% 05/15/2024	912828WJ5	50,000,000.00	BNP		105.92	52,960,940.00	898,440.00	1,679,208.66	2.79	0.43



Managed Account Fair Market Value & Analytics

For the Month Ending **June 30, 2021**

SAN BERNARDINO COUNTY - 76990800

Security Type/Description	Dated Date/Coupon/Maturity	CUSIP	Par	Broker	Next Call Date	Market Price	Market Value	Unreal G/L On Cost	Unreal G/L Amort Cost	Effective Duration	YTM at Mkt
U.S. Treasury Bond / Note											
US TREASURY NOTES	DTD 05/15/2014 2.500% 05/15/2024	912828WJ5	50,000,000.00	WELLSFAR		105.92	52,960,940.00	1,349,611.87	1,905,831.88	2.79	0.43
US TREASURY NOTES	DTD 06/30/2017 2.000% 06/30/2024	912828XX3	50,000,000.00	DAIWA		104.58	52,289,060.00	1,402,341.25	1,730,717.83	2.93	0.46
US TREASURY NOTES	DTD 06/30/2017 2.000% 06/30/2024	912828XX3	50,000,000.00	MORGANST		104.58	52,289,060.00	1,271,481.87	1,634,774.59	2.93	0.46
US TREASURY NOTES	DTD 06/30/2017 2.000% 06/30/2024	912828XX3	50,000,000.00	RBC		104.58	52,289,060.00	1,353,513.12	1,686,457.74	2.93	0.46
US TREASURY NOTES	DTD 06/30/2019 1.750% 06/30/2024	9128286Z8	50,000,000.00	MORGANST		103.86	51,929,690.00	1,755,861.87	1,815,164.25	2.94	0.45
US TREASURY NOTES	DTD 07/31/2017 2.125% 07/31/2024	9128282N9	50,000,000.00	TOR DOM		105.05	52,523,440.00	1,048,830.62	1,577,337.34	2.98	0.48
US TREASURY NOTES	DTD 02/17/2015 2.000% 02/15/2025	912828JZ7	50,000,000.00	MIZUHO		104.97	52,484,375.00	1,908,203.12	2,079,158.58	3.50	0.61
US TREASURY NOTES	DTD 05/15/2015 2.125% 05/15/2025	912828XB1	50,000,000.00	BMO		105.56	52,781,250.00	1,671,875.00	1,990,197.93	3.74	0.67
Security Type Sub-Total			1,475,000,000.00				1,513,218,765.00	46,358,413.38	39,199,877.63	1.88	0.28

Supra-National Agency Bond / Note

INTL BANK OF RECONSTRUCTION AND DEV NOTE	DTD 07/25/2018 2.750% 07/23/2021	459058GH0	50,000,000.00	MORGANST		100.15	50,074,850.00	191,850.00	77,202.83	0.06	0.40
INTL BANK OF RECON AND DEV GLOBAL NOTES	DTD 12/13/2017 2.125% 12/13/2021	459058GF4	20,000,000.00	DEUTSCHE		100.91	20,181,800.00	226,800.00	186,882.14	0.45	0.12
INTL BANK OF RECONSTRUCTION AND DEV NOTE	DTD 01/26/2017 2.000% 01/26/2022	459058FY4	50,000,000.00	CIBC		101.05	50,526,300.00	(371,000.00)	(6,471.87)	0.57	0.16
INTER-AMERICAN DEVELOPMENT BANK NOTE	DTD 09/26/2018 3.000% 09/26/2022	4581X0DD7	25,000,000.00	JPMCHASE		103.45	25,861,475.00	917,475.00	878,800.12	1.22	0.21
INTL BK OF RECON AND DEV NOTE	DTD 04/20/2021 0.125% 04/20/2023	459058JV6	75,000,000.00	WELLS_F		99.76	74,817,525.00	(27,225.00)	(42,537.33)	1.81	0.27



Managed Account Fair Market Value & Analytics

For the Month Ending **June 30, 2021**

SAN BERNARDINO COUNTY - 76990800

Security Type / Description	Dated Date / Coupon / Maturity	CUSIP	Par	Broker	Next Call Date	Market Price	Market Value	Unreal G/L On Cost	Unreal G/L Amort Cost	Effective Duration	YTM at Mkt
Supra-National Agency Bond / Note											
INTER-AMERICAN DEVEL BK NOTES	04/24/2020 0.500% 05/24/2023	4581X0DM7	20,000,000.00	RBC CAP		100.43	20,086,640.00	93,440.00	90,822.76	1.89	0.27
INTER-AMERICAN DEVELOPMENT BANK NOTE		4581X0CC0	25,000,000.00	BMO		105.97	26,492,525.00	1,012,525.00	1,253,683.02	2.19	0.35
DTD 10/04/2013 3.000% 10/04/2023											
INTL BK RECON & DEVELOP NOTES		459058JM6	25,000,000.00	TD		99.71	24,928,200.00	(18,050.00)	(28,800.00)	2.39	0.37
DTD 11/24/2020 0.250% 11/24/2023											
INTL BANK OF RECON AND DEV SN (FLOATER)		45906M2B6	10,000,000.00	BMO		100.79	10,078,620.00	78,620.00	78,620.00	0.00	0.44
DTD 06/16/2020 0.440% 06/17/2024											
Security Type Sub-Total			300,000,000.00				303,047,935.00	2,104,435.00	2,488,201.67	1.20	0.28

NOW Account

BANK OF THE WEST MONEY MARKET FUND	BKOFWEST7	22,000,000.00	DIRECT			1.00	22,000,000.00	0.00	0.00	0.00	0.07
BANK OF THE WEST MONEY MARKET FUND	BKOFWEST7	29,000,000.00	DIRECT			1.00	29,000,000.00	0.00	0.00	0.00	0.07
BANK OF THE WEST MONEY MARKET FUND	BKOFWEST7	37,000,000.00	DIRECT			1.00	37,000,000.00	0.00	0.00	0.00	0.07
BANK OF THE WEST MONEY MARKET FUND	BKOFWEST7	112,000,000.00	DIRECT			1.00	112,000,000.00	0.00	0.00	0.00	0.07
Security Type Sub-Total		200,000,000.00					200,000,000.00	0.00	0.00	0.00	0.07

Money Market Mutual Fund

FEDERATED GOVT OBLIGATIONS FUND	608919718	1,000,000.00				1.00	1,000,000.00	0.00	0.00	0.00	0.01
FIDELITY GOV'T MM FUND 2642	31607A703	1,000,000.00				1.00	1,000,000.00	0.00	0.00	0.00	0.01
Security Type Sub-Total		2,000,000.00					2,000,000.00	0.00	0.00	0.00	0.01

Joint Powers Authority

CALIFORNIA ASSET MANAGEMENT PROGRAM	CAMPMF025	15,000,000.00	DIRECT			1.00	15,000,000.00	0.00	0.00	0.00	0.05
CALIFORNIA ASSET MANAGEMENT PROGRAM	CAMPMF025	36,000,000.00	DIRECT			1.00	36,000,000.00	0.00	0.00	0.00	0.05
CALIFORNIA ASSET MANAGEMENT PROGRAM	CAMPMF025	421,000,000.00	DIRECT			1.00	421,000,000.00	0.00	0.00	0.00	0.05



Managed Account Fair Market Value & Analytics

For the Month Ending **June 30, 2021**

SAN BERNARDINO COUNTY - 76990800

Security Type/Description	Dated Date/Coupon/Maturity	CUSIP	Par	Broker	Next Call Date	Market Price	Market Value	Unreal G/L On Cost	Unreal G/L Amort Cost	Effective Duration	YTM at Mkt
Security Type Sub-Total			472,000,000.00				472,000,000.00	0.00	0.00	0.00	0.05
Federally Insured Cash Account											
STONECASTLE FICA		FICAMF003	25,000,000.00			1.00	25,000,000.00	0.00	0.00	0.00	0.05
Security Type Sub-Total			25,000,000.00				25,000,000.00	0.00	0.00	0.00	0.05
Federal Agency Collateralized Mortgage Obligation											
FHMS K033 A2	DTD 10/01/2013 3.060% 07/01/2023	3137B4WB8	2,800,000.00	CANTFIT		104.43	2,923,943.06	(54,775.69)	(14,996.97)	1.94	0.83
FHMS KMP1 A2	DTD 09/01/2017 2.982% 08/01/2024	3137FATE8	50,000,000.00	JPMCHAS		105.91	52,953,422.00	(1,070,015.50)	(677,013.60)	2.95	1.04
FHMS K729 A2	DTD 12/01/2017 3.136% 10/01/2024	3137FCM43	16,500,000.00	CANTFIT		107.00	17,654,619.51	(314,911.74)	(147,247.10)	3.10	0.95
FHMS K045 A2	DTD 05/01/2015 3.023% 01/01/2025	3137BHJ1	25,000,000.00	MS		107.44	26,859,864.50	(605,955.81)	(278,516.26)	3.33	0.87
FHMS KJ32 A1	DTD 11/01/2020 0.516% 06/01/2025	3137F72U8	2,407,862.58	JPM		98.16	2,363,445.49	(44,407.46)	(44,408.71)	3.10	1.00
FHMS K726 A1	DTD 06/01/2017 2.700% 10/01/2025	3137BYLE8	25,000,000.00	INCAPIT		106.39	26,598,679.25	(264,602.00)	(193,070.46)	4.02	1.16
FHMS KJ23 A1	DTD 01/29/2019 3.683% 10/01/2025	3137FKSQ0	60,000,000.00	JPMCHAS		107.74	64,645,636.20	(585,613.80)	(532,267.72)	3.95	1.79
FRESB 2021-SB82 A5	DTD 01/01/2021 0.670% 11/01/2025	30318CAA5	1,497,463.12	PIPER J		100.49	1,504,806.68	0.00	673.72	4.27	0.56
FRESB 2021-SB82 A5	DTD 01/01/2021 0.670% 11/01/2025	30318CAA5	3,494,080.60	WELLS_F		100.49	3,511,215.57	(0.01)	1,572.01	4.27	0.56
FHMS KJ33 A1	DTD 02/01/2021 0.440% 12/01/2025	3137F9ZD6	11,891,280.84	JPMCHAS		98.18	11,675,237.20	(215,663.11)	(215,690.46)	3.03	0.86
FRESB 2021-SB83	DTD 02/01/2021 0.670% 01/01/2026	30318NAA1	3,983,937.08	JPMCHAS		100.47	4,002,645.65	0.00	1,389.72	4.43	0.56
FHMS K729 A2	DTD 01/30/2020 2.525% 10/01/2026	3137FOXJ7	8,250,000.00	CANTFIT		106.80	8,810,656.72	(5,241.72)	(4,946.83)	4.94	1.19
Security Type Sub-Total			210,824,624.22				223,504,171.83	(3,161,186.84)	(2,104,522.66)	3.55	1.22



Managed Account Fair Market Value & Analytics

For the Month Ending **June 30, 2021**

SAN BERNARDINO COUNTY - 76990800

Security Type/Description	Dated Date/Coupon/Maturity	CUSIP	Par	Broker	Next Call Date	Market Price	Market Value	Unreal G/L On Cost	Unreal G/L Amort Cost	Effective Duration	YTM at Mkt
Federal Agency Bond / Note											
FHLB NOTES		313378JP7	20,000,000.00	MIZUHO		100.45	20,089,260.00	(232,340.00)	58,486.95	0.19	0.08
DTD 03/05/2012 2.375% 09/10/2021											
FEDERAL HOME LOAN BANKS NOTES		3130AF5B9	50,000,000.00	BARCLAYS		100.82	50,412,350.00	444,850.00	415,404.29	0.28	0.09
DTD 10/12/2018 3.000% 10/12/2021											
FEDERAL HOME LOAN BANKS NOTES		3130AHJY0	30,000,000.00	WELLSFAR		100.60	30,178,830.00	230,130.00	188,578.38	0.39	0.08
DTD 11/08/2019 1.625% 11/19/2021											
FEDERAL HOME LOAN BANKS NOTES		3130AHSR5	22,500,000.00	BARCLAYS		100.73	22,664,250.00	188,550.00	169,967.65	0.47	0.08
DTD 12/20/2019 1.625% 12/20/2021											
FANNIE MAE NOTES		3135G0U92	60,000,000.00	TD		101.35	60,808,920.00	852,120.00	816,566.72	0.52	0.08
DTD 01/11/2019 2.625% 01/11/2022											
FEDERAL FARM CREDIT BANK NOTES		3133EJ5P0	50,000,000.00	FTN		101.38	50,692,100.00	734,600.00	699,894.25	0.54	0.08
DTD 01/18/2019 2.600% 01/18/2022											
FANNIE MAE NOTES		3135G0V59	75,000,000.00	BARCLAYS		101.68	76,260,000.00	1,506,000.00	1,323,968.98	0.78	0.10
DTD 04/12/2019 2.250% 04/12/2022											
FEDERAL FARM CREDIT BANK NOTES		3133ELYR9	100,000,000.00	JPMCHAS		100.12	100,121,700.00	248,700.00	175,457.53	0.85	0.11
DTD 05/06/2020 0.250% 05/06/2022											
FEDERAL HOME LOAN BANK		313379O69	25,000,000.00	WELLSFAR		101.89	25,472,500.00	316,000.00	421,711.32	0.94	0.12
DTD 06/01/2012 2.125% 06/10/2022											
FFCB NOTES		3133ELDK7	40,000,000.00	INCAPITA		101.45	40,578,080.00	580,199.20	578,890.97	0.95	0.12
DTD 12/16/2019 1.630% 06/15/2022											
FREDDIE MAC NOTES		3137EAET2	25,000,000.00	WELLS_F		100.00	24,999,675.00	56,175.00	29,700.27	1.07	0.13
DTD 07/23/2020 0.125% 07/25/2022											
FANNIE MAE NOTES		3135G0W33	75,000,000.00	BARCLAYS		101.46	76,091,625.00	1,352,625.00	1,194,500.91	1.17	0.14
DTD 09/06/2019 1.375% 09/06/2022											
FEDERAL HOME LOAN BANKS NOTES		313380GJ0	10,000,000.00	WELLSFAR		102.21	10,220,800.00	70,300.00	161,660.43	1.18	0.14
DTD 08/13/2012 2.000% 09/09/2022											
FEDERAL HOME LOAN BANK NOTES		3130AKDH6	64,000,000.00	CITIGRP		99.97	63,978,688.00	63,168.00	33,965.04	1.31	0.15
DTD 10/22/2020 0.125% 10/21/2022											
FFCB NOTES		3133EMGX4	75,000,000.00	BARCLAY		99.94	74,952,450.00	95,700.00	52,528.77	1.40	0.17
DTD 11/23/2020 0.125% 11/23/2022											
FEDERAL FARM CREDIT BANK NOTES(CALLABLE)		3133ELJN5	10,000,000.00	OTHER	01/24/22	100.87	10,087,440.00	92,440.00	90,049.49	0.56	1.08
DTD 01/24/2020 1.640% 01/24/2023											



Managed Account Fair Market Value & Analytics

For the Month Ending **June 30, 2021**

SAN BERNARDINO COUNTY - 76990800

Security Type/Description	Dated Date/Coupon/Maturity	CUSIP	Par	Broker	Next Call Date	Market Price	Market Value	Unreal G/L On Cost	Unreal G/L Amort Cost	Effective Duration	YTM at Mkt
Federal Agency Bond / Note											
FEDERAL FARM CREDIT BANK NOTES(CALLABLE)		3133ELJN5	20,000,000.00	DAIWA	01/24/22	100.87	20,174,880.00	184,880.00	180,098.98	0.56	1.08
DTD 01/24/2020 1.640% 01/24/2023											
FEDERAL FARM CREDIT BANK NOTES(CALLABLE)		3133ELJN5	20,000,000.00	FCSTONE	01/24/22	100.87	20,174,880.00	184,880.00	180,098.98	0.56	1.08
DTD 01/24/2020 1.640% 01/24/2023											
FEDERAL FARM CREDIT BANK NOTES		3133EMPH9	10,000,000.00	CASTLE		99.88	9,988,020.00	(6,380.00)	(7,515.34)	1.59	0.20
DTD 02/03/2021 0.125% 02/03/2023											
FEDERAL FARM CREDIT BANK NOTES		3133EMPH9	40,000,000.00	TOR DOM		99.88	39,952,080.00	(25,520.00)	(30,061.37)	1.59	0.20
DTD 02/03/2021 0.125% 02/03/2023											
FEDERAL HOME LOAN BANKS NOTES		3130AJ7E3	50,000,000.00	WELLSFAR		101.91	50,953,800.00	1,045,800.00	1,004,012.45	1.61	0.20
DTD 02/21/2020 1.375% 02/17/2023											
FEDERAL HOME LOAN BANKS NOTES		3130ADRG9	10,000,000.00	TOR DOM		104.29	10,428,580.00	385,900.00	411,266.68	1.65	0.21
DTD 03/01/2018 2.750% 03/10/2023											
FREDDIE MAC NOTES		3137EAEQ8	50,000,000.00	CITIGRP		100.28	50,138,850.00	263,850.00	213,964.16	1.80	0.22
DTD 04/20/2020 0.375% 04/20/2023											
FREDDIE MAC NOTES		3137EAER6	100,000,000.00	WELLS_F		100.27	100,265,700.00	307,700.00	291,560.93	1.84	0.23
DTD 05/07/2020 0.375% 05/05/2023											
FFCB NOTES		3133EMYX4	56,000,000.00	BARCLAY		99.80	55,890,464.00	(37,856.00)	(42,961.97)	1.86	0.23
DTD 05/10/2021 0.125% 05/10/2023											
FANNIE MAE NOTES		3135G04Q3	100,000,000.00	CITIGRP		100.04	100,036,700.00	337,700.00	226,371.23	1.89	0.23
DTD 05/22/2020 0.250% 05/22/2023											
FFCB FLOATING NOTES		3133ELH72	45,000,000.00	LOOP CA		100.53	45,239,670.00	239,670.00	239,670.00	0.00	0.37
DTD 06/09/2020 0.370% 06/09/2023											
FREDDIE MAC NOTES		3137EAES4	23,000,000.00	TOR DOM		100.02	23,004,301.00	71,461.00	48,767.67	1.99	0.24
DTD 06/26/2020 0.250% 06/26/2023											
FANNIE MAE NOTES		3135G05G4	50,000,000.00	CITIGRP		99.98	49,992,150.00	99,650.00	64,700.23	2.02	0.26
DTD 07/10/2020 0.250% 07/10/2023											
FEDERAL FARM CREDIT BANKS NOTES		3133EKZK5	10,000,000.00	WELLSFAR		102.81	10,281,360.00	234,260.00	256,148.80	2.08	0.27
DTD 08/14/2019 1.600% 08/14/2023											
FREDDIE MAC NOTES		3137EAEV7	45,000,000.00	CITIGRP		99.96	44,982,900.00	28,800.00	15,673.77	2.14	0.27
DTD 08/21/2020 0.250% 08/24/2023											
FREDDIE MAC NOTES		3137EAEW5	32,000,000.00	WELLS_F		99.94	31,980,640.00	(8,800.00)	(11,682.62)	2.18	0.28
DTD 09/04/2020 0.250% 09/08/2023											



Managed Account Fair Market Value & Analytics

For the Month Ending **June 30, 2021**

SAN BERNARDINO COUNTY - 76990800

Security Type/Description	Dated Date/Coupon/Maturity	CUSIP	Par	Broker	Next Call Date	Market Price	Market Value	Unreal G/L On Cost	Unreal G/L Amort Cost	Effective Duration	YTM at Mkt
Federal Agency Bond / Note											
FREDDIE MAC NOTES	3137EAEY1	64,000,000.00	WELLS_F			99.63	63,762,240.00	960.00	(55,286.36)	2.29	0.29
DTD 10/16/2020 0.125% 10/16/2023											
FREDDIE MAC NOTES	3137EAEZ8	75,000,000.00	CITIGRP			99.87	74,898,750.00	(33,750.00)	(48,407.85)	2.34	0.31
DTD 11/05/2020 0.250% 11/06/2023											
FANNIE MAE NOTES	3135G06H1	50,000,000.00	JPMCHAS			99.86	49,930,850.00	(12,150.00)	(23,477.26)	2.40	0.31
DTD 11/25/2020 0.250% 11/27/2023											
FREDDIE MAC NOTES	3137EAF2	62,000,000.00	CITIGRP			99.81	61,883,626.00	(54,994.00)	(66,709.45)	2.42	0.33
DTD 12/04/2020 0.250% 12/04/2023											
FANNIE MAE NOTES	3135G0V34	100,000,000.00	JPM_CHAS			105.50	105,500,500.00	5,872,500.00	5,694,152.22	2.51	0.37
DTD 02/08/2019 2.500% 02/05/2024											
FHLB BONDS	3130AFW94	50,000,000.00	BARCLAYS			105.55	52,773,650.00	2,950,650.00	2,866,516.78	2.53	0.37
DTD 02/15/2019 2.500% 02/13/2024											
FHLMC (CALLABLE) NOTES	3134GVPP7	25,000,000.00	CANTFIT		04/29/22	100.08	25,020,225.00	20,225.00	20,225.00	0.83	0.54
DTD 04/29/2020 0.570% 04/29/2024											
FHLMC (CALLABLE) NOTES	3134GVUY2	25,000,000.00	WELLS_F		05/20/22	99.96	24,989,125.00	(10,875.00)	(10,875.00)	0.89	0.53
DTD 05/20/2020 0.510% 05/20/2024											
FHLMC (CALLABLE) NOTES	3134GVXC7	25,000,000.00	INCAPIT		05/20/22	99.94	24,984,450.00	(15,550.00)	(15,550.00)	0.89	0.52
DTD 05/20/2020 0.500% 05/20/2024											
FANNIE MAE NOTES	3135G0V75	25,000,000.00	CITI			103.82	25,954,725.00	1,173,725.00	1,086,726.65	2.92	0.47
DTD 07/08/2019 1.750% 07/02/2024											
FEDERAL HOME LOAN BANK NOTES	3130A2UW4	25,000,000.00	WELLSFAR			107.50	26,876,025.00	425,275.00	941,345.76	3.06	0.51
DTD 08/15/2014 2.875% 09/13/2024											
FEDERAL HOME LOAN BANK NOTES	3130A2UW4	25,000,000.00	MORGANST			107.50	26,876,025.00	442,700.00	951,554.08	3.06	0.51
DTD 08/15/2014 2.875% 09/13/2024											
FANNIE MAE NOTES	3135G0W66	25,000,000.00	CITI			103.64	25,909,775.00	952,525.00	937,946.88	3.21	0.51
DTD 10/18/2019 1.625% 10/15/2024											
FEDERAL HOME LOAN BANK NOTES	3130A3GE8	10,000,000.00	JEFFERIE			107.41	10,740,930.00	225,300.00	386,592.44	3.32	0.58
DTD 11/06/2014 2.750% 12/13/2024											
FEDERAL HOME LOAN BANK NOTES	3130A3GE8	25,000,000.00	INTL_FCS			107.41	26,852,325.00	467,825.00	900,905.65	3.32	0.58
DTD 11/06/2014 2.750% 12/13/2024											
FEDERAL HOME LOAN BANK NOTES	3130A3GE8	25,000,000.00	WELLSFAR			107.41	26,852,325.00	564,825.00	967,563.42	3.32	0.58
DTD 11/06/2014 2.750% 12/13/2024											
FANNIE MAE NOTES	3135G0X24	75,000,000.00	BARCLAYS			103.57	77,677,050.00	2,916,300.00	2,845,731.74	3.41	0.60
DTD 01/10/2020 1.625% 01/07/2025											



Managed Account Fair Market Value & Analytics

For the Month Ending **June 30, 2021**

SAN BERNARDINO COUNTY - 76990800

Security Type/Description	Dated Date/Coupon/Maturity	CUSIP	Par	Broker	Next Call Date	Market Price	Market Value	Unreal G/L On Cost	Unreal G/L Amort Cost	Effective Duration	YTM at Mkt
Federal Agency Bond / Note											
FREDDIE MAC NOTES		3137EAEPO	50,000,000.00	WELLSFAR		103.18	51,592,150.00	1,630,650.00	1,620,038.77	3.52	0.61
DTD 02/14/2020 1.500% 02/12/2025											
FEDERAL HOME LOAN BANKS NOTES		3130A4CH3	25,840,000.00	DAIWA		106.35	27,480,013.12	821,918.72	1,065,434.61	3.55	0.64
DTD 02/17/2015 2.375% 03/14/2025											
FANNIE MAE NOTES		3135G03U5	50,000,000.00	CITIGRP		99.88	49,938,450.00	41,450.00	16,998.79	3.77	0.66
DTD 04/24/2020 0.625% 04/22/2025											
FHLMC (CALLABLE) NOTES		3134GVPR3	25,000,000.00	PIPER J	05/06/22	99.79	24,946,325.00	(53,675.00)	(53,675.00)	0.85	0.76
DTD 05/06/2020 0.700% 05/06/2025											
FANNIE MAE NOTES		3135G04Z3	50,000,000.00	WELLS_F		99.23	49,614,350.00	(282,150.00)	(303,542.27)	3.93	0.70
DTD 06/19/2020 0.500% 06/17/2025											
FREDDIE MAC NOTES		3137EAEU9	45,000,000.00	WELLS_F		98.68	44,407,980.00	(367,920.00)	(410,061.61)	4.02	0.70
DTD 07/23/2020 0.375% 07/21/2025											
FANNIE MAE NOTES		3135G05X7	50,000,000.00	BARCLAY		98.61	49,306,850.00	(459,150.00)	(498,663.16)	4.12	0.71
DTD 08/27/2020 0.375% 08/25/2025											
FREDDIE MAC (CALLABLE) NOTES		3134GWA22	19,900,000.00	OPCO	09/02/21	99.05	19,711,328.10	(188,671.90)	(188,671.90)	0.18	0.78
DTD 09/02/2020 0.550% 09/02/2025											
FEDERAL HOME LOAN BANK NOTES		3130AK5E2	14,000,000.00	WELLS_F		98.40	13,776,280.00	(181,720.00)	(188,485.26)	4.14	0.76
DTD 09/11/2020 0.375% 09/04/2025											
FREDDIE MAC NOTES		3137EAEX3	20,000,000.00	CITIGRP		98.55	19,709,360.00	(230,440.00)	(239,648.22)	4.20	0.72
DTD 09/25/2020 0.375% 09/23/2025											
FANNIE MAE NOTES		3135G06G3	45,000,000.00	BARCLAY		98.91	44,510,535.00	(328,365.00)	(348,801.08)	4.31	0.75
DTD 11/12/2020 0.500% 11/07/2025											
Security Type Sub-Total			2,498,240,000.00				2,527,569,860.22	26,192,630.02	27,301,322.90	1.97	0.35

Corporate Note

MICROSOFT CORP (CALLED, OMD		594918BP8	9,800,000.00	LOOP CAP	07/08/21	100.02	9,801,989.40	194,265.40	3,706.15	0.02	0.63
08/08/21) NO											
DTD 02/08/2021 1.550% 07/08/2021											
TOYOTA MOTOR CREDIT CORP CORP		89236TGJ8	15,000,000.00	BK AMER		100.42	15,063,585.00	65,385.00	63,826.31	0.27	0.22
NOTES											
DTD 10/07/2019 1.800% 10/07/2021											
JOHN DEERE CAPITAL CORP		24422EUT4	5,000,000.00	BK AMER		102.12	5,105,835.00	108,235.00	106,421.62	0.75	0.14
DTD 03/07/2019 2.950% 04/01/2022											



Managed Account Fair Market Value & Analytics

For the Month Ending **June 30, 2021**

SAN BERNARDINO COUNTY - 76990800

Security Type/Description	Dated Date/Coupon/Maturity	CUSIP	Par	Broker	Next Call Date	Market Price	Market Value	Unreal G/L On Cost	Unreal G/L Amort Cost	Effective Duration	YTM at Mkt
Corporate Note											
TOYOTA MOTOR CREDIT CORP	89236TFX8	10,000,000.00	CITIGRP			101.88	10,187,530.00	193,830.00	189,168.23	0.78	0.25
DTD 04/12/2019 2.650% 04/12/2022											
US BANK NA CINCINNATI FLOATING CORP	90331HPD9	10,000,000.00	JPMCHAS			100.36	10,036,020.00	102,220.00	65,262.82	0.15	0.59
NOT											
DTD 05/23/2019 0.590% 05/23/2022											
US BANK NA CINCINNATI FLOATING CORP	90331HPD9	10,000,000.00	JPMCHAS			100.36	10,036,020.00	103,320.00	65,870.07	0.15	0.59
NOT											
DTD 05/23/2019 0.590% 05/23/2022											
JOHN DEERE CAPITAL CORP CORP NOTES	24422EVA4	5,000,000.00	CITI			101.67	5,083,355.00	89,805.00	85,582.01	0.95	0.20
DTD 09/12/2019 1.950% 06/13/2022											
JOHN DEERE CAPITAL CORP CORPORATE	24422EVG1	5,000,000.00	BARCLAY			100.24	5,012,045.00	13,095.00	12,554.13	1.01	0.31
NOTES											
DTD 06/04/2020 0.550% 07/05/2022											
CHEVRON USA INC CORPORATE NOTES	166756AF3	14,500,000.00	CITIGRP			99.99	14,498,782.00	(1,218.00)	(1,218.00)	1.11	0.34
DTD 08/12/2020 0.333% 08/12/2022											
EXXON MOBIL CORPORATION CORPORATE	30231GBB7	3,000,000.00	MORGANST			101.87	3,056,208.00	56,208.00	56,208.00	1.11	0.24
NOTES											
DTD 08/16/2019 1.902% 08/16/2022											
US BANK NA CINCINNATI	90331HPF4	12,000,000.00	BARCLAYS		12/09/22	102.36	12,283,152.00	293,232.00	288,133.86	1.42	0.40
DTD 12/09/2019 1.950% 01/09/2023											
BANK OF NY MELLON CORP NOTES	06406RAM9	5,000,000.00	DIRECT			102.30	5,115,170.00	42,820.00	73,775.72	1.55	0.38
DTD 01/28/2020 1.850% 01/27/2023											
JOHN DEERE CAPITAL CORP CORPORATE	24422EVH9	3,000,000.00	BARCLAY			100.63	3,018,771.00	21,231.00	20,374.59	2.00	0.39
NOTES											
DTD 06/04/2020 0.700% 07/05/2023											
CHEVRON USA INC CORPORATE NOTES	166756AJ5	10,000,000.00	BARCLAY			100.12	10,011,630.00	11,630.00	11,630.00	2.10	0.37
DTD 08/12/2020 0.426% 08/11/2023											
JOHN DEERE CAPITAL CORP CORPORATE	24422EVJ5	3,000,000.00	MITSU			100.08	3,002,331.00	5,811.00	4,969.58	2.27	0.37
NOTES											
DTD 10/09/2020 0.400% 10/10/2023											
BANK ON NY MELLON CORP FLT NOTES	06406RAT4	15,000,000.00	JPM		03/26/24	100.13	15,018,765.00	18,765.00	18,765.00	0.00	0.31
(CALLAB											
DTD 04/26/2021 0.310% 04/26/2024											



Managed Account Fair Market Value & Analytics

For the Month Ending **June 30, 2021**

SAN BERNARDINO COUNTY - 76990800

Security Type/Description	Dated Date/Coupon/Maturity	CUSIP	Par	Broker	Next Call Date	Market Price	Market Value	Unreal G/L On Cost	Unreal G/L Amort Cost	Effective Duration	YTM at Mkt
Corporate Note											
BANK OF NY MELLON CORP NOTES (CALLABLE)		06406RAS6	35,000,000.00	JPM	03/26/24	99.87	34,954,465.00	(8,085.00)	(10,340.20)	2.72	0.55
DTD 04/26/2021 0.500% 04/26/2024											
JOHN DEERE CAPITAL CORP CORPORATE NOTES		24422EVQ9	30,000,000.00	LOOP		99.46	29,836,710.00	(125,790.00)	(126,510.49)	2.92	0.64
DTD 06/10/2021 0.450% 06/07/2024											
TOYOTA MOTOR CREDIT CORP CORPORATE NOTES		89236TJH9	15,000,000.00	CITIGRP		99.63	14,943,915.00	(38,235.00)	(38,446.72)	2.95	0.63
DTD 06/18/2021 0.500% 06/18/2024											
TOTOTA MOTOR CREDIT CORP NOTE (FLOAT)		89236TJJS	20,000,000.00	CITIGRP		100.04	20,008,300.00	8,300.00	8,300.00	0.00	0.31
DTD 06/18/2021 0.310% 06/18/2024											
Security Type Sub-Total			235,300,000.00				236,074,578.40	1,154,824.40	898,032.68	1.41	0.44

Commercial Paper											
CANADIAN IMPERIAL HILDING COMM PAPER		13607EU15	25,000,000.00	CIBC		100.00	24,999,950.00	(15.28)	(50.00)	0.00	0.07
DTD 10/30/2020 0.000% 07/01/2021											
BNP PARIBAS NY BRANCH COMM PAPER		09659BU24	25,000,000.00	BNP DIR		100.00	24,999,925.00	26,966.67	77.78	0.01	0.05
DTD 12/29/2020 0.000% 07/02/2021											
JP MORGAN SECURITIES LLC COMM PAPER		46640PU84	50,000,000.00	CHASE		100.00	49,997,500.00	53,416.67	(361.11)	0.02	0.23
DTD 01/05/2021 0.000% 07/08/2021											
BNP PARIBAS NY BRANCH COMM PAPER		09659BUC2	25,000,000.00	BNP		100.00	24,999,450.00	10,922.22	519.44	0.03	0.07
DTD 10/14/2020 0.000% 07/12/2021											
NATIXIS NY BRANCH COMM PAPER		63873JUE8	25,000,000.00	NATIXIS		100.00	24,999,750.00	24,687.50	1,465.28	0.04	0.03
DTD 12/16/2020 0.000% 07/14/2021											
STARBIRD FUNDING CORP COMM PAPER		85520LUF0	25,000,000.00	CITIGRP		100.00	24,999,200.00	13,484.72	852.78	0.04	0.08
DTD 09/21/2020 0.000% 07/15/2021											
TOYOTA MOTOR CREDIT CORP COMM PAPER		89233GUL8	25,000,000.00	TOYOTA		100.00	24,999,625.00	18,958.33	1,736.11	0.06	0.03
DTD 01/27/2021 0.000% 07/20/2021											
NATIXIS NY BRANCH COMM PAPER		63873JUP3	25,000,000.00	NATIXIS		100.00	24,999,525.00	16,733.33	1,663.89	0.06	0.03
DTD 10/27/2020 0.000% 07/23/2021											



Managed Account Fair Market Value & Analytics

For the Month Ending **June 30, 2021**

SAN BERNARDINO COUNTY - 76990800

Security Type/Description	Dated Date/Coupon/Maturity	CUSIP	Par	Broker	Next Call Date	Market Price	Market Value	Unreal G/L On Cost	Unreal G/L Amort Cost	Effective Duration	YTM at Mkt
Commercial Paper											
COOPERATIVE RABOBANK U.A. COMM PAPER	21687AUP6	50,000,000.00	RABO_DI			100.00	49,997,550.00	36,883.33	2,438.89	0.06	0.08
DTD 01/27/2021 0.000% 07/23/2021											
CREDIT AGRICOLE CIB NY COMM PAPER	22533TUW4	50,000,000.00	CREDITA			99.99	49,996,800.00	35,133.33	2,841.67	0.08	0.08
-- 0.000% 07/30/2021											
TOYOTA MOTOR CREDIT CORP COMM PAPER	89233GV29	50,000,000.00	TOYOTA			100.00	49,998,400.00	70,205.56	8,177.78	0.09	0.03
DTD 12/10/2020 0.000% 08/02/2021											
COOPERATIVE RABOBANK U.A. COMM PAPER	21687AV26	50,000,000.00	RABO_DI			99.99	49,996,350.00	34,266.67	3,016.67	0.09	0.08
DTD 01/29/2021 0.000% 08/02/2021											
LIBERTY STREET FDG LLC COMM PAPER	53127TVB6	25,000,000.00	SCOTIA			99.98	24,995,150.00	10,900.00	(863.89)	0.12	0.17
DTD 07/08/2020 0.000% 08/11/2021											
EXXON MOBIL CORP COMM PAPER	30229AW13	50,000,000.00	EXXON			99.99	49,995,050.00	75,869.44	14,855.55	0.18	0.06
DTD 12/18/2020 0.000% 09/01/2021											
BOFA SECURITIES INC COMM PAPER	06054NW80	25,000,000.00	BK AMER			99.98	24,995,800.00	18,300.00	4,425.00	0.19	0.09
-- 0.000% 09/08/2021											
NATIXIS NY BRANCH COMM PAPER	63873JW89	50,000,000.00	NATIXIS			99.99	49,996,050.00	43,550.00	14,258.33	0.19	0.04
DTD 01/27/2020 0.000% 09/08/2021											
BOFA SECURITIES INC COMM PAPER	06054NW98	25,000,000.00	BK AMER			99.98	24,995,725.00	18,350.00	4,475.00	0.20	0.09
-- 0.000% 09/09/2021											
BOFA SECURITIES INC COMM PAPER	06054NWE7	25,000,000.00	BK AMER			99.98	24,995,325.00	18,575.00	4,700.00	0.21	0.09
-- 0.000% 09/14/2021											
CHEVRON CORP COMM PAPER	16677JWN2	50,000,000.00	BARCLAY			99.98	49,990,950.00	31,588.89	7,088.89	0.23	0.08
DTD 12/09/2020 0.000% 09/22/2021											
BOFA SECURITIES INC COMM PAPER	06054NWW7	25,000,000.00	BK AMER			99.98	24,993,900.00	19,150.00	5,275.00	0.26	0.10
-- 0.000% 09/30/2021											
JP MORGAN SECURITIES LLC COMM PAPER	46640PX16	50,000,000.00	CHASE			99.94	49,969,100.00	19,100.00	(10,455.56)	0.26	0.24
DTD 02/17/2021 0.000% 10/01/2021											
EXXON MOBIL CORP COMM PAPER	30229AX79	50,000,000.00	EXXON			99.98	49,990,600.00	24,725.00	8,294.44	0.28	0.07
DTD 12/30/2020 0.000% 10/07/2021											
COOPERATIVE RABOBANK UA COMM PAPER	21687AXL2	50,000,000.00	RABOBAN			99.97	49,984,250.00	35,958.33	10,458.33	0.31	0.10
DTD 08/26/2020 0.000% 10/20/2021											



Managed Account Fair Market Value & Analytics

For the Month Ending **June 30, 2021**

SAN BERNARDINO COUNTY - 76990800

Security Type/Description	CUSIP	Par	Broker	Next Call Date	Market Price	Market Value	Unreal G/L On Cost	Unreal G/L Amort Cost	Effective Duration	YTM at Mkt
Commercial Paper										
BNP PARIBAS NY BRANCH COMM PAPER	09659BXV7	25,000,000.00	BNP		99.96	24,990,425.00	925.00	425.00	0.34	0.11
DTD 09/17/2020 0.000% 10/29/2021										
COOPERATIVE RABOBANK UA COMM PAPER	21687AY15	50,000,000.00	RABOBAN		99.96	49,981,950.00	34,130.56	10,991.67	0.34	0.10
DTD 08/26/2020 0.000% 11/01/2021										
CREDIT AGRICOLE CIB NY COMM PAPER	22533TY18	50,000,000.00	CREDITA		99.97	49,982,850.00	17,655.56	6,766.67	0.35	0.10
-- 0.000% 11/01/2021										
EXXON MOBIL CORP COMM PAPER	30229AY37	50,000,000.00	EXXON		99.97	49,986,500.00	28,500.00	10,805.56	0.35	0.08
DTD 12/30/2020 0.000% 11/03/2021										
CREDIT AGRICOLE CIB NY COMM PAPER	22533TY59	50,000,000.00	CREDITA		99.96	49,982,000.00	17,583.33	6,694.44	0.36	0.10
DTD 05/06/2021 0.000% 11/05/2021										
TOYOTA MOTOR CREDIT CORP COMM PAPER	89233GYC4	50,000,000.00	TOYOTA		99.97	49,982,750.00	42,916.67	18,111.11	0.38	0.09
DTD 03/18/2021 0.000% 11/12/2021										
JP MORGAN SECURITIES LLC COMM PAPER	46640PYH0	25,000,000.00	CHASE		99.90	24,975,400.00	7,900.00	(7,225.00)	0.39	0.25
DTD 10/01/2020 0.000% 11/17/2021										
CREDIT AGRICOLE CIB NY COMM PAPER	22533TZ17	126,000,000.00	CREDITA		99.95	125,940,654.00	50,379.00	20,979.00	0.43	0.11
DTD 04/06/2021 0.000% 12/01/2021										
JP MORGAN SECURITIES LLC COMM PAPER	46640PZH9	25,000,000.00	CHASE		99.88	24,969,100.00	6,183.33	(7,427.78)	0.47	0.26
DTD 03/22/2021 0.000% 12/17/2021										
COOPERATIVE RABOBANK U.A. COMM PAPER	21687AZH9	50,000,000.00	RABOBAN		99.94	49,972,300.00	1,633.33	466.66	0.47	0.12
DTD 11/03/2020 0.000% 12/17/2021										
BOFA SECURITIES INC COMM PAPER	06054NZU8	50,000,000.00	BAML		99.93	49,966,450.00	3,200.00	1,450.00	0.50	0.13
DTD 03/05/2021 0.000% 12/28/2021										
COOPERATIVE RABOBANK U.A. COMM PAPER	21687AZW6	50,000,000.00	RABOBAN		99.94	49,969,300.00	800.00	(366.67)	0.51	0.12
DTD 11/03/2020 0.000% 12/30/2021										
NATIXIS NY BRANCH COMM PAPER	63873KA31	50,000,000.00	NATIXIS		99.94	49,969,900.00	41,066.67	24,150.00	0.52	0.12
DTD 04/08/2021 0.000% 01/03/2022										
TOYOTA MOTOR CREDIT CORP COMM PAPER	89233HC77	50,000,000.00	TOYOTA		99.89	49,945,650.00	2,538.89	983.33	0.70	0.16
DTD 09/01/2020 0.000% 03/07/2022										



Managed Account Fair Market Value & Analytics

For the Month Ending **June 30, 2021**

SAN BERNARDINO COUNTY - 76990800

Security Type/Description	Dated Date/Coupon/Maturity	CUSIP	Par	Broker	Next Call Date	Market Price	Market Value	Unreal G/L On Cost	Unreal G/L Amort Cost	Effective Duration	YTM at Mkt
Commercial Paper											
NATIXIS NY BRANCH COMM PAPER	63873KC96	50,000,000.00	NATIXIS			99.89	49,944,800.00	2,133.33	577.77	0.70	0.16
DTD 12/21/2020 0.000% 03/09/2021											
Security Type Sub-Total		1,601,000,000.00					1,600,445,954.00	915,255.38	172,272.03	0.29	0.11
Certificate of Deposit											
SVENSKA HANDELSBANKEN NY CERT DEPOS	86959RHV5	50,000,000.00	SVENSKA			100.00	50,000,332.90	332.90	332.90	0.00	0.09
DTD 07/15/2020 0.330% 07/01/2021											
NORDEA BANK AB NEW YORK CERT DEPOS	65558TC94	50,000,000.00	PIPER J			100.00	50,000,277.40	277.40	277.40	0.00	0.09
DTD 07/17/2020 0.290% 07/01/2021											
ROYAL BANK OF CANADA NY CERT DEPOS	78012UXY6	50,000,000.00	RBC CAP			100.00	50,000,152.55	152.55	152.55	0.00	0.09
DTD 09/29/2020 0.200% 07/01/2021											
SVENSKA HANDELSBANKEN NY CERT DEPOS	86959RKN9	50,000,000.00	CHASE			100.00	50,000,187.25	(1,705.43)	187.25	0.00	0.09
DTD 10/01/2020 0.225% 07/01/2021											
BANK OF AMERICA NA CERT DEPOS	06052TM23	50,000,000.00	BAML			100.00	50,000,152.55	152.55	152.55	0.00	0.09
DTD 10/09/2020 0.200% 07/01/2021											
BANK OF NOVA SCOTIA HOUS CERT DEPOS	06417MLZ6	50,000,000.00	SCOTIA			100.00	50,000,194.25	194.25	194.25	0.00	0.09
DTD 11/24/2020 0.230% 07/01/2021											
BANK OF NOVA SCOTIA HOUSTON CERT DEPOS	06417MKL8	100,000,000.00	SCOTIA			100.00	100,000,721.30	721.30	721.30	0.00	0.09
DTD 07/15/2020 0.350% 07/01/2021											
SWEDBANK NY CERT DEPOS	87019VQ59	25,000,000.00	DIRECT			100.00	25,000,485.48	485.48	485.48	0.02	0.12
DTD 01/06/2021 0.220% 07/07/2021											
NORDEA BANK ABP NEW YORK CERT DEPOS	65558T3J2	50,000,000.00	CASTLE			100.00	50,001,163.50	1,163.50	1,163.50	0.08	0.12
DTD 01/27/2021 0.150% 07/28/2021											
TORONTO DOMINION BANK NY CERT DEPOS	89114NN27	35,000,000.00	TOR DOM			100.03	35,009,283.51	(42,848.99)	3,704.11	0.09	0.14
DTD 07/02/2020 0.430% 08/02/2021											
BANK OF MONTREAL CHI FLOATING CERT DEPOS	06367BSQ3	50,000,000.00	BMO			100.00	50,002,000.00	2,000.00	2,000.00	0.01	0.18
DTD 08/28/2020 0.191% 08/02/2021											



Managed Account Fair Market Value & Analytics

For the Month Ending **June 30, 2021**

SAN BERNARDINO COUNTY - 76990800

Security Type/Description	Dated Date/Coupon/Maturity	CUSIP	Par	Broker	Next Call Date	Market Price	Market Value	Unreal G/L On Cost	Unreal G/L Amort Cost	Effective Duration	YTM at Mkt
Certificate of Deposit											
ROYAL BANK OF CANADA NY CERT DEPOS	78012UYE9	50,000,000.00	RBC CAP			100.01	50,003,197.70	3,197.70	3,197.70	0.09	0.14
DTD 10/01/2020 0.210% 08/02/2021											
SVENSKA HANDELSBANKEN NY CERT DEPOS	86959RLB4	50,000,000.00	DIRECT			100.01	50,004,114.65	4,114.65	4,114.65	0.09	0.14
DTD 11/02/2020 0.230% 08/02/2021											
SVENSKA HANDELSBANKEN NY CERT DEPOS	86959RMS6	50,000,000.00	DIRECT			100.00	50,000,509.35	509.35	509.35	0.10	0.14
DTD 02/01/2021 0.150% 08/06/2021											
SWEDBANK (NEW YORK) CERT DEPOS	87019VT31	50,000,000.00	DIRECT			100.00	50,000,579.00	579.00	579.00	0.12	0.14
DTD 02/25/2021 0.150% 08/11/2021											
SWEDBANK (NEW YORK) CERT DEPOS	87019VU70	25,000,000.00	DIRECT			100.00	25,000,296.83	296.83	296.83	0.12	0.14
DTD 03/23/2021 0.150% 08/12/2021											
SVENSKA HANDELSBANKEN NY CERT DEPOS	86959RLQ1	50,000,000.00	DIRECT			100.02	50,009,314.15	9,314.15	9,314.15	0.16	0.14
DTD 11/24/2020 0.260% 08/25/2021											
BANK OF NOVA SCOTIA HOUS CERT DEPOS	06417MMK8	50,000,000.00	SCOTIA			100.02	50,007,852.95	7,852.95	7,852.95	0.18	0.16
DTD 12/08/2020 0.250% 09/01/2021											
ROYAL BANK OF CANADA NY CERT DEPOS	78012UE35	50,000,000.00	RBC			100.00	49,999,116.30	(883.70)	(883.70)	0.18	0.16
DTD 01/28/2021 0.150% 09/01/2021											
SWEDBANK NY CERT DEPOS	87019VT23	50,000,000.00	DIRECT			100.00	50,000,880.25	880.25	880.25	0.18	0.16
DTD 02/26/2021 0.170% 09/02/2021											
SVENSKA HANDELSBANKEN NY CERT DEPOS	86959RPC8	50,000,000.00	DIRECT			100.00	49,999,988.85	(11.15)	(11.15)	0.26	0.17
DTD 03/15/2021 0.170% 10/01/2021											
TORONTO DOMINION BANK NY CERT DEPOS	89114W4P7	50,000,000.00	TOR DOM			100.00	49,999,989.10	(10.90)	(10.90)	0.26	0.17
DTD 03/17/2021 0.170% 10/01/2021											
SWEDBANK (NEW YORK) CERT DEPOS	87019VU96	25,000,000.00	DIRECT			100.00	24,999,995.00	(5.00)	(5.00)	0.27	0.17
DTD 03/29/2021 0.170% 10/04/2021											
TORONTO DOMINION BANK NY CERT DEPOS	89114W5B7	50,000,000.00	TOR DOM			100.00	49,999,989.25	(10.75)	(10.75)	0.27	0.17
DTD 03/24/2021 0.170% 10/06/2021											



Managed Account Fair Market Value & Analytics

For the Month Ending **June 30, 2021**

SAN BERNARDINO COUNTY - 76990800

Security Type/Description	Dated Date/Coupon/Maturity	CUSIP	Par	Broker	Next Call Date	Market Price	Market Value	Unreal G/L On Cost	Unreal G/L Amort Cost	Effective Duration	YTM at Mkt
Certificate of Deposit											
TORONTO DOMINION BANK NY CERT DEPOS	89114W2H7	50,000,000.00	TOR DOM	100.00	49,998,262.65	(1,737.35)	(1,737.35)	0.34	0.17		
DTD 02/26/2021 0.160% 11/01/2021											
NORDEA BANK ABP NEW YORK CERT DEPOS	65558UAT9	75,000,000.00	CASTLE	99.99	74,994,367.20	(5,632.80)	(5,632.80)	0.38	0.17		
DTD 05/04/2021 0.150% 11/12/2021											
SWEDBANK NY CERT DEPOS	87019VZ83	50,000,000.00	DIRECT	99.98	49,988,202.95	(11,797.05)	(11,797.05)	0.47	0.17		
DTD 06/23/2021 0.120% 12/17/2021											
NORDEA BANK ABP NEW YORK CERT DEPOS	65558UBC5	75,000,000.00	CHASE	99.99	74,992,909.50	(7,090.50)	(7,090.50)	0.47	0.17		
DTD 05/10/2021 0.150% 12/17/2021											
BANK OF MONTREAL CHICAGO CERT DEPOS	06367CG50	100,000,000.00	BMO	99.97	99,966,966.00	(33,034.00)	(33,034.00)	0.47	0.17		
DTD 06/08/2021 0.100% 12/17/2021											
TORONTO DOMINION BANK NY CERT DEPOS	89114W5K7	25,000,000.00	TOR DOM	99.98	24,994,799.38	(5,200.62)	(5,200.62)	0.52	0.21		
DTD 03/30/2021 0.170% 01/03/2022											
SWEDBANK NY CERT DEPOS	87019V2C0	25,000,000.00	DIRECT	99.95	24,988,325.15	(11,674.85)	(11,674.85)	0.52	0.21		
DTD 06/29/2021 0.120% 01/03/2022											
TORONTO DOMINION BANK NY CERT DEPOS	89114W4H5	50,000,000.00	TOR DOM	99.99	49,994,780.45	(5,219.55)	(5,219.55)	0.52	0.21		
DTD 03/15/2021 0.190% 01/03/2022											
BANK OF MONTREAL CHICAGO CERT DEPOS	06367CB48	50,000,000.00	BMO	99.99	49,996,956.95	(3,043.05)	(3,043.05)	0.60	0.21		
DTD 02/16/2021 0.200% 02/01/2022											
TORONTO DOMINION BANK NY CERT DEPOS	89114W4E2	50,000,000.00	TOR DOM	100.00	49,999,960.70	(39.30)	(39.30)	0.60	0.21		
DTD 03/15/2021 0.210% 02/01/2022											
BNP PARIBAS NY BRANCH CERT DEPOS	05586FHG5	100,000,000.00	BNP	99.99	99,987,977.20	(12,022.80)	(12,022.80)	0.60	0.21		
DTD 05/04/2021 0.190% 02/01/2022											
ROYAL BANK OF CANADA NY CERT DEPOS	78012UJ55	50,000,000.00	RBC	100.01	50,003,337.55	3,337.55	3,337.55	0.68	0.21		
DTD 03/15/2021 0.220% 03/01/2022											
BNP PARIBAS NY BRANCH CERT DEPOS	05586FJL2	125,000,000.00	BNP	99.97	124,968,109.88	(31,890.12)	(31,890.12)	0.85	0.25		
DTD 05/10/2021 0.220% 05/02/2022											



Managed Account Fair Market Value & Analytics

For the Month Ending **June 30, 2021**

SAN BERNARDINO COUNTY - 76990800

Security Type/Description	Dated Date/Coupon/Maturity	CUSIP	Par	Broker	Next Call Date	Market Price	Market Value	Unreal G/L On Cost	Unreal G/L Amort Cost	Effective Duration	YTM at Mkt
Certificate of Deposit											
CANADIAN IMP BK COMM NY CERT DEPOS	13606CTM6	50,000,000.00	CIBC			99.93	49,967,389.55	(32,610.45)	(32,610.45)	0.93	0.25
DTD 05/27/2021 0.180% 06/01/2022											
ROYAL BANK OF CANADA NY CERT DEPOS	78012UM36	50,000,000.00	RBC			99.93	49,967,389.00	(32,611.00)	(32,611.00)	0.93	0.25
DTD 05/26/2021 0.180% 06/01/2022											
ROYAL BANK OF CANADA NY CERT DEPOS	78012UN92	50,000,000.00	RBC			100.00	50,000,000.00	0.00	0.00	1.02	0.20
DTD 06/23/2021 0.200% 07/01/2022											
NORDEA BANK ABP NEW YORK CERT DEPOS	65558UDE9	50,000,000.00	CASTLE			100.00	50,000,000.00	0.00	0.00	1.02	0.19
DTD 06/25/2021 0.190% 07/01/2022											
BANK OF NOVA SCOTIA HOU CERT DEPOS	06417MQM0	75,000,000.00	CHASE			100.00	75,000,000.00	0.00	0.00	1.02	0.20
DTD 06/24/2021 0.200% 07/01/2022											
BANK OF MONTREAL CHICAGO CERT DEPOS	06367CGY7	100,000,000.00	BMO			100.00	100,000,000.00	0.00	0.00	1.02	0.20
DTD 06/23/2021 0.200% 07/01/2022											
CANADIAN IMP BK COMM NY CERT DEPOS	13606CUC6	100,000,000.00	CIBC			100.00	100,000,000.00	0.00	0.00	1.02	0.20
DTD 06/23/2021 0.200% 07/01/2022											
Security Type Sub-Total			2,460,000,000.00				2,459,850,508.18	(203,517.00)	(155,071.22)	0.43	0.17

Bank Note											
US BANK BANK NOTE (CALLABLE)	90331HNX7	10,000,000.00	MORGANST		10/15/21	100.84	10,084,080.00	97,880.00	85,817.59	0.29	1.21
DTD 11/16/2018 3.450% 11/16/2021											
US BANK NA CINCINNATI BKNT (CALLABLE)	90331HPJ6	8,000,000.00	MORGANST		12/21/21	100.77	8,061,392.00	64,192.00	62,173.40	0.47	0.42
DTD 01/21/2020 1.800% 01/21/2022											
US BANK NA CORP NOTE (CALLABLE)	90331HPC1	7,000,000.00	BARCLAYS		04/22/22	101.98	7,138,467.00	145,887.00	140,674.04	0.81	0.44
DTD 05/23/2019 2.650% 05/23/2022											
WELLS FARGO BANK NA CALLABLE BANK NOTE	94988J6A0	20,000,000.00	WELLSFAR		09/09/21	100.35	20,069,380.00	69,380.00	69,380.00	0.19	1.79
DTD 09/11/2019 2.082% 09/09/2022											
Security Type Sub-Total			45,000,000.00				45,353,319.00	377,339.00	358,045.03	0.36	1.21

Asset-Backed Security



Managed Account Fair Market Value & Analytics

For the Month Ending **June 30, 2021**

SAN BERNARDINO COUNTY - 76990800

Security Type/Description	Dated Date/Coupon/Maturity	CUSIP	Par	Broker	Next Call Date	Market Price	Market Value	Unreal G/L On Cost	Unreal G/L Amort Cost	Effective Duration	YTM at Mkt
Asset-Backed Security											
MBALT 2020-A A2		58770FAB8	101,140.83	MUFG		100.06	101,199.48	62.81	60.03	0.70	1.74
DTD 01/29/2020 1.820% 03/15/2022											
HAROT 2019-4 A2		43813VAB4	664,477.11	CITI		100.10	665,163.65	727.61	702.06	0.07	1.75
DTD 11/26/2019 1.860% 06/20/2022											
TAOT 2019-D A2		89233MAB9	616,953.33	BARCLAYS		100.10	617,573.43	665.69	637.82	0.07	1.82
DTD 11/13/2019 1.920% 07/15/2022											
MBALT 2019-B A3		58769OAC5	2,011,105.19	WELLSFAR		100.65	2,024,181.19	13,395.77	13,218.42	0.41	1.49
DTD 11/20/2019 2.000% 10/17/2022											
HAROT 2020-1 A2		43813RAB3	2,459,670.92	JPM_CHAS		100.26	2,466,153.87	6,732.12	6,605.73	0.21	1.43
DTD 02/26/2020 1.630% 10/21/2022											
TAOT 2020-A A2		89232HAB1	3,219,205.45	MUFG		100.23	3,226,706.84	7,540.99	7,521.13	0.17	1.50
DTD 02/12/2020 1.670% 11/15/2022											
MBALT 2020-A A3		58770FAC6	5,000,000.00	MUFG		100.73	5,036,629.00	37,288.00	36,962.58	0.50	1.33
DTD 01/29/2020 1.840% 12/15/2022											
JOHN DEERE OWNER TRUST OTHER ABS		47789KAB9	1,290,607.13	BOFA		100.16	1,292,630.93	2,115.05	2,073.20	1.53	0.91
DTD 03/11/2020 1.010% 01/15/2023											
HAROT 2019-1 A3		43814WAC9	2,151,060.64	BK AMER		101.10	2,174,657.99	23,655.00	23,621.74	0.46	2.18
DTD 02/27/2019 2.830% 03/20/2023											
HAROT 2019-2 A3		43815MAC0	5,908,677.67	JPMCHASE		101.25	5,982,738.81	74,281.53	74,168.07	0.56	1.87
DTD 05/29/2019 2.520% 06/21/2023											
JDOT 2019-A A3		47789JAD8	2,177,584.00	CITI		101.15	2,202,617.94	25,301.56	25,159.56	0.41	2.33
DTD 03/13/2019 2.910% 07/15/2023											
TAOT 2019-A A3		89239AAD5	4,555,174.13	SOC GEN		101.31	4,615,070.11	60,725.93	60,278.80	0.50	2.25
DTD 02/13/2019 2.910% 07/15/2023											
TAOT 2019-B A3		89239JAD6	3,701,583.66	BAML		101.18	3,745,280.86	44,287.60	43,990.51	0.52	2.00
DTD 05/08/2019 2.570% 08/15/2023											
HAROT 2019-3 A3		43815NAC8	4,442,378.36	SOCGEN		100.91	4,482,977.70	40,636.21	40,619.06	0.61	1.34
DTD 08/27/2019 1.780% 08/15/2023											
TAOT 2019-C A3		89238UAD2	4,296,691.90	JPM		101.05	4,341,637.45	44,980.78	44,964.57	0.56	1.43
DTD 08/14/2019 1.910% 09/15/2023											
TLOT 2021-A A2		89238EAB2	6,000,000.00	JPMCHAS		100.06	6,003,616.33	4,385.53	4,323.61	1.09	0.24
DTD 04/21/2021 0.270% 09/20/2023											
HAROT 2021-2 A3		43811JAB3	20,000,000.00	CITIGRP		99.96	19,991,184.00	(8,630.00)	(8,637.42)	2.36	0.51
DTD 05/26/2021 0.490% 11/15/2023											



Managed Account Fair Market Value & Analytics

For the Month Ending June 30, 2021

SAN BERNARDINO COUNTY - 76990800

Security Type/Description	Dated Date/Coupon/Maturity	CUSIP	Par	Broker	Next Call Date	Market Price	Market Value	Unreal G/L On Cost	Unreal G/L Amort Cost	Effective Duration	YTM at Mkt
Asset-Backed Security											
JDOT 2019-B A3		477870AC3	1,756,051.99	RBC		101.22	1,777,443.86	21,764.68	21,600.23	0.58	1.70
DTD 07/24/2019 2.210% 12/15/2023											
TAOT 2019-D A3		89233MAD5	4,500,000.00	BARCLAYS		101.23	4,555,335.15	55,660.05	55,533.07	0.71	1.43
DTD 11/13/2019 1.920% 01/16/2024											
MBALT 2021-B A2		58769KAC8	27,500,000.00	JPMCHAS		99.99	27,497,587.21	(108.29)	(113.24)	1.06	0.22
DTD 06/29/2021 0.220% 01/16/2024											
TAOT 2021-B A3		89190GAB3	35,000,000.00	CITIGRP		99.97	34,989,405.50	(9,950.50)	(9,962.07)	2.61	0.47
DTD 06/14/2021 0.460% 01/16/2024											
HAROT 2019-4 A3		43813VAC2	9,000,000.00	CITI		101.21	9,108,694.80	110,298.60	109,681.02	0.77	1.35
DTD 11/26/2019 1.830% 01/18/2024											
HART 2019-B A3		44891JAC2	3,493,561.46	RBC CAP		100.98	3,527,938.10	34,537.69	34,475.52	0.59	1.56
DTD 11/06/2019 1.940% 02/15/2024											
MBART 2019-1 A3		58769TAD7	6,455,130.85	MIZUHO		101.03	6,521,657.43	67,415.45	67,064.37	0.62	1.55
DTD 09/25/2019 1.940% 03/15/2024											
TLOT 2021-A A3		89238EAC0	4,500,000.00	JPMCHAS		100.07	4,503,150.33	3,675.48	3,641.49	1.87	0.36
DTD 04/21/2021 0.390% 04/22/2024											
HAROT 2020-1 A3		43813RAC1	10,000,000.00	JPM_CHAS		101.38	10,138,097.00	140,057.00	139,422.62	1.08	1.11
DTD 02/26/2020 1.610% 04/22/2024											
TAOT 2020-A A3		89232HAC9	15,000,000.00	MUFG		101.34	15,201,376.50	202,459.50	202,107.56	0.93	1.18
DTD 02/12/2020 1.660% 05/15/2024											
JOHN DEERE OWNER TRUST		47789KAC7	5,000,000.00	BOFA		100.86	5,042,994.50	43,300.00	43,209.94	1.02	0.82
DTD 03/11/2020 1.100% 08/15/2024											
CHAIT 2012-A7 A7		161571FQ2	10,000,000.00	JPMCHASE		102.36	10,235,809.00	175,652.75	197,155.97	3.10	1.41
DTD 10/09/2012 2.160% 09/15/2024											
MBALT 2021-B A3		58769KAD6	16,500,000.00	JPMCHAS		100.01	16,502,424.54	3,670.29	3,668.27	2.06	0.40
DTD 06/29/2021 0.400% 11/15/2024											
CHAIT 2020-A1 A1		161571HP2	8,000,000.00	JPMCHASE		101.97	8,157,314.40	159,147.20	158,637.12	3.45	0.97
DTD 02/18/2020 1.530% 01/15/2025											
HAROT 2021-2 A3		43811JAC1	19,000,000.00	CITIGRP		99.66	18,935,658.40	(63,600.60)	(63,617.90)	2.13	0.41
DTD 05/26/2021 0.330% 08/15/2025											
TAOT 2021-B A3		89190GAC1	37,000,000.00	CITIGRP		99.57	36,842,491.00	(153,524.10)	(153,565.99)	2.18	0.36
DTD 06/14/2021 0.260% 11/17/2025											

Security Type Sub-Total 281,301,054.62 282,507,397.30 1,168,607.38 1,185,207.45 1.65 0.81



Managed Account Fair Market Value & Analytics

For the Month Ending **June 30, 2021**

SAN BERNARDINO COUNTY - 76990800

Security Type/Description	Dated Date/Coupon/Maturity	CUSIP	Par	Broker	Next Call Date	Market Price	Market Value	Unreal G/L On Cost	Unreal G/L Amort Cost	Effective Duration	YTM at Mkt
Managed Account Sub-Total			9,805,665,678.84			9,890,572,488.93	74,906,800.72	69,343,365.51	1.14	0.27	
Securities Sub-Total			\$9,805,665,678.84			\$9,890,572,488.93	\$74,906,800.72	\$69,343,365.51	1.15	0.27%	
Accrued Interest						\$17,245,013.07					
Total Investments						\$9,907,817,502.00					



Managed Account Security Transactions & Interest

For the Month Ending **June 30, 2021**

SAN BERNARDINO COUNTY - 76990800

Transaction Type	Trade	Settle	Security Description	CUSIP	Par	Principal Proceeds	Accrued Interest	Total	Realized G/L Cost	Realized G/L Amort Cost	Sale Method
BUY											
	06/07/21	06/10/21	JOHN DEERE CAPITAL CORP CORPORATE NOTES	24422EVQ9	30,000,000.00	(29,962,500.00)	0.00	(29,962,500.00)			
			DTD 06/10/2021 0.450% 06/07/2024								
	06/08/21	06/08/21	BANK OF MONTREAL CHICAGO CERT DEPOS	06367CG50	100,000,000.00	(100,000,000.00)	0.00	(100,000,000.00)			
			DTD 06/08/2021 0.100% 12/17/2021								
	06/08/21	06/14/21	TAOT 2021-B A3	89190GAB3	35,000,000.00	(34,999,356.00)	0.00	(34,999,356.00)			
			DTD 06/14/2021 0.460% 01/16/2024								
	06/08/21	06/14/21	TAOT 2021-B A3	89190GAC1	37,000,000.00	(36,996,015.10)	0.00	(36,996,015.10)			
			DTD 06/14/2021 0.260% 11/17/2025								
	06/10/21	06/15/21	FHMS KJ23 A1	3137FKSQ0	60,000,000.00	(65,231,250.00)	(85,936.67)	(65,317,186.67)			
			DTD 01/29/2019 3.683% 10/01/2025								
	06/15/21	06/15/21	CALIFORNIA ASSET MANAGEMENT PROGRAM	CAMPMF025	46,000,000.00	(46,000,000.00)	0.00	(46,000,000.00)			
			DTD 06/18/2021 0.310% 06/18/2024								
	06/15/21	06/18/21	TOTOTA MOTOR CREDIT CORP NOTE (FLOAT)	89236TJJ5	20,000,000.00	(20,000,000.00)	0.00	(20,000,000.00)			
			DTD 06/18/2021 0.310% 06/18/2024								
	06/15/21	06/18/21	TOYOTA MOTOR CREDIT CORP CORPORATE NOTES	89236TJH9	15,000,000.00	(14,982,150.00)	0.00	(14,982,150.00)			
			DTD 06/18/2021 0.500% 06/18/2024								
	06/21/21	06/22/21	BOFA SECURITIES INC COMM PAPER	06054NZU8	50,000,000.00	(49,963,250.00)	0.00	(49,963,250.00)			
			DTD 03/05/2021 0.000% 12/28/2021								
	06/22/21	06/23/21	SWEDBANK NY CERT DEPOS	87019VZ83	50,000,000.00	(50,000,000.00)	0.00	(50,000,000.00)			
			DTD 06/23/2021 0.120% 12/17/2021								
	06/22/21	06/23/21	ROYAL BANK OF CANADA NY CERT DEPOS	78012UN92	50,000,000.00	(50,000,000.00)	0.00	(50,000,000.00)			
			DTD 06/23/2021 0.200% 07/01/2022								
	06/22/21	06/23/21	BANK OF MONTREAL CHICAGO CERT DEPOS	06367CGY7	100,000,000.00	(100,000,000.00)	0.00	(100,000,000.00)			
			DTD 06/23/2021 0.200% 07/01/2022								
	06/22/21	06/23/21	CANADIAN IMP BK COMM NY CERT DEPOS	13606CUC6	100,000,000.00	(100,000,000.00)	0.00	(100,000,000.00)			
			DTD 06/23/2021 0.200% 07/01/2022								



Managed Account Security Transactions & Interest

For the Month Ending **June 30, 2021**

SAN BERNARDINO COUNTY - 76990800

Transaction Type	Trade	Settle	Security Description	CUSIP	Par	Principal Proceeds	Accrued Interest	Total	Realized G/L Cost	Realized G/L Amort Cost	Sale Method
BUY											
	06/22/21	06/29/21	MBALT 2021-B A2 DTD 06/29/2021 0.220% 01/16/2024	58769KAC8	27,500,000.00	(27,497,695.50)	0.00	(27,497,695.50)			
	06/22/21	06/29/21	MBALT 2021-B A3 DTD 06/29/2021 0.400% 11/15/2024	58769KAD6	16,500,000.00	(16,498,754.25)	0.00	(16,498,754.25)			
	06/23/21	06/23/21	BANK OF THE WEST MONEY MARKET FUND	BKOFWEST7	37,000,000.00	(37,000,000.00)	0.00	(37,000,000.00)			
	06/23/21	06/24/21	NATIXIS NY BRANCH COMM PAPER DTD 12/21/2020 0.000% 03/09/2022	63873KC96	50,000,000.00	(49,942,666.67)	0.00	(49,942,666.67)			
	06/23/21	06/24/21	COOPERATIVE RABOBANK U.A. COMM PAPER DTD 11/03/2020 0.000% 12/17/2021	21687AZH9	50,000,000.00	(49,970,666.67)	0.00	(49,970,666.67)			
	06/23/21	06/24/21	COOPERATIVE RABOBANK U.A. COMM PAPER DTD 11/03/2020 0.000% 12/30/2021	21687AZW6	50,000,000.00	(49,968,500.00)	0.00	(49,968,500.00)			
	06/24/21	06/24/21	CALIFORNIA ASSET MANAGEMENT PROGRAM	CAMPMF025	421,000,000.00	(421,000,000.00)	0.00	(421,000,000.00)			
	06/24/21	06/24/21	BANK OF THE WEST MONEY MARKET FUND	BKOFWEST7	29,000,000.00	(29,000,000.00)	0.00	(29,000,000.00)			
	06/24/21	06/24/21	BANK OF NOVA SCOTIA HOUS CERT DEPOS	06417MQM0	75,000,000.00	(75,000,000.00)	0.00	(75,000,000.00)			
	06/24/21	06/24/21	TOYOTA MOTOR CREDIT CORP COMM PAPER DTD 09/01/2020 0.000% 03/07/2022	89233HC77	50,000,000.00	(49,943,111.11)	0.00	(49,943,111.11)			
	06/24/21	06/25/21	BNP PARIBAS NY BRANCH COMM PAPER DTD 09/17/2020 0.000% 10/29/2021	09659BXV7	25,000,000.00	(24,989,500.00)	0.00	(24,989,500.00)			
	06/24/21	06/25/21	NORDEA BANK ABP NEW YORK CERT DEPOS	65558UDE9	50,000,000.00	(50,000,000.00)	0.00	(50,000,000.00)			
	06/28/21	06/28/21	CALIFORNIA ASSET MANAGEMENT PROGRAM	CAMPMF025	36,000,000.00	(36,000,000.00)	0.00	(36,000,000.00)			
	06/28/21	06/28/21	NATIXIS NY BRANCH COMM PAPER DTD 12/21/2020 0.000% 06/29/2021	63873JTV2	74,000,000.00	(73,999,856.11)	0.00	(73,999,856.11)			



Managed Account Security Transactions & Interest

For the Month Ending **June 30, 2021**

SAN BERNARDINO COUNTY - 76990800

Transaction Type	Trade	Settle	Security Description	CUSIP	Par	Principal Proceeds	Accrued Interest	Total	Realized G/L Cost	Realized G/L Amort Cost	Sale Method
BUY											
	06/28/21	06/30/21	FHMS K729 A2	3137FOXJ7	8,250,000.00	(8,815,898.44)	(16,780.73)	(8,832,679.17)			
			DTD 01/30/2020 2.525% 10/01/2026								
	06/29/21	06/29/21	SWEDBANK NY CERT DEPOS	87019V2C0	25,000,000.00	(25,000,000.00)	0.00	(25,000,000.00)			
			DTD 06/29/2021 0.120% 01/03/2022								
	06/29/21	06/30/21	CANADIAN IMPERIAL HILDING COMM PAPER	13607EU15	25,000,000.00	(24,999,965.28)	0.00	(24,999,965.28)			
			DTD 10/30/2020 0.000% 07/01/2021								
Transaction Type Sub-Total					1,742,250,000.00	(1,747,761,135.13)	(102,717.40)	(1,747,863,852.53)			
INTEREST											
	06/01/21	06/25/21	FHMS KMP1 A2	3137FATE8	50,000,000.00	0.00	124,250.00	124,250.00			
			DTD 09/01/2017 2.982% 08/01/2024								
	06/01/21	06/25/21	FHMS K726 A1	3137BYLE8	25,000,000.00	0.00	56,250.00	56,250.00			
			DTD 06/01/2017 2.700% 10/01/2025								
	06/01/21	06/25/21	FHMS K033 A2	3137B4WB8	2,800,000.00	0.00	7,140.00	7,140.00			
			DTD 10/01/2013 3.060% 07/01/2023								
	06/01/21	06/25/21	FHMS K729 A2	3137FCM43	16,500,000.00	0.00	43,119.99	43,119.99			
			DTD 12/01/2017 3.136% 10/01/2024								
	06/01/21	06/25/21	FHMS K332 A1	3137F72U8	2,417,331.36	0.00	1,039.45	1,039.45			
			DTD 11/01/2020 0.516% 06/01/2025								
	06/01/21	06/25/21	FRESB 2021-SB82 A5	30318CAA5	4,993,292.42	0.00	2,787.92	2,787.92			
			DTD 01/01/2021 0.670% 11/01/2025								
	06/01/21	06/25/21	FRESB 2021-SB83	30318NAA1	3,987,768.56	0.00	2,093.58	2,093.58			
			DTD 02/01/2021 0.670% 01/01/2026								
	06/01/21	06/25/21	FHMS K045 A2	3137BHJ1	25,000,000.00	0.00	62,980.00	62,980.00			
			DTD 05/01/2015 3.023% 01/01/2025								
	06/01/21	06/25/21	FHMS K333 A1	3137F9ZD6	11,917,514.52	0.00	4,369.75	4,369.75			
			DTD 02/01/2021 0.440% 12/01/2025								
	06/02/21	06/02/21	BANK OF MONTREAL CHI FLOATING CERT DEPOS	06367BSQ3	50,000,000.00	0.00	8,060.80	8,060.80			
			DTD 08/28/2020 0.191% 08/02/2021								
	06/04/21	06/04/21	FREDDIE MAC NOTES	3137EAF2A	62,000,000.00	0.00	77,500.00	77,500.00			
			DTD 12/04/2020 0.250% 12/04/2023								



Managed Account Security Transactions & Interest

For the Month Ending **June 30, 2021**

SAN BERNARDINO COUNTY - 76990800

Transaction Type	Trade	Settle	Security Description	CUSIP	Par	Principal Proceeds	Accrued Interest	Total	Realized G/L Cost	Realized G/L Amort Cost	Sale Method
INTEREST											
	06/09/21	06/09/21	FFCB FLOATING NOTES DTD 06/09/2020 0.370% 06/09/2023	3133ELH72	45,000,000.00	0.00	37,987.52	37,987.52			
	06/10/21	06/10/21	FEDERAL HOME LOAN BANK DTD 06/01/2012 2.125% 06/10/2022	313379Q69	25,000,000.00	0.00	265,625.00	265,625.00			
	06/13/21	06/13/21	INTL BANK OF RECON AND DEV GLOBAL NOTES DTD 12/13/2017 2.125% 12/13/2021	459058GF4	0.00	0.00	212,600.00	212,600.00			
	06/13/21	06/13/21	JOHN DEERE CAPITAL CORP CORP NOTES DTD 09/12/2019 1.950% 06/13/2022	24422EVA4	5,000,000.00	0.00	48,750.00	48,750.00			
	06/13/21	06/13/21	FEDERAL HOME LOAN BANK NOTES DTD 11/06/2014 2.750% 12/13/2024	3130A3GE8	60,000,000.00	0.00	825,000.00	825,000.00			
	06/15/21	06/15/21	HAROT 2021-2 A3 DTD 05/26/2021 0.330% 08/15/2025	43811JAC1	19,000,000.00	0.00	3,309.17	3,309.17			
	06/15/21	06/15/21	HART 2019-B A3 DTD 11/06/2019 1.940% 02/15/2024	44891JAC2	3,750,000.00	0.00	6,062.50	6,062.50			
	06/15/21	06/15/21	JOHN DEERE OWNER TRUST OTHER ABS DTD 03/11/2020 1.010% 01/15/2023	47789KAB9	1,595,950.63	0.00	1,343.26	1,343.26			
	06/15/21	06/15/21	JOHN DEERE OWNER TRUST DTD 03/11/2020 1.100% 08/15/2024	47789KAC7	5,000,000.00	0.00	4,583.34	4,583.34			
	06/15/21	06/15/21	MBALT 2020-A A2 DTD 01/29/2020 1.820% 03/15/2022	58770FAB8	338,825.16	0.00	513.88	513.88			
	06/15/21	06/15/21	TAOT 2019-D A2 DTD 11/13/2019 1.920% 07/15/2022	89233MAB9	1,070,074.81	0.00	1,712.12	1,712.12			
	06/15/21	06/15/21	CHAIT 2020-A1 A1 DTD 02/18/2020 1.530% 01/15/2025	161571HP2	8,000,000.00	0.00	10,200.00	10,200.00			
	06/15/21	06/15/21	JDOT 2019-B A3 DTD 07/24/2019 2.210% 12/15/2023	477870AC3	1,870,704.64	0.00	3,445.22	3,445.22			
	06/15/21	06/15/21	JDOT 2019-A A3 DTD 03/13/2019 2.910% 07/15/2023	47789JAD8	2,397,937.93	0.00	5,815.00	5,815.00			
	06/15/21	06/15/21	HART 2019-B A2 DTD 11/06/2019 1.930% 07/15/2022	44891JAB4	21,102.60	0.00	33.94	33.94			



Managed Account Security Transactions & Interest

For the Month Ending **June 30, 2021**

SAN BERNARDINO COUNTY - 76990800

Transaction Type	Trade	Settle	Security Description	CUSIP	Par	Principal Proceeds	Accrued Interest	Total	Realized G/L Cost	Realized G/L Amort Cost	Sale Method
INTEREST											
	06/15/21	06/15/21	TAOT 2019-D A3	89233MAD5	4,500,000.00	0.00	7,200.00	7,200.00			
			DTD 11/13/2019 1.920% 01/16/2024								
	06/15/21	06/15/21	HAROT 2021-2 A3	43811JAB3	20,000,000.00	0.00	1,794.44	1,794.44			
			DTD 05/26/2021 0.490% 11/15/2023								
	06/15/21	06/15/21	TAOT 2020-A A3	89232HAC9	15,000,000.00	0.00	20,750.00	20,750.00			
			DTD 02/12/2020 1.660% 05/15/2024								
	06/15/21	06/15/21	HAROT 2019-3 A2	43815NAB0	50,230.42	0.00	79.53	79.53			
			DTD 08/27/2019 1.900% 04/15/2022								
	06/15/21	06/15/21	TAOT 2019-A A3	89239AAD5	4,962,555.25	0.00	12,034.20	12,034.20			
			DTD 02/13/2019 2.910% 07/15/2023								
	06/15/21	06/15/21	TAOT 2020-A A2	89232HAB1	4,057,328.77	0.00	5,646.44	5,646.44			
			DTD 02/12/2020 1.670% 11/15/2022								
	06/15/21	06/15/21	CHAIT 2012-A7 A7	161571FQ2	10,000,000.00	0.00	18,000.00	18,000.00			
			DTD 10/09/2012 2.160% 09/15/2024								
	06/15/21	06/15/21	MBART 2019-1 A3	58769TAD7	6,949,903.80	0.00	11,235.68	11,235.68			
			DTD 09/25/2019 1.940% 03/15/2024								
	06/15/21	06/15/21	HAROT 2019-3 A3	43815NAC8	4,750,000.00	0.00	7,045.83	7,045.83			
			DTD 08/27/2019 1.780% 08/15/2023								
	06/15/21	06/15/21	FFCB NOTES	3133ELDK7	40,000,000.00	0.00	326,000.00	326,000.00			
			DTD 12/16/2019 1.630% 06/15/2022								
	06/15/21	06/15/21	TAOT 2019-B A3	89239JAD6	4,025,525.31	0.00	8,621.33	8,621.33			
			DTD 05/08/2019 2.570% 08/15/2023								
	06/15/21	06/15/21	MBALT 2019-B A3	58769QAC5	2,225,190.42	0.00	3,708.65	3,708.65			
			DTD 11/20/2019 2.000% 10/17/2022								
	06/15/21	06/15/21	MBALT 2020-A A3	58770FAC6	5,000,000.00	0.00	7,666.67	7,666.67			
			DTD 01/29/2020 1.840% 12/15/2022								
	06/15/21	06/15/21	TAOT 2019-C A3	89238UAD2	4,654,902.70	0.00	7,409.06	7,409.06			
			DTD 08/14/2019 1.910% 09/15/2023								
	06/17/21	06/17/21	FANNIE MAE NOTES	3135G04Z3	50,000,000.00	0.00	125,000.00	125,000.00			
			DTD 06/19/2020 0.500% 06/17/2025								
	06/17/21	06/17/21	INTL BANK OF RECON AND DEV SN (FLOATER)	45906M2B6	0.00	0.00	10,200.00	10,200.00			
			DTD 06/16/2020 0.440% 06/17/2024								



Managed Account Security Transactions & Interest

For the Month Ending **June 30, 2021**

SAN BERNARDINO COUNTY - 76990800

Transaction Type	Trade	Settle	Security Description	CUSIP	Par	Principal Proceeds	Accrued Interest	Total	Realized G/L Cost	Realized G/L Amort Cost	Sale Method
INTEREST											
	06/18/21	06/18/21	HAROT 2019-1 A3	43814WAC9	2,395,925.60	0.00	5,650.39	5,650.39			
			DTD 02/27/2019 2.830% 03/20/2023								
	06/18/21	06/18/21	HAROT 2019-4 A3	43813VAC2	9,000,000.00	0.00	13,725.00	13,725.00			
			DTD 11/26/2019 1.830% 01/18/2024								
	06/18/21	06/18/21	HAROT 2019-4 A2	43813VAB4	1,279,725.67	0.00	1,983.58	1,983.58			
			DTD 11/26/2019 1.860% 06/20/2022								
	06/20/21	06/20/21	FEDERAL HOME LOAN BANKS NOTES	3130AHSR5	22,500,000.00	0.00	182,812.50	182,812.50			
			DTD 12/20/2019 1.625% 12/20/2021								
	06/20/21	06/20/21	TLOT 2021-A A2	89238EAB2	6,000,000.00	0.00	1,350.00	1,350.00			
			DTD 04/21/2021 0.270% 09/20/2023								
	06/20/21	06/20/21	TLOT 2021-A A3	89238EAC0	4,500,000.00	0.00	1,462.50	1,462.50			
			DTD 04/21/2021 0.390% 04/22/2024								
	06/21/21	06/21/21	HAROT 2020-1 A3	43813RAC1	10,000,000.00	0.00	13,416.67	13,416.67			
			DTD 02/26/2020 1.610% 04/22/2024								
	06/21/21	06/21/21	HAROT 2019-2 A3	43815MAC0	6,435,772.70	0.00	13,515.12	13,515.12			
			DTD 05/29/2019 2.520% 06/21/2023								
	06/21/21	06/21/21	HAROT 2020-1 A2	43813RAB3	3,092,684.37	0.00	4,200.90	4,200.90			
			DTD 02/26/2020 1.630% 10/21/2022								
	06/26/21	06/26/21	FREDDIE MAC NOTES	3137EAES4	23,000,000.00	0.00	28,750.00	28,750.00			
			DTD 06/26/2020 0.250% 06/26/2023								
	06/30/21	06/30/21	FIDELITY GOV'T MM FUND 2642	31607A703	0.00	0.00	8.22	8.22			
			US TREASURY NOTES	9128284U1	50,000,000.00	0.00	656,250.00	656,250.00			
	06/30/21	06/30/21	US TREASURY NOTES	912828S35	175,000,000.00	0.00	1,203,125.00	1,203,125.00			
			DTD 06/30/2016 1.375% 06/30/2023								
	06/30/21	06/30/21	US TREASURY NOTES	9128286Z8	50,000,000.00	0.00	437,500.00	437,500.00			
			DTD 06/30/2019 1.750% 06/30/2024								
	06/30/21	06/30/21	US TREASURY NOTES	912828ZX1	200,000,000.00	0.00	125,000.00	125,000.00			
			DTD 06/30/2020 0.125% 06/30/2022								
	06/30/21	06/30/21	CALIFORNIA ASSET MANAGEMENT PROGRAM	CAMPMF025	0.00	0.00	15,537.65	15,537.65			
			US TREASURY NOTES	912828XX3	150,000,000.00	0.00	1,500,000.00	1,500,000.00			
			DTD 06/30/2017 2.000% 06/30/2024								
	06/30/21	06/30/21	FEDERATED GOVT OBLIGATIONS FUND	608919718	0.00	0.00	20.70	20.70			



Managed Account Security Transactions & Interest

For the Month Ending **June 30, 2021**

SAN BERNARDINO COUNTY - 76990800

Transaction Type	Trade	Settle	Security Description	CUSIP	Par	Principal Proceeds	Accrued Interest	Total	Realized G/L Cost	Realized G/L Amort Cost	Sale Method
INTEREST											
06/30/21	06/30/21		STONECASTLE FICA	FICAMF003	0.00	0.00	1,027.40	1,027.40			
06/30/21	06/30/21		BANK OF THE WEST MONEY MARKET FUND	BKOFWEST7	0.00	0.00	11,451.23	11,451.23			
Transaction Type Sub-Total					1,322,040,247.64	0.00	6,605,751.13	6,605,751.13			
MATURITY											
06/01/21	06/01/21		COOPERATIVE RABOBANK U.A. COMM PAPER	21687AT11	25,000,000.00	25,000,000.00	0.00	25,000,000.00	30,625.00	0.00	
06/01/21	06/01/21		DTD 11/03/2020 0.000% 06/01/2021 BANK OF MONTREAL CHICAGO FLOATING CD	06367BMN6	50,000,000.00	50,000,000.00	35,841.65	50,035,841.65	0.00	0.00	
06/02/21	06/02/21		DTD 06/05/2020 0.225% 06/01/2021 BANK OF MONTREAL CHICAGO CERT DEPOS	06367BRX9	50,000,000.00	50,000,000.00	85,861.10	50,085,861.10	0.00	0.00	
06/02/21	06/02/21		DTD 08/25/2020 0.220% 06/02/2021 COOPERATIVE RABOBANK U.A. COMM PAPER	21687AT29	25,000,000.00	25,000,000.00	0.00	25,000,000.00	30,770.83	0.00	
06/07/21	06/07/21		DTD 11/03/2020 0.000% 06/02/2021 JOHN DEERE CAPITAL CORP NOTES	24422EUV9	10,000,000.00	10,000,000.00	115,000.00	10,115,000.00	6,800.00	0.00	
06/07/21	06/07/21		DTD 06/07/2019 2.300% 06/07/2021 JP MORGAN SECURITIES LLC COMM PAPER	46640PT78	50,000,000.00	50,000,000.00	0.00	50,000,000.00	64,750.00	0.00	
06/11/21	06/11/21		DTD 10/28/2020 0.000% 06/07/2021 CREDIT AGRICOLE CIB NY CERT DEPOS	22535CD24	25,000,000.00	25,000,000.00	583.33	25,000,583.33	0.00	0.00	
06/14/21	06/14/21		DTD 05/28/2021 0.060% 06/11/2021 BNP PARIBAS NY BRANCH COMM PAPER	09659BTE0	25,000,000.00	25,000,000.00	0.00	25,000,000.00	28,722.22	0.00	
06/16/21	06/16/21		DTD 09/17/2020 0.000% 06/14/2021 ROYAL BANK OF CANADA NY CERT DEPOS	78012UZQ1	50,000,000.00	50,000,000.00	65,166.65	50,065,166.65	0.00	0.00	
06/22/21	06/22/21		DTD 11/24/2020 0.230% 06/16/2021 FANNIE MAE NOTES	3135G0U35	75,000,000.00	75,000,000.00	1,031,250.00	76,031,250.00	17,250.00	0.00	
			DTD 06/25/2018 2.750% 06/22/2021								



Managed Account Security Transactions & Interest

For the Month Ending **June 30, 2021**

SAN BERNARDINO COUNTY - 76990800

Transaction Type	Trade	Settle	Security Description	CUSIP	Par	Principal Proceeds	Accrued Interest	Total	Realized G/L Cost	Realized G/L Amort Cost	Sale Method
MATURITY											
	06/23/21	06/23/21	WAL-MART STORES INC CORP NOTES DTD 06/27/2018 3.125% 06/23/2021	93114ZEJ8	10,000,000.00	10,000,000.00	156,250.00	10,156,250.00	(11,800.00)	0.00	
	06/23/21	06/23/21	WAL-MART STORES INC CORP NOTES DTD 06/27/2018 3.125% 06/23/2021	93114ZEJ8	7,000,000.00	7,000,000.00	109,375.00	7,109,375.00	350.00	0.00	
	06/29/21	06/29/21	NATIXIS NY BRANCH COMM PAPER DTD 12/21/2020 0.000% 06/29/2021	63873JTV2	74,000,000.00	74,000,000.00	0.00	74,000,000.00	143.89	0.00	
	06/30/21	06/30/21	JP MORGAN SECURITIES LLC COMM PAPER DTD 10/28/2020 0.000% 06/30/2021	46640PTW3	50,000,000.00	50,000,000.00	0.00	50,000,000.00	74,861.11	0.00	
	06/30/21	06/30/21	TOYOTA MOTOR CREDIT CORP COMM PAPER DTD 10/28/2020 0.000% 06/30/2021	89233GTW6	50,000,000.00	50,000,000.00	0.00	50,000,000.00	58,916.67	0.00	
Transaction Type Sub-Total					576,000,000.00	576,000,000.00	1,599,327.73	577,599,327.73	301,389.72	0.00	

PAYDOWNS

	06/01/21	06/25/21	FRESB 2021-SB83 DTD 02/01/2021 0.670% 01/01/2026	30318NAA1	3,831.48	3,831.48	0.00	3,831.48	(17.99)	0.00	
	06/01/21	06/25/21	FRESB 2021-SB82 A5 DTD 01/01/2021 0.670% 11/01/2025	30318CAA5	1,224.09	1,224.09	0.00	1,224.09	(6.00)	0.00	
	06/01/21	06/25/21	FRESB 2021-SB82 A5 DTD 01/01/2021 0.670% 11/01/2025	30318CAA5	524.61	524.61	0.00	524.61	(2.57)	0.00	
	06/01/21	06/25/21	FHMS KJ33 A1 DTD 02/01/2021 0.440% 12/01/2025	3137FZD6	26,233.68	26,233.68	0.00	26,233.68	0.84	0.00	
	06/01/21	06/25/21	FHMS KJ32 A1 DTD 11/01/2020 0.516% 06/01/2025	3137FZU8	9,468.78	9,468.78	0.00	9,468.78	0.04	0.00	
	06/15/21	06/15/21	TAOT 2019-C A3 DTD 08/14/2019 1.910% 09/15/2023	89238UAD2	358,210.80	358,210.80	0.00	358,210.80	2.94	0.00	
	06/15/21	06/15/21	HART 2019-B A2 DTD 11/06/2019 1.930% 07/15/2022	44891JAB4	21,102.60	21,102.60	0.00	21,102.60	1.31	0.00	
	06/15/21	06/15/21	JDOT 2019-B A3 DTD 07/24/2019 2.210% 12/15/2023	477870AC3	114,652.65	114,652.65	0.00	114,652.65	24.34	0.00	
	06/15/21	06/15/21	HAROT 2019-3 A3 DTD 08/27/2019 1.780% 08/15/2023	43815NAC8	307,621.64	307,621.64	0.00	307,621.64	2.55	0.00	



Managed Account Security Transactions & Interest

For the Month Ending **June 30, 2021**

SAN BERNARDINO COUNTY - 76990800

Transaction Type	Trade	Settle	Security Description	CUSIP	Par	Principal Proceeds	Accrued Interest	Total	Realized G/L Cost	Realized G/L Amort Cost	Sale Method
PAYDOWNS											
	06/15/21	06/15/21	MBART 2019-1 A3	58769TAD7	494,772.95	494,772.95	0.00	494,772.95	68.13	0.00	
			DTD 09/25/2019 1.940% 03/15/2024								
	06/15/21	06/15/21	TAOT 2019-D A2	89233MAB9	453,121.48	453,121.48	0.00	453,121.48	33.49	0.00	
			DTD 11/13/2019 1.920% 07/15/2022								
	06/15/21	06/15/21	MBALT 2020-A A2	58770FAB8	237,684.33	237,684.33	0.00	237,684.33	9.77	0.00	
			DTD 01/29/2020 1.820% 03/15/2022								
	06/15/21	06/15/21	TAOT 2020-A A2	89232HAB1	838,123.32	838,123.32	0.00	838,123.32	10.31	0.00	
			DTD 02/12/2020 1.670% 11/15/2022								
	06/15/21	06/15/21	JOHN DEERE OWNER TRUST OTHER ABS	47789KAB9	305,343.50	305,343.50	0.00	305,343.50	21.59	0.00	
			DTD 03/11/2020 1.010% 01/15/2023								
	06/15/21	06/15/21	MBALT 2019-B A3	58769OAC5	214,085.23	214,085.23	0.00	214,085.23	34.04	0.00	
			DTD 11/20/2019 2.000% 10/17/2022								
	06/15/21	06/15/21	HAROT 2019-3 A2	43815NAB0	50,230.42	50,230.42	0.00	50,230.42	3.52	0.00	
			DTD 08/27/2019 1.900% 04/15/2022								
	06/15/21	06/15/21	HART 2019-B A3	44891JAC2	256,438.54	256,438.54	0.00	256,438.54	11.82	0.00	
			DTD 11/06/2019 1.940% 02/15/2024								
	06/15/21	06/15/21	TAOT 2019-A A3	89239AAD5	407,381.12	407,381.12	0.00	407,381.12	74.23	0.00	
			DTD 02/13/2019 2.910% 07/15/2023								
	06/15/21	06/15/21	JDOT 2019-A A3	47789JAD8	220,353.93	220,353.93	0.00	220,353.93	27.08	0.00	
			DTD 03/13/2019 2.910% 07/15/2023								
	06/15/21	06/15/21	TAOT 2019-B A3	89239JAD6	323,941.65	323,941.65	0.00	323,941.65	51.67	0.00	
			DTD 05/08/2019 2.570% 08/15/2023								
	06/18/21	06/18/21	HAROT 2019-4 A2	43813VAB4	615,248.56	615,248.56	0.00	615,248.56	38.02	0.00	
			DTD 11/26/2019 1.860% 06/20/2022								
	06/18/21	06/18/21	HAROT 2019-1 A3	43814WAC9	244,864.96	244,864.96	0.00	244,864.96	6.56	0.00	
			DTD 02/27/2019 2.830% 03/20/2023								
	06/21/21	06/21/21	HAROT 2019-2 A3	43815MAC0	527,095.03	527,095.03	0.00	527,095.03	19.66	0.00	
			DTD 05/29/2019 2.520% 06/21/2023								
	06/21/21	06/21/21	HAROT 2020-1 A2	43813RAB3	633,013.45	633,013.45	0.00	633,013.45	64.12	0.00	
			DTD 02/26/2020 1.630% 10/21/2022								
Transaction Type Sub-Total									479.47	6,664,568.80	0.00
SELL									6,664,568.80	479.47	0.00



Managed Account Security Transactions & Interest

For the Month Ending **June 30, 2021**

SAN BERNARDINO COUNTY - 76990800

Transaction Type	Trade	Settle	Security Description	CUSIP	Par	Principal Proceeds	Accrued Interest	Total	Realized G/L Cost	Realized G/L Amort Cost	Sale Method
SELL											
	06/15/21	06/15/21	CALIFORNIA ASSET MANAGEMENT PROGRAM	CAMPMF025	34,000,000.00	34,000,000.00	0.00	34,000,000.00	0.00	0.00	FIFO
	06/15/21	06/15/21	CALIFORNIA ASSET MANAGEMENT PROGRAM	CAMPMF025	113,000,000.00	113,000,000.00	0.00	113,000,000.00	0.00	0.00	FIFO
	06/21/21	06/21/21	CALIFORNIA ASSET MANAGEMENT PROGRAM	CAMPMF025	6,000,000.00	6,000,000.00	0.00	6,000,000.00	0.00	0.00	FIFO
	06/21/21	06/21/21	CALIFORNIA ASSET MANAGEMENT PROGRAM	CAMPMF025	40,000,000.00	40,000,000.00	0.00	40,000,000.00	0.00	0.00	FIFO
	06/21/21	06/21/21	CALIFORNIA ASSET MANAGEMENT PROGRAM	CAMPMF025	54,000,000.00	54,000,000.00	0.00	54,000,000.00	0.00	0.00	FIFO
	06/22/21	06/23/21	CALIFORNIA ASSET MANAGEMENT PROGRAM	CAMPMF025	100,000,000.00	100,000,000.00	0.00	100,000,000.00	0.00	0.00	FIFO
	06/22/21	06/23/21	CALIFORNIA ASSET MANAGEMENT PROGRAM	CAMPMF025	69,000,000.00	69,000,000.00	0.00	69,000,000.00	0.00	0.00	FIFO
	06/22/21	06/23/21	CALIFORNIA ASSET MANAGEMENT PROGRAM	CAMPMF025	31,000,000.00	31,000,000.00	0.00	31,000,000.00	0.00	0.00	FIFO
	06/23/21	06/23/21	BANK OF THE WEST MONEY MARKET FUND	BKOFWEST7	38,000,000.00	38,000,000.00	0.00	38,000,000.00	0.00	0.00	FIFO
	06/23/21	06/23/21	BANK OF THE WEST MONEY MARKET FUND	BKOFWEST7	28,000,000.00	28,000,000.00	0.00	28,000,000.00	0.00	0.00	FIFO
Transaction Type Sub-Total					513,000,000.00	513,000,000.00	0.00	513,000,000.00	0.00	0.00	
Managed Account Sub-Total					(652,096,566.33)	8,102,361.46	(643,994,204.87)	301,869.19	0.00	0.00	
Total Security Transactions					(\$652,096,566.33)	\$8,102,361.46	(\$643,994,204.87)	\$301,869.19	\$0.00	\$0.00	