



Customer Service  
PO Box 11813  
Harrisburg, PA 17108-1813

## ACCOUNT STATEMENT

For the Month Ending  
**July 31, 2015**

### SAN BERNARDINO COUNTY

#### Client Management Team

##### **Kenneth Schiebel, CFA**

Managing Director  
One Keystone Plaza, Suite 300  
Harrisburg, PA 17101  
717-232-2723  
schiebelk@pfm.com

##### **Danny A. Nelson**

Senior Managing Consultant  
222 North LaSalle, Suite 910  
Chicago, IL 60601  
312-523-2434  
nelsond@pfm.com

#### Contents

Cover/Disclosures  
Summary Statement  
Individual Accounts

#### Accounts included in Statement

76990800                      SAN BERNARDINO COUNTY

SAN BERNARDINO COUNTY  
MR. JOHN JOHNSON  
172 WEST THIRD STREET  
1ST FLOOR  
SAN BERNARDINO, CA 92415

**Online Access**    <http://www.pfm.com>

**Customer Service**    1-717-232-2723

**Important Disclosures****Important Disclosures**

This statement is for general information purposes only and is not intended to provide specific advice or recommendations. PFM Asset Management LLC ("PFM") is an investment advisor registered with the Securities and Exchange Commission, and is required to maintain a written disclosure statement of our background and business experience. If you would like to receive a copy of our current disclosure statement, please contact Service Operations at the address below.

**Proxy Voting** PFM does not normally receive proxies to vote on behalf of its clients. However, it does on occasion receive consent requests. In the event a consent request is received the portfolio manager contacts the client and then proceeds according to their instructions. PFM's Proxy Voting Policy is available upon request by contacting Service Operations at the address below.

**Questions About an Account** PFM's monthly statement is intended to detail our investment advisory activity as well as the activity of any accounts held by clients in pools that are managed by PFM. The custodian bank maintains the control of assets and executes (i.e., settles) all investment transactions. The custodian statement is the official record of security and cash holdings and transactions. PFM recognizes that clients may use these reports to facilitate record keeping and that the custodian bank statement and the PFM statement should be reconciled and differences resolved. Many custodians use a settlement date basis which may result in the need to reconcile due to a timing difference.

**Account Control** PFM does not have the authority to withdraw funds from or deposit funds to the custodian. Our clients retain responsibility for their internal accounting policies; implementing and enforcing internal controls and generating ledger entries or otherwise recording transactions.

**Market Value** Generally, PFM's market prices are derived from closing bid prices as of the last business day of the month as supplied by Interactive Data, Bloomberg or Telerate. Where prices are not available from generally recognized sources the securities are priced using a yield-based matrix system to arrive at an estimated market value. Prices that fall between data points are interpolated. Non-negotiable FDIC-insured bank certificates of deposit are priced at par. Although PFM believes the prices to be reliable, the values of the securities do not always represent the prices at which the securities could have been bought or sold. Explanation of the valuation methods for money market and TERM funds is contained in the appropriate fund information statement.

**Amortized Cost** The original cost of the principal of the security is adjusted for the amount of the periodic reduction of any discount or premium from the purchase date until the date of the report. Discount or premium with respect to short term securities (those with less than one year to maturity at time of issuance) is amortized on a straightline basis. Such discount or premium with respect to longer term securities is amortized using the constant yield basis.

**Tax Reporting** Cost data and realized gains / losses are provided for informational purposes only. Please review for accuracy and consult your tax advisor to determine the tax consequences of your security transactions. PFM does not report such information to the IRS or other taxing authorities and is not responsible for the accuracy of such information that may be required to be reported to federal, state or other taxing authorities.

**Financial Situation** In order to better serve you, PFM should be promptly notified of any material change in your investment objective or financial situation.

**Callable Securities** Securities subject to redemption prior to maturity may be redeemed in whole or in part before maturity, which could affect the yield represented.

**Portfolio** The securities in this portfolio, including shares of mutual funds, are not guaranteed or otherwise protected by PFM, the FDIC (except for certain non-negotiable certificates of deposit) or any government agency. Investment in securities involves risks, including the possible loss of the amount invested.

**Rating** Information provided for ratings is based upon a good faith inquiry of selected sources, but its accuracy and completeness cannot be guaranteed. Shares of some money market and TERM funds are marketed through representatives of PFM's wholly owned subsidiary, PFM Fund Distributors, Inc. PFM Fund Distributors, Inc. is registered with the SEC as a broker/dealer and is a member of the Financial Industry Regulatory Authority ("FINRA") and the Municipal Securities Rulemaking Board ("MSRB"). You may reach the FINRA by calling the FINRA Regulator Public Disclosure Hotline at 1-888-289-9999 or at the FINRA Regulation Internet website address [www.nasd.com](http://www.nasd.com). A brochure describing the FINRA Regulation Public Disclosure Program is also available from the FINRA upon request.

**Key Terms and Definitions**

**Dividends** on money market funds consist of interest earned, plus any discount ratably amortized to the date of maturity, plus all realized gains and losses on the sale of securities prior to maturity, less ratable amortization of any premium and all accrued expenses to the fund. Dividends are accrued daily and may be paid either monthly or quarterly. The monthly earnings on this statement represent the estimated dividend accrued for the month for any program that distributes earnings on a quarterly basis. There is no guarantee that the estimated amount will be paid on the actual distribution date.

**Current Yield** is the net change, exclusive of capital changes and income other than investment income, in the value of a hypothetical fund account with a balance of one share over the seven-day base period including the statement date, expressed as a percentage of the value of one share (normally \$1.00 per share) at the beginning of the seven-day period. This resulting net change in account value is then annualized by multiplying it by 365 and dividing the result by 7. The yields quoted should not be considered a representation of the yield of the fund in the future, since the yield is not fixed.

**Average maturity** represents the average maturity of all securities and investments of a portfolio, determined by multiplying the par or principal value of each security or investment by its maturity (days or years), summing the products, and dividing the sum by the total principal value of the portfolio. The stated maturity date of mortgage backed or callable securities are used in this statement. However the actual maturity of these securities could vary depending on the level or prepayments on the underlying mortgages or whether a callable security has or is still able to be called.

**Monthly distribution yield** represents the net change in the value of one share (normally \$1.00 per share) resulting from all dividends declared during the month by a fund expressed as a percentage of the value of one share at the beginning of the month. This resulting net change is then annualized by multiplying it by 365 and dividing it by the number of calendar days in the month.

**YTM at Cost** The yield to maturity at cost is the expected rate of return, based on the original cost, the annual interest receipts, maturity value and the time period from purchase date to maturity, stated as a percentage, on an annualized basis.

**YTM at Market** The yield to maturity at market is the rate of return, based on the current market value, the annual interest receipts, maturity value and the time period remaining until maturity, stated as a percentage, on an annualized basis.

**Managed Account** A portfolio of investments managed discretely by PFM according to the client's specific investment policy and requirements. The investments are directly owned by the client and held by the client's custodian.

**Unsettled Trade** A trade which has been executed however the final consummation of the security transaction and payment has not yet taken place.

Please review the detail pages of this statement carefully. If you think your statement is wrong, missing account information, or if you need more information about a transaction, please contact PFM within 60 days of receipt. If you have other concerns or questions regarding your account you should contact a member of your client management team or PFM Service Operations at the address below.

PFM Asset Management LLC  
Attn: Service Operations  
One Keystone Plaza, Suite 300  
N. Front & Market Sts  
Harrisburg, PA 17101



# Account Statement

For the Month Ending July 31, 2015

## Consolidated Summary Statement

SAN BERNARDINO COUNTY

### Portfolio Summary

Portfolio Holdings	Cash Dividends and Income	Closing Market Value
PFM Managed Account	2,735,898.62	4,473,898,318.56
Cash Balance	0.00	210,060,614.08
<b>Total</b>	<b>\$2,735,898.62</b>	<b>\$4,683,958,932.64</b>

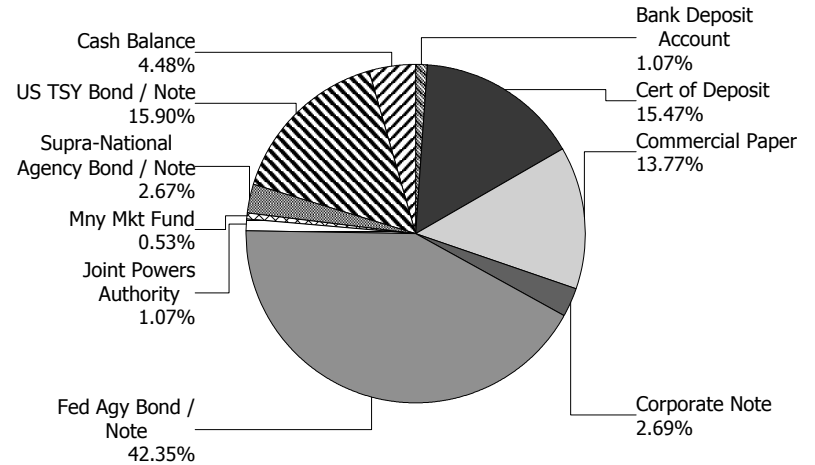
### Investment Allocation

Investment Type	Closing Market Value	Percent
Bank Deposit Account	50,000,000.00	1.07
Certificate of Deposit	724,772,161.75	15.47
Commercial Paper	644,802,525.00	13.77
Corporate Note	125,956,897.95	2.69
Federal Agency Bond / Note	1,983,550,473.86	42.35
Joint Powers Authority	50,000,000.00	1.07
Money Market Fund	25,000,000.00	0.53
Supra-National Agency Bond / Note	125,056,525.00	2.67
U.S. Treasury Bond / Note	744,759,735.00	15.90
Cash Balance	210,060,614.08	4.48
<b>Total</b>	<b>\$4,683,958,932.64</b>	<b>100.00%</b>

### Maturity Distribution (Fixed Income Holdings)

Portfolio Holdings	Closing Market Value	Percent
Under 30 days	780,060,138.83	16.65
31 to 60 days	175,019,800.00	3.74
61 to 90 days	289,117,486.65	6.17
91 to 180 days	670,763,813.45	14.32
181 days to 1 year	682,091,745.85	14.56
1 to 2 years	1,439,264,873.60	30.73
2 to 3 years	647,641,074.26	13.83
3 to 4 years	0.00	0.00
4 to 5 years	0.00	0.00
Over 5 years	0.00	0.00
<b>Total</b>	<b>\$4,683,958,932.64</b>	<b>100.00%</b>

### Sector Allocation



Weighted Average Days to Maturity 346



# Managed Account Summary Statement

For the Month Ending July 31, 2015

SAN BERNARDINO COUNTY - 76990800

### Transaction Summary - Managed Account

<b>Opening Market Value</b>	<b>\$4,927,953,686.52</b>
Maturities/Calls	(3,351,000,000.00)
Principal Dispositions	(205,000,000.00)
Principal Acquisitions	3,102,893,352.22
Unsettled Trades	0.00
Change in Current Value	(948,720.18)
<b>Closing Market Value</b>	<b>\$4,473,898,318.56</b>

### Cash Transactions Summary - Managed Account

Maturities/Calls	3,351,426,438.22
Sale Proceeds	205,000,000.00
Coupon/Interest/Dividend Income	2,293,484.30
Principal Payments	0.00
Security Purchases	(3,102,893,352.22)
Net Cash Contribution	(455,826,570.30)
Reconciling Transactions	0.00

### Earnings Reconciliation (Cash Basis) - Managed Account

Interest/Dividends/Coupons Received	2,719,922.52
Less Purchased Interest Related to Interest/Coupons	0.00
Plus Net Realized Gains/Losses	15,976.10
<b>Total Cash Basis Earnings</b>	<b>\$2,735,898.62</b>

### Cash Balance

<b>Closing Cash Balance</b>	<b>\$0.00</b>
-----------------------------	---------------

### Earnings Reconciliation (Accrual Basis)

	<b>Total</b>
Ending Amortized Value of Securities	4,468,748,019.99
Ending Accrued Interest	8,058,061.73
Plus Proceeds from Sales	205,000,000.00
Plus Proceeds of Maturities/Calls/Principal Payments	3,351,426,438.22
Plus Coupons/Dividends Received	2,293,484.30
Less Cost of New Purchases	(3,102,893,352.22)
Less Beginning Amortized Value of Securities	(4,922,589,829.24)
Less Beginning Accrued Interest	(7,896,903.02)
<b>Total Accrual Basis Earnings</b>	<b>\$2,145,919.76</b>



## Portfolio Summary and Statistics

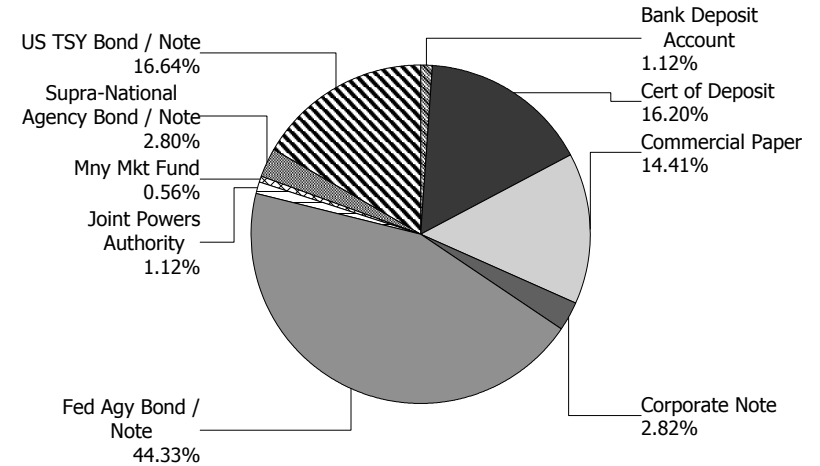
For the Month Ending July 31, 2015

SAN BERNARDINO COUNTY - 76990800

### Account Summary

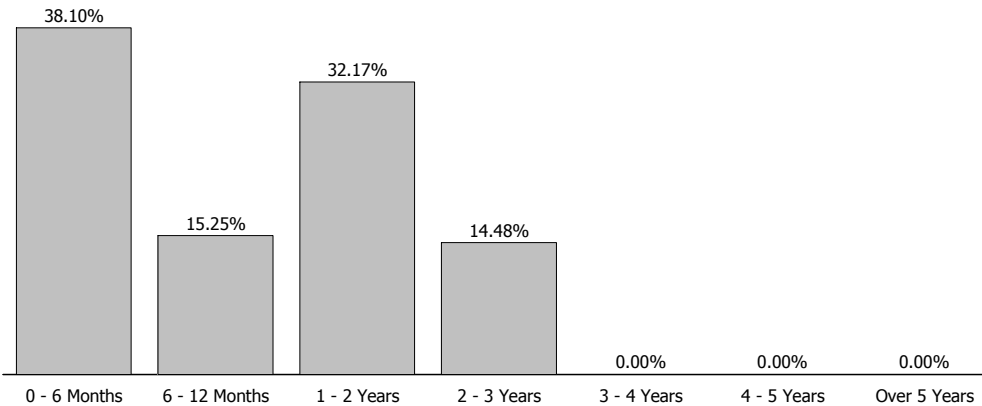
Description	Par Value	Market Value	Percent
U.S. Treasury Bond / Note	740,000,000.00	744,759,735.00	16.64
Supra-National Agency Bond / Note	125,000,000.00	125,056,525.00	2.80
Money Market Fund	25,000,000.00	25,000,000.00	0.56
Joint Powers Authority	50,000,000.00	50,000,000.00	1.12
Federal Agency Bond / Note	1,973,444,000.00	1,983,550,473.86	44.33
Corporate Note	125,046,000.00	125,956,897.95	2.82
Commercial Paper	645,000,000.00	644,802,525.00	14.41
Certificate of Deposit	725,000,000.00	724,772,161.75	16.20
Bank Deposit Account	50,000,000.00	50,000,000.00	1.12
<b>Managed Account Sub-Total</b>	<b>4,458,490,000.00</b>	<b>4,473,898,318.56</b>	<b>100.00%</b>
Accrued Interest		8,058,061.73	
<b>Total Portfolio</b>	<b>4,458,490,000.00</b>	<b>4,481,956,380.29</b>	

### Sector Allocation



Unsettled Trades **0.00** **0.00**

### Maturity Distribution



### Characteristics

Yield to Maturity at Cost	0.56%
Yield to Maturity at Market	0.46%
Duration to Worst	0.92
Weighted Average Days to Maturity	362



## Managed Account Issuer Summary

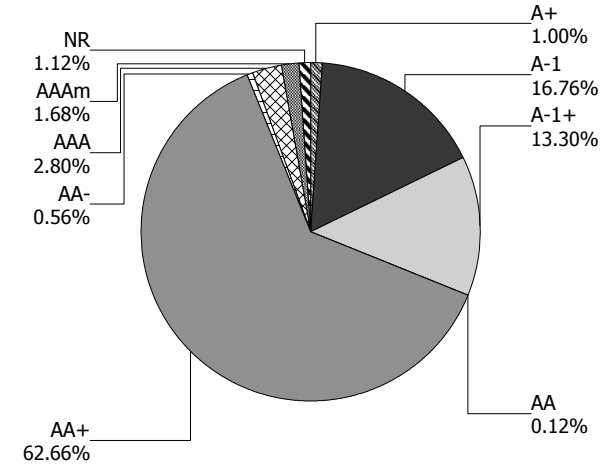
For the Month Ending July 31, 2015

SAN BERNARDINO COUNTY - 76990800

### Issuer Summary

Issuer	Market Value of Holdings	Percent
BANK OF MONTREAL	49,935,946.25	1.12
BANK OF NOVA SCOTIA	174,891,710.50	3.91
BNP PARIBAS	49,992,750.00	1.12
CAMP	50,000,000.00	1.12
FANNIE MAE	614,320,179.90	13.72
FEDERAL FARM CREDIT BANKS	325,225,306.36	7.27
FEDERAL HOME LOAN BANKS	507,749,592.60	11.35
FEDERATED GOVT OBLIGATIONS FUNDS	11,000,000.00	0.25
FIDELITY TREASURY MF	14,000,000.00	0.31
FREDDIE MAC	536,255,395.00	11.98
GENERAL ELECTRIC CO	125,595,813.88	2.81
INTL BANK OF RECONSTRUCTION AND DEV	125,056,525.00	2.80
JP MORGAN CHASE & CO	199,886,900.00	4.47
MITSUBISHI UFJ FINANCIAL GROUP INC	174,963,725.00	3.91
NORDEA BANK AB	50,000,125.00	1.12
ROYAL BANK OF CANADA	24,990,336.25	0.56
STONECASTLE FICA	50,000,000.00	1.12
SUMITOMO MITSUI FINANCIAL GROUP INC	99,999,754.75	2.24
SVENSKA HANDELSBANKEN	25,000,092.50	0.56
TORONTO-DOMINION BANK	174,958,018.75	3.91
TOYOTA MOTOR CORP	49,995,150.00	1.12
UNITED STATES TREASURY	744,759,735.00	16.64
US BANCORP	120,000,000.00	2.68
WAL-MART STORES INC	5,568,058.15	0.12
WELLS FARGO & COMPANY	44,757,025.92	1.00
WESTPAC BANKING CORP NY	124,996,177.75	2.79
<b>Total</b>	<b>\$4,473,898,318.56</b>	<b>100.00%</b>

### Credit Quality (S&P Ratings)





**Managed Account Detail of Securities Held**

For the Month Ending **July 31, 2015**

**SAN BERNARDINO COUNTY - 76990800**

<b>Security Type/Description Dated Date/Coupon/Maturity</b>	<b>CUSIP</b>	<b>Par</b>	<b>S&amp;P Rating</b>	<b>Moody's Rating</b>	<b>Trade Date</b>	<b>Settle Date</b>	<b>Original Cost</b>	<b>YTM at Cost</b>	<b>Accrued Interest</b>	<b>Amortized Cost</b>	<b>Market Value</b>
<b>U.S. Treasury Bond / Note</b>											
US TREASURY NOTES DTD 08/15/2012 0.250% 08/15/2015	912828TK6	50,000,000.00	AA+	Aaa	08/17/12	08/20/12	49,759,765.63	0.41	57,665.75	49,996,873.00	50,000,000.00
US TREASURY NOTES DTD 10/15/2012 0.250% 10/15/2015	912828TT7	25,000,000.00	AA+	Aaa	10/18/12	10/19/12	24,884,765.63	0.41	18,442.62	24,992,060.00	25,007,800.00
US TREASURY NOTES DTD 12/31/2010 2.125% 12/31/2015	912828PM6	25,000,000.00	AA+	Aaa	08/28/13	08/29/13	25,943,359.38	0.50	46,195.65	25,167,510.00	25,197,275.00
US TREASURY NOTES DTD 01/31/2011 2.000% 01/31/2016	912828PS3	25,000,000.00	AA+	Aaa	10/23/12	10/24/12	26,249,023.44	0.46	1,358.70	25,191,218.50	25,224,600.00
US TREASURY NOTES DTD 02/15/2013 0.375% 02/15/2016	912828UM0	25,000,000.00	AA+	Aaa	12/18/13	12/19/13	24,997,070.31	0.38	43,249.31	24,999,268.75	25,023,450.00
US TREASURY NOTES DTD 02/15/2013 0.375% 02/15/2016	912828UM0	50,000,000.00	AA+	Aaa	01/03/14	01/06/14	49,951,171.88	0.42	86,498.62	49,987,490.50	50,046,900.00
US TREASURY NOTES DTD 03/31/2011 2.250% 03/31/2016	912828OA1	25,000,000.00	AA+	Aaa	03/07/14	03/10/14	25,942,382.81	0.41	189,036.89	25,304,892.00	25,328,125.00
US TREASURY NOTES DTD 05/15/2013 0.250% 05/15/2016	912828VC1	25,000,000.00	AA+	Aaa	03/19/14	03/20/14	24,867,187.50	0.50	13,247.28	24,951,273.25	24,996,100.00
US TREASURY NOTES DTD 05/31/2011 1.750% 05/31/2016	912828OP8	25,000,000.00	AA+	Aaa	05/01/14	05/02/14	25,677,734.38	0.44	74,112.02	25,271,395.25	25,302,725.00
US TREASURY NOTES DTD 06/17/2013 0.500% 06/15/2016	912828VG2	25,000,000.00	AA+	Aaa	03/26/14	03/27/14	24,973,632.81	0.55	16,051.91	24,989,618.75	25,044,925.00
US TREASURY NOTES DTD 08/01/2011 1.500% 07/31/2016	912828OX1	25,000,000.00	AA+	Aaa	10/17/12	10/18/12	25,887,695.31	0.55	1,019.02	25,235,684.50	25,281,250.00
US TREASURY NOTES DTD 08/01/2011 1.500% 07/31/2016	912828OX1	25,000,000.00	AA+	Aaa	12/26/13	12/27/13	25,558,593.75	0.63	1,019.02	25,215,760.75	25,281,250.00
US TREASURY NOTES DTD 10/31/2011 1.000% 10/31/2016	912828RM4	25,000,000.00	AA+	Aaa	07/24/14	07/25/14	25,192,382.81	0.66	63,179.35	25,106,244.50	25,175,775.00
US TREASURY NOTES DTD 10/31/2011 1.000% 10/31/2016	912828RM4	25,000,000.00	AA+	Aaa	07/29/14	07/30/14	25,183,593.75	0.67	63,179.35	25,102,006.25	25,175,775.00



**Managed Account Detail of Securities Held**

For the Month Ending **July 31, 2015**

**SAN BERNARDINO COUNTY - 76990800**

<b>Security Type/Description Dated Date/Coupon/Maturity</b>	<b>CUSIP</b>	<b>Par</b>	<b>S&amp;P Rating</b>	<b>Moody's Rating</b>	<b>Trade Date</b>	<b>Settle Date</b>	<b>Original Cost</b>	<b>YTM at Cost</b>	<b>Accrued Interest</b>	<b>Amortized Cost</b>	<b>Market Value</b>
<b>U.S. Treasury Bond / Note</b>											
US TREASURY NOTES DTD 11/15/2006 4.625% 11/15/2016	912828FY1	25,000,000.00	AA+	Aaa	12/13/13	12/16/13	27,856,445.31	0.66	245,074.73	26,269,074.75	26,335,950.00
US TREASURY NOTES DTD 11/30/2011 0.875% 11/30/2016	912828RU6	25,000,000.00	AA+	Aaa	12/03/14	12/04/14	25,157,226.56	0.56	37,056.01	25,105,363.00	25,132,800.00
US TREASURY NOTES DTD 01/03/2012 0.875% 12/31/2016	912828RX0	50,000,000.00	AA+	Aaa	02/07/12	02/08/12	50,214,843.75	0.79	38,043.48	50,062,909.50	50,273,450.00
US TREASURY NOTES DTD 01/03/2012 0.875% 12/31/2016	912828RX0	50,000,000.00	AA+	Aaa	02/08/12	02/09/12	50,203,125.00	0.79	38,043.48	50,059,517.50	50,273,450.00
US TREASURY NOTES DTD 01/15/2014 0.750% 01/15/2017	912828A91	25,000,000.00	AA+	Aaa	12/05/14	12/08/14	25,025,390.63	0.70	8,661.68	25,017,608.00	25,083,975.00
US TREASURY NOTES DTD 01/31/2012 0.875% 01/31/2017	912828SC5	50,000,000.00	AA+	Aaa	12/06/13	12/09/13	50,257,812.50	0.71	1,188.86	50,123,531.50	50,261,700.00
US TREASURY NOTES DTD 02/29/2012 0.875% 02/28/2017	912828S30	25,000,000.00	AA+	Aaa	03/26/14	03/27/14	24,989,257.81	0.89	91,542.12	24,994,177.50	25,132,800.00
US TREASURY NOTES DTD 03/31/2012 1.000% 03/31/2017	912828SM3	25,000,000.00	AA+	Aaa	03/31/14	04/01/14	25,060,546.88	0.92	84,016.39	25,033,813.50	25,177,725.00
US TREASURY NOTES DTD 05/31/2012 0.625% 05/31/2017	912828SY7	15,000,000.00	AA+	Aaa	05/07/14	05/08/14	14,866,992.19	0.92	15,881.15	14,920,082.25	14,994,135.00
US TREASURY NOTES DTD 07/02/2012 0.750% 06/30/2017	912828TB6	25,000,000.00	AA+	Aaa	04/29/14	04/30/14	24,797,851.56	1.01	16,304.35	24,877,222.00	25,052,725.00
US TREASURY NOTES DTD 08/31/2012 0.625% 08/31/2017	912828TM2	25,000,000.00	AA+	Aaa	06/10/14	06/11/14	24,675,781.25	1.04	65,387.23	24,789,240.50	24,955,075.00
<b>Security Type Sub-Total</b>		<b>740,000,000.00</b>					<b>748,173,632.83</b>	<b>0.63</b>	<b>1,315,454.97</b>	<b>742,763,836.00</b>	<b>744,759,735.00</b>

**Supra-National Agency Bond / Note**

INTL BK RECON & DEV GLOBAL NT (CALLABLE) DTD 05/19/2015 0.770% 05/19/2017	45905USE5	25,000,000.00	AAA	Aaa	05/01/15	05/19/15	25,000,000.00	0.77	38,500.00	25,000,000.00	25,024,450.00
---	-----------	---------------	-----	-----	----------	----------	---------------	------	-----------	---------------	---------------





**Managed Account Detail of Securities Held**

For the Month Ending **July 31, 2015**

**SAN BERNARDINO COUNTY - 76990800**

<b>Security Type/Description Dated Date/Coupon/Maturity</b>	<b>CUSIP</b>	<b>Par</b>	<b>S&amp;P Rating</b>	<b>Moody's Rating</b>	<b>Trade Date</b>	<b>Settle Date</b>	<b>Original Cost</b>	<b>YTM at Cost</b>	<b>Accrued Interest</b>	<b>Amortized Cost</b>	<b>Market Value</b>
<b>Supra-National Agency Bond / Note</b>											
INTL BK RECON & DEV GLOBAL NT (CALLABLE) DTD 05/19/2015 0.770% 05/19/2017	45905USE5	25,000,000.00	AAA	Aaa	05/01/15	05/19/15	25,000,000.00	0.77	38,500.00	25,000,000.00	25,024,450.00
INTL BANK OF RECON AND DEV GLOBAL NOTES DTD 06/23/2015 1.000% 11/15/2017	459058EM1	25,000,000.00	AAA	Aaa	06/16/15	06/23/15	24,997,750.00	1.00	26,388.89	24,997,836.50	25,026,325.00
INTL BANK OF RECON AND DEV GLOBAL NOTES DTD 04/30/2015 1.000% 06/15/2018	459058EJ8	50,000,000.00	AAA	Aaa	04/22/15	04/30/15	49,914,500.00	1.06	63,888.89	49,921,319.50	49,981,300.00
<b>Security Type Sub-Total</b>		<b>125,000,000.00</b>					<b>124,912,250.00</b>	<b>0.93</b>	<b>167,277.78</b>	<b>124,919,156.00</b>	<b>125,056,525.00</b>
<b>Money Market Fund</b>											
FEDERATED GOVT OBLIGATIONS FUND	60934N104	11,000,000.00	AAAm	Aaa	06/30/14	06/30/14	11,000,000.00	0.01	0.00	11,000,000.00	11,000,000.00
FIDELITY GOV'T MM FUND 57	316175108	14,000,000.00	AAAm	Aaa	06/29/15	06/29/15	14,000,000.00	0.01	0.00	14,000,000.00	14,000,000.00
<b>Security Type Sub-Total</b>		<b>25,000,000.00</b>					<b>25,000,000.00</b>	<b>0.01</b>	<b>0.00</b>	<b>25,000,000.00</b>	<b>25,000,000.00</b>
<b>Joint Powers Authority</b>											
CALIFORNIA ASSET MANAGEMENT PROGRAM	CAMPMF025	50,000,000.00	AAAm	NR	06/25/15	06/25/15	50,000,000.00	0.10	0.00	50,000,000.00	50,000,000.00
<b>Security Type Sub-Total</b>		<b>50,000,000.00</b>					<b>50,000,000.00</b>	<b>0.10</b>	<b>0.00</b>	<b>50,000,000.00</b>	<b>50,000,000.00</b>
<b>Federal Agency Bond / Note</b>											
FHLMC NOTES (EX-CALLABLE) DTD 03/18/2013 0.420% 09/18/2015	3134G36F2	25,000,000.00	AA+	Aaa	09/04/13	09/05/13	24,937,500.00	0.54	38,791.67	24,995,976.00	25,009,000.00
FHLMC NOTES (EX-CALLABLE) DTD 09/25/2012 0.500% 09/25/2015	3134G3L24	15,000,000.00	AA+	Aaa	09/12/12	09/25/12	15,000,000.00	0.50	26,250.00	15,000,000.00	15,006,870.00
FHLMC NOTES (EX-CALLABLE) DTD 09/25/2012 0.500% 09/25/2015	3134G3L24	15,000,000.00	AA+	Aaa	09/12/12	09/25/12	15,000,000.00	0.50	26,250.00	15,000,000.00	15,006,870.00



**Managed Account Detail of Securities Held**

For the Month Ending **July 31, 2015**

**SAN BERNARDINO COUNTY - 76990800**

<b>Security Type/Description Dated Date/Coupon/Maturity</b>	<b>CUSIP</b>	<b>Par</b>	<b>S&amp;P Rating</b>	<b>Moody's Rating</b>	<b>Trade Date</b>	<b>Settle Date</b>	<b>Original Cost</b>	<b>YTM at Cost</b>	<b>Accrued Interest</b>	<b>Amortized Cost</b>	<b>Market Value</b>
<b>Federal Agency Bond / Note</b>											
FHLMC NOTES (EX-CALLABLE) DTD 09/25/2012 0.500% 09/25/2015	3134G3L24	20,000,000.00	AA+	Aaa	09/12/12	09/25/12	20,000,000.00	0.50	35,000.00	20,000,000.00	20,009,160.00
FNMA NOTES (EX-CALLABLE) DTD 10/15/2010 1.875% 10/15/2015	31398A4K5	10,000,000.00	AA+	Aaa	06/26/13	06/27/13	10,287,300.00	0.61	55,208.33	10,025,821.80	10,034,060.00
FNMA NOTES DTD 09/27/2010 1.625% 10/26/2015	31398A4M1	25,000,000.00	AA+	Aaa	05/30/13	05/31/13	25,721,750.00	0.42	107,204.86	25,071,207.50	25,082,125.00
FFCB NOTES AGENCY DTD 02/05/2014 0.310% 11/05/2015	3133EDET5	50,000,000.00	AA+	Aaa	01/29/14	02/05/14	49,990,000.00	0.32	37,027.78	49,998,502.50	50,008,300.00
FHLMC NOTES DTD 11/06/2012 0.450% 11/24/2015	3134G3W55	25,000,000.00	AA+	Aaa	06/26/13	06/27/13	24,922,500.00	0.58	20,937.50	24,989,844.75	25,020,400.00
FHLB NOTES DTD 11/05/2010 1.375% 12/11/2015	313371NW2	25,000,000.00	AA+	Aaa	03/08/13	03/11/13	25,625,000.00	0.46	47,743.06	25,082,501.00	25,101,575.00
FHLB NOTES DTD 09/19/2014 0.300% 12/18/2015	3130A32K9	25,000,000.00	AA+	Aaa	11/06/14	11/07/14	25,015,332.50	0.24	27,500.00	25,005,244.00	25,008,375.00
FANNIE MAE GLOBAL NOTES DTD 01/18/2011 2.250% 03/15/2016	3135G0AL7	50,000,000.00	AA+	Aaa	02/10/12	02/13/12	52,881,500.00	0.81	425,000.00	50,444,579.50	50,604,450.00
FANNIE MAE GLOBAL NOTES DTD 01/18/2011 2.250% 03/15/2016	3135G0AL7	50,000,000.00	AA+	Aaa	02/10/12	02/13/12	52,881,500.00	0.81	425,000.00	50,444,579.50	50,604,450.00
FANNIE MAE GLOBAL NOTES DTD 02/15/2013 0.500% 03/30/2016	3135G0VA8	40,000,000.00	AA+	Aaa	02/14/13	02/15/13	39,954,400.00	0.54	67,222.22	39,990,245.20	40,039,680.00
FFCB NOTES DTD 11/25/2014 0.375% 05/25/2016	3133EECW8	25,000,000.00	AA+	Aaa	11/18/14	11/25/14	25,000,000.00	0.38	17,187.50	25,000,000.00	25,009,025.00
FFCB NOTES DTD 11/25/2014 0.375% 05/25/2016	3133EECW8	25,000,000.00	AA+	Aaa	11/18/14	11/25/14	25,000,000.00	0.38	17,187.50	25,000,000.00	25,009,025.00
FHLMC NOTES DTD 04/08/2011 2.500% 05/27/2016	3137EACT4	50,000,000.00	AA+	Aaa	01/04/13	01/07/13	53,272,500.00	0.55	222,222.22	50,799,452.50	50,872,450.00
FHLB NOTES DTD 07/22/2013 0.800% 07/22/2016	313383QU8	25,000,000.00	AA+	Aaa	07/10/13	07/22/13	24,997,500.00	0.80	5,000.00	24,999,181.00	25,128,700.00



**Managed Account Detail of Securities Held**

For the Month Ending **July 31, 2015**

**SAN BERNARDINO COUNTY - 76990800**

<b>Security Type/Description Dated Date/Coupon/Maturity</b>	<b>CUSIP</b>	<b>Par</b>	<b>S&amp;P Rating</b>	<b>Moody's Rating</b>	<b>Trade Date</b>	<b>Settle Date</b>	<b>Original Cost</b>	<b>YTM at Cost</b>	<b>Accrued Interest</b>	<b>Amortized Cost</b>	<b>Market Value</b>
<b>Federal Agency Bond / Note</b>											
FHLB NOTES DTD 12/01/2014 0.430% 08/01/2016	3130A3M50	36,450,000.00	AA+	Aaa	12/02/14	12/03/14	36,424,120.50	0.47	78,367.50	36,434,384.09	36,466,329.60
FHLB NOTES DTD 02/09/2015 0.450% 08/09/2016	3130A45N8	25,000,000.00	AA+	Aaa	02/09/15	02/10/15	24,955,750.00	0.57	53,750.00	24,969,749.00	25,003,250.00
FNMA NOTES DTD 07/19/2013 0.625% 08/26/2016	3135G0YE7	50,000,000.00	AA+	Aaa	07/17/13	07/19/13	49,839,500.00	0.73	134,548.61	49,944,259.50	50,090,000.00
FHLB NOTES DTD 08/26/2010 2.000% 09/09/2016	313370TW8	25,000,000.00	AA+	Aaa	11/25/14	11/26/14	25,657,000.00	0.52	197,222.22	25,407,393.25	25,420,500.00
FNMA NOTES AGENCY (EX-CALLABLE) DTD 03/26/2013 0.625% 09/26/2016	3135G0VX8	25,000,000.00	AA+	Aaa	09/05/13	09/06/13	24,570,000.00	1.20	54,253.47	24,835,977.25	25,018,950.00
FHLB NOTES DTD 08/07/2014 0.500% 09/28/2016	3130A2T97	15,000,000.00	AA+	Aaa	08/06/14	08/07/14	14,966,250.00	0.61	25,625.00	14,981,688.15	15,001,425.00
FHLMC NOTES DTD 08/16/2013 0.875% 10/14/2016	3137EADS5	25,000,000.00	AA+	Aaa	08/14/13	08/16/13	24,996,250.00	0.88	65,017.36	24,998,541.00	25,115,750.00
FFCB NOTES DTD 10/14/2014 0.600% 10/14/2016	3133EDX98	25,000,000.00	AA+	Aaa	10/03/14	10/14/14	24,975,000.00	0.65	44,583.33	24,984,928.75	25,039,175.00
FHLMC NOTES DTD 08/16/2013 0.875% 10/14/2016	3137EADS5	25,000,000.00	AA+	Aaa	10/03/14	10/06/14	25,111,500.00	0.65	65,017.36	25,066,488.75	25,115,750.00
FANNIE MAE NOTES DTD 10/20/2011 1.375% 11/15/2016	3135G0ES8	25,000,000.00	AA+	Aaa	05/10/13	05/13/13	25,707,250.00	0.56	72,569.44	25,261,611.50	25,280,800.00
FANNIE MAE NOTES DTD 10/20/2011 1.375% 11/15/2016	3135G0ES8	25,000,000.00	AA+	Aaa	05/31/13	06/03/13	25,563,500.00	0.71	72,569.44	25,212,112.75	25,280,800.00
FANNIE MAE NOTES DTD 10/20/2011 1.375% 11/15/2016	3135G0ES8	25,000,000.00	AA+	Aaa	11/12/13	11/13/13	25,493,750.00	0.71	72,569.44	25,212,991.50	25,280,800.00
FHLB NOTES DTD 11/15/2013 0.625% 12/28/2016	3130A0C65	20,000,000.00	AA+	Aaa	11/14/13	11/15/13	19,942,800.00	0.72	11,458.33	19,974,010.80	20,018,440.00
FHLMC NOTES (CALLABLE) DTD 01/27/2015 0.700% 01/27/2017	3134G6AW3	50,000,000.00	AA+	Aaa	01/21/15	01/27/15	50,000,000.00	0.70	3,888.89	50,000,000.00	49,946,050.00



**Managed Account Detail of Securities Held**

For the Month Ending **July 31, 2015**

**SAN BERNARDINO COUNTY - 76990800**

<b>Security Type/Description Dated Date/Coupon/Maturity</b>	<b>CUSIP</b>	<b>Par</b>	<b>S&amp;P Rating</b>	<b>Moody's Rating</b>	<b>Trade Date</b>	<b>Settle Date</b>	<b>Original Cost</b>	<b>YTM at Cost</b>	<b>Accrued Interest</b>	<b>Amortized Cost</b>	<b>Market Value</b>
<b>Federal Agency Bond / Note</b>											
FANNIE MAE GLOBAL NOTES DTD 01/09/2012 1.250% 01/30/2017	3135G0GY3	50,000,000.00	AA+	Aaa	10/16/14	10/17/14	50,746,000.00	0.59	1,736.11	50,489,782.00	50,454,500.00
FANNIE MAE GLOBAL NOTES DTD 01/09/2012 1.250% 01/30/2017	3135G0GY3	50,000,000.00	AA+	Aaa	10/27/14	10/28/14	50,713,000.00	0.61	1,736.11	50,474,459.00	50,454,500.00
FHLMC NOTES DTD 01/21/2014 0.875% 02/22/2017	3137EADT3	25,000,000.00	AA+	Aaa	01/17/14	01/21/14	24,959,750.00	0.93	96,614.58	24,979,515.25	25,084,025.00
FFCB (FLOATING) NOTES DTD 02/27/2014 0.246% 02/27/2017	3133EDFW7	30,000,000.00	AA+	Aaa	02/21/14	02/27/14	30,000,000.00	0.21	1,022.92	30,000,000.00	30,045,540.00
FHLB AGENCY DTD 03/06/2015 0.720% 03/06/2017	3130A4K27	50,000,000.00	AA+	Aaa	03/26/15	03/27/15	50,004,500.00	0.72	145,000.00	50,003,726.00	50,050,050.00
FHLB NOTES DTD 02/06/2012 0.875% 03/10/2017	3133782N0	25,000,000.00	AA+	Aaa	12/23/14	12/26/14	24,975,224.50	0.92	85,677.08	24,981,930.50	25,063,975.00
FHLB NOTES (CALLABLE) DTD 03/17/2015 0.800% 03/17/2017	3130A4GT3	50,000,000.00	AA+	Aaa	03/03/15	03/17/15	49,955,000.00	0.85	148,888.89	49,963,322.00	50,087,900.00
FHLMC NOTES (CALLABLE) DTD 04/14/2015 0.800% 04/14/2017	3134G6PN7	50,000,000.00	AA+	Aaa	03/24/15	04/14/15	50,000,000.00	0.80	118,888.89	50,000,000.00	50,007,050.00
FFCB (FLOATING) NOTES DTD 04/17/2014 0.236% 04/17/2017	3133EDJX1	25,000,000.00	AA+	Aaa	04/11/14	04/17/14	25,000,000.00	0.21	2,458.33	25,000,000.00	25,034,850.00
FANNIE MAE GLOBAL NOTES DTD 04/16/2007 5.000% 05/11/2017	31359M7X5	50,000,000.00	AA+	Aaa	03/26/15	03/27/15	54,460,500.00	0.75	555,555.56	53,741,259.50	53,783,950.00
FHLMC NOTES (CALLABLE) DTD 05/18/2015 0.800% 05/18/2017	3134G6G31	16,000,000.00	AA+	Aaa	05/01/15	05/18/15	16,000,000.00	0.80	25,955.56	16,000,000.00	15,990,512.00
FHLMC NOTES (CALLABLE) DTD 05/18/2015 0.800% 05/18/2017	3134G6G31	17,000,000.00	AA+	Aaa	05/01/15	05/18/15	17,000,000.00	0.80	27,577.78	17,000,000.00	16,989,919.00
FHLMC NOTES (CALLABLE) DTD 05/18/2015 0.800% 05/18/2017	3134G6G31	17,000,000.00	AA+	Aaa	05/01/15	05/18/15	17,000,000.00	0.80	27,577.78	17,000,000.00	16,989,919.00
FHLMC NOTES DTD 12/30/2014 0.990% 06/30/2017	3134G5VY8	50,000,000.00	AA+	Aaa	12/18/14	12/30/14	50,000,000.00	0.99	42,625.00	50,000,000.00	50,222,250.00



## Managed Account Detail of Securities Held

For the Month Ending July 31, 2015

### SAN BERNARDINO COUNTY - 76990800

Security Type/Description Dated Date/Coupon/Maturity	CUSIP	Par	S&P Rating	Moody's Rating	Trade Date	Settle Date	Original Cost	YTM at Cost	Accrued Interest	Amortized Cost	Market Value
<b>Federal Agency Bond / Note</b>											
FHLMC NOTES DTD 05/29/2015 0.750% 07/14/2017	3137EADV8	25,000,000.00	AA+	Aaa	05/28/15	05/29/15	24,980,500.00	0.79	32,291.67	24,982,082.25	24,980,625.00
FHLMC NOTES (CALLABLE) DTD 06/23/2015 0.950% 08/23/2017	3134G7BM2	25,000,000.00	AA+	Aaa	06/05/15	06/23/15	25,000,000.00	0.95	25,069.44	25,000,000.00	25,036,775.00
FHLB NOTES (CALLABLE) DTD 06/25/2015 0.950% 08/24/2017	3130A5LX5	25,000,000.00	AA+	Aaa	06/05/15	06/25/15	25,000,000.00	0.95	23,750.00	25,000,000.00	25,015,175.00
FHLB NOTES DTD 07/24/2015 0.750% 08/28/2017	3130A62S5	17,000,000.00	AA+	Aaa	07/23/15	07/24/15	16,961,920.00	0.86	2,479.17	16,962,266.46	16,982,796.00
FHLB NOTES DTD 06/02/2015 0.750% 08/28/2017	3130A5HT9	23,250,000.00	AA+	Aaa	06/02/15	06/03/15	23,211,172.50	0.83	28,578.13	23,213,920.42	23,236,887.00
FANNIE MAE GLOBAL NOTES DTD 07/20/2012 0.875% 08/28/2017	3135G0MZ3	50,000,000.00	AA+	Aaa	09/18/12	09/19/12	50,046,000.00	0.86	183,506.94	50,019,579.00	50,097,400.00
FFCB NOTES DTD 02/25/2015 1.000% 09/25/2017	3133EEOX1	19,589,000.00	AA+	Aaa	04/28/15	04/29/15	19,682,047.75	0.80	68,561.50	19,672,257.17	19,657,091.36
FFCB NOTES DTD 02/25/2015 1.000% 09/25/2017	3133EEOX1	25,000,000.00	AA+	Aaa	03/04/15	03/04/15	25,010,711.25	0.98	87,500.00	25,008,995.00	25,086,900.00
FNMA NOTES DTD 08/25/2014 1.000% 09/27/2017	3135G0ZL0	10,000,000.00	AA+	Aaa	08/21/14	08/25/14	9,964,300.00	1.12	34,444.44	9,974,946.90	10,050,240.00
FREDDIE MAC GLOBAL NOTES (EX-CALLABLE) DTD 09/27/2012 1.000% 09/27/2017	3134G3M31	10,000,000.00	AA+	Aaa	04/28/15	04/29/15	10,046,400.00	0.81	34,444.44	10,041,529.00	10,030,970.00
FHLB NOTES DTD 09/03/2014 1.100% 09/29/2017	3130A2XL5	15,000,000.00	AA+	Aaa	09/04/14	09/05/14	14,974,950.00	1.16	55,916.67	14,982,238.80	15,050,700.00
FHLB NOTES DTD 09/03/2014 1.100% 09/29/2017	3130A2XL5	25,000,000.00	AA+	Aaa	09/04/14	09/05/14	24,962,000.00	1.15	93,194.44	24,973,054.75	25,084,500.00
FANNIE MAE GLOBAL NOTES DTD 09/24/2012 0.875% 10/26/2017	3135G0PQ0	25,000,000.00	AA+	Aaa	04/28/15	04/29/15	25,044,575.00	0.80	57,725.69	25,040,041.25	25,030,200.00
FHLB NOTES (CALLABLE) BONDS DTD 11/09/2012 1.000% 11/09/2017	3133813R4	25,000,000.00	AA+	Aaa	12/18/12	12/19/12	24,985,000.00	1.01	56,944.44	24,992,962.75	24,943,975.00



**Managed Account Detail of Securities Held**

For the Month Ending **July 31, 2015**

**SAN BERNARDINO COUNTY - 76990800**

<b>Security Type/Description Dated Date/Coupon/Maturity</b>	<b>CUSIP</b>	<b>Par</b>	<b>S&amp;P Rating</b>	<b>Moody's Rating</b>	<b>Trade Date</b>	<b>Settle Date</b>	<b>Original Cost</b>	<b>YTM at Cost</b>	<b>Accrued Interest</b>	<b>Amortized Cost</b>	<b>Market Value</b>
<b>Federal Agency Bond / Note</b>											
FNMA NOTES (CALLABLE) DTD 11/15/2012 1.000% 11/15/2017	3135G0RQ8	25,000,000.00	AA+	Aaa	12/12/12	12/13/12	25,032,500.00	0.97	52,777.78	25,000,000.00	24,965,425.00
FFCB NOTES DTD 12/18/2014 1.125% 12/18/2017	3133EEFE5	25,000,000.00	AA+	Aaa	12/09/14	12/18/14	24,975,925.00	1.16	33,593.75	24,980,830.00	25,177,625.00
FFCB NOTES DTD 12/18/2014 1.125% 12/18/2017	3133EEFE5	25,000,000.00	AA+	Aaa	12/09/14	12/18/14	24,976,000.00	1.16	33,593.75	24,980,889.75	25,177,625.00
FNMA NOTES (CALLABLE) DTD 12/26/2012 1.000% 12/26/2017	3135G0SJ3	22,155,000.00	AA+	Aaa	01/03/13	01/04/13	22,159,431.00	1.00	21,539.58	22,155,000.00	22,167,849.90
FHLMC NOTES DTD 11/21/2012 0.750% 01/12/2018	3137EADN6	25,000,000.00	AA+	Aaa	01/28/13	01/29/13	24,656,750.00	1.04	9,895.83	24,828,221.50	24,910,525.00
FHLMC NOTES DTD 11/21/2012 0.750% 01/12/2018	3137EADN6	25,000,000.00	AA+	Aaa	01/30/13	01/31/13	24,670,250.00	1.02	9,895.83	24,834,820.50	24,910,525.00
FHLB NOTES DTD 02/27/2015 1.125% 04/25/2018	3130A4GJ5	30,000,000.00	AA+	Aaa	02/26/15	02/27/15	29,986,200.00	1.14	90,000.00	29,987,949.60	30,108,240.00
FHLB NOTES DTD 05/04/2015 1.000% 05/04/2018	3130A57K9	25,000,000.00	AA+	Aaa	04/28/15	05/04/15	25,006,500.00	0.99	60,416.67	25,005,982.75	24,976,800.00
FFCB NOTES DTD 05/11/2015 1.030% 05/11/2018	3133EEJ50	25,000,000.00	AA+	Aaa	05/04/15	05/11/15	24,980,500.00	1.06	57,222.22	24,981,925.50	24,990,075.00
FFCB NOTES DTD 05/11/2015 1.030% 05/11/2018	3133EEJ50	25,000,000.00	AA+	Aaa	05/05/15	05/11/15	24,954,575.00	1.09	57,222.22	24,957,894.25	24,990,075.00
<b>Security Type Sub-Total</b>		<b>1,973,444,000.00</b>					<b>1,990,771,635.00</b>	<b>0.75</b>	<b>5,044,052.22</b>	<b>1,980,342,653.39</b>	<b>1,983,550,473.86</b>
<b>Corporate Note</b>											
WAL MART STORES INC. CORP NOTES DTD 10/25/2010 1.500% 10/25/2015	931142CX9	4,055,000.00	AA	Aa2	03/12/14	03/17/14	4,126,854.60	0.39	16,220.00	4,065,465.87	4,065,259.15
GENERAL ELECTRIC CO CORPORATE NOTES DTD 12/12/2012 1.000% 12/11/2015	36962G6M1	25,000,000.00	AA+	Aa3	01/15/15	01/21/15	25,127,250.00	0.43	34,722.22	25,051,747.50	25,054,325.00
GENERAL ELEC CAP CORP (FLOATING) DTD 01/08/2013 0.884% 01/08/2016	36962G6O2	25,000,000.00	AA+	A1	01/31/14	02/05/14	25,200,250.00	0.43	14,737.50	25,049,030.75	25,062,000.00



## Managed Account Detail of Securities Held

For the Month Ending July 31, 2015

### SAN BERNARDINO COUNTY - 76990800

Security Type/Description Dated Date/Coupon/Maturity	CUSIP	Par	S&P Rating	Moody's Rating	Trade Date	Settle Date	Original Cost	YTM at Cost	Accrued Interest	Amortized Cost	Market Value
<b>Corporate Note</b>											
GENERAL ELEC CAP CORP (FLOAT) DTD 01/14/2014 0.516% 01/14/2016	36962G7E8	20,450,000.00	AA+	A1	03/07/14	03/11/14	20,474,335.50	0.41	5,274.06	20,458,956.69	20,462,085.95
GENERAL ELEC CAP CORP (FLOAT) DTD 02/08/2012 1.076% 02/08/2016	36962G5T7	5,035,000.00	AA+	A1	03/07/14	03/12/14	5,093,607.40	0.42	12,490.72	5,051,648.08	5,053,402.93
WELLS FARGO COMPANY CORPORATE STEP NOTE DTD 09/15/2010 3.676% 06/15/2016	949746OU8	18,195,000.00	A+	A2	04/22/15	04/27/15	18,816,723.15	0.65	252,675.99	18,673,903.32	18,646,745.46
WELLS FARGO & COMPANY DTD 07/29/2013 1.250% 07/20/2016	94974BFL9	15,311,000.00	A+	A2	06/24/15	06/29/15	15,389,851.65	0.76	5,847.95	15,383,266.39	15,379,700.46
WELLS FARGO & COMPANY GLOBAL NOTES DTD 12/12/2011 2.625% 12/15/2016	94974BEZ9	10,500,000.00	A+	A2	04/22/15	04/27/15	10,805,025.00	0.83	35,218.75	10,756,549.65	10,730,580.00
WAL-MART STORES INC CORP NOTES DTD 04/22/2014 1.000% 04/21/2017	931142DN0	1,500,000.00	AA	Aa2	04/15/14	04/22/14	1,499,775.00	1.01	4,166.67	1,499,869.85	1,502,799.00
<b>Security Type Sub-Total</b>		<b>125,046,000.00</b>					<b>126,533,672.30</b>	<b>0.54</b>	<b>381,353.86</b>	<b>125,990,438.10</b>	<b>125,956,897.95</b>

<b>Commercial Paper</b>											
BANK OF TOKYO MITSUBISHI COMM PAPER -- 0.000% 08/03/2015	06538CV32	25,000,000.00	A-1	P-1	06/03/15	06/03/15	24,991,104.17	0.21	0.00	24,999,708.25	24,999,675.00
BANK OF TOKYO MITSUBISHI COMM PAPER -- 0.000% 08/03/2015	06538CV32	50,000,000.00	A-1	P-1	06/02/15	06/02/15	49,981,916.67	0.21	0.00	49,999,416.50	49,999,350.00
US BANK NA INT BEAR COMM PAPER DTD 07/31/2015 0.100% 08/03/2015	90349O3X9	120,000,000.00	A-1+	P-1	07/31/15	07/31/15	120,000,000.00	0.10	333.33	120,000,000.00	120,000,000.00
TOYOTA MOTOR CREDIT CORP COMM PAPER -- 0.000% 09/01/2015	89233HW18	25,000,000.00	A-1+	P-1	12/09/14	12/09/14	24,944,583.33	0.30	0.00	24,993,541.75	24,997,575.00
TOYOTA MOTOR CREDIT CORP COMM PAPER -- 0.000% 09/01/2015	89233HW18	25,000,000.00	A-1+	P-1	12/26/14	12/29/14	24,945,333.33	0.32	0.00	24,993,111.00	24,997,575.00



**Managed Account Detail of Securities Held**

For the Month Ending **July 31, 2015**

**SAN BERNARDINO COUNTY - 76990800**

<b>Security Type/Description Dated Date/Coupon/Maturity</b>	<b>CUSIP</b>	<b>Par</b>	<b>S&amp;P Rating</b>	<b>Moody's Rating</b>	<b>Trade Date</b>	<b>Settle Date</b>	<b>Original Cost</b>	<b>YTM at Cost</b>	<b>Accrued Interest</b>	<b>Amortized Cost</b>	<b>Market Value</b>
<b>Commercial Paper</b>											
BNP PARIBAS NY BRANCH COMM PAPER -- 0.000% 09/01/2015	09659CW12	50,000,000.00	A-1	P-1	06/05/15	06/08/15	49,971,666.67	0.24	0.00	49,989,666.50	49,992,750.00
BANK OF TOKYO MITSUBISHI LTD COMM PAPER -- 0.000% 10/01/2015	06538CX14	50,000,000.00	A-1	P-1	07/02/15	07/02/15	49,965,875.00	0.27	0.00	49,977,125.00	49,982,350.00
BANK OF TOKYO MITSUBISHI LTD COMM PAPER -- 0.000% 10/01/2015	06538CX14	50,000,000.00	A-1	P-1	07/06/15	07/06/15	49,968,583.33	0.26	0.00	49,977,972.00	49,982,350.00
JP MORGAN SECURITIES LLC COMM PAPER -- 0.000% 10/07/2015	46640OX71	50,000,000.00	A-1	P-1	04/08/15	04/08/15	49,924,166.67	0.30	0.00	49,972,083.50	49,980,050.00
JP MORGAN SECURITIES LLC COMM PAPER -- 0.000% 10/14/2015	46640XE6	50,000,000.00	A-1	P-1	04/09/15	04/09/15	49,921,666.67	0.30	0.00	49,969,166.50	49,977,100.00
JP MORGAN SECURITIES LLC COMM PAPER -- 0.000% 11/02/2015	46640OY21	50,000,000.00	A-1	P-1	04/07/15	04/07/15	49,898,402.78	0.35	0.00	49,954,791.50	49,967,750.00
JP MORGAN SECURITIES LLC COMM PAPER -- 0.000% 11/12/2015	46640OYC9	50,000,000.00	A-1	P-1	04/13/15	04/13/15	49,896,458.33	0.35	0.00	49,949,930.50	49,962,000.00
GENERAL ELEC CAP CORP COMM PAPER -- 0.000% 11/16/2015	36959JYG2	50,000,000.00	A-1+	P-1	04/22/15	04/23/15	49,913,750.00	0.30	0.00	49,955,416.50	49,964,000.00
<b>Security Type Sub-Total</b>		<b>645,000,000.00</b>					<b>644,323,506.95</b>	<b>0.25</b>	<b>333.33</b>	<b>644,731,929.50</b>	<b>644,802,525.00</b>

<b>Certificate of Deposit</b>											
BANK OF NOVA SCOTIA HOUSTON CERT DEPOS DTD 07/31/2014 0.300% 08/03/2015	06417HOY5	25,000,000.00	A-1	P-1	07/30/14	07/31/14	25,000,000.00	0.16	76,250.00	25,000,000.00	25,000,527.50
NORDEA BANK FINLAND NY CERT DEPOS DTD 04/17/2015 0.190% 08/03/2015	65558LDJ8	25,000,000.00	A-1+	P-1	04/17/15	04/17/15	25,000,374.79	0.19	13,986.11	25,000,007.00	25,000,072.50
SVENSKA HANDELSBANKEN CERT DEPOS DTD 04/28/2015 0.195% 08/03/2015	86958DTM4	25,000,000.00	A-1+	P-1	04/28/15	04/28/15	25,000,000.00	0.20	12,864.58	25,000,000.00	25,000,092.50





**Managed Account Detail of Securities Held**

For the Month Ending **July 31, 2015**

**SAN BERNARDINO COUNTY - 76990800**

<b>Security Type/Description Dated Date/Coupon/Maturity</b>	<b>CUSIP</b>	<b>Par</b>	<b>S&amp;P Rating</b>	<b>Moody's Rating</b>	<b>Trade Date</b>	<b>Settle Date</b>	<b>Original Cost</b>	<b>YTM at Cost</b>	<b>Accrued Interest</b>	<b>Amortized Cost</b>	<b>Market Value</b>
<b>Certificate of Deposit</b>											
NORDEA BANK FINLAND NY CERT DEPOS DTD 05/07/2015 0.185% 08/03/2015	65558LEC2	25,000,000.00	A-1+	P-1	05/06/15	05/07/15	25,000,000.00	0.19	11,048.61	25,000,000.00	25,000,052.50
SUMITOMO MITSUI BANK NY CERT DEPOS DTD 07/17/2015 0.150% 08/03/2015	86563RG28	25,000,000.00	A-1	P-1	07/16/15	07/17/15	25,000,000.00	0.15	1,562.50	25,000,000.00	24,999,907.00
SUMITOMO MITSUI BANK NY CERT DEPOS DTD 07/09/2015 0.180% 08/05/2015	86563RC30	50,000,000.00	A-1	P-1	07/09/15	07/09/15	50,000,000.00	0.18	5,750.00	50,000,000.00	50,000,080.00
SUMITOMO MITSUI BANK NY CERT DEPOS DTD 07/15/2015 0.180% 08/19/2015	86563RF45	25,000,000.00	A-1	P-1	07/15/15	07/15/15	25,000,000.00	0.18	2,125.00	25,000,000.00	24,999,767.75
TORONTO DOMINION BANK NY CERT DEPOS DTD 09/30/2014 0.350% 10/01/2015	89112UYE5	25,000,000.00	A-1+	P-1	09/29/14	09/30/14	25,000,000.00	0.18	74,131.94	25,000,000.00	25,006,392.50
WESTPAC BANKING CORP NY CERT DEPOS DTD 10/17/2014 0.310% 11/02/2015	96121TXW3	25,000,000.00	A-1+	P-1	10/16/14	10/17/14	25,000,000.00	0.18	62,000.00	25,000,000.00	24,996,628.50
TORONTO DOMINION BANK NY CERT DEPOS DTD 10/29/2014 0.320% 11/02/2015	89112UG47	25,000,000.00	A-1+	P-1	10/29/14	10/29/14	25,000,000.00	0.17	61,333.33	25,000,000.00	24,997,934.25
WESTPAC BANKING CORP NY CERT DEPOS DTD 11/10/2014 0.330% 11/02/2015	96121TYE2	25,000,000.00	A-1+	P-1	11/06/14	11/10/14	25,000,000.00	0.32	60,500.00	25,000,000.00	24,999,240.50
WESTPAC BANKING CORP NY CERT DEPOS DTD 11/17/2014 0.340% 11/17/2015	96121TYF9	25,000,000.00	A-1+	P-1	11/13/14	11/17/14	25,000,000.00	0.34	60,680.56	25,000,000.00	24,997,135.75
ROYAL BANK OF CANADA NY CERT DEPOS DTD 05/20/2015 0.300% 11/20/2015	78009NUQ7	25,000,000.00	A-1+	P-1	05/20/15	05/21/15	25,000,000.00	0.30	15,208.33	25,000,000.00	24,990,336.25
TORONTO DOMINION BANK NY CERT DEPOS DTD 11/26/2014 0.320% 11/30/2015	89112US44	25,000,000.00	A-1+	P-1	11/25/14	11/26/14	25,000,000.00	0.17	55,111.11	25,000,000.00	24,990,057.00
WESTPAC BANKING CORP NY CERT DEPOS DTD 12/04/2014 0.370% 12/04/2015	96121TYG7	25,000,000.00	A-1+	P-1	12/03/14	12/04/14	25,000,000.00	0.37	61,666.67	25,000,000.00	24,997,348.00
BANK OF NOVA SCOTIA HOUSTON CERT DEPOS DTD 12/10/2014 0.360% 12/10/2015	06417HXP6	25,000,000.00	A-1	P-1	12/09/14	12/10/14	25,000,000.00	0.36	58,500.00	25,000,000.00	24,993,721.00



**Managed Account Detail of Securities Held**

For the Month Ending **July 31, 2015**

**SAN BERNARDINO COUNTY - 76990800**

<b>Security Type/Description Dated Date/Coupon/Maturity</b>	<b>CUSIP</b>	<b>Par</b>	<b>S&amp;P Rating</b>	<b>Moody's Rating</b>	<b>Trade Date</b>	<b>Settle Date</b>	<b>Original Cost</b>	<b>YTM at Cost</b>	<b>Accrued Interest</b>	<b>Amortized Cost</b>	<b>Market Value</b>
<b>Certificate of Deposit</b>											
TORONTO DOMINION BANK NY CERT DEPOS DTD 12/16/2014 0.400% 01/04/2016	89112U3A7	25,000,000.00	A-1+	P-1	12/12/14	12/16/14	25,000,000.00	0.23	63,333.33	25,000,000.00	24,992,821.00
BANK OF NOVA SCOTIA HOUSTON CERT DEPOS DTD 12/29/2014 0.420% 01/04/2016	06417HYK6	25,000,000.00	A-1	P-1	12/29/14	12/29/14	25,000,000.00	0.22	62,708.33	25,000,000.00	24,997,170.50
WESTPAC BANKING CORP NY CERT DEPOS DTD 01/02/2015 0.460% 01/04/2016	96121TYQ5	25,000,000.00	A-1+	P-1	12/29/14	01/02/15	25,000,000.00	0.23	67,402.78	25,000,000.00	25,005,825.00
TORONTO DOMINION BANK NY CERT DEPOS DTD 01/09/2015 0.440% 01/15/2016	89112U6H9	25,000,000.00	A-1+	P-1	01/09/15	01/09/15	25,000,000.00	0.43	62,333.33	25,000,000.00	24,997,509.75
BMO HARRIS BANK NA CERT DEPOS DTD 01/23/2015 0.450% 02/01/2016	05574BDO0	25,000,000.00	A-1	P-1	01/22/15	01/23/15	25,000,000.00	0.46	59,375.00	25,000,000.00	24,995,285.75
BANK OF NOVA SCOTIA HOUSTON CERT DEPOS DTD 01/28/2015 0.410% 02/01/2016	06417HA30	25,000,000.00	A-1	P-1	01/27/15	01/28/15	25,000,000.00	0.21	52,673.61	25,000,000.00	24,940,655.50
BMO HARRIS BANK NA CERT DEPOS DTD 01/30/2015 0.450% 02/01/2016	05574BDS6	25,000,000.00	A-1	P-1	01/29/15	01/30/15	25,000,000.00	0.23	57,187.50	25,000,000.00	24,940,660.50
TORONTO DOMINION BANK NY CERT DEPOS DTD 02/03/2015 0.400% 02/01/2016	89113ECF1	25,000,000.00	A-1+	P-1	02/02/15	02/03/15	25,000,000.00	0.40	49,722.22	25,000,000.00	24,941,054.25
BANK OF NOVA SCOTIA HOUSTON CERT DEPOS DTD 06/10/2015 0.590% 06/09/2016	06417HY34	25,000,000.00	A-1	P-1	06/09/15	06/10/15	25,000,000.00	0.59	21,305.56	25,000,000.00	24,968,136.00
BANK OF NOVA SCOTIA NY FLOATING CD DTD 07/10/2015 0.399% 07/11/2016	06417H3P9	50,000,000.00	A-1	P-1	07/09/15	07/10/15	50,000,000.00	0.41	12,176.39	50,000,000.00	49,991,500.00
TORONTO DOMINION BANK NY FLOATING CD DTD 07/07/2015 0.498% 01/09/2017	89113ETU0	25,000,000.00	AA-	Aa1	07/07/15	07/07/15	25,000,000.00	0.51	8,652.78	25,000,000.00	25,032,250.00



**Managed Account Detail of Securities Held**

For the Month Ending **July 31, 2015**

**SAN BERNARDINO COUNTY - 76990800**

<b>Security Type/Description</b>	<b>Dated Date/Coupon/Maturity</b>	<b>CUSIP</b>	<b>Par</b>	<b>S&amp;P Rating</b>	<b>Moody's Rating</b>	<b>Trade Date</b>	<b>Settle Date</b>	<b>Original Cost</b>	<b>YTM at Cost</b>	<b>Accrued Interest</b>	<b>Amortized Cost</b>	<b>Market Value</b>
<b>Security Type Sub-Total</b>			<b>725,000,000.00</b>					<b>725,000,374.79</b>	<b>0.28</b>	<b>1,149,589.57</b>	<b>725,000,007.00</b>	<b>724,772,161.75</b>
<b>Bank Deposit Account</b>												
STONECASTLE FICA		FICAMF003	50,000,000.00	NR	NR	08/20/14	08/20/14	50,000,000.00	0.15	0.00	50,000,000.00	50,000,000.00
<b>Security Type Sub-Total</b>			<b>50,000,000.00</b>					<b>50,000,000.00</b>	<b>0.15</b>	<b>0.00</b>	<b>50,000,000.00</b>	<b>50,000,000.00</b>
<b>Managed Account Sub-Total</b>			<b>4,458,490,000.00</b>					<b>4,484,715,071.87</b>	<b>0.56</b>	<b>8,058,061.73</b>	<b>4,468,748,019.99</b>	<b>4,473,898,318.56</b>
<b>Securities Sub-Total</b>			<b>\$4,458,490,000.00</b>					<b>\$4,484,715,071.87</b>	<b>0.56%</b>	<b>\$8,058,061.73</b>	<b>\$4,468,748,019.99</b>	<b>\$4,473,898,318.56</b>
<b>Accrued Interest</b>											<b>\$8,058,061.73</b>	
<b>Total Investments</b>											<b>\$4,481,956,380.29</b>	



## Managed Account Fair Market Value & Analytics

For the Month Ending July 31, 2015

SAN BERNARDINO COUNTY - 76990800

Security Type/Description Dated Date/Coupon/Maturity	CUSIP	Par	Broker	Next Call Date	Market Price	Market Value	Unreal G/L On Cost	Unreal G/L Amort Cost	Effective Duration	Duration to Worst at Mkt	YTM
<b>U.S. Treasury Bond / Note</b>											
US TREASURY NOTES DTD 08/15/2012 0.250% 08/15/2015	912828TK6	50,000,000.00	GOLDMAN		100.00	50,000,000.00	240,234.37	3,127.00	0.04	0.04	0.25
US TREASURY NOTES DTD 10/15/2012 0.250% 10/15/2015	912828TT7	25,000,000.00	MORGANST		100.03	25,007,800.00	123,034.37	15,740.00	0.21	0.21	0.10
US TREASURY NOTES DTD 12/31/2010 2.125% 12/31/2015	912828PM6	25,000,000.00	TD SEC U		100.79	25,197,275.00	(746,084.38)	29,765.00	0.42	0.42	0.22
US TREASURY NOTES DTD 01/31/2011 2.000% 01/31/2016	912828PS3	25,000,000.00	CITIGRP		100.90	25,224,600.00	(1,024,423.44)	33,381.50	0.50	0.50	0.20
US TREASURY NOTES DTD 02/15/2013 0.375% 02/15/2016	912828UM0	25,000,000.00	DEUTSCHE		100.09	25,023,450.00	26,379.69	24,181.25	0.54	0.54	0.20
US TREASURY NOTES DTD 02/15/2013 0.375% 02/15/2016	912828UM0	50,000,000.00	BK AMER		100.09	50,046,900.00	95,728.12	59,409.50	0.54	0.54	0.20
US TREASURY NOTES DTD 03/31/2011 2.250% 03/31/2016	912828QA1	25,000,000.00	BMO_DIR		101.31	25,328,125.00	(614,257.81)	23,233.00	0.66	0.66	0.28
US TREASURY NOTES DTD 05/15/2013 0.250% 05/15/2016	912828VC1	25,000,000.00	MIZUHO		99.98	24,996,100.00	128,912.50	44,826.75	0.79	0.79	0.27
US TREASURY NOTES DTD 05/31/2011 1.750% 05/31/2016	912828QP8	25,000,000.00	DEUTSCHE		101.21	25,302,725.00	(375,009.38)	31,329.75	0.83	0.83	0.29
US TREASURY NOTES DTD 06/17/2013 0.500% 06/15/2016	912828VG2	25,000,000.00	BARCLAYS		100.18	25,044,925.00	71,292.19	55,306.25	0.87	0.87	0.29
US TREASURY NOTES DTD 08/01/2011 1.500% 07/31/2016	912828OX1	25,000,000.00	BARCLAYS		101.13	25,281,250.00	(606,445.31)	45,565.50	0.99	0.99	0.37
US TREASURY NOTES DTD 08/01/2011 1.500% 07/31/2016	912828QX1	25,000,000.00	DAIWA		101.13	25,281,250.00	(277,343.75)	65,489.25	0.99	0.99	0.37
US TREASURY NOTES DTD 10/31/2011 1.000% 10/31/2016	912828RM4	25,000,000.00	OTHER		100.70	25,175,775.00	(16,607.81)	69,530.50	1.24	1.24	0.44
US TREASURY NOTES DTD 10/31/2011 1.000% 10/31/2016	912828RM4	25,000,000.00	DEUTSCHE		100.70	25,175,775.00	(7,818.75)	73,768.75	1.24	1.24	0.44
US TREASURY NOTES DTD 11/15/2006 4.625% 11/15/2016	912828FY1	25,000,000.00	CITIGRP		105.34	26,335,950.00	(1,520,495.31)	66,875.25	1.26	1.26	0.47
US TREASURY NOTES DTD 11/30/2011 0.875% 11/30/2016	912828RU6	25,000,000.00	BK AMER		100.53	25,132,800.00	(24,426.56)	27,437.00	1.32	1.32	0.47
US TREASURY NOTES DTD 01/03/2012 0.875% 12/31/2016	912828RX0	50,000,000.00	BARCLAYS		100.55	50,273,450.00	58,606.25	210,540.50	1.41	1.41	0.49



## Managed Account Fair Market Value & Analytics

For the Month Ending July 31, 2015

### SAN BERNARDINO COUNTY - 76990800

Security Type/Description Dated Date/Coupon/Maturity	CUSIP	Par	Broker	Next Call Date	Market Price	Market Value	Unreal G/L On Cost	Unreal G/L Amort Cost	Effective Duration	Duration to Worst at Mkt	YTM
<b>U.S. Treasury Bond / Note</b>											
US TREASURY NOTES DTD 01/03/2012 0.875% 12/31/2016	912828RX0	50,000,000.00	JPMCHASE		100.55	50,273,450.00	70,325.00	213,932.50	1.41	1.41	0.49
US TREASURY NOTES DTD 01/15/2014 0.750% 01/15/2017	912828A91	25,000,000.00	CANTFITZ		100.34	25,083,975.00	58,584.37	66,367.00	1.45	1.45	0.52
US TREASURY NOTES DTD 01/31/2012 0.875% 01/31/2017	912828SC5	50,000,000.00	OPPENHIE		100.52	50,261,700.00	3,887.50	138,168.50	1.49	1.49	0.52
US TREASURY NOTES DTD 02/29/2012 0.875% 02/28/2017	912828SJ0	25,000,000.00	DEUTSCHE		100.53	25,132,800.00	143,542.19	138,622.50	1.57	1.57	0.54
US TREASURY NOTES DTD 03/31/2012 1.000% 03/31/2017	912828SM3	25,000,000.00	DAIWA		100.71	25,177,725.00	117,178.12	143,911.50	1.65	1.65	0.57
US TREASURY NOTES DTD 05/31/2012 0.625% 05/31/2017	912828SY7	15,000,000.00	BMO_DIR		99.96	14,994,135.00	127,142.81	74,052.75	1.82	1.82	0.65
US TREASURY NOTES DTD 07/02/2012 0.750% 06/30/2017	912828TB6	25,000,000.00	JPMCHASE		100.21	25,052,725.00	254,873.44	175,503.00	1.90	1.90	0.64
US TREASURY NOTES DTD 08/31/2012 0.625% 08/31/2017	912828TM2	25,000,000.00	JPMCHASE		99.82	24,955,075.00	279,293.75	165,834.50	2.06	2.06	0.71
<b>Security Type Sub-Total</b>		<b>740,000,000.00</b>				<b>744,759,735.00</b>	<b>(3,413,897.83)</b>	<b>1,995,899.00</b>	<b>1.06</b>	<b>1.06</b>	<b>0.39</b>
<b>Supra-National Agency Bond / Note</b>											
INTL BK RECON & DEV GLOBAL NT (CALLABLE) DTD 05/19/2015 0.770% 05/19/2017	45905USE5	25,000,000.00	CITIGRP	05/19/16	100.10	25,024,450.00	24,450.00	24,450.00	1.47	0.80	0.72
INTL BK RECON & DEV GLOBAL NT (CALLABLE) DTD 05/19/2015 0.770% 05/19/2017	45905USE5	25,000,000.00	TOR DOM	05/19/16	100.10	25,024,450.00	24,450.00	24,450.00	1.47	0.80	0.72
INTL BANK OF RECON AND DEV GLOBAL NOTES DTD 06/23/2015 1.000% 11/15/2017	459058EM1	25,000,000.00	JPMCHASE		100.11	25,026,325.00	28,575.00	28,488.50	2.26	2.26	0.95
INTL BANK OF RECON AND DEV GLOBAL NOTES DTD 04/30/2015 1.000% 06/15/2018	459058EJ8	50,000,000.00	BARCLAYS		99.96	49,981,300.00	66,800.00	59,980.50	2.82	2.82	1.01
<b>Security Type Sub-Total</b>		<b>125,000,000.00</b>				<b>125,056,525.00</b>	<b>144,275.00</b>	<b>137,369.00</b>	<b>2.17</b>	<b>1.90</b>	<b>0.88</b>



**Managed Account Fair Market Value & Analytics**

For the Month Ending **July 31, 2015**

**SAN BERNARDINO COUNTY - 76990800**

<b>Security Type/Description</b>	<b>Dated Date/Coupon/Maturity</b>	<b>CUSIP</b>	<b>Par</b>	<b>Broker</b>	<b>Next Call Date</b>	<b>Market Price</b>	<b>Market Value</b>	<b>Unreal G/L On Cost</b>	<b>Unreal G/L Amort Cost</b>	<b>Effective Duration</b>	<b>Duration to Worst at Mkt</b>	<b>YTM</b>
<b>Money Market Fund</b>												
FEDERATED GOVT OBLIGATIONS FUND		60934N104	11,000,000.00			1.00	11,000,000.00	0.00	0.00	0.00	0.00	0.01
FIDELITY GOV'T MM FUND 57		316175108	14,000,000.00			1.00	14,000,000.00	0.00	0.00	0.00	0.00	0.01
<b>Security Type Sub-Total</b>			<b>25,000,000.00</b>				<b>25,000,000.00</b>	<b>0.00</b>	<b>0.00</b>	<b>0.00</b>	<b>0.00</b>	<b>0.01</b>
<b>Joint Powers Authority</b>												
CALIFORNIA ASSET MANAGEMENT PROGRAM		CAMPMF025	50,000,000.00	DIRECT		1.00	50,000,000.00	0.00	0.00	0.00	0.00	0.10
<b>Security Type Sub-Total</b>			<b>50,000,000.00</b>				<b>50,000,000.00</b>	<b>0.00</b>	<b>0.00</b>	<b>0.00</b>	<b>0.00</b>	<b>0.10</b>
<b>Federal Agency Bond / Note</b>												
FHLMC NOTES (EX-CALLABLE) DTD 03/18/2013 0.420% 09/18/2015		3134G36F2	25,000,000.00	UBS AG		100.04	25,009,000.00	71,500.00	13,024.00	0.13	0.13	0.14
FHLMC NOTES (EX-CALLABLE) DTD 09/25/2012 0.500% 09/25/2015		3134G3L24	15,000,000.00	JPMCHASE		100.05	15,006,870.00	6,870.00	6,870.00	0.15	0.15	0.19
FHLMC NOTES (EX-CALLABLE) DTD 09/25/2012 0.500% 09/25/2015		3134G3L24	15,000,000.00	UBS AG		100.05	15,006,870.00	6,870.00	6,870.00	0.15	0.15	0.19
FHLMC NOTES (EX-CALLABLE) DTD 09/25/2012 0.500% 09/25/2015		3134G3L24	20,000,000.00	CSFB		100.05	20,009,160.00	9,160.00	9,160.00	0.15	0.15	0.19
FNMA NOTES (EX-CALLABLE) DTD 10/15/2010 1.875% 10/15/2015		31398A4K5	10,000,000.00	SUNTRUST		100.34	10,034,060.00	(253,240.00)	8,238.20	0.21	0.21	0.21
FNMA NOTES DTD 09/27/2010 1.625% 10/26/2015		31398A4M1	25,000,000.00	MERRILL		100.33	25,082,125.00	(639,625.00)	10,917.50	0.24	0.24	0.23
FFCB NOTES AGENCY DTD 02/05/2014 0.310% 11/05/2015		3133EDET5	50,000,000.00	JPMCHASE		100.02	50,008,300.00	18,300.00	9,797.50	0.26	0.26	0.24
FHLMC NOTES DTD 11/06/2012 0.450% 11/24/2015		3134G3W55	25,000,000.00	WELLSFAR		100.08	25,020,400.00	97,900.00	30,555.25	0.32	0.32	0.19
FHLB NOTES DTD 11/05/2010 1.375% 12/11/2015		313371NW2	25,000,000.00	MIZUHO		100.41	25,101,575.00	(523,425.00)	19,074.00	0.36	0.36	0.25
FHLB NOTES DTD 09/19/2014 0.300% 12/18/2015		3130A32K9	25,000,000.00	MORGANST		100.03	25,008,375.00	(6,957.50)	3,131.00	0.38	0.38	0.21
FANNIE MAE GLOBAL NOTES DTD 01/18/2011 2.250% 03/15/2016		3135G0AL7	50,000,000.00	CANTFITZ		101.21	50,604,450.00	(2,277,050.00)	159,870.50	0.62	0.62	0.30



## Managed Account Fair Market Value & Analytics

For the Month Ending July 31, 2015

### SAN BERNARDINO COUNTY - 76990800

Security Type/Description Dated Date/Coupon/Maturity	CUSIP	Par	Broker	Next Call Date	Market Price	Market Value	Unreal G/L On Cost	Unreal G/L Amort Cost	Effective Duration	Duration to Worst at Mkt	YTM
<b>Federal Agency Bond / Note</b>											
FANNIE MAE GLOBAL NOTES DTD 01/18/2011 2.250% 03/15/2016	3135G0AL7	50,000,000.00	CANTFITZ		101.21	50,604,450.00	(2,277,050.00)	159,870.50	0.62	0.62	0.30
FANNIE MAE GLOBAL NOTES DTD 02/15/2013 0.500% 03/30/2016	3135G0VA8	40,000,000.00	CITIGRP		100.10	40,039,680.00	85,280.00	49,434.80	0.66	0.66	0.35
FFCB NOTES DTD 11/25/2014 0.375% 05/25/2016	3133EECW8	25,000,000.00	RBC CAP		100.04	25,009,025.00	9,025.00	9,025.00	0.81	0.81	0.33
FFCB NOTES DTD 11/25/2014 0.375% 05/25/2016	3133EECW8	25,000,000.00	WELLSFAR		100.04	25,009,025.00	9,025.00	9,025.00	0.81	0.81	0.33
FHLMC NOTES DTD 04/08/2011 2.500% 05/27/2016	3137EACT4	50,000,000.00	MORGANST		101.74	50,872,450.00	(2,400,050.00)	72,997.50	0.81	0.81	0.37
FHLB NOTES DTD 07/22/2013 0.800% 07/22/2016	313383OU8	25,000,000.00	WELLSFAR		100.51	25,128,700.00	131,200.00	129,519.00	0.97	0.97	0.27
FHLB NOTES DTD 12/01/2014 0.430% 08/01/2016	3130A3M50	36,450,000.00	WELLSFAR		100.04	36,466,329.60	42,209.10	31,945.51	0.99	0.99	0.39
FHLB NOTES DTD 02/09/2015 0.450% 08/09/2016	3130A45N8	25,000,000.00	WELLSFAR		100.01	25,003,250.00	47,500.00	33,501.00	1.02	1.02	0.44
FNMA NOTES DTD 07/19/2013 0.625% 08/26/2016	3135G0YE7	50,000,000.00	BARCLAYS		100.18	50,090,000.00	250,500.00	145,740.50	1.06	1.06	0.46
FHLB NOTES DTD 08/26/2010 2.000% 09/09/2016	313370TW8	25,000,000.00	MORGANST		101.68	25,420,500.00	(236,500.00)	13,106.75	1.09	1.09	0.47
FNMA NOTES AGENCY (EX-CALLABLE) DTD 03/26/2013 0.625% 09/26/2016	3135G0VX8	25,000,000.00	DAIWA		100.08	25,018,950.00	448,950.00	182,972.75	1.15	1.14	0.56
FHLB NOTES DTD 08/07/2014 0.500% 09/28/2016	3130A2T97	15,000,000.00	MORGANST		100.01	15,001,425.00	35,175.00	19,736.85	1.15	1.15	0.49
FHLMC NOTES DTD 08/16/2013 0.875% 10/14/2016	3137EADS5	25,000,000.00	JPMCHASE		100.46	25,115,750.00	119,500.00	117,209.00	1.19	1.19	0.49
FFCB NOTES DTD 10/14/2014 0.600% 10/14/2016	3133EDX98	25,000,000.00	WELLSFAR		100.16	25,039,175.00	64,175.00	54,246.25	1.20	1.20	0.47
FHLMC NOTES DTD 08/16/2013 0.875% 10/14/2016	3137EADS5	25,000,000.00	WELLSFAR		100.46	25,115,750.00	4,250.00	49,261.25	1.19	1.19	0.49
FANNIE MAE NOTES DTD 10/20/2011 1.375% 11/15/2016	3135G0ES8	25,000,000.00	BARCLAYS		101.12	25,280,800.00	(426,450.00)	19,188.50	1.28	1.28	0.50
FANNIE MAE NOTES DTD 10/20/2011 1.375% 11/15/2016	3135G0ES8	25,000,000.00	BNP DIR		101.12	25,280,800.00	(282,700.00)	68,687.25	1.28	1.28	0.50



## Managed Account Fair Market Value & Analytics

For the Month Ending July 31, 2015

### SAN BERNARDINO COUNTY - 76990800

Security Type/Description Dated Date/Coupon/Maturity	CUSIP	Par	Broker	Next Call Date	Market Price	Market Value	Unreal G/L On Cost	Unreal G/L Amort Cost	Effective Duration	Duration to Worst at Mkt	YTM
<b>Federal Agency Bond / Note</b>											
FANNIE MAE NOTES DTD 10/20/2011 1.375% 11/15/2016	3135G0ES8	25,000,000.00	BNP DIR		101.12	25,280,800.00	(212,950.00)	67,808.50	1.28	1.28	0.50
FHLB NOTES DTD 11/15/2013 0.625% 12/28/2016	3130A0C65	20,000,000.00	JPMCHASE		100.09	20,018,440.00	75,640.00	44,429.20	1.40	1.40	0.56
FHLMC NOTES (CALLABLE) DTD 01/27/2015 0.700% 01/27/2017	3134G6AW3	50,000,000.00	DEUTSCHE	01/27/16	99.89	49,946,050.00	(53,950.00)	(53,950.00)	0.79	1.48	0.77
FANNIE MAE GLOBAL NOTES DTD 01/09/2012 1.250% 01/30/2017	3135G0GY3	50,000,000.00	WELLSFAR		100.91	50,454,500.00	(291,500.00)	(35,282.00)	1.49	1.49	0.64
FANNIE MAE GLOBAL NOTES DTD 01/09/2012 1.250% 01/30/2017	3135G0GY3	50,000,000.00	MIZUHO		100.91	50,454,500.00	(258,500.00)	(19,959.00)	1.49	1.49	0.64
FHLMC NOTES DTD 01/21/2014 0.875% 02/22/2017	3137EADT3	25,000,000.00	GOLDMAN		100.34	25,084,025.00	124,275.00	104,509.75	1.54	1.54	0.66
FFCB (FLOATING) NOTES DTD 02/27/2014 0.246% 02/27/2017	3133EDFW7	30,000,000.00	JPMCHASE		100.15	30,045,540.00	45,540.00	45,540.00	0.08	1.57	0.15
FHLB AGENCY DTD 03/06/2015 0.720% 03/06/2017	3130A4K27	50,000,000.00	WELLSFAR		100.10	50,050,050.00	45,550.00	46,324.00	1.58	1.58	0.66
FHLB NOTES DTD 02/06/2012 0.875% 03/10/2017	3133782N0	25,000,000.00	TOR DOM		100.26	25,063,975.00	88,750.50	82,044.50	1.59	1.59	0.71
FHLB NOTES (CALLABLE) DTD 03/17/2015 0.800% 03/17/2017	3130A4GT3	50,000,000.00	DEUTSCHE	03/17/16	100.18	50,087,900.00	132,900.00	124,578.00	1.44	0.62	0.69
FHLMC NOTES (CALLABLE) DTD 04/14/2015 0.800% 04/14/2017	3134G6PN7	50,000,000.00	TOR DOM	04/14/16	100.01	50,007,050.00	7,050.00	7,050.00	1.35	0.70	0.79
FFCB (FLOATING) NOTES DTD 04/17/2014 0.236% 04/17/2017	3133EDJX1	25,000,000.00	JPMCHASE		100.14	25,034,850.00	34,850.00	34,850.00	0.08	1.71	0.16
FANNIE MAE GLOBAL NOTES DTD 04/16/2007 5.000% 05/11/2017	31359M7X5	50,000,000.00	MORGANST		107.57	53,783,950.00	(676,550.00)	42,690.50	1.70	1.70	0.71
FHLMC NOTES (CALLABLE) DTD 05/18/2015 0.800% 05/18/2017	3134G6G31	16,000,000.00	TOR DOM	05/18/16	99.94	15,990,512.00	(9,488.00)	(9,488.00)	1.34	1.78	0.83
FHLMC NOTES (CALLABLE) DTD 05/18/2015 0.800% 05/18/2017	3134G6G31	17,000,000.00	CITIGRP	05/18/16	99.94	16,989,919.00	(10,081.00)	(10,081.00)	1.34	1.78	0.83
FHLMC NOTES (CALLABLE) DTD 05/18/2015 0.800% 05/18/2017	3134G6G31	17,000,000.00	DEUTSCHE	05/18/16	99.94	16,989,919.00	(10,081.00)	(10,081.00)	1.34	1.78	0.83
FHLMC NOTES DTD 12/30/2014 0.990% 06/30/2017	3134G5VY8	50,000,000.00	DIRECT		100.44	50,222,250.00	222,250.00	222,250.00	1.89	1.89	0.76





**Managed Account Fair Market Value & Analytics**

For the Month Ending **July 31, 2015**

**SAN BERNARDINO COUNTY - 76990800**

<b>Security Type/Description</b>	<b>Dated Date/Coupon/Maturity</b>	<b>CUSIP</b>	<b>Par</b>	<b>Broker</b>	<b>Next Call Date</b>	<b>Market Price</b>	<b>Market Value</b>	<b>Unreal G/L On Cost</b>	<b>Unreal G/L Amort Cost</b>	<b>Effective Duration</b>	<b>Duration to Worst at Mkt</b>	<b>YTM</b>
<b>Federal Agency Bond / Note</b>												
FHLMC NOTES		3137EADV8	25,000,000.00	TOR DOM		99.92	24,980,625.00	125.00	(1,457.25)	1.93	1.93	0.79
DTD 05/29/2015 0.750% 07/14/2017												
FHLMC NOTES (CALLABLE)		3134G7BM2	25,000,000.00	DEUTSCHE	06/23/16	100.15	25,036,775.00	36,775.00	36,775.00	1.61	0.89	0.88
DTD 06/23/2015 0.950% 08/23/2017												
FHLB NOTES (CALLABLE)		3130A5LX5	25,000,000.00	SUNTRUST	06/24/16	100.06	25,015,175.00	15,175.00	15,175.00	1.63	0.89	0.92
DTD 06/25/2015 0.950% 08/24/2017												
FHLB NOTES		3130A62S5	17,000,000.00	BARCLAYS		99.90	16,982,796.00	20,876.00	20,529.54	2.05	2.05	0.80
DTD 07/24/2015 0.750% 08/28/2017												
FHLB NOTES		3130A5HT9	23,250,000.00	WELLSFAR		99.94	23,236,887.00	25,714.50	22,966.58	2.05	2.05	0.78
DTD 06/02/2015 0.750% 08/28/2017												
FANNIE MAE GLOBAL NOTES		3135G0MZ3	50,000,000.00	MORGANST		100.19	50,097,400.00	51,400.00	77,821.00	2.05	2.05	0.78
DTD 07/20/2012 0.875% 08/28/2017												
FFCB NOTES		3133EEQX1	19,589,000.00	WELLSFAR		100.35	19,657,091.36	(24,956.39)	(15,165.81)	2.12	2.12	0.84
DTD 02/25/2015 1.000% 09/25/2017												
FFCB NOTES		3133EEOX1	25,000,000.00	BNP DIR		100.35	25,086,900.00	76,188.75	77,905.00	2.12	2.12	0.84
DTD 02/25/2015 1.000% 09/25/2017												
FNMA NOTES		3135G0ZL0	10,000,000.00	MORGANST		100.50	10,050,240.00	85,940.00	75,293.10	2.12	2.12	0.76
DTD 08/25/2014 1.000% 09/27/2017												
FREDDIE MAC GLOBAL NOTES (EX-CALLABLE)		3134G3M31	10,000,000.00	WELLSFAR		100.31	10,030,970.00	(15,430.00)	(10,559.00)	2.12	2.12	0.85
DTD 09/27/2012 1.000% 09/27/2017												
FHLB NOTES		3130A2XL5	15,000,000.00	WELLSFAR		100.34	15,050,700.00	75,750.00	68,461.20	2.12	2.12	0.94
DTD 09/03/2014 1.100% 09/29/2017												
FHLB NOTES		3130A2XL5	25,000,000.00	GILFORD		100.34	25,084,500.00	122,500.00	111,445.25	2.12	2.12	0.94
DTD 09/03/2014 1.100% 09/29/2017												
FANNIE MAE GLOBAL NOTES		3135G0PO0	25,000,000.00	CITIGRP		100.12	25,030,200.00	(14,375.00)	(9,841.25)	2.21	2.21	0.82
DTD 09/24/2012 0.875% 10/26/2017												
FHLB NOTES (CALLABLE) BONDS		3133813R4	25,000,000.00	DEUTSCHE	08/09/15	99.78	24,943,975.00	(41,025.00)	(48,987.75)	1.31	2.24	1.10
DTD 11/09/2012 1.000% 11/09/2017												
FNMA NOTES (CALLABLE)		3135G0RO8	25,000,000.00	GOLDMAN	08/15/15	99.86	24,965,425.00	(67,075.00)	(34,575.00)	1.27	2.25	1.06
DTD 11/15/2012 1.000% 11/15/2017												
FFCB NOTES		3133EEFE5	25,000,000.00	WELLSFAR		100.71	25,177,625.00	201,700.00	196,795.00	2.34	2.34	0.82
DTD 12/18/2014 1.125% 12/18/2017												



## Managed Account Fair Market Value & Analytics

For the Month Ending July 31, 2015

### SAN BERNARDINO COUNTY - 76990800

Security Type/Description Dated Date/Coupon/Maturity	CUSIP	Par	Broker	Next Call Date	Market Price	Market Value	Unreal G/L On Cost	Unreal G/L Amort Cost	Effective Duration	Duration to Worst at Mkt	YTM
<b>Federal Agency Bond / Note</b>											
FFCB NOTES DTD 12/18/2014 1.125% 12/18/2017	3133EEFE5	25,000,000.00	MERRILL		100.71	25,177,625.00	201,625.00	196,735.25	2.34	2.34	0.82
FNMA NOTES (CALLABLE) DTD 12/26/2012 1.000% 12/26/2017	3135G0SJ3	22,155,000.00	MORGANST	09/26/15	100.06	22,167,849.90	8,418.90	12,849.90	1.67	0.16	0.98
FHLMC NOTES DTD 11/21/2012 0.750% 01/12/2018	3137EADN6	25,000,000.00	MORGANST		99.64	24,910,525.00	253,775.00	82,303.50	2.42	2.42	0.90
FHLMC NOTES DTD 11/21/2012 0.750% 01/12/2018	3137EADN6	25,000,000.00	BK AMER		99.64	24,910,525.00	240,275.00	75,704.50	2.42	2.42	0.90
FHLB NOTES DTD 02/27/2015 1.125% 04/25/2018	3130A4GJ5	30,000,000.00	MORGANST		100.36	30,108,240.00	122,040.00	120,290.40	2.68	2.68	0.99
FHLB NOTES DTD 05/04/2015 1.000% 05/04/2018	3130A57K9	25,000,000.00	WELLSFAR		99.91	24,976,800.00	(29,700.00)	(29,182.75)	2.71	2.71	1.03
FFCB NOTES DTD 05/11/2015 1.030% 05/11/2018	3133EEJ50	25,000,000.00	DAIWA		99.96	24,990,075.00	9,575.00	8,149.50	2.73	2.73	1.04
FFCB NOTES DTD 05/11/2015 1.030% 05/11/2018	3133EEJ50	25,000,000.00	JPMCHASE		99.96	24,990,075.00	35,500.00	32,180.75	2.73	2.73	1.04

<b>Security Type Sub-Total</b>		<b>1,973,444,000.00</b>				<b>1,983,550,473.86</b>	<b>(7,221,161.14)</b>	<b>3,207,820.47</b>	<b>1.32</b>	<b>1.34</b>	<b>0.60</b>
--------------------------------	--	-------------------------	--	--	--	-------------------------	-----------------------	---------------------	-------------	-------------	-------------

<b>Corporate Note</b>											
WAL MART STORES INC. CORP NOTES DTD 10/25/2010 1.500% 10/25/2015	931142CX9	4,055,000.00	JPMCHASE		100.25	4,065,259.15	(61,595.45)	(206.72)	0.24	0.24	0.41
GENERAL ELECTRIC CO CORPORATE NOTES DTD 12/12/2012 1.000% 12/11/2015	36962G6M1	25,000,000.00	WELLSFAR		100.22	25,054,325.00	(72,925.00)	2,577.50	0.36	0.36	0.39
GENERAL ELEC CAP CORP (FLOATING) DTD 01/08/2013 0.884% 01/08/2016	36962G6Q2	25,000,000.00	JPMCHASE		100.25	25,062,000.00	(138,250.00)	12,969.25	0.25	0.44	0.33
GENERAL ELEC CAP CORP (FLOAT) DTD 01/14/2014 0.516% 01/14/2016	36962G7E8	20,450,000.00	JPMCHASE		100.06	20,462,085.95	(12,249.55)	3,129.26	0.25	0.46	0.39
GENERAL ELEC CAP CORP (FLOAT) DTD 02/08/2012 1.076% 02/08/2016	36962G5T7	5,035,000.00	VINING		100.37	5,053,402.93	(40,204.47)	1,754.85	0.25	0.52	0.37
WELLS FARGO COMPANY CORPORATE STEP NOTE DTD 09/15/2010 3.676% 06/15/2016	949746QU8	18,195,000.00	WELLSFAR		102.48	18,646,745.46	(169,977.69)	(27,157.86)	0.85	0.85	0.81



## Managed Account Fair Market Value & Analytics

For the Month Ending July 31, 2015

### SAN BERNARDINO COUNTY - 76990800

Security Type/Description Dated Date/Coupon/Maturity	CUSIP	Par	Broker	Next Call Date	Market Price	Market Value	Unreal G/L On Cost	Unreal G/L Amort Cost	Effective Duration	Duration to Worst at Mkt	YTM
<b>Corporate Note</b>											
WELLS FARGO & COMPANY DTD 07/29/2013 1.250% 07/20/2016	94974BFL9	15,311,000.00	WELLSFAR		100.45	15,379,700.46	(10,151.19)	(3,565.93)	0.96	0.96	0.78
WELLS FARGO & COMPANY GLOBAL NOTES DTD 12/12/2011 2.625% 12/15/2016	94974BEZ9	10,500,000.00	TOR DOM		102.20	10,730,580.00	(74,445.00)	(25,969.65)	1.35	1.35	1.01
WAL-MART STORES INC CORP NOTES DTD 04/22/2014 1.000% 04/21/2017	931142DNO	1,500,000.00	CITIGRP		100.19	1,502,799.00	3,024.00	2,929.15	1.70	1.70	0.89
<b>Security Type Sub-Total</b>		<b>125,046,000.00</b>				<b>125,956,897.95</b>	<b>(576,774.35)</b>	<b>(33,540.15)</b>	<b>0.56</b>	<b>0.64</b>	<b>0.55</b>
<b>Commercial Paper</b>											
BANK OF TOKYO MITSUBISHI COMM PAPER -- 0.000% 08/03/2015	06538CV32	25,000,000.00	MITSU		100.00	24,999,675.00	8,570.83	(33.25)	0.01	0.01	0.16
BANK OF TOKYO MITSUBISHI COMM PAPER -- 0.000% 08/03/2015	06538CV32	50,000,000.00	MITSU		100.00	49,999,350.00	17,433.33	(66.50)	0.01	0.01	0.16
US BANK NA INT BEAR COMM PAPER DTD 07/31/2015 0.100% 08/03/2015	90349Q3X9	120,000,000.00	US BANK		100.00	120,000,000.00	0.00	0.00	0.01	0.01	0.10
TOYOTA MOTOR CREDIT CORP COMM PAPER -- 0.000% 09/01/2015	89233HW18	25,000,000.00	TOYOTA		99.99	24,997,575.00	52,991.67	4,033.25	0.09	0.09	0.11
TOYOTA MOTOR CREDIT CORP COMM PAPER -- 0.000% 09/01/2015	89233HW18	25,000,000.00	TOYOTA		99.99	24,997,575.00	52,241.67	4,464.00	0.09	0.09	0.11
BNP PARIBAS NY BRANCH COMM PAPER -- 0.000% 09/01/2015	09659CW12	50,000,000.00	BNP DIR		99.99	49,992,750.00	21,083.33	3,083.50	0.09	0.09	0.16
BANK OF TOKYO MITSUBISHI LTD COMM PAPER -- 0.000% 10/01/2015	06538CX14	50,000,000.00	BTM_DIR		99.96	49,982,350.00	16,475.00	5,225.00	0.17	0.17	0.21
BANK OF TOKYO MITSUBISHI LTD COMM PAPER -- 0.000% 10/01/2015	06538CX14	50,000,000.00	BTM_DIR		99.96	49,982,350.00	13,766.67	4,378.00	0.17	0.17	0.21
JP MORGAN SECURITIES LLC COMM PAPER -- 0.000% 10/07/2015	46640OX71	50,000,000.00	JPMCHASE		99.96	49,980,050.00	55,883.33	7,966.50	0.19	0.19	0.21



**Managed Account Fair Market Value & Analytics**

For the Month Ending **July 31, 2015**

**SAN BERNARDINO COUNTY - 76990800**

Security Type/Description Dated Date/Coupon/Maturity	CUSIP	Par	Broker	Next Call Date	Market Price	Market Value	Unreal G/L On Cost	Unreal G/L Amort Cost	Effective Duration	Duration to Worst at Mkt	YTM
<b>Commercial Paper</b>											
JP MORGAN SECURITIES LLC COMM PAPER -- 0.000% 10/14/2015	46640XE6	50,000,000.00	JPMCHASE		99.95	49,977,100.00	55,433.33	7,933.50	0.21	0.21	0.22
JP MORGAN SECURITIES LLC COMM PAPER -- 0.000% 11/02/2015	46640QY21	50,000,000.00	JPMCHASE		99.94	49,967,750.00	69,347.22	12,958.50	0.26	0.26	0.25
JP MORGAN SECURITIES LLC COMM PAPER -- 0.000% 11/12/2015	46640QYC9	50,000,000.00	JPMCHASE		99.92	49,962,000.00	65,541.67	12,069.50	0.28	0.28	0.26
GENERAL ELEC CAP CORP COMM PAPER -- 0.000% 11/16/2015	36959JYG2	50,000,000.00	GECC		99.93	49,964,000.00	50,250.00	8,583.50	0.30	0.30	0.24
<b>Security Type Sub-Total</b>		<b>645,000,000.00</b>				<b>644,802,525.00</b>	<b>479,018.05</b>	<b>70,595.50</b>	<b>0.14</b>	<b>0.14</b>	<b>0.18</b>

<b>Certificate of Deposit</b>											
BANK OF NOVA SCOTIA HOUSTON CERT DEPOS DTD 07/31/2014 0.300% 08/03/2015	06417HOY5	25,000,000.00	BNS		100.00	25,000,527.50	527.50	527.50	0.01	0.01	0.17
NORDEA BANK FINLAND NY CERT DEPOS DTD 04/17/2015 0.190% 08/03/2015	65558LDJ8	25,000,000.00	CITIGRP		100.00	25,000,072.50	(302.29)	65.50	0.01	0.01	0.17
SVENSKA HANDELSBANKEN CERT DEPOS DTD 04/28/2015 0.195% 08/03/2015	86958DTM4	25,000,000.00	SVENSKA		100.00	25,000,092.50	92.50	92.50	0.01	0.01	0.17
NORDEA BANK FINLAND NY CERT DEPOS DTD 05/07/2015 0.185% 08/03/2015	65558LEC2	25,000,000.00	WELLSFAR		100.00	25,000,052.50	52.50	52.50	0.01	0.01	0.17
SUMITOMO MITSUI BANK NY CERT DEPOS DTD 07/17/2015 0.150% 08/03/2015	86563RG28	25,000,000.00	SUMITOMO		100.00	24,999,907.00	(93.00)	(93.00)	0.01	0.01	0.17
SUMITOMO MITSUI BANK NY CERT DEPOS DTD 07/09/2015 0.180% 08/05/2015	86563RC30	50,000,000.00	SUMITOMO		100.00	50,000,080.00	80.00	80.00	0.01	0.01	0.17
SUMITOMO MITSUI BANK NY CERT DEPOS DTD 07/15/2015 0.180% 08/19/2015	86563RF45	25,000,000.00	DIRECT		100.00	24,999,767.75	(232.25)	(232.25)	0.05	0.05	0.19
TORONTO DOMINION BANK NY CERT DEPOS DTD 09/30/2014 0.350% 10/01/2015	89112UYE5	25,000,000.00	TOR DOM		100.03	25,006,392.50	6,392.50	6,392.50	0.17	0.17	0.27
WESTPAC BANKING CORP NY CERT DEPOS DTD 10/17/2014 0.310% 11/02/2015	96121TXW3	25,000,000.00	WELLSFAR		99.99	24,996,628.50	(3,371.50)	(3,371.50)	0.26	0.26	0.33



**Managed Account Fair Market Value & Analytics**

For the Month Ending **July 31, 2015**

**SAN BERNARDINO COUNTY - 76990800**

<b>Security Type/Description</b>	<b>Dated Date/Coupon/Maturity</b>	<b>CUSIP</b>	<b>Par</b>	<b>Broker</b>	<b>Next Call Date</b>	<b>Market Price</b>	<b>Market Value</b>	<b>Unreal G/L On Cost</b>	<b>Unreal G/L Amort Cost</b>	<b>Effective Duration</b>	<b>Duration to Worst at Mkt</b>	<b>YTM</b>
<b>Certificate of Deposit</b>												
TORONTO DOMINION BANK NY CERT DEPOS	DTD 10/29/2014 0.320% 11/02/2015	89112UG47	25,000,000.00	TOR DOM		99.99	24,997,934.25	(2,065.75)	(2,065.75)	0.26	0.26	0.33
WESTPAC BANKING CORP NY CERT DEPOS	DTD 11/10/2014 0.330% 11/02/2015	96121TYE2	25,000,000.00	ICAP		100.00	24,999,240.50	(759.50)	(759.50)	0.26	0.26	0.33
WESTPAC BANKING CORP NY CERT DEPOS	DTD 11/17/2014 0.340% 11/17/2015	96121TYF9	25,000,000.00	ICAP		99.99	24,997,135.75	(2,864.25)	(2,864.25)	0.30	0.30	0.36
ROYAL BANK OF CANADA NY CERT DEPOS	DTD 05/20/2015 0.300% 11/20/2015	78009NUQ7	25,000,000.00	RBC CAP		99.96	24,990,336.25	(9,663.75)	(9,663.75)	0.31	0.31	0.36
TORONTO DOMINION BANK NY CERT DEPOS	DTD 11/26/2014 0.320% 11/30/2015	89112US44	25,000,000.00	TOR DOM		99.96	24,990,057.00	(9,943.00)	(9,943.00)	0.33	0.33	0.38
WESTPAC BANKING CORP NY CERT DEPOS	DTD 12/04/2014 0.370% 12/04/2015	96121TYG7	25,000,000.00	ICAP		99.99	24,997,348.00	(2,652.00)	(2,652.00)	0.34	0.34	0.38
BANK OF NOVA SCOTIA HOUSTON CERT DEPOS	DTD 12/10/2014 0.360% 12/10/2015	06417HXP6	25,000,000.00	BNS		99.97	24,993,721.00	(6,279.00)	(6,279.00)	0.36	0.36	0.39
TORONTO DOMINION BANK NY CERT DEPOS	DTD 12/16/2014 0.400% 01/04/2016	89112U3A7	25,000,000.00	ICAP		99.97	24,992,821.00	(7,179.00)	(7,179.00)	0.43	0.43	0.43
BANK OF NOVA SCOTIA HOUSTON CERT DEPOS	DTD 12/29/2014 0.420% 01/04/2016	06417HYK6	25,000,000.00	BNS		99.99	24,997,170.50	(2,829.50)	(2,829.50)	0.43	0.43	0.43
WESTPAC BANKING CORP NY CERT DEPOS	DTD 01/02/2015 0.460% 01/04/2016	96121TYO5	25,000,000.00	UBS AG		100.02	25,005,825.00	5,825.00	5,825.00	0.43	0.43	0.43
TORONTO DOMINION BANK NY CERT DEPOS	DTD 01/09/2015 0.440% 01/15/2016	89112U6H9	25,000,000.00	TOR DOM		99.99	24,997,509.75	(2,490.25)	(2,490.25)	0.46	0.46	0.45
BMO HARRIS BANK NA CERT DEPOS	DTD 01/23/2015 0.450% 02/01/2016	05574BDO0	25,000,000.00	BMOHAR		99.98	24,995,285.75	(4,714.25)	(4,714.25)	0.51	0.51	0.47
BANK OF NOVA SCOTIA HOUSTON CERT DEPOS	DTD 01/28/2015 0.410% 02/01/2016	06417HA30	25,000,000.00	MORGANST		99.76	24,940,655.50	(59,344.50)	(59,344.50)	0.51	0.51	0.47



**Managed Account Fair Market Value & Analytics**

For the Month Ending **July 31, 2015**

**SAN BERNARDINO COUNTY - 76990800**

<b>Security Type/Description Dated Date/Coupon/Maturity</b>	<b>CUSIP</b>	<b>Par</b>	<b>Broker</b>	<b>Next Call Date</b>	<b>Market Price</b>	<b>Market Value</b>	<b>Unreal G/L On Cost</b>	<b>Unreal G/L Amort Cost</b>	<b>Effective Duration</b>	<b>Duration to Worst at Mkt</b>	<b>YTM</b>
<b>Certificate of Deposit</b>											
BMO HARRIS BANK NA CERT DEPOS DTD 01/30/2015 0.450% 02/01/2016	05574BDS6	25,000,000.00	HSBC		99.76	24,940,660.50	(59,339.50)	(59,339.50)	0.51	0.51	0.47
TORONTO DOMINION BANK NY CERT DEPOS DTD 02/03/2015 0.400% 02/01/2016	89113ECF1	25,000,000.00	TOR DOM		99.76	24,941,054.25	(58,945.75)	(58,945.75)	0.51	0.51	0.47
BANK OF NOVA SCOTIA HOUSTON CERT DEPOS DTD 06/10/2015 0.590% 06/09/2016	06417HY34	25,000,000.00	MORGANST		99.87	24,968,136.00	(31,864.00)	(31,864.00)	0.86	0.86	0.64
BANK OF NOVA SCOTIA NY FLOATING CD DTD 07/10/2015 0.399% 07/11/2016	06417H3P9	50,000,000.00	MORGANST		99.98	49,991,500.00	(8,500.00)	(8,500.00)	0.08	0.95	0.42
TORONTO DOMINION BANK NY FLOATING CD DTD 07/07/2015 0.498% 01/09/2017	89113ETU0	25,000,000.00	DIRECT		100.13	25,032,250.00	32,250.00	32,250.00	0.08	1.44	0.42
<b>Security Type Sub-Total</b>		<b>725,000,000.00</b>				<b>724,772,161.75</b>	<b>(228,213.04)</b>	<b>(227,845.25)</b>	<b>0.26</b>	<b>0.37</b>	<b>0.35</b>
<b>Bank Deposit Account</b>											
STONECASTLE FICA	FICAMF003	50,000,000.00	OTHER		1.00	50,000,000.00	0.00	0.00	0.00	0.00	0.15
<b>Security Type Sub-Total</b>		<b>50,000,000.00</b>				<b>50,000,000.00</b>	<b>0.00</b>	<b>0.00</b>	<b>0.00</b>	<b>0.00</b>	<b>0.15</b>
<b>Managed Account Sub-Total</b>		<b>4,458,490,000.00</b>				<b>4,473,898,318.56</b>	<b>(10,816,753.31)</b>	<b>5,150,298.57</b>	<b>0.90</b>	<b>0.92</b>	<b>0.46</b>
<b>Securities Sub-Total</b>		<b>\$4,458,490,000.00</b>				<b>\$4,473,898,318.56</b>	<b>(\$10,816,753.31)</b>	<b>\$5,150,298.57</b>	<b>0.90</b>	<b>0.92</b>	<b>0.46%</b>
<b>Accrued Interest</b>						<b>\$8,058,061.73</b>					
<b>Total Investments</b>						<b>\$4,481,956,380.29</b>					



**Managed Account Security Transactions & Interest**

For the Month Ending **July 31, 2015**

**SAN BERNARDINO COUNTY - 76990800**

Transaction Type		Security Description	CUSIP	Par	Principal Proceeds	Accrued Interest	Total	Realized G/L Cost	Realized G/L Amort Cost	Sale Method
Trade	Settle									
<b>BUY</b>										
07/01/15	07/01/15	CREDIT AGRICOLE CIB NY COMM PAPER -- 0.000% 07/02/2015	22533UU27	143,000,000.00	(142,999,483.61)	0.00	(142,999,483.61)			
07/01/15	07/01/15	US BANK NA INT BEAR COMM PAPER DTD 07/01/2015 0.100% 07/02/2015	90349QX32	150,000,000.00	(150,000,000.00)	0.00	(150,000,000.00)			
07/02/15	07/02/15	US BANK NA INT BEAR COMM PAPER DTD 07/02/2015 0.100% 07/06/2015	90349QX65	150,000,000.00	(150,000,000.00)	0.00	(150,000,000.00)			
07/02/15	07/02/15	BANK OF TOKYO MITSUBISHI LTD COMM PAPER -- 0.000% 10/01/2015	06538CX14	50,000,000.00	(49,965,875.00)	0.00	(49,965,875.00)			
07/02/15	07/02/15	NATIXIS US BRANCH COMM PAPER -- 0.000% 07/06/2015	63873KU62	120,000,000.00	(119,998,266.67)	0.00	(119,998,266.67)			
07/06/15	07/06/15	BANK OF TOKYO MITSUBISHI LTD COMM PAPER -- 0.000% 10/01/2015	06538CX14	50,000,000.00	(49,968,583.33)	0.00	(49,968,583.33)			
07/06/15	07/06/15	CREDIT AGRICOLE CIB NY COMM PAPER -- 0.000% 07/07/2015	22533UU76	120,000,000.00	(119,999,566.67)	0.00	(119,999,566.67)			
07/06/15	07/06/15	US BANK NA INT BEAR COMM PAPER DTD 07/06/2015 0.100% 07/07/2015	90349QX99	150,000,000.00	(150,000,000.00)	0.00	(150,000,000.00)			
07/07/15	07/07/15	CREDIT AGRICOLE CIB NY COMM PAPER -- 0.000% 07/08/2015	22533UU84	95,000,000.00	(94,999,656.94)	0.00	(94,999,656.94)			
07/07/15	07/07/15	US BANK NA INT BEAR COMM PAPER DTD 07/07/2015 0.100% 07/08/2015	90349QY49	150,000,000.00	(150,000,000.00)	0.00	(150,000,000.00)			
07/07/15	07/07/15	TORONTO DOMINION BANK NY FLOATING CD DTD 07/07/2015 0.498% 01/09/2017	89113ETU0	25,000,000.00	(25,000,000.00)	0.00	(25,000,000.00)			
07/08/15	07/08/15	US BANK NA INT BEAR COMM PAPER DTD 07/08/2015 0.100% 07/09/2015	90349QY80	156,000,000.00	(156,000,000.00)	0.00	(156,000,000.00)			
07/09/15	07/09/15	US BANK NA INT BEAR COMM PAPER DTD 07/09/2015 0.100% 07/10/2015	90349QZ63	131,000,000.00	(131,000,000.00)	0.00	(131,000,000.00)			



## Managed Account Security Transactions & Interest

For the Month Ending July 31, 2015

SAN BERNARDINO COUNTY - 76990800

Transaction Type		Security Description	CUSIP	Par	Principal Proceeds	Accrued Interest	Total	Realized G/L Cost	Realized G/L Amort Cost	Sale Method
Trade	Settle									
<b>BUY</b>										
07/09/15	07/09/15	SUMITOMO MITSUI BANK NY CERT DEPOS DTD 07/09/2015 0.180% 08/05/2015	86563RC30	50,000,000.00	(50,000,000.00)	0.00	(50,000,000.00)			
07/09/15	07/10/15	BANK OF NOVA SCOTIA NY FLOATING CD DTD 07/10/2015 0.399% 07/11/2016	06417H3P9	50,000,000.00	(50,000,000.00)	0.00	(50,000,000.00)			
07/10/15	07/10/15	US BANK NA INT BEAR COMM PAPER DTD 07/10/2015 0.100% 07/13/2015	90349QZ97	96,000,000.00	(96,000,000.00)	0.00	(96,000,000.00)			
07/13/15	07/13/15	US BANK NA INT BEAR COMM PAPER DTD 07/13/2015 0.100% 07/14/2015	90349Q2B8	71,000,000.00	(71,000,000.00)	0.00	(71,000,000.00)			
07/14/15	07/14/15	US BANK NA INT BEAR COMM PAPER DTD 07/14/2015 0.100% 07/15/2015	90349Q2D4	70,000,000.00	(70,000,000.00)	0.00	(70,000,000.00)			
07/15/15	07/15/15	US BANK NA INT BEAR COMM PAPER DTD 07/15/2015 0.100% 07/16/2015	90349Q2F9	100,000,000.00	(100,000,000.00)	0.00	(100,000,000.00)			
07/15/15	07/15/15	SUMITOMO MITSUI BANK NY CERT DEPOS DTD 07/15/2015 0.180% 08/19/2015	86563RF45	25,000,000.00	(25,000,000.00)	0.00	(25,000,000.00)			
07/16/15	07/16/15	US BANK NA INT BEAR COMM PAPER DTD 07/16/2015 0.100% 07/17/2015	90349Q2H5	92,000,000.00	(92,000,000.00)	0.00	(92,000,000.00)			
07/16/15	07/17/15	SUMITOMO MITSUI BANK NY CERT DEPOS DTD 07/17/2015 0.150% 08/03/2015	86563RG28	25,000,000.00	(25,000,000.00)	0.00	(25,000,000.00)			
07/17/15	07/17/15	US BANK NA INT BEAR COMM PAPER DTD 07/17/2015 0.100% 07/20/2015	90349Q2M4	84,000,000.00	(84,000,000.00)	0.00	(84,000,000.00)			
07/20/15	07/20/15	US BANK NA INT BEAR COMM PAPER DTD 07/20/2015 0.100% 07/21/2015	90349Q2R3	109,000,000.00	(109,000,000.00)	0.00	(109,000,000.00)			
07/21/15	07/21/15	US BANK NA INT BEAR COMM PAPER DTD 07/21/2015 0.100% 07/22/2015	90349Q2T9	105,000,000.00	(105,000,000.00)	0.00	(105,000,000.00)			
07/22/15	07/22/15	US BANK NA INT BEAR COMM PAPER DTD 07/22/2015 0.100% 07/23/2015	90349Q2X0	60,000,000.00	(60,000,000.00)	0.00	(60,000,000.00)			
07/23/15	07/23/15	US BANK NA INT BEAR COMM PAPER DTD 07/23/2015 0.100% 07/24/2015	90349Q3B7	45,000,000.00	(45,000,000.00)	0.00	(45,000,000.00)			
07/23/15	07/24/15	FHLB NOTES DTD 07/24/2015 0.750% 08/28/2017	3130A62S5	17,000,000.00	(16,961,920.00)	0.00	(16,961,920.00)			





## Managed Account Security Transactions & Interest

For the Month Ending July 31, 2015

SAN BERNARDINO COUNTY - 76990800

Transaction Type		Security Description	CUSIP	Par	Principal Proceeds	Accrued Interest	Total	Realized G/L Cost	Realized G/L Amort Cost	Sale Method
Trade	Settle									
<b>BUY</b>										
07/24/15	07/24/15	US BANK NA INT BEAR COMM PAPER DTD 07/24/2015 0.100% 07/27/2015	90349Q3E1	38,000,000.00	(38,000,000.00)	0.00	(38,000,000.00)			
07/27/15	07/27/15	US BANK NA INT BEAR COMM PAPER DTD 07/27/2015 0.100% 07/28/2015	90349Q3H4	50,000,000.00	(50,000,000.00)	0.00	(50,000,000.00)			
07/28/15	07/28/15	US BANK NA INT BEAR COMM PAPER DTD 07/28/2015 0.100% 07/29/2015	90349Q3J0	47,000,000.00	(47,000,000.00)	0.00	(47,000,000.00)			
07/29/15	07/29/15	US BANK NA INT BEAR COMM PAPER DTD 07/29/2015 0.100% 07/30/2015	90349Q3M3	175,000,000.00	(175,000,000.00)	0.00	(175,000,000.00)			
07/30/15	07/30/15	US BANK NA INT BEAR COMM PAPER DTD 07/30/2015 0.100% 07/31/2015	90349Q3S0	184,000,000.00	(184,000,000.00)	0.00	(184,000,000.00)			
07/31/15	07/31/15	US BANK NA INT BEAR COMM PAPER DTD 07/31/2015 0.100% 08/03/2015	90349Q3X9	120,000,000.00	(120,000,000.00)	0.00	(120,000,000.00)			
<b>Transaction Type Sub-Total</b>				<b>3,103,000,000.00</b>	<b>(3,102,893,352.22)</b>	<b>0.00</b>	<b>(3,102,893,352.22)</b>			
<b>INTEREST</b>										
07/02/15	07/02/15	FANNIE MAE GLOBAL NOTES DTD 05/21/2012 0.500% 07/02/2015	3135G0LN1	25,000,000.00	0.00	62,500.00	62,500.00			
07/08/15	07/08/15	GENERAL ELEC CAP CORP (FLOATING) DTD 01/08/2013 0.884% 01/08/2016	36962G6Q2	25,000,000.00	0.00	55,216.15	55,216.15			
07/12/15	07/12/15	FHLMC NOTES DTD 11/21/2012 0.750% 01/12/2018	3137EADN6	25,000,000.00	0.00	93,750.00	93,750.00			
07/12/15	07/12/15	FHLMC NOTES DTD 11/21/2012 0.750% 01/12/2018	3137EADN6	25,000,000.00	0.00	93,750.00	93,750.00			
07/14/15	07/14/15	GENERAL ELEC CAP CORP (FLOAT) DTD 01/14/2014 0.516% 01/14/2016	36962G7E8	20,450,000.00	0.00	26,208.38	26,208.38			
07/15/15	07/15/15	US TREASURY NOTES DTD 01/15/2014 0.750% 01/15/2017	912828A91	25,000,000.00	0.00	93,750.00	93,750.00			
07/17/15	07/17/15	FFCB (FLOATING) NOTES DTD 04/17/2014 0.236% 04/17/2017	3133EDJX1	25,000,000.00	0.00	4,901.04	4,901.04			
07/20/15	07/20/15	WELLS FARGO & COMPANY DTD 07/29/2013 1.250% 07/20/2016	94974BFL9	15,311,000.00	0.00	95,693.75	95,693.75			
07/22/15	07/22/15	FHLB NOTES DTD 07/22/2013 0.800% 07/22/2016	313383QU8	25,000,000.00	0.00	100,000.00	100,000.00			



## Managed Account Security Transactions & Interest

For the Month Ending **July 31, 2015**

**SAN BERNARDINO COUNTY - 76990800**

Transaction Type		Security Description	CUSIP	Par	Principal Proceeds	Accrued Interest	Total	Realized G/L Cost	Realized G/L Amort Cost	Sale Method
Trade	Settle									
<b>INTEREST</b>										
07/27/15	07/27/15	FFCB (FLOATING) NOTES DTD 02/27/2014 0.246% 02/27/2017	3133EDFW7	30,000,000.00	0.00	6,025.00	6,025.00			
07/27/15	07/27/15	FHLMC NOTES (CALLABLE) DTD 01/27/2015 0.700% 01/27/2017	3134G6AW3	50,000,000.00	0.00	175,000.00	175,000.00			
07/30/15	07/30/15	FANNIE MAE GLOBAL NOTES DTD 01/09/2012 1.250% 01/30/2017	3135G0GY3	50,000,000.00	0.00	312,500.00	312,500.00			
07/30/15	07/30/15	FANNIE MAE GLOBAL NOTES DTD 01/09/2012 1.250% 01/30/2017	3135G0GY3	50,000,000.00	0.00	312,500.00	312,500.00			
07/31/15	07/31/15	FEDERATED GOVT OBLIGATIONS FUND	60934N104	0.00	0.00	93.31	93.31			
07/31/15	07/31/15	FIDELITY GOV'T MM FUND 57	316175108	0.00	0.00	358.67	358.67			
07/31/15	07/31/15	STONECASTLE FICA	FICAMF003	0.00	0.00	8,485.39	8,485.39			
07/31/15	07/31/15	CALIFORNIA ASSET MANAGEMENT PROGRAM	CAMPMF025	0.00	0.00	9,002.61	9,002.61			
07/31/15	07/31/15	US TREASURY NOTES DTD 08/01/2011 1.500% 07/31/2016	912828OX1	25,000,000.00	0.00	187,500.00	187,500.00			
07/31/15	07/31/15	US TREASURY NOTES DTD 08/01/2011 1.500% 07/31/2016	912828QX1	25,000,000.00	0.00	187,500.00	187,500.00			
07/31/15	07/31/15	US TREASURY NOTES DTD 01/31/2011 2.000% 01/31/2016	912828PS3	25,000,000.00	0.00	250,000.00	250,000.00			
07/31/15	07/31/15	US TREASURY NOTES DTD 01/31/2012 0.875% 01/31/2017	912828SC5	50,000,000.00	0.00	218,750.00	218,750.00			
<b>Transaction Type Sub-Total</b>				<b>515,761,000.00</b>	<b>0.00</b>	<b>2,293,484.30</b>	<b>2,293,484.30</b>			
<b>MATURITY</b>										
07/01/15	07/01/15	SWEDBANK NY CERT DEPOS DTD 04/01/2015 0.180% 07/01/2015	87019TL59	50,000,000.00	50,000,000.00	22,750.00	50,022,750.00	0.00	0.00	
07/01/15	07/01/15	TORONTO DOMINION BANK NY CERT DEPOS DTD 09/09/2014 0.300% 07/01/2015	89112UVH1	25,000,000.00	25,000,000.00	61,458.33	25,061,458.33	0.00	0.00	
07/01/15	07/01/15	SWEDBANK NY CERT DEPOS DTD 03/26/2015 0.190% 07/01/2015	87019TK76	25,000,000.00	25,000,000.00	12,798.61	25,012,798.61	0.00	0.00	
07/01/15	07/01/15	BANK OF TOKYO MITSUBISHI LTD COMM PAPER -- 0.000% 07/01/2015	06538CU17	60,000,000.00	60,000,000.00	0.00	60,000,000.00	40,950.00	0.00	



## Managed Account Security Transactions & Interest

For the Month Ending July 31, 2015

SAN BERNARDINO COUNTY - 76990800

Transaction Type	Trade	Settle	Security Description	CUSIP	Par	Principal Proceeds	Accrued Interest	Total	Realized G/L Cost	Realized G/L Amort Cost	Sale Method
<b>MATURITY</b>											
	07/01/15	07/01/15	BANK OF TOKYO MITSUBISHI LTD COMM PAPER -- 0.000% 07/01/2015	06538CU17	50,000,000.00	50,000,000.00	0.00	50,000,000.00	19,833.33	0.00	
	07/01/15	07/01/15	BNP PARIBAS NY BRANCH COMM PAPER -- 0.000% 07/01/2015	09659CU14	100,000,000.00	100,000,000.00	0.00	100,000,000.00	83.33	0.00	
	07/01/15	07/01/15	CREDIT AGRICOLE CIB NY COMM PAPER -- 0.000% 07/01/2015	22533UU19	50,000,000.00	50,000,000.00	0.00	50,000,000.00	83.33	0.00	
	07/01/15	07/01/15	BANK OF NOVA SCOTIA HOUSTON CERT DEPOS DTD 06/30/2014 0.280% 07/01/2015	06417HPC4	25,000,000.00	25,000,000.00	71,166.67	25,071,166.67	0.00	0.00	
	07/01/15	07/01/15	US BANK NA INT BEAR COMM PAPER DTD 06/26/2015 0.100% 07/01/2015	90349QV91	125,000,000.00	125,000,000.00	1,736.11	125,001,736.11	0.00	0.00	
	07/01/15	07/01/15	NORDEA BANK FINLAND NY CERT DEPOS DTD 03/04/2015 0.185% 07/01/2015	65558LBP6	50,000,000.00	50,000,000.00	30,576.39	50,030,576.39	0.00	0.00	
	07/02/15	07/02/15	US BANK NA INT BEAR COMM PAPER DTD 07/01/2015 0.100% 07/02/2015	90349QX32	150,000,000.00	150,000,000.00	416.67	150,000,416.67	0.00	0.00	
	07/02/15	07/02/15	CREDIT AGRICOLE CIB NY COMM PAPER -- 0.000% 07/02/2015	22533UU27	143,000,000.00	143,000,000.00	0.00	143,000,000.00	516.39	0.00	
	07/02/15	07/02/15	FANNIE MAE GLOBAL NOTES DTD 05/21/2012 0.500% 07/02/2015	3135G0LN1	25,000,000.00	25,000,000.00	0.00	25,000,000.00	(48,000.00)	0.00	
	07/06/15	07/06/15	US BANK NA INT BEAR COMM PAPER DTD 07/02/2015 0.100% 07/06/2015	90349QX65	150,000,000.00	150,000,000.00	1,666.67	150,001,666.67	0.00	0.00	
	07/06/15	07/06/15	NATIXIS US BRANCH COMM PAPER -- 0.000% 07/06/2015	63873KU62	120,000,000.00	120,000,000.00	0.00	120,000,000.00	1,733.33	0.00	
	07/07/15	07/07/15	US BANK NA INT BEAR COMM PAPER DTD 07/06/2015 0.100% 07/07/2015	90349QX99	150,000,000.00	150,000,000.00	416.67	150,000,416.67	0.00	0.00	
	07/07/15	07/07/15	CREDIT AGRICOLE CIB NY COMM PAPER -- 0.000% 07/07/2015	22533UU76	120,000,000.00	120,000,000.00	0.00	120,000,000.00	433.33	0.00	



## Managed Account Security Transactions & Interest

For the Month Ending July 31, 2015

SAN BERNARDINO COUNTY - 76990800

Transaction Type	Trade	Settle	Security Description	CUSIP	Par	Principal Proceeds	Accrued Interest	Total	Realized G/L Cost	Realized G/L Amort Cost	Sale Method
<b>MATURITY</b>											
	07/08/15	07/08/15	CREDIT AGRICOLE CIB NY COMM PAPER -- 0.000% 07/08/2015	22533UU84	95,000,000.00	95,000,000.00	0.00	95,000,000.00	343.06	0.00	
	07/08/15	07/08/15	US BANK NA INT BEAR COMM PAPER DTD 07/07/2015 0.100% 07/08/2015	90349QY49	150,000,000.00	150,000,000.00	416.67	150,000,416.67	0.00	0.00	
	07/09/15	07/09/15	US BANK NA INT BEAR COMM PAPER DTD 07/08/2015 0.100% 07/09/2015	90349QY80	156,000,000.00	156,000,000.00	433.33	156,000,433.33	0.00	0.00	
	07/10/15	07/10/15	US BANK NA INT BEAR COMM PAPER DTD 07/09/2015 0.100% 07/10/2015	90349QZ63	131,000,000.00	131,000,000.00	363.89	131,000,363.89	0.00	0.00	
	07/13/15	07/13/15	US BANK NA INT BEAR COMM PAPER DTD 07/10/2015 0.100% 07/13/2015	90349QZ97	96,000,000.00	96,000,000.00	800.00	96,000,800.00	0.00	0.00	
	07/14/15	07/14/15	US BANK NA INT BEAR COMM PAPER DTD 07/13/2015 0.100% 07/14/2015	90349Q2B8	71,000,000.00	71,000,000.00	197.22	71,000,197.22	0.00	0.00	
	07/15/15	07/15/15	US BANK NA INT BEAR COMM PAPER DTD 07/14/2015 0.100% 07/15/2015	90349Q2D4	70,000,000.00	70,000,000.00	194.44	70,000,194.44	0.00	0.00	
	07/15/15	07/15/15	BANK OF NOVA SCOTIA HOUSTON CERT DEPOS DTD 07/15/2014 0.290% 07/15/2015	06417HQJ8	25,000,000.00	25,000,000.00	73,506.94	25,073,506.94	0.00	0.00	
	07/16/15	07/16/15	US BANK NA INT BEAR COMM PAPER DTD 07/15/2015 0.100% 07/16/2015	90349Q2F9	100,000,000.00	100,000,000.00	277.78	100,000,277.78	0.00	0.00	
	07/17/15	07/17/15	US BANK NA INT BEAR COMM PAPER DTD 07/16/2015 0.100% 07/17/2015	90349Q2H5	92,000,000.00	92,000,000.00	255.56	92,000,255.56	0.00	0.00	
	07/20/15	07/20/15	TORONTO DOMINION BANK NY CERT DEPOS DTD 07/17/2014 0.300% 07/20/2015	89112UPE5	25,000,000.00	25,000,000.00	76,666.67	25,076,666.67	0.00	0.00	
	07/20/15	07/20/15	US BANK NA INT BEAR COMM PAPER DTD 07/17/2015 0.100% 07/20/2015	90349Q2M4	84,000,000.00	84,000,000.00	700.00	84,000,700.00	0.00	0.00	
	07/21/15	07/21/15	US BANK NA INT BEAR COMM PAPER DTD 07/20/2015 0.100% 07/21/2015	90349Q2R3	109,000,000.00	109,000,000.00	302.78	109,000,302.78	0.00	0.00	
	07/22/15	07/22/15	US BANK NA INT BEAR COMM PAPER DTD 07/21/2015 0.100% 07/22/2015	90349Q2T9	105,000,000.00	105,000,000.00	291.67	105,000,291.67	0.00	0.00	
	07/23/15	07/23/15	US BANK NA INT BEAR COMM PAPER DTD 07/22/2015 0.100% 07/23/2015	90349Q2X0	60,000,000.00	60,000,000.00	166.67	60,000,166.67	0.00	0.00	



## Managed Account Security Transactions & Interest

For the Month Ending July 31, 2015

**SAN BERNARDINO COUNTY - 76990800**

Transaction Type		Security Description	CUSIP	Par	Principal Proceeds	Accrued Interest	Total	Realized G/L Cost	Realized G/L Amort Cost	Sale Method
Trade	Settle									
<b>MATURITY</b>										
07/24/15	07/24/15	US BANK NA INT BEAR COMM PAPER DTD 07/23/2015 0.100% 07/24/2015	90349Q3B7	45,000,000.00	45,000,000.00	125.00	45,000,125.00	0.00	0.00	
07/24/15	07/24/15	ROYAL BANK OF CANADA NY CERT DEPOS DTD 07/24/2014 0.265% 07/24/2015	78009NRR9	25,000,000.00	25,000,000.00	67,170.14	25,067,170.14	0.00	0.00	
07/27/15	07/27/15	US BANK NA INT BEAR COMM PAPER DTD 07/24/2015 0.100% 07/27/2015	90349Q3E1	38,000,000.00	38,000,000.00	316.67	38,000,316.67	0.00	0.00	
07/28/15	07/28/15	US BANK NA INT BEAR COMM PAPER DTD 07/27/2015 0.100% 07/28/2015	90349Q3H4	50,000,000.00	50,000,000.00	138.89	50,000,138.89	0.00	0.00	
07/29/15	07/29/15	US BANK NA INT BEAR COMM PAPER DTD 07/28/2015 0.100% 07/29/2015	90349Q3J0	47,000,000.00	47,000,000.00	130.56	47,000,130.56	0.00	0.00	
07/30/15	07/30/15	US BANK NA INT BEAR COMM PAPER DTD 07/29/2015 0.100% 07/30/2015	90349Q3M3	175,000,000.00	175,000,000.00	486.11	175,000,486.11	0.00	0.00	
07/31/15	07/31/15	US BANK NA INT BEAR COMM PAPER DTD 07/30/2015 0.100% 07/31/2015	90349Q3S0	184,000,000.00	184,000,000.00	511.11	184,000,511.11	0.00	0.00	
<b>Transaction Type Sub-Total</b>				<b>3,351,000,000.00</b>	<b>3,351,000,000.00</b>	<b>426,438.22</b>	<b>3,351,426,438.22</b>	<b>15,976.10</b>	<b>0.00</b>	
<b>SELL</b>										
07/06/15	07/06/15	FIDELITY GOV'T MM FUND 57	316175108	14,000,000.00	14,000,000.00	0.00	14,000,000.00	0.00	0.00	FIFO
07/06/15	07/06/15	FIDELITY GOV'T MM FUND 57	316175108	36,000,000.00	36,000,000.00	0.00	36,000,000.00	0.00	0.00	FIFO
07/09/15	07/09/15	FIDELITY GOV'T MM FUND 57	316175108	50,000,000.00	50,000,000.00	0.00	50,000,000.00	0.00	0.00	FIFO
07/10/15	07/10/15	FIDELITY GOV'T MM FUND 57	316175108	25,000,000.00	25,000,000.00	0.00	25,000,000.00	0.00	0.00	FIFO
07/16/15	07/16/15	CALIFORNIA ASSET MANAGEMENT PROGRAM	CAMPMF025	30,000,000.00	30,000,000.00	0.00	30,000,000.00	0.00	0.00	FIFO
07/31/15	07/31/15	CALIFORNIA ASSET MANAGEMENT PROGRAM	CAMPMF025	50,000,000.00	50,000,000.00	0.00	50,000,000.00	0.00	0.00	FIFO
<b>Transaction Type Sub-Total</b>				<b>205,000,000.00</b>	<b>205,000,000.00</b>	<b>0.00</b>	<b>205,000,000.00</b>	<b>0.00</b>	<b>0.00</b>	
<b>Managed Account Sub-Total</b>					<b>453,106,647.78</b>	<b>2,719,922.52</b>	<b>455,826,570.30</b>	<b>15,976.10</b>	<b>0.00</b>	
<b>Total Security Transactions</b>					<b>\$453,106,647.78</b>	<b>\$2,719,922.52</b>	<b>\$455,826,570.30</b>	<b>\$15,976.10</b>	<b>\$0.00</b>	