



Customer Service
PO Box 11813
Harrisburg, PA 17108-1813

ACCOUNT STATEMENT

For the Month Ending
January 31, 2015

SAN BERNARDINO COUNTY

Client Management Team

Kenneth Schiebel, CFA

Managing Director
One Keystone Plaza, Suite 300
Harrisburg, PA 17101
717-232-2723
schiebelk@pfm.com

Danny A. Nelson

Senior Managing Consultant
222 North LaSalle, Suite 910
Chicago, IL 60601
312-523-2434
nelsond@pfm.com

Contents

Cover/Disclosures
Summary Statement
Individual Accounts

Accounts included in Statement

76990800 SAN BERNARDINO COUNTY

SAN BERNARDINO COUNTY
MR. JOHN JOHNSON
172 WEST THIRD STREET
1ST FLOOR
SAN BERNARDINO, CA 92415

Online Access <http://www.pfm.com>

Customer Service 1-717-232-2723

**Important Disclosures****Important Disclosures**

This statement is for general information purposes only and is not intended to provide specific advice or recommendations. PFM Asset Management LLC ("PFM") is an investment advisor registered with the Securities and Exchange Commission, and is required to maintain a written disclosure statement of our background and business experience. If you would like to receive a copy of our current disclosure statement, please contact Service Operations at the address below.

Proxy Voting PFM does not normally receive proxies to vote on behalf of its clients. However, it does on occasion receive consent requests. In the event a consent request is received the portfolio manager contacts the client and then proceeds according to their instructions. PFM's Proxy Voting Policy is available upon request by contacting Service Operations at the address below.

Questions About an Account PFM's monthly statement is intended to detail our investment advisory activity as well as the activity of any accounts held by clients in pools that are managed by PFM. The custodian bank maintains the control of assets and executes (i.e., settles) all investment transactions. The custodian statement is the official record of security and cash holdings and transactions. PFM recognizes that clients may use these reports to facilitate record keeping and that the custodian bank statement and the PFM statement should be reconciled and differences resolved. Many custodians use a settlement date basis which may result in the need to reconcile due to a timing difference.

Account Control PFM does not have the authority to withdraw funds from or deposit funds to the custodian. Our clients retain responsibility for their internal accounting policies; implementing and enforcing internal controls and generating ledger entries or otherwise recording transactions.

Market Value Generally, PFM's market prices are derived from closing bid prices as of the last business day of the month as supplied by Interactive Data, Bloomberg or Telerate. Where prices are not available from generally recognized sources the securities are priced using a yield-based matrix system to arrive at an estimated market value. Prices that fall between data points are interpolated. Non-negotiable FDIC-insured bank certificates of deposit are priced at par. Although PFM believes the prices to be reliable, the values of the securities do not always represent the prices at which the securities could have been bought or sold. Explanation of the valuation methods for money market and TERM funds is contained in the appropriate fund information statement.

Amortized Cost The original cost of the principal of the security is adjusted for the amount of the periodic reduction of any discount or premium from the purchase date until the date of the report. Discount or premium with respect to short term securities (those with less than one year to maturity at time of issuance) is amortized on a straightline basis. Such discount or premium with respect to longer term securities is amortized using the constant yield basis.

Tax Reporting Cost data and realized gains / losses are provided for informational purposes only. Please review for accuracy and consult your tax advisor to determine the tax consequences of your security transactions. PFM does not report such information to the IRS or other taxing authorities and is not responsible for the accuracy of such information that may be required to be reported to federal, state or other taxing authorities.

Financial Situation In order to better serve you, PFM should be promptly notified of any material change in your investment objective or financial situation.

Callable Securities Securities subject to redemption prior to maturity may be redeemed in whole or in part before maturity, which could affect the yield represented.

Portfolio The securities in this portfolio, including shares of mutual funds, are not guaranteed or otherwise protected by PFM, the FDIC (except for certain non-negotiable certificates of deposit) or any government agency. Investment in securities involves risks, including the possible loss of the amount invested.

Rating Information provided for ratings is based upon a good faith inquiry of selected sources, but its accuracy and completeness cannot be guaranteed. Shares of some money market and TERM funds are marketed through representatives of PFM's wholly owned subsidiary, PFM Fund Distributors, Inc. PFM Fund Distributors, Inc. is registered with the SEC as a broker/dealer and is a member of the Financial Industry Regulatory Authority ("FINRA") and the Municipal Securities Rulemaking Board ("MSRB"). You may reach the FINRA by calling the FINRA Regulator Public Disclosure Hotline at 1-888-289-9999 or at the FINRA Regulation Internet website address www.nasd.com. A brochure describing the FINRA Regulation Public Disclosure Program is also available from the FINRA upon request.

Key Terms and Definitions

Dividends on money market funds consist of interest earned, plus any discount ratably amortized to the date of maturity, plus all realized gains and losses on the sale of securities prior to maturity, less ratable amortization of any premium and all accrued expenses to the fund. Dividends are accrued daily and may be paid either monthly or quarterly. The monthly earnings on this statement represent the estimated dividend accrued for the month for any program that distributes earnings on a quarterly basis. There is no guarantee that the estimated amount will be paid on the actual distribution date.

Current Yield is the net change, exclusive of capital changes and income other than investment income, in the value of a hypothetical fund account with a balance of one share over the seven-day base period including the statement date, expressed as a percentage of the value of one share (normally \$1.00 per share) at the beginning of the seven-day period. This resulting net change in account value is then annualized by multiplying it by 365 and dividing the result by 7. The yields quoted should not be considered a representation of the yield of the fund in the future, since the yield is not fixed.

Average maturity represents the average maturity of all securities and investments of a portfolio, determined by multiplying the par or principal value of each security or investment by its maturity (days or years), summing the products, and dividing the sum by the total principal value of the portfolio. The stated maturity date of mortgage backed or callable securities are used in this statement. However the actual maturity of these securities could vary depending on the level or prepayments on the underlying mortgages or whether a callable security has or is still able to be called.

Monthly distribution yield represents the net change in the value of one share (normally \$1.00 per share) resulting from all dividends declared during the month by a fund expressed as a percentage of the value of one share at the beginning of the month. This resulting net change is then annualized by multiplying it by 365 and dividing it by the number of calendar days in the month.

YTM at Cost The yield to maturity at cost is the expected rate of return, based on the original cost, the annual interest receipts, maturity value and the time period from purchase date to maturity, stated as a percentage, on an annualized basis.

YTM at Market The yield to maturity at market is the rate of return, based on the current market value, the annual interest receipts, maturity value and the time period remaining until maturity, stated as a percentage, on an annualized basis.

Managed Account A portfolio of investments managed discretely by PFM according to the client's specific investment policy and requirements. The investments are directly owned by the client and held by the client's custodian.

Unsettled Trade A trade which has been executed however the final consummation of the security transaction and payment has not yet taken place.

Please review the detail pages of this statement carefully. If you think your statement is wrong, missing account information, or if you need more information about a transaction, please contact PFM within 60 days of receipt. If you have other concerns or questions regarding your account you should contact a member of your client management team or PFM Service Operations at the address below.

PFM Asset Management LLC
Attn: Service Operations
One Keystone Plaza, Suite 300
N. Front & Market Sts
Harrisburg, PA 17101



Account Statement

For the Month Ending **January 31, 2015**

Consolidated Summary Statement

SAN BERNARDINO COUNTY

Portfolio Summary

Portfolio Holdings	Cash Dividends and Income	Closing Market Value
PFM Managed Account	3,711,401.95	4,405,110,990.56
Cash Balance	0.00	298,155,584.40
Total	\$3,711,401.95	\$4,703,266,574.96

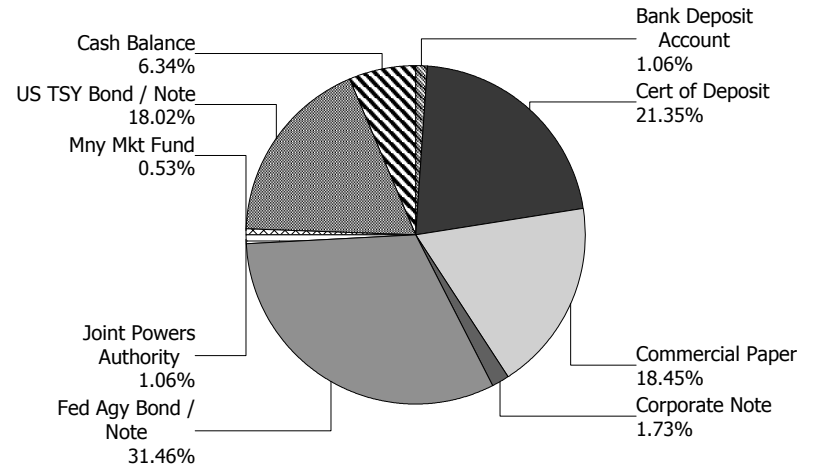
Investment Allocation

Investment Type	Closing Market Value	Percent
Bank Deposit Account	50,000,000.00	1.06
Certificate of Deposit	1,004,320,621.50	21.35
Commercial Paper	867,730,307.00	18.45
Corporate Note	81,392,626.16	1.73
Federal Agency Bond / Note	1,479,158,278.38	31.46
Joint Powers Authority	50,000,000.00	1.06
Money Market Fund	25,000,000.00	0.53
U.S. Treasury Bond / Note	847,509,157.52	18.02
Cash Balance	298,155,584.40	6.34
Total	\$4,703,266,574.96	100.00%

Maturity Distribution (Fixed Income Holdings)

Portfolio Holdings	Closing Market Value	Percent
Under 30 days	1,141,136,246.40	24.27
31 to 60 days	304,999,347.50	6.48
61 to 90 days	249,934,857.50	5.31
91 to 180 days	300,019,976.00	6.38
181 days to 1 year	810,949,933.27	17.24
1 to 2 years	1,300,466,004.40	27.65
2 to 3 years	595,760,209.89	12.67
3 to 4 years	0.00	0.00
4 to 5 years	0.00	0.00
Over 5 years	0.00	0.00
Total	\$4,703,266,574.96	100.00%

Sector Allocation



Weighted Average Days to Maturity 337



Managed Account Summary Statement

For the Month Ending **January 31, 2015**

SAN BERNARDINO COUNTY - 76990800

Transaction Summary - Managed Account

Opening Market Value	\$4,858,837,658.89
Maturities/Calls	(6,042,725,000.00)
Principal Dispositions	(140,038,085.95)
Principal Acquisitions	5,745,983,541.82
Unsettled Trades	(24,909,179.69)
Change in Current Value	7,962,055.49
Closing Market Value	\$4,405,110,990.56

Cash Transactions Summary - Managed Account

Maturities/Calls	6,042,813,583.43
Sale Proceeds	140,242,642.83
Coupon/Interest/Dividend Income	2,210,221.70
Principal Payments	0.00
Security Purchases	(5,771,011,319.60)
Net Cash Contribution	(414,255,128.36)
Reconciling Transactions	0.00

Earnings Reconciliation (Cash Basis) - Managed Account

Interest/Dividends/Coupons Received	2,503,362.01
Less Purchased Interest Related to Interest/Coupons	(27,777.78)
Plus Net Realized Gains/Losses	1,235,817.72
Total Cash Basis Earnings	\$3,711,401.95

Cash Balance

Closing Cash Balance	\$0.00
-----------------------------	---------------

Earnings Reconciliation (Accrual Basis)

	Total
Ending Amortized Value of Securities	4,397,843,928.70
Ending Accrued Interest	5,679,338.53
Plus Proceeds from Sales	165,152,513.13
Plus Proceeds of Maturities/Calls/Principal Payments	6,042,813,583.43
Plus Coupons/Dividends Received	2,210,221.70
Less Cost of New Purchases	(5,746,011,319.60)
Less Beginning Amortized Value of Securities	(4,858,821,268.01)
Less Beginning Accrued Interest	(5,927,473.30)
Total Accrual Basis Earnings	\$2,939,524.58



Portfolio Summary and Statistics

For the Month Ending **January 31, 2015**

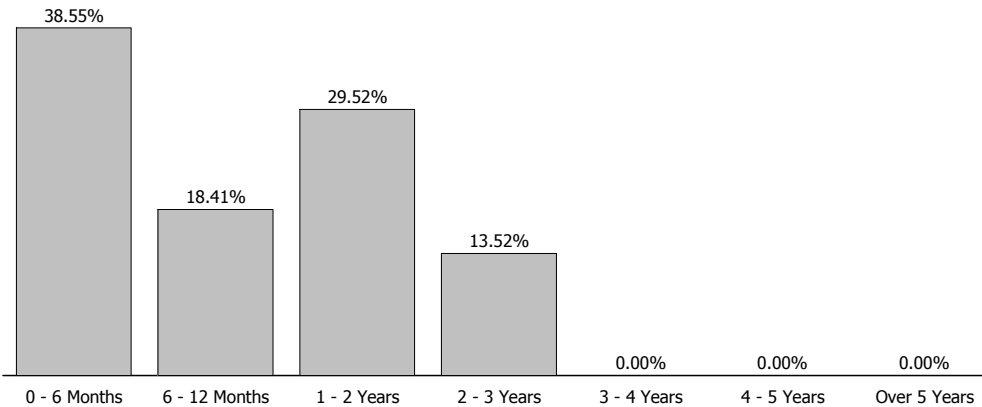
SAN BERNARDINO COUNTY - 76990800

Account Summary

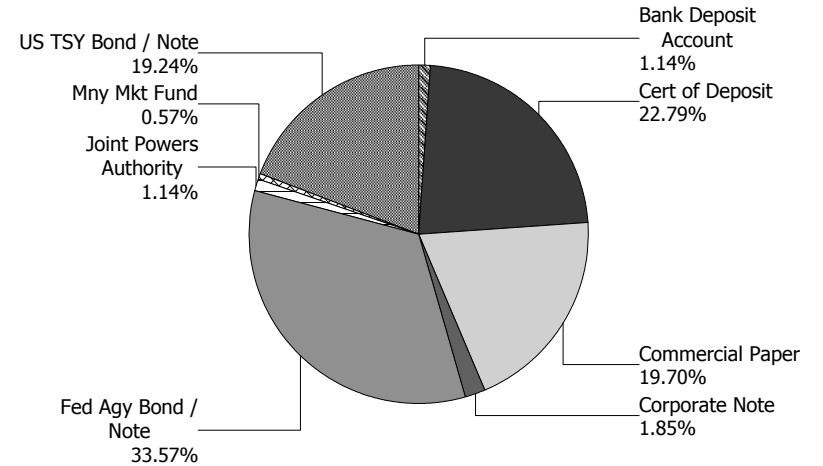
Description	Par Value	Market Value	Percent
U.S. Treasury Bond / Note	840,000,000.00	847,509,157.52	19.24
Money Market Fund	25,000,000.00	25,000,000.00	0.57
Joint Powers Authority	50,000,000.00	50,000,000.00	1.14
Federal Agency Bond / Note	1,469,295,000.00	1,479,158,278.38	33.57
Corporate Note	81,040,000.00	81,392,626.16	1.85
Commercial Paper	868,000,000.00	867,730,307.00	19.70
Certificate of Deposit	1,005,000,000.00	1,004,320,621.50	22.79
Bank Deposit Account	50,000,000.00	50,000,000.00	1.14
Managed Account Sub-Total	4,388,335,000.00	4,405,110,990.56	100.00%
Accrued Interest		5,679,338.53	
Total Portfolio	4,388,335,000.00	4,410,790,329.09	

Unsettled Trades **0.00** **0.00**

Maturity Distribution



Sector Allocation



Characteristics

Yield to Maturity at Cost	0.44%
Yield to Maturity at Market	0.34%
Duration to Worst	0.94
Weighted Average Days to Maturity	360



Managed Account Issuer Summary

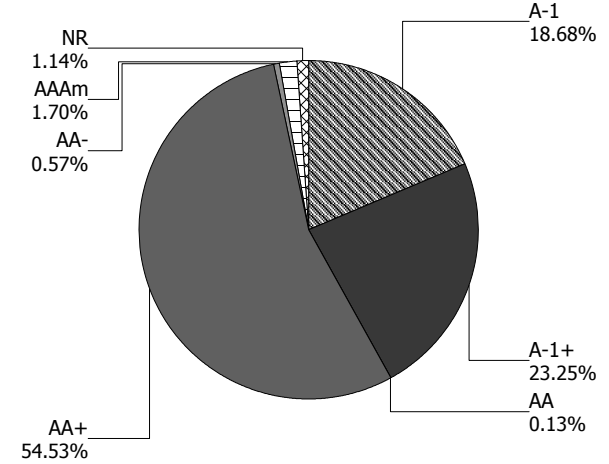
For the Month Ending **January 31, 2015**

SAN BERNARDINO COUNTY - 76990800

Issuer Summary

Issuer	Market Value of Holdings	Percent
BANK OF MONTREAL	154,931,891.75	3.52
BANK OF NOVA SCOTIA	199,810,746.75	4.54
BPCE GROUP	67,999,252.00	1.54
CAMP	50,000,000.00	1.14
EXXON MOBIL CORP	49,983,750.00	1.13
FANNIE MAE	562,814,660.51	12.77
FEDERAL FARM CREDIT BANKS	255,639,500.00	5.80
FEDERAL HOME LOAN BANKS	283,473,442.87	6.44
FEDERATED GOVT OBLIGATIONS FUNDS	11,000,000.00	0.25
FIDELITY TREASURY MF	14,000,000.00	0.32
FREDDIE MAC	377,230,675.00	8.55
GENERAL ELECTRIC CO	100,786,233.44	2.29
JP MORGAN CHASE & CO	199,971,230.00	4.54
MITSUBISHI UFJ FINANCIAL GROUP INC	199,948,200.00	4.54
NORDEA BANK AB	50,000,820.00	1.14
ROYAL BANK OF CANADA	24,986,367.25	0.57
STONECASTLE FICA	50,000,000.00	1.14
SVENSKA HANDELSBANKEN	75,000,300.00	1.70
TORONTO-DOMINION BANK	199,757,959.00	4.53
TOYOTA MOTOR CORP	174,838,750.00	3.97
UNITED STATES TREASURY	847,509,157.52	19.23
US BANCORP	150,000,000.00	3.41
WAL-MART STORES INC	5,595,517.72	0.13
WELLS FARGO & COMPANY	124,994,174.75	2.84
WESTPAC BANKING CORP NY	174,838,362.00	3.97
Total	\$4,405,110,990.56	100.00%

Credit Quality (S&P Ratings)





Managed Account Detail of Securities Held

For the Month Ending **January 31, 2015**

SAN BERNARDINO COUNTY - 76990800

Security Type/Description Dated Date/Coupon/Maturity	CUSIP	Par	S&P Rating	Moody's Rating	Trade Date	Settle Date	Original Cost	YTM at Cost	Accrued Interest	Amortized Cost	Market Value
U.S. Treasury Bond / Note											
US TREASURY NOTES DTD 02/15/2012 0.250% 02/15/2015	912828SE1	25,000,000.00	AA+	Aaa	11/25/13	11/26/13	25,018,554.69	0.19	28,872.28	25,000,579.00	25,000,975.00
US TREASURY NOTES DTD 03/15/2012 0.375% 03/15/2015	912828SK7	25,000,000.00	AA+	Aaa	11/25/13	11/26/13	25,057,617.19	0.20	35,997.93	25,005,142.50	25,008,800.00
US TREASURY NOTES DTD 06/15/2012 0.375% 06/15/2015	912828SZ4	50,000,000.00	AA+	Aaa	12/02/13	12/03/13	50,115,234.38	0.22	24,725.27	50,027,709.00	50,056,650.00
US TREASURY NOTES DTD 08/15/2012 0.250% 08/15/2015	912828TK6	50,000,000.00	AA+	Aaa	08/17/12	08/20/12	49,759,765.63	0.41	57,744.57	49,956,503.50	50,041,000.00
US TREASURY NOTES DTD 10/15/2012 0.250% 10/15/2015	912828TT7	25,000,000.00	AA+	Aaa	10/18/12	10/19/12	24,884,765.63	0.41	18,715.66	24,972,871.50	25,015,625.00
US TREASURY NOTES DTD 12/31/2010 2.125% 12/31/2015	912828PM6	25,000,000.00	AA+	Aaa	08/28/13	08/29/13	25,943,359.38	0.50	46,961.33	25,369,285.25	25,438,475.00
US TREASURY NOTES DTD 01/31/2011 2.000% 01/31/2016	912828PS3	25,000,000.00	AA+	Aaa	10/23/12	10/24/12	26,249,023.44	0.46	1,381.22	25,383,027.25	25,441,400.00
US TREASURY NOTES DTD 02/15/2013 0.375% 02/15/2016	912828UM0	25,000,000.00	AA+	Aaa	12/18/13	12/19/13	24,997,070.31	0.38	43,308.42	24,998,592.25	25,042,975.00
US TREASURY NOTES DTD 02/15/2013 0.375% 02/15/2016	912828UM0	50,000,000.00	AA+	Aaa	01/03/14	01/06/14	49,951,171.88	0.42	86,616.85	49,975,918.50	50,085,950.00
US TREASURY NOTES DTD 03/31/2011 2.250% 03/31/2016	912828OA1	25,000,000.00	AA+	Aaa	03/07/14	03/10/14	25,942,382.81	0.41	191,620.88	25,531,894.00	25,578,125.00
US TREASURY NOTES DTD 05/15/2013 0.250% 05/15/2016	912828VC1	25,000,000.00	AA+	Aaa	03/19/14	03/20/14	24,867,187.50	0.50	13,466.85	24,920,666.25	24,988,275.00
US TREASURY NOTES DTD 05/31/2011 1.750% 05/31/2016	912828OP8	25,000,000.00	AA+	Aaa	05/01/14	05/02/14	25,677,734.38	0.44	75,721.15	25,433,118.50	25,476,550.00
US TREASURY NOTES DTD 06/17/2013 0.500% 06/15/2016	912828VG2	25,000,000.00	AA+	Aaa	03/26/14	03/27/14	24,973,632.81	0.55	16,483.52	24,983,725.75	25,070,300.00
US TREASURY NOTES DTD 08/01/2011 1.500% 07/31/2016	912828OX1	25,000,000.00	AA+	Aaa	10/17/12	10/18/12	25,887,695.31	0.55	1,035.91	25,353,351.75	25,435,546.88



Managed Account Detail of Securities Held

For the Month Ending **January 31, 2015**

SAN BERNARDINO COUNTY - 76990800

Security Type/Description Dated Date/Coupon/Maturity	CUSIP	Par	S&P Rating	Moody's Rating	Trade Date	Settle Date	Original Cost	YTM at Cost	Accrued Interest	Amortized Cost	Market Value
U.S. Treasury Bond / Note											
US TREASURY NOTES DTD 08/01/2011 1.500% 07/31/2016	912828QX1	25,000,000.00	AA+	Aaa	12/26/13	12/27/13	25,558,593.75	0.63	1,035.91	25,323,417.00	25,435,546.88
US TREASURY NOTES DTD 10/31/2011 1.000% 10/31/2016	912828RM4	25,000,000.00	AA+	Aaa	07/24/14	07/25/14	25,192,382.81	0.66	64,226.52	25,148,244.00	25,261,725.00
US TREASURY NOTES DTD 10/31/2011 1.000% 10/31/2016	912828RM4	25,000,000.00	AA+	Aaa	07/29/14	07/30/14	25,183,593.75	0.67	64,226.52	25,142,325.75	25,261,725.00
US TREASURY NOTES DTD 11/15/2006 4.625% 11/15/2016	912828FY1	25,000,000.00	AA+	Aaa	12/13/13	12/16/13	27,856,445.31	0.66	249,136.74	26,755,456.50	26,871,100.00
US TREASURY NOTES DTD 11/30/2011 0.875% 11/30/2016	912828RU6	25,000,000.00	AA+	Aaa	12/03/14	12/04/14	25,157,226.56	0.56	37,860.58	25,144,468.00	25,201,171.88
US TREASURY NOTES DTD 01/03/2012 0.875% 12/31/2016	912828RX0	50,000,000.00	AA+	Aaa	02/07/12	02/08/12	50,214,843.75	0.79	38,674.03	50,084,942.00	50,382,800.00
US TREASURY NOTES DTD 01/03/2012 0.875% 12/31/2016	912828RX0	50,000,000.00	AA+	Aaa	02/08/12	02/09/12	50,203,125.00	0.79	38,674.03	50,080,361.00	50,382,800.00
US TREASURY NOTES DTD 01/15/2014 0.750% 01/15/2017	912828A91	25,000,000.00	AA+	Aaa	12/05/14	12/08/14	25,025,390.63	0.70	8,805.25	25,023,613.50	25,134,775.00
US TREASURY NOTES DTD 01/31/2012 0.875% 01/31/2017	912828SC5	50,000,000.00	AA+	Aaa	12/06/13	12/09/13	50,257,812.50	0.71	1,208.56	50,164,489.00	50,375,000.00
US TREASURY NOTES DTD 02/29/2012 0.875% 02/28/2017	912828SJ0	25,000,000.00	AA+	Aaa	03/26/14	03/27/14	24,989,257.81	0.89	93,059.39	24,992,378.50	25,187,500.00
US TREASURY NOTES DTD 03/31/2012 1.000% 03/31/2017	912828SM3	25,000,000.00	AA+	Aaa	03/31/14	04/01/14	25,060,546.88	0.92	85,164.84	25,043,783.25	25,248,046.88
US TREASURY NOTES DTD 05/31/2012 0.625% 05/31/2017	912828SY7	15,000,000.00	AA+	Aaa	05/07/14	05/08/14	14,866,992.19	0.92	16,225.96	14,898,641.70	15,019,920.00
US TREASURY NOTES DTD 07/02/2012 0.750% 06/30/2017	912828TB6	25,000,000.00	AA+	Aaa	04/29/14	04/30/14	24,797,851.56	1.01	16,574.59	24,845,608.50	25,093,750.00
US TREASURY NOTES DTD 08/31/2012 0.625% 08/31/2017	912828TM2	25,000,000.00	AA+	Aaa	06/10/14	06/11/14	24,675,781.25	1.04	66,470.99	24,739,971.25	24,972,650.00



Managed Account Detail of Securities Held

For the Month Ending **January 31, 2015**

SAN BERNARDINO COUNTY - 76990800

Security Type/Description Dated Date/Coupon/Maturity	CUSIP	Par	S&P Rating	Moody's Rating	Trade Date	Settle Date	Original Cost	YTM at Cost	Accrued Interest	Amortized Cost	Market Value
Security Type Sub-Total		840,000,000.00					848,365,039.09	0.58	1,423,995.75	844,300,084.95	847,509,157.52
Money Market Fund											
FEDERATED GOVT OBLIGATIONS FUND	60934N104	11,000,000.00	AAAm	Aaa	06/30/14	06/30/14	11,000,000.00	0.01	0.00	11,000,000.00	11,000,000.00
FIDELITY GOV'T MM FUND 57	316175108	14,000,000.00	AAAm	Aaa	12/31/14	12/31/14	14,000,000.00	0.00	0.00	14,000,000.00	14,000,000.00
Security Type Sub-Total		25,000,000.00					25,000,000.00	0.01	0.00	25,000,000.00	25,000,000.00
Joint Powers Authority											
CALIFORNIA ASSET MANAGEMENT PROGRAM	CAMPFM025	50,000,000.00	AAAm	NR	09/30/14	09/30/14	50,000,000.00	0.06	0.00	50,000,000.00	50,000,000.00
Security Type Sub-Total		50,000,000.00					50,000,000.00	0.06	0.00	50,000,000.00	50,000,000.00
Federal Agency Bond / Note											
FFCB NOTES DTD 05/01/2012 0.500% 05/01/2015	3133EANJ3	25,000,000.00	AA+	Aaa	05/01/12	05/02/12	24,964,275.00	0.55	31,250.00	24,996,999.75	25,023,800.00
FANNIE MAE GLOBAL NOTES DTD 05/21/2012 0.500% 07/02/2015	3135G0LN1	25,000,000.00	AA+	Aaa	06/10/13	06/11/13	25,048,000.00	0.41	10,069.44	25,009,813.75	25,034,350.00
FHLMC NOTES (EX-CALLABLE) DTD 03/18/2013 0.420% 09/18/2015	3134G36F2	25,000,000.00	AA+	Aaa	09/04/13	09/05/13	24,937,500.00	0.54	38,791.67	24,980,576.25	25,038,650.00
FHLMC NOTES (EX-CALLABLE) DTD 09/25/2012 0.500% 09/25/2015	3134G3L24	15,000,000.00	AA+	Aaa	09/12/12	09/25/12	15,000,000.00	0.50	26,250.00	15,000,000.00	15,031,080.00
FHLMC NOTES (EX-CALLABLE) DTD 09/25/2012 0.500% 09/25/2015	3134G3L24	15,000,000.00	AA+	Aaa	09/12/12	09/25/12	15,000,000.00	0.50	26,250.00	15,000,000.00	15,031,080.00
FHLMC NOTES (EX-CALLABLE) DTD 09/25/2012 0.500% 09/25/2015	3134G3L24	20,000,000.00	AA+	Aaa	09/12/12	09/25/12	20,000,000.00	0.50	35,000.00	20,000,000.00	20,041,440.00
FNMA NOTES (EX-CALLABLE) DTD 10/15/2010 1.875% 10/15/2015	31398A4K5	10,000,000.00	AA+	Aaa	06/26/13	06/27/13	10,287,300.00	0.61	55,208.33	10,088,552.30	10,115,910.00
FNMA NOTES DTD 09/27/2010 1.625% 10/26/2015	31398A4M1	25,000,000.00	AA+	Aaa	05/30/13	05/31/13	25,721,750.00	0.42	107,204.86	25,221,851.75	25,260,625.00



Managed Account Detail of Securities Held

For the Month Ending **January 31, 2015**

SAN BERNARDINO COUNTY - 76990800

Security Type/Description Dated Date/Coupon/Maturity	CUSIP	Par	S&P Rating	Moody's Rating	Trade Date	Settle Date	Original Cost	YTM at Cost	Accrued Interest	Amortized Cost	Market Value
Federal Agency Bond / Note											
FFCB NOTES AGENCY DTD 02/05/2014 0.310% 11/05/2015	3133EDET5	50,000,000.00	AA+	Aaa	01/29/14	02/05/14	49,990,000.00	0.32	37,027.78	49,995,637.50	50,026,500.00
FHLMC NOTES DTD 11/06/2012 0.450% 11/24/2015	3134G3W55	25,000,000.00	AA+	Aaa	06/26/13	06/27/13	24,922,500.00	0.58	20,937.50	24,973,697.75	25,043,400.00
FHLB NOTES DTD 11/05/2010 1.375% 12/11/2015	313371NW2	25,000,000.00	AA+	Aaa	03/08/13	03/11/13	25,625,000.00	0.46	47,743.06	25,196,544.50	25,229,075.00
FHLB NOTES DTD 09/19/2014 0.300% 12/18/2015	3130A32K9	25,000,000.00	AA+	Aaa	11/06/14	11/07/14	25,015,332.50	0.24	27,500.00	25,012,126.75	25,002,325.00
FANNIE MAE GLOBAL NOTES DTD 01/18/2011 2.250% 03/15/2016	3135G0AL7	50,000,000.00	AA+	Aaa	02/10/12	02/13/12	52,881,500.00	0.81	425,000.00	50,800,313.50	51,081,950.00
FANNIE MAE GLOBAL NOTES DTD 01/18/2011 2.250% 03/15/2016	3135G0AL7	50,000,000.00	AA+	Aaa	02/10/12	02/13/12	52,881,500.00	0.81	425,000.00	50,800,313.50	51,081,950.00
FANNIE MAE GLOBAL NOTES DTD 02/15/2013 0.500% 03/30/2016	3135G0VA8	40,000,000.00	AA+	Aaa	02/14/13	02/15/13	39,954,400.00	0.54	67,222.22	39,982,920.00	40,111,480.00
FFCB NOTES DTD 11/25/2014 0.375% 05/25/2016	3133EECW8	25,000,000.00	AA+	Aaa	11/18/14	11/25/14	25,000,000.00	0.38	17,187.50	25,000,000.00	25,062,175.00
FFCB NOTES DTD 11/25/2014 0.375% 05/25/2016	3133EECW8	25,000,000.00	AA+	Aaa	11/18/14	11/25/14	25,000,000.00	0.38	17,187.50	25,000,000.00	25,062,175.00
FHLMC NOTES DTD 04/08/2011 2.500% 05/27/2016	3137EACT4	50,000,000.00	AA+	Aaa	01/04/13	01/07/13	53,272,500.00	0.55	222,222.22	51,283,942.50	51,420,000.00
FHLB NOTES DTD 07/22/2013 0.800% 07/22/2016	313383OU8	25,000,000.00	AA+	Aaa	07/10/13	07/22/13	24,997,500.00	0.80	5,000.00	24,998,763.50	25,119,250.00
FHLB NOTES DTD 12/01/2014 0.430% 08/01/2016	3130A3M50	36,450,000.00	AA+	Aaa	12/02/14	12/03/14	36,424,120.50	0.47	26,122.50	36,426,604.20	36,497,676.60
FNMA NOTES DTD 07/19/2013 0.625% 08/26/2016	3135G0YE7	50,000,000.00	AA+	Aaa	07/17/13	07/19/13	49,839,500.00	0.73	134,548.61	49,918,344.50	50,162,000.00
FHLB NOTES DTD 08/26/2010 2.000% 09/09/2016	313370TW8	25,000,000.00	AA+	Aaa	11/25/14	11/26/14	25,657,000.00	0.52	197,222.22	25,590,885.25	25,617,375.00



Managed Account Detail of Securities Held

For the Month Ending **January 31, 2015**

SAN BERNARDINO COUNTY - 76990800

Security Type/Description Dated Date/Coupon/Maturity	CUSIP	Par	S&P Rating	Moody's Rating	Trade Date	Settle Date	Original Cost	YTM at Cost	Accrued Interest	Amortized Cost	Market Value
Federal Agency Bond / Note											
FNMA NOTES AGENCY (EX-CALLABLE) DTD 03/26/2013 0.625% 09/26/2016	3135G0VX8	25,000,000.00	AA+	Aaa	09/05/13	09/06/13	24,570,000.00	1.20	54,253.47	24,765,515.50	25,043,650.00
FHLB NOTES DTD 08/07/2014 0.500% 09/28/2016	3130A2T97	15,000,000.00	AA+	Aaa	08/06/14	08/07/14	14,966,250.00	0.61	25,625.00	14,973,822.15	15,016,260.00
FHLMC NOTES DTD 08/16/2013 0.875% 10/14/2016	3137EADS5	25,000,000.00	AA+	Aaa	08/14/13	08/16/13	24,996,250.00	0.88	65,017.36	24,997,939.00	25,164,325.00
FFCB NOTES DTD 10/14/2014 0.600% 10/14/2016	3133EDX98	25,000,000.00	AA+	Aaa	10/03/14	10/14/14	24,975,000.00	0.65	44,583.33	24,978,697.25	25,040,450.00
FHLMC NOTES DTD 08/16/2013 0.875% 10/14/2016	3137EADS5	25,000,000.00	AA+	Aaa	10/03/14	10/06/14	25,111,500.00	0.65	65,017.36	25,093,979.75	25,164,325.00
FANNIE MAE NOTES DTD 10/20/2011 1.375% 11/15/2016	3135G0ES8	25,000,000.00	AA+	Aaa	05/10/13	05/13/13	25,707,250.00	0.56	72,569.44	25,362,606.50	25,391,775.00
FANNIE MAE NOTES DTD 10/20/2011 1.375% 11/15/2016	3135G0ES8	25,000,000.00	AA+	Aaa	05/31/13	06/03/13	25,563,500.00	0.71	72,569.44	25,293,889.50	25,391,775.00
FANNIE MAE NOTES DTD 10/20/2011 1.375% 11/15/2016	3135G0ES8	25,000,000.00	AA+	Aaa	11/12/13	11/13/13	25,493,750.00	0.71	72,569.44	25,295,109.25	25,391,775.00
FHLB NOTES (CALLABLE) DTD 06/19/2013 0.750% 12/19/2016	313383G62	20,690,000.00	AA+	Aaa	06/20/13	06/21/13	20,512,686.70	1.00	18,103.75	20,593,681.64	20,693,786.27
FHLB NOTES DTD 11/15/2013 0.625% 12/28/2016	3130A0C65	20,000,000.00	AA+	Aaa	11/14/13	11/15/13	19,942,800.00	0.72	11,458.33	19,964,845.80	20,043,720.00
FHLMC NOTES (CALLABLE) DTD 01/27/2015 0.700% 01/27/2017	3134G6AW3	50,000,000.00	AA+	Aaa	01/21/15	01/27/15	50,000,000.00	0.70	3,888.89	50,000,000.00	50,017,600.00
FANNIE MAE GLOBAL NOTES DTD 01/09/2012 1.250% 01/30/2017	3135G0GY3	50,000,000.00	AA+	Aaa	10/16/14	10/17/14	50,746,000.00	0.59	1,736.11	50,652,383.00	50,675,050.00
FANNIE MAE GLOBAL NOTES DTD 01/09/2012 1.250% 01/30/2017	3135G0GY3	50,000,000.00	AA+	Aaa	10/27/14	10/28/14	50,713,000.00	0.61	1,736.11	50,631,941.00	50,675,050.00
FHLMC NOTES DTD 01/21/2014 0.875% 02/22/2017	3137EADT3	25,000,000.00	AA+	Aaa	01/17/14	01/21/14	24,959,750.00	0.93	96,614.58	24,973,004.50	25,147,325.00



Managed Account Detail of Securities Held

For the Month Ending **January 31, 2015**

SAN BERNARDINO COUNTY - 76990800

Security Type/Description Dated Date/Coupon/Maturity	CUSIP	Par	S&P Rating	Moody's Rating	Trade Date	Settle Date	Original Cost	YTM at Cost	Accrued Interest	Amortized Cost	Market Value
Federal Agency Bond / Note											
FFCB (FLOATING) NOTES DTD 02/27/2014 0.223% 02/27/2017	3133EDFW7	30,000,000.00	AA+	Aaa	02/21/14	02/27/14	30,000,000.00	0.21	928.13	30,000,000.00	30,037,950.00
FHLB NOTES DTD 02/06/2012 0.875% 03/10/2017	3133782N0	25,000,000.00	AA+	Aaa	12/23/14	12/26/14	24,975,224.50	0.92	85,677.08	24,976,332.75	25,136,025.00
FFCB (FLOATING) NOTES DTD 04/17/2014 0.218% 04/17/2017	3133EDJX1	25,000,000.00	AA+	Aaa	04/11/14	04/17/14	25,000,000.00	0.21	2,270.83	25,000,000.00	25,011,650.00
FHLMC NOTES DTD 12/30/2014 0.990% 06/30/2017	3134G5VY8	50,000,000.00	AA+	Aaa	12/18/14	12/30/14	50,000,000.00	0.99	42,625.00	50,000,000.00	50,344,750.00
FANNIE MAE GLOBAL NOTES DTD 07/20/2012 0.875% 08/28/2017	3135G0MZ3	50,000,000.00	AA+	Aaa	09/18/12	09/19/12	50,046,000.00	0.86	185,937.50	50,024,236.00	50,192,300.00
FNMA NOTES DTD 08/25/2014 1.000% 09/27/2017	3135G0ZL0	10,000,000.00	AA+	Aaa	08/21/14	08/25/14	9,964,300.00	1.12	34,444.44	9,969,220.30	10,052,150.00
FHLB NOTES DTD 09/03/2014 1.100% 09/29/2017	3130A2XL5	15,000,000.00	AA+	Aaa	09/04/14	09/05/14	14,974,950.00	1.16	55,916.67	14,978,191.50	15,058,050.00
FHLB NOTES DTD 09/03/2014 1.100% 09/29/2017	3130A2XL5	25,000,000.00	AA+	Aaa	09/04/14	09/05/14	24,962,000.00	1.15	93,194.44	24,966,914.25	25,096,750.00
FHLB NOTES (CALLABLE) BONDS DTD 11/09/2012 1.000% 11/09/2017	3133813R4	25,000,000.00	AA+	Aaa	12/18/12	12/19/12	24,985,000.00	1.01	56,944.44	24,991,435.75	24,963,150.00
FNMA NOTES (CALLABLE) DTD 11/15/2012 1.000% 11/15/2017	3135G0RO8	25,000,000.00	AA+	Aaa	12/12/12	12/13/12	25,032,500.00	0.97	52,777.78	25,000,000.00	25,007,375.00
FFCB NOTES DTD 12/18/2014 1.125% 12/18/2017	3133EEFE5	25,000,000.00	AA+	Aaa	12/09/14	12/18/14	24,975,925.00	1.16	33,593.75	24,976,869.75	25,187,400.00
FFCB NOTES DTD 12/18/2014 1.125% 12/18/2017	3133EEFE5	25,000,000.00	AA+	Aaa	12/09/14	12/18/14	24,976,000.00	1.16	33,593.75	24,976,941.75	25,187,400.00
FNMA NOTES (CALLABLE) DTD 12/26/2012 1.000% 12/26/2017	3135G0SJ3	22,155,000.00	AA+	Aaa	01/03/13	01/04/13	22,159,431.00	1.00	21,539.58	22,155,000.00	22,145,495.51
FHLMC NOTES DTD 11/21/2012 0.750% 01/12/2018	3137EADN6	25,000,000.00	AA+	Aaa	01/28/13	01/29/13	24,656,750.00	1.04	9,895.83	24,793,654.00	24,893,350.00



Managed Account Detail of Securities Held

For the Month Ending **January 31, 2015**

SAN BERNARDINO COUNTY - 76990800

Security Type/Description Dated Date/Coupon/Maturity	CUSIP	Par	S&P Rating	Moody's Rating	Trade Date	Settle Date	Original Cost	YTM at Cost	Accrued Interest	Amortized Cost	Market Value
Federal Agency Bond / Note											
FHLMC NOTES DTD 11/21/2012 0.750% 01/12/2018	3137EADN6	25,000,000.00	AA+	Aaa	01/30/13	01/31/13	24,670,250.00	1.02	9,895.83	24,801,575.50	24,893,350.00
Security Type Sub-Total		1,469,295,000.00					1,482,055,745.20	0.70	3,324,923.07	1,474,465,673.64	1,479,158,278.38
Corporate Note											
WAL MART STORES INC. CORP NOTES DTD 10/25/2010 1.500% 10/25/2015	931142CX9	4,055,000.00	AA	Aa2	03/12/14	03/17/14	4,126,854.60	0.39	16,220.00	4,087,872.22	4,086,645.22
GENERAL ELECTRIC CO CORPORATE NOTES DTD 12/12/2012 1.000% 12/11/2015	36962G6M1	25,000,000.00	AA+	Aa3	01/15/15	01/21/15	25,127,250.00	0.43	34,722.22	25,123,278.50	25,115,500.00
GENERAL ELEC CAP CORP (FLOATING) DTD 01/08/2013 0.851% 01/08/2016	36962G6Q2	25,000,000.00	AA+	A1	01/31/14	02/05/14	25,200,250.00	0.43	14,185.00	25,099,562.50	25,127,500.00
GENERAL ELEC CAP CORP (FLOAT) DTD 01/14/2014 0.483% 01/14/2016	36962G7E8	20,450,000.00	AA+	A1	03/07/14	03/11/14	20,474,335.50	0.41	4,936.63	20,464,443.43	20,486,073.80
GENERAL ELEC CAP CORP (FLOAT) DTD 02/08/2012 1.032% 02/08/2016	36962G5T7	5,035,000.00	AA+	A1	03/07/14	03/12/14	5,093,607.40	0.42	11,975.30	5,066,418.65	5,068,034.64
WAL-MART STORES INC CORP NOTES DTD 04/22/2014 1.000% 04/21/2017	931142DN0	1,500,000.00	AA	Aa2	04/15/14	04/22/14	1,499,775.00	1.01	4,166.67	1,499,832.48	1,508,872.50
Security Type Sub-Total		81,040,000.00					81,522,072.50	0.43	86,205.82	81,341,407.78	81,392,626.16
Commercial Paper											
NATIXIS US BRANCH COMM PAPER -- 0.000% 02/02/2015	63873KP27	18,000,000.00	A-1	P-1	01/30/15	01/30/15	17,999,895.00	0.07	0.00	17,999,965.08	17,999,802.00
JP MORGAN SECURITIES LLC COMM PAPER -- 0.000% 02/02/2015	46640OP21	50,000,000.00	A-1	P-1	10/30/14	10/31/14	49,973,888.89	0.20	0.00	49,999,722.00	49,999,200.00
NATIXIS US BRANCH COMM PAPER -- 0.000% 02/02/2015	63873KP27	50,000,000.00	A-1	P-1	01/30/15	01/30/15	49,999,708.33	0.07	0.00	49,999,903.00	49,999,450.00
US BANK NA INT BEAR COMM PAPER DTD 01/30/2015 0.100% 02/02/2015	90349OUP6	50,000,000.00	A-1+	P-1	01/30/15	01/30/15	50,000,000.00	0.10	277.78	50,000,000.00	50,000,000.00



Managed Account Detail of Securities Held

For the Month Ending **January 31, 2015**

SAN BERNARDINO COUNTY - 76990800

Security Type/Description Dated Date/Coupon/Maturity	CUSIP	Par	S&P Rating	Moody's Rating	Trade Date	Settle Date	Original Cost	YTM at Cost	Accrued Interest	Amortized Cost	Market Value
Commercial Paper											
US BANK NA INT BEAR COMM PAPER DTD 01/30/2015 0.100% 02/02/2015	90349QUP6	50,000,000.00	A-1+	P-1	01/30/15	01/30/15	50,000,000.00	0.10	277.78	50,000,000.00	50,000,000.00
US BANK NA INT BEAR COMM PAPER DTD 01/30/2015 0.100% 02/02/2015	90349QUP6	50,000,000.00	A-1+	P-1	01/30/15	01/30/15	50,000,000.00	0.10	277.78	50,000,000.00	50,000,000.00
JP MORGAN SECURITIES LLC COMM PAPER DTD 11/05/2014 0.000% 02/04/2015	46640QP47	30,000,000.00	A-1	P-1	11/04/14	11/05/14	29,984,833.33	0.20	0.00	29,999,499.90	29,999,220.00
BANK OF TOKYO MITSUBISHI COMM PAPER -- 0.000% 02/09/2015	06538CP96	50,000,000.00	A-1	P-1	01/06/15	01/06/15	49,992,444.44	0.16	0.00	49,998,222.00	49,998,050.00
JP MORGAN SECURITIES LLC COMM PAPER -- 0.000% 02/18/2015	46640QPJ4	25,000,000.00	A-1	P-1	11/17/14	11/19/14	24,987,361.11	0.20	0.00	24,997,639.00	24,997,500.00
BANK OF TOKYO MITSUBISHI LTD COMM PAPER -- 0.000% 02/20/2015	06538CPL9	50,000,000.00	A-1	P-1	01/07/15	01/07/15	49,990,222.22	0.16	0.00	49,995,778.00	49,995,350.00
JP MORGAN SECURITIES LLC COMM PAPER -- 0.000% 03/02/2015	46640OQ20	20,000,000.00	A-1	P-1	12/01/14	12/02/14	19,989,500.00	0.21	0.00	19,996,616.60	19,996,560.00
JP MORGAN SECURITIES LLC COMM PAPER -- 0.000% 03/02/2015	46640OQ20	25,000,000.00	A-1	P-1	11/28/14	12/01/14	24,987,361.11	0.20	0.00	24,995,972.25	24,995,700.00
JP MORGAN SECURITIES LLC COMM PAPER -- 0.000% 04/01/2015	46640OR11	25,000,000.00	A-1	P-1	12/23/14	12/24/14	24,985,708.33	0.21	0.00	24,991,395.75	24,991,525.00
JP MORGAN SECURITIES LLC COMM PAPER -- 0.000% 04/01/2015	46640OR11	25,000,000.00	A-1	P-1	12/31/14	12/31/14	24,986,729.17	0.21	0.00	24,991,395.75	24,991,525.00
BANK OF TOKYO MITSUBISHI COMM PAPER -- 0.000% 04/01/2015	06538CR11	50,000,000.00	A-1	P-1	01/28/15	01/29/15	49,983,638.89	0.19	0.00	49,984,430.50	49,982,100.00
EXXON MOBIL CORP COMM PAPER -- 0.000% 04/10/2015	30229BRA7	50,000,000.00	A-1+	P-1	01/12/15	01/12/15	49,982,888.89	0.14	0.00	49,986,778.00	49,983,750.00
TOYOTA MOTOR CREDIT CORP COMM PAPER -- 0.000% 04/24/2015	89233HRQ9	50,000,000.00	A-1+	P-1	01/09/15	01/09/15	49,973,750.00	0.18	0.00	49,979,500.00	49,978,550.00



Managed Account Detail of Securities Held

For the Month Ending **January 31, 2015**

SAN BERNARDINO COUNTY - 76990800

Security Type/Description Dated Date/Coupon/Maturity	CUSIP	Par	S&P Rating	Moody's Rating	Trade Date	Settle Date	Original Cost	YTM at Cost	Accrued Interest	Amortized Cost	Market Value
Commercial Paper											
BANK OF TOKYO MITSUBISHI UFJ COMM PAPER -- 0.000% 04/24/2015	06538CRQ6	50,000,000.00	A-1	P-1	01/29/15	01/29/15	49,972,847.22	0.23	0.00	49,973,805.50	49,972,700.00
TOYOTA MOTOR CREDIT CORP COMM PAPER -- 0.000% 05/01/2015	89233HS13	25,000,000.00	A-1+	P-1	10/28/14	10/29/14	24,974,444.44	0.20	0.00	24,987,639.00	24,987,950.00
TOYOTA MOTOR CREDIT CORP COMM PAPER -- 0.000% 05/01/2015	89233HS13	25,000,000.00	A-1+	P-1	12/09/14	12/09/14	24,980,138.89	0.20	0.00	24,987,639.00	24,987,950.00
GENERAL ELEC CAP CORP COMM PAPER -- 0.000% 05/07/2015	36959JS79	25,000,000.00	A-1+	P-1	12/08/14	12/09/14	24,979,305.56	0.20	0.00	24,986,805.50	24,989,125.00
TOYOTA MOTOR CREDIT CORP COMM PAPER -- 0.000% 06/29/2015	89233HTV6	25,000,000.00	A-1+	P-1	01/14/15	01/14/15	24,972,333.33	0.24	0.00	24,975,333.25	24,973,950.00
TOYOTA MOTOR CREDIT CORP COMM PAPER -- 0.000% 09/01/2015	89233HW18	25,000,000.00	A-1+	P-1	12/09/14	12/09/14	24,944,583.33	0.30	0.00	24,955,833.25	24,955,175.00
TOYOTA MOTOR CREDIT CORP COMM PAPER -- 0.000% 09/01/2015	89233HW18	25,000,000.00	A-1+	P-1	12/26/14	12/29/14	24,945,333.33	0.32	0.00	24,952,889.00	24,955,175.00
Security Type Sub-Total		868,000,000.00					867,586,915.81	0.17	833.34	867,736,762.33	867,730,307.00
Certificate of Deposit											
TORONTO DOMINION BANK NY CERT DEPOS DTD 01/29/2014 0.300% 02/02/2015	89112TK60	25,000,000.00	A-1+	P-1	01/28/14	01/29/14	25,000,000.00	0.29	76,666.67	25,000,000.00	24,999,205.50
WELLS FARGO BANK NA CERT DEPOS DTD 08/06/2014 0.210% 02/02/2015	94988E6B9	25,000,000.00	A-1+	P-1	08/06/14	08/06/14	25,000,000.00	0.21	26,104.17	25,000,000.00	25,000,245.00
SVENSKA HANDELSBANKEN NY CERT DEPOS DTD 11/25/2014 0.150% 02/02/2015	86958DLA8	50,000,000.00	A-1+	P-1	11/24/14	11/25/14	50,000,000.00	0.15	14,166.67	50,000,000.00	50,000,155.00



Managed Account Detail of Securities Held

For the Month Ending **January 31, 2015**

SAN BERNARDINO COUNTY - 76990800

Security Type/Description Dated Date/Coupon/Maturity	CUSIP	Par	S&P Rating	Moody's Rating	Trade Date	Settle Date	Original Cost	YTM at Cost	Accrued Interest	Amortized Cost	Market Value
Certificate of Deposit											
BANK OF MONTREAL CHICAGO CERT DEPOS DTD 12/02/2014 0.140% 02/02/2015	06366CMK1	50,000,000.00	A-1	P-1	12/02/14	12/02/14	50,000,000.00	0.14	11,861.11	50,000,000.00	50,000,100.00
BANK OF NOVA SCOTIA HOUSTON CERT DEPOS DTD 12/29/2014 0.120% 03/02/2015	06417HYL4	25,000,000.00	A-1	P-1	12/29/14	12/29/14	25,000,000.00	0.12	2,833.33	25,000,000.00	24,998,329.50
NORDEA BANK FINLAND NY CERT DEPOS DTD 12/02/2014 0.170% 03/02/2015	65558E6U7	50,000,000.00	A-1+	P-1	12/02/14	12/02/14	50,000,000.00	0.17	14,402.78	50,000,000.00	50,000,820.00
WELLS FARGO BANK NA CERT DEPOS DTD 08/27/2014 0.220% 03/03/2015	94988E6Z6	25,000,000.00	A-1+	P-1	08/27/14	08/27/14	25,000,000.00	0.02	24,138.89	25,000,000.00	25,002,522.50
BANK OF MONTREAL CHICAGO CERT DEPOS DTD 12/02/2014 0.170% 03/03/2015	06366CMN5	25,000,000.00	A-1	P-1	12/01/14	12/02/14	25,000,000.00	0.17	7,201.39	25,000,000.00	25,000,380.00
BANK OF MONTREAL CHICAGO CERT DEPOS DTD 12/11/2014 0.170% 03/06/2015	06366CPO5	30,000,000.00	A-1	P-1	12/11/14	12/11/14	30,000,000.00	0.17	7,366.67	30,000,000.00	30,000,330.00
SVENSKA HANDELSBANKEN NY CERT DEPOS DTD 12/09/2014 0.170% 03/09/2015	86958DLW0	25,000,000.00	A-1+	P-1	12/08/14	12/09/14	25,000,000.00	0.17	6,375.00	25,000,000.00	25,000,145.00
WESTPAC BANKING CORP NY CERT DEPOS DTD 03/25/2014 0.290% 03/19/2015	96121TV08	50,000,000.00	A-1+	P-1	03/24/14	03/25/14	50,000,000.00	0.29	126,069.44	50,000,000.00	50,014,615.00
BANK OF NOVA SCOTIA HOUSTON CERT DEPOS DTD 03/31/2014 0.280% 04/01/2015	06417HHV1	25,000,000.00	A-1	P-1	03/31/14	03/31/14	25,000,000.00	0.14	59,694.44	25,000,000.00	25,007,405.00
WELLS FARGO BANK NA CERT DEPOS DTD 10/08/2014 0.230% 05/01/2015	94988EAK4	25,000,000.00	A-1+	P-1	10/07/14	10/08/14	25,000,000.00	0.05	18,527.78	25,000,000.00	25,000,157.50
WELLS FARGO BANK NA CERT DEPOS DTD 11/19/2014 0.230% 05/19/2015	94988EB72	25,000,000.00	A-1+	P-1	11/19/14	11/19/14	25,000,000.00	0.23	11,819.44	25,000,000.00	24,997,216.00
WELLS FARGO BANK NA CERT DEPOS DTD 12/04/2014 0.230% 06/03/2015	94988EC97	25,000,000.00	A-1+	P-1	12/03/14	12/04/14	25,000,000.00	0.23	9,423.61	25,000,000.00	24,994,033.75
BANK OF NOVA SCOTIA HOUSTON CERT DEPOS DTD 06/30/2014 0.280% 07/01/2015	06417HPC4	25,000,000.00	A-1	P-1	06/26/14	06/30/14	25,000,000.00	0.28	42,000.00	25,000,000.00	24,996,555.75



Managed Account Detail of Securities Held

For the Month Ending **January 31, 2015**

SAN BERNARDINO COUNTY - 76990800

Security Type/Description	Dated Date/Coupon/Maturity	CUSIP	Par	S&P Rating	Moody's Rating	Trade Date	Settle Date	Original Cost	YTM at Cost	Accrued Interest	Amortized Cost	Market Value
Certificate of Deposit												
TORONTO DOMINION BANK NY CERT DEPOS DTD 09/09/2014 0.300% 07/01/2015		89112UVH1	25,000,000.00	A-1+	P-1	09/08/14	09/09/14	25,000,000.00	0.23	30,208.33	25,000,000.00	25,000,797.50
BANK OF NOVA SCOTIA HOUSTON CERT DEPOS DTD 07/15/2014 0.290% 07/15/2015		06417HOJ8	25,000,000.00	A-1	P-1	07/14/14	07/15/14	25,000,000.00	0.30	40,479.17	25,000,000.00	24,995,013.50
TORONTO DOMINION BANK NY CERT DEPOS DTD 07/17/2014 0.300% 07/20/2015		89112UPE5	25,000,000.00	A-1+	P-1	07/16/14	07/17/14	25,000,000.00	0.16	41,458.33	25,000,000.00	24,995,917.25
ROYAL BANK OF CANADA NY CERT DEPOS DTD 07/24/2014 0.265% 07/24/2015		78009NRR9	25,000,000.00	A-1+	P-1	07/22/14	07/24/14	25,000,000.00	0.27	35,333.33	25,000,000.00	24,986,367.25
BANK OF NOVA SCOTIA HOUSTON CERT DEPOS DTD 07/31/2014 0.300% 08/03/2015		06417HOY5	25,000,000.00	A-1	P-1	07/30/14	07/31/14	25,000,000.00	0.16	38,541.67	25,000,000.00	24,957,921.25
TORONTO DOMINION BANK NY CERT DEPOS DTD 09/30/2014 0.350% 10/01/2015		89112UYE5	25,000,000.00	A-1+	P-1	09/29/14	09/30/14	25,000,000.00	0.18	30,138.89	25,000,000.00	24,951,631.25
WESTPAC BANKING CORP NY CERT DEPOS DTD 10/17/2014 0.310% 11/02/2015		96121TXW3	25,000,000.00	AA-	Aa2	10/16/14	10/17/14	25,000,000.00	0.18	23,034.72	25,000,000.00	24,940,723.50
TORONTO DOMINION BANK NY CERT DEPOS DTD 10/29/2014 0.320% 11/02/2015		89112UG47	25,000,000.00	A-1+	P-1	10/29/14	10/29/14	25,000,000.00	0.17	21,111.11	25,000,000.00	24,943,915.00
WESTPAC BANKING CORP NY CERT DEPOS DTD 11/10/2014 0.330% 11/02/2015		96121TYE2	25,000,000.00	A-1+	P-1	11/06/14	11/10/14	25,000,000.00	0.32	19,020.83	25,000,000.00	24,966,231.50
WESTPAC BANKING CORP NY CERT DEPOS DTD 11/17/2014 0.340% 11/17/2015		96121TYF9	25,000,000.00	A-1+	P-1	11/13/14	11/17/14	25,000,000.00	0.34	17,944.44	25,000,000.00	24,985,429.50
TORONTO DOMINION BANK NY CERT DEPOS DTD 11/26/2014 0.320% 11/30/2015		89112US44	25,000,000.00	A-1+	P-1	11/25/14	11/26/14	25,000,000.00	0.17	14,888.89	25,000,000.00	24,937,280.50



Managed Account Detail of Securities Held

For the Month Ending **January 31, 2015**

SAN BERNARDINO COUNTY - 76990800

Security Type/Description Dated Date/Coupon/Maturity	CUSIP	Par	S&P Rating	Moody's Rating	Trade Date	Settle Date	Original Cost	YTM at Cost	Accrued Interest	Amortized Cost	Market Value
Certificate of Deposit											
WESTPAC BANKING CORP NY CERT DEPOS DTD 12/04/2014 0.370% 12/04/2015	96121TYG7	25,000,000.00	A-1+	P-1	12/03/14	12/04/14	25,000,000.00	0.37	15,159.72	25,000,000.00	24,987,949.75
BANK OF NOVA SCOTIA HOUSTON CERT DEPOS DTD 12/10/2014 0.360% 12/10/2015	06417HXP6	25,000,000.00	A-1	P-1	12/09/14	12/10/14	25,000,000.00	0.36	13,250.00	25,000,000.00	24,984,417.50
TORONTO DOMINION BANK NY CERT DEPOS DTD 12/16/2014 0.400% 01/04/2016	89112U3A7	25,000,000.00	A-1+	P-1	12/12/14	12/16/14	25,000,000.00	0.23	13,055.56	25,000,000.00	24,937,013.00
BANK OF NOVA SCOTIA HOUSTON CERT DEPOS DTD 12/29/2014 0.420% 01/04/2016	06417HYK6	25,000,000.00	A-1	P-1	12/29/14	12/29/14	25,000,000.00	0.22	9,916.67	25,000,000.00	24,939,154.75
WESTPAC BANKING CORP NY CERT DEPOS DTD 01/02/2015 0.460% 01/04/2016	96121TYQ5	25,000,000.00	A-1+	P-1	12/29/14	01/02/15	25,000,000.00	0.23	9,583.33	25,000,000.00	24,943,412.75
TORONTO DOMINION BANK NY CERT DEPOS DTD 01/09/2015 0.440% 01/15/2016	89112U6H9	25,000,000.00	A-1+	P-1	01/09/15	01/09/15	25,000,000.00	0.43	7,027.78	25,000,000.00	24,992,199.00
BMO HARRIS BANK NA CERT DEPOS DTD 01/23/2015 0.450% 02/01/2016	05574BDQ0	25,000,000.00	A-1	P-1	01/22/15	01/23/15	25,000,000.00	0.46	2,812.50	25,000,000.00	24,994,070.75
BANK OF NOVA SCOTIA HOUSTON CERT DEPOS DTD 01/28/2015 0.410% 02/01/2016	06417HA30	25,000,000.00	A-1	P-1	01/27/15	01/28/15	25,000,000.00	0.21	1,138.89	25,000,000.00	24,931,949.50
BMO HARRIS BANK NA CERT DEPOS DTD 01/30/2015 0.450% 02/01/2016	05574BDS6	25,000,000.00	A-1	P-1	01/29/15	01/30/15	25,000,000.00	0.23	625.00	25,000,000.00	24,937,011.00
Security Type Sub-Total		1,005,000,000.00					1,005,000,000.00	0.22	843,380.55	1,005,000,000.00	1,004,320,621.50
Bank Deposit Account											
STONECASTLE FICA	FICAMF003	50,000,000.00	NR	NR	08/20/14	08/20/14	50,000,000.00	0.15	0.00	50,000,000.00	50,000,000.00
Security Type Sub-Total		50,000,000.00					50,000,000.00	0.15	0.00	50,000,000.00	50,000,000.00



Managed Account Detail of Securities Held

For the Month Ending **January 31, 2015**

SAN BERNARDINO COUNTY - 76990800

Security Type/Description Dated Date/Coupon/Maturity	CUSIP	Par	S&P Rating	Moody's Rating	Trade Date	Settle Date	Original Cost	YTM at Cost	Accrued Interest	Amortized Cost	Market Value
Managed Account Sub-Total		4,388,335,000.00					4,409,529,772.60	0.44	5,679,338.53	4,397,843,928.70	4,405,110,990.56
Securities Sub-Total		\$4,388,335,000.00					\$4,409,529,772.60	0.44%	\$5,679,338.53	\$4,397,843,928.70	\$4,405,110,990.56
Accrued Interest											\$5,679,338.53
Total Investments											\$4,410,790,329.09



Managed Account Fair Market Value & Analytics

For the Month Ending **January 31, 2015**

SAN BERNARDINO COUNTY - 76990800

Security Type/Description	Dated Date/Coupon/Maturity	CUSIP	Par	Broker	Next Call Date	Market Price	Market Value	Unreal G/L On Cost	Unreal G/L Amort Cost	Effective Duration	Duration to Worst at Mkt	YTM
U.S. Treasury Bond / Note												
US TREASURY NOTES	DTD 02/15/2012 0.250% 02/15/2015	912828SE1	25,000,000.00	TOR DOM		100.00	25,000,975.00	(17,579.69)	396.00	0.04	0.04	0.15
US TREASURY NOTES	DTD 03/15/2012 0.375% 03/15/2015	912828SK7	25,000,000.00	DEUTSCHE		100.04	25,008,800.00	(48,817.19)	3,657.50	0.12	0.12	0.08
US TREASURY NOTES	DTD 06/15/2012 0.375% 06/15/2015	912828SZ4	50,000,000.00	BARCLAYS		100.11	50,056,650.00	(58,584.38)	28,941.00	0.37	0.37	0.07
US TREASURY NOTES	DTD 08/15/2012 0.250% 08/15/2015	912828TK6	50,000,000.00	GOLDMAN		100.08	50,041,000.00	281,234.37	84,496.50	0.54	0.54	0.10
US TREASURY NOTES	DTD 10/15/2012 0.250% 10/15/2015	912828TT7	25,000,000.00	MORGANST		100.06	25,015,625.00	130,859.37	42,753.50	0.70	0.70	0.16
US TREASURY NOTES	DTD 12/31/2010 2.125% 12/31/2015	912828PM6	25,000,000.00	TD SEC U		101.75	25,438,475.00	(504,884.38)	69,189.75	0.91	0.91	0.20
US TREASURY NOTES	DTD 01/31/2011 2.000% 01/31/2016	912828PS3	25,000,000.00	CITIGRP		101.77	25,441,400.00	(807,623.44)	58,372.75	0.99	0.99	0.23
US TREASURY NOTES	DTD 02/15/2013 0.375% 02/15/2016	912828UM0	25,000,000.00	DEUTSCHE		100.17	25,042,975.00	45,904.69	44,382.75	1.04	1.04	0.21
US TREASURY NOTES	DTD 02/15/2013 0.375% 02/15/2016	912828UM0	50,000,000.00	BK AMER		100.17	50,085,950.00	134,778.12	110,031.50	1.04	1.04	0.21
US TREASURY NOTES	DTD 03/31/2011 2.250% 03/31/2016	912828QA1	25,000,000.00	BMO_DIR		102.31	25,578,125.00	(364,257.81)	46,231.00	1.14	1.14	0.26
US TREASURY NOTES	DTD 05/15/2013 0.250% 05/15/2016	912828VC1	25,000,000.00	MIZUHO		99.95	24,988,275.00	121,087.50	67,608.75	1.28	1.28	0.29
US TREASURY NOTES	DTD 05/31/2011 1.750% 05/31/2016	912828QP8	25,000,000.00	DEUTSCHE		101.91	25,476,550.00	(201,184.38)	43,431.50	1.31	1.31	0.31
US TREASURY NOTES	DTD 06/17/2013 0.500% 06/15/2016	912828VG2	25,000,000.00	BARCLAYS		100.28	25,070,300.00	96,667.19	86,574.25	1.37	1.37	0.29
US TREASURY NOTES	DTD 08/01/2011 1.500% 07/31/2016	912828OX1	25,000,000.00	BARCLAYS		101.74	25,435,546.88	(452,148.43)	82,195.13	1.49	1.49	0.33
US TREASURY NOTES	DTD 08/01/2011 1.500% 07/31/2016	912828OX1	25,000,000.00	DAIWA		101.74	25,435,546.88	(123,046.87)	112,129.88	1.49	1.49	0.33
US TREASURY NOTES	DTD 10/31/2011 1.000% 10/31/2016	912828RM4	25,000,000.00	OTHER		101.05	25,261,725.00	69,342.19	113,481.00	1.73	1.73	0.40
US TREASURY NOTES	DTD 10/31/2011 1.000% 10/31/2016	912828RM4	25,000,000.00	DEUTSCHE		101.05	25,261,725.00	78,131.25	119,399.25	1.73	1.73	0.40



Managed Account Fair Market Value & Analytics

For the Month Ending **January 31, 2015**

SAN BERNARDINO COUNTY - 76990800

Security Type/Description	Dated Date/Coupon/Maturity	CUSIP	Par	Broker	Next Call Date	Market Price	Market Value	Unreal G/L On Cost	Unreal G/L Amort Cost	Effective Duration	Duration to Worst at Mkt	YTM
U.S. Treasury Bond / Note												
US TREASURY NOTES		912828FY1	25,000,000.00	CITIGRP		107.48	26,871,100.00	(985,345.31)	115,643.50	1.72	1.72	0.42
DTD 11/15/2006 4.625% 11/15/2016												
US TREASURY NOTES		912828RU6	25,000,000.00	BK AMER		100.80	25,201,171.88	43,945.32	56,703.88	1.81	1.81	0.43
DTD 11/30/2011 0.875% 11/30/2016												
US TREASURY NOTES		912828RX0	50,000,000.00	BARCLAYS		100.77	50,382,800.00	167,956.25	297,858.00	1.90	1.90	0.47
DTD 01/03/2012 0.875% 12/31/2016												
US TREASURY NOTES		912828RX0	50,000,000.00	JPMCHASE		100.77	50,382,800.00	179,675.00	302,439.00	1.90	1.90	0.47
DTD 01/03/2012 0.875% 12/31/2016												
US TREASURY NOTES		912828A91	25,000,000.00	CANTFITZ		100.54	25,134,775.00	109,384.37	111,161.50	1.94	1.94	0.47
DTD 01/15/2014 0.750% 01/15/2017												
US TREASURY NOTES		912828SC5	50,000,000.00	OPPENHIE		100.75	50,375,000.00	117,187.50	210,511.00	1.98	1.98	0.50
DTD 01/31/2012 0.875% 01/31/2017												
US TREASURY NOTES		912828S30	25,000,000.00	DEUTSCHE		100.75	25,187,500.00	198,242.19	195,121.50	2.05	2.05	0.51
DTD 02/29/2012 0.875% 02/28/2017												
US TREASURY NOTES		912828SM3	25,000,000.00	DAIWA		100.99	25,248,046.88	187,500.00	204,263.63	2.13	2.13	0.54
DTD 03/31/2012 1.000% 03/31/2017												
US TREASURY NOTES		912828SY7	15,000,000.00	BMO_DIR		100.13	15,019,920.00	152,927.81	121,278.30	2.31	2.31	0.57
DTD 05/31/2012 0.625% 05/31/2017												
US TREASURY NOTES		912828TB6	25,000,000.00	JPMCHASE		100.38	25,093,750.00	295,898.44	248,141.50	2.39	2.39	0.59
DTD 07/02/2012 0.750% 06/30/2017												
US TREASURY NOTES		912828TM2	25,000,000.00	JPMCHASE		99.89	24,972,650.00	296,868.75	232,678.75	2.55	2.55	0.67
DTD 08/31/2012 0.625% 08/31/2017												
Security Type Sub-Total			840,000,000.00				847,509,157.52	(855,881.57)	3,209,072.57	1.39	1.39	0.34
Money Market Fund												
FEDERATED GOVT OBLIGATIONS FUND		60934N104	11,000,000.00			1.00	11,000,000.00	0.00	0.00	0.00	0.00	0.01
FIDELITY GOV'T MM FUND 57		316175108	14,000,000.00			1.00	14,000,000.00	0.00	0.00	0.00	0.00	0.00
Security Type Sub-Total			25,000,000.00				25,000,000.00	0.00	0.00	0.00	0.00	0.01
Joint Powers Authority												
CALIFORNIA ASSET MANAGEMENT PROGRAM		CAMPFM025	50,000,000.00	DIRECT		1.00	50,000,000.00	0.00	0.00	0.00	0.00	0.06



Managed Account Fair Market Value & Analytics

For the Month Ending **January 31, 2015**

SAN BERNARDINO COUNTY - 76990800

Security Type/Description Dated Date/Coupon/Maturity	CUSIP	Par	Broker	Next Call Date	Market Price	Market Value	Unreal G/L On Cost	Unreal G/L Amort Cost	Effective Duration	Duration to Worst at Mkt	YTM
Security Type Sub-Total		50,000,000.00				50,000,000.00	0.00	0.00	0.00	0.00	0.06
Federal Agency Bond / Note											
FFCB NOTES DTD 05/01/2012 0.500% 05/01/2015	3133EANJ3	25,000,000.00	MORGANST		100.10	25,023,800.00	59,525.00	26,800.25	0.25	0.25	0.12
FANNIE MAE GLOBAL NOTES DTD 05/21/2012 0.500% 07/02/2015	3135G0LN1	25,000,000.00	CSFB		100.14	25,034,350.00	(13,650.00)	24,536.25	0.42	0.42	0.17
FHLMC NOTES (EX-CALLABLE) DTD 03/18/2013 0.420% 09/18/2015	3134G36F2	25,000,000.00	UBS AG		100.15	25,038,650.00	101,150.00	58,073.75	0.63	0.63	0.17
FHLMC NOTES (EX-CALLABLE) DTD 09/25/2012 0.500% 09/25/2015	3134G3L24	15,000,000.00	JPMCHASE		100.21	15,031,080.00	31,080.00	31,080.00	0.65	0.65	0.18
FHLMC NOTES (EX-CALLABLE) DTD 09/25/2012 0.500% 09/25/2015	3134G3L24	15,000,000.00	UBS AG		100.21	15,031,080.00	31,080.00	31,080.00	0.65	0.65	0.18
FHLMC NOTES (EX-CALLABLE) DTD 09/25/2012 0.500% 09/25/2015	3134G3L24	20,000,000.00	CSFB		100.21	20,041,440.00	41,440.00	41,440.00	0.65	0.65	0.18
FNMA NOTES (EX-CALLABLE) DTD 10/15/2010 1.875% 10/15/2015	31398A4K5	10,000,000.00	SUNTRUST		101.16	10,115,910.00	(171,390.00)	27,357.70	0.70	0.70	0.23
FNMA NOTES DTD 09/27/2010 1.625% 10/26/2015	31398A4M1	25,000,000.00	MERRILL		101.04	25,260,625.00	(461,125.00)	38,773.25	0.73	0.73	0.21
FFCB NOTES AGENCY DTD 02/05/2014 0.310% 11/05/2015	3133EDET5	50,000,000.00	JPMCHASE		100.05	50,026,500.00	36,500.00	30,862.50	0.76	0.76	0.24
FHLMC NOTES DTD 11/06/2012 0.450% 11/24/2015	3134G3W55	25,000,000.00	WELLSFAR		100.17	25,043,400.00	120,900.00	69,702.25	0.81	0.81	0.24
FHLB NOTES DTD 11/05/2010 1.375% 12/11/2015	313371NW2	25,000,000.00	MIZUHO		100.92	25,229,075.00	(395,925.00)	32,530.50	0.86	0.86	0.31
FHLB NOTES DTD 09/19/2014 0.300% 12/18/2015	3130A32K9	25,000,000.00	MORGANST		100.01	25,002,325.00	(13,007.50)	(9,801.75)	0.88	0.88	0.29
FANNIE MAE GLOBAL NOTES DTD 01/18/2011 2.250% 03/15/2016	3135G0AL7	50,000,000.00	CANTFITZ		102.16	51,081,950.00	(1,799,550.00)	281,636.50	1.10	1.10	0.32
FANNIE MAE GLOBAL NOTES DTD 01/18/2011 2.250% 03/15/2016	3135G0AL7	50,000,000.00	CANTFITZ		102.16	51,081,950.00	(1,799,550.00)	281,636.50	1.10	1.10	0.32
FANNIE MAE GLOBAL NOTES DTD 02/15/2013 0.500% 03/30/2016	3135G0VA8	40,000,000.00	CITIGRP		100.28	40,111,480.00	157,080.00	128,560.00	1.16	1.16	0.26
FFCB NOTES DTD 11/25/2014 0.375% 05/25/2016	3133EECW8	25,000,000.00	RBC CAP		100.25	25,062,175.00	62,175.00	62,175.00	1.31	1.31	0.19



Managed Account Fair Market Value & Analytics

For the Month Ending **January 31, 2015**

SAN BERNARDINO COUNTY - 76990800

Security Type/Description	Dated Date/Coupon/Maturity	CUSIP	Par	Broker	Next Call Date	Market Price	Market Value	Unreal G/L On Cost	Unreal G/L Amort Cost	Effective Duration	Duration to Worst at Mkt	YTM
Federal Agency Bond / Note												
FFCB NOTES		3133EECW8	25,000,000.00	WELLSFAR		100.25	25,062,175.00	62,175.00	62,175.00	1.31	1.31	0.19
DTD 11/25/2014 0.375% 05/25/2016												
FHLMC NOTES		3137EACT4	50,000,000.00	MORGANST		102.84	51,420,000.00	(1,852,500.00)	136,057.50	1.30	1.30	0.35
DTD 04/08/2011 2.500% 05/27/2016												
FHLB NOTES		313383OU8	25,000,000.00	WELLSFAR		100.48	25,119,250.00	121,750.00	120,486.50	1.47	1.47	0.48
DTD 07/22/2013 0.800% 07/22/2016												
FHLB NOTES		3130A3M50	36,450,000.00	WELLSFAR		100.13	36,497,676.60	73,556.10	71,072.40	1.49	1.49	0.34
DTD 12/01/2014 0.430% 08/01/2016												
FNMA NOTES		3135G0YE7	50,000,000.00	BARCLAYS		100.32	50,162,000.00	322,500.00	243,655.50	1.56	1.56	0.42
DTD 07/19/2013 0.625% 08/26/2016												
FHLB NOTES		313370TW8	25,000,000.00	MORGANST		102.47	25,617,375.00	(39,625.00)	26,489.75	1.57	1.57	0.45
DTD 08/26/2010 2.000% 09/09/2016												
FNMA NOTES AGENCY (EX-CALLABLE)		3135G0VX8	25,000,000.00	DAIWA		100.17	25,043,650.00	473,650.00	278,134.50	1.64	1.64	0.52
DTD 03/26/2013 0.625% 09/26/2016												
FHLB NOTES		3130A2T97	15,000,000.00	MORGANST		100.11	15,016,260.00	50,010.00	42,437.85	1.65	1.65	0.43
DTD 08/07/2014 0.500% 09/28/2016												
FHLMC NOTES		3137EADS5	25,000,000.00	JPMCHASE		100.66	25,164,325.00	168,075.00	166,386.00	1.69	1.69	0.49
DTD 08/16/2013 0.875% 10/14/2016												
FFCB NOTES		3133EDX98	25,000,000.00	WELLSFAR		100.16	25,040,450.00	65,450.00	61,752.75	1.69	1.69	0.50
DTD 10/14/2014 0.600% 10/14/2016												
FHLMC NOTES		3137EADS5	25,000,000.00	WELLSFAR		100.66	25,164,325.00	52,825.00	70,345.25	1.69	1.69	0.49
DTD 08/16/2013 0.875% 10/14/2016												
FANNIE MAE NOTES		3135G0ES8	25,000,000.00	BARCLAYS		101.57	25,391,775.00	(315,475.00)	29,168.50	1.76	1.76	0.49
DTD 10/20/2011 1.375% 11/15/2016												
FANNIE MAE NOTES		3135G0ES8	25,000,000.00	BNP DIR		101.57	25,391,775.00	(171,725.00)	97,885.50	1.76	1.76	0.49
DTD 10/20/2011 1.375% 11/15/2016												
FANNIE MAE NOTES		3135G0ES8	25,000,000.00	BNP DIR		101.57	25,391,775.00	(101,975.00)	96,665.75	1.76	1.76	0.49
DTD 10/20/2011 1.375% 11/15/2016												
FHLB NOTES (CALLABLE)		313383G62	20,690,000.00	JPMCHASE	02/19/15	100.02	20,693,786.27	181,099.57	100,104.63	0.63	0.05	0.74
DTD 06/19/2013 0.750% 12/19/2016												
FHLB NOTES		3130A0C65	20,000,000.00	JPMCHASE		100.22	20,043,720.00	100,920.00	78,874.20	1.89	1.89	0.51
DTD 11/15/2013 0.625% 12/28/2016												
FHLMC NOTES (CALLABLE)		3134G6AW3	50,000,000.00	DEUTSCHE	01/27/16	100.04	50,017,600.00	17,600.00	17,600.00	1.46	0.98	0.68
DTD 01/27/2015 0.700% 01/27/2017												



Managed Account Fair Market Value & Analytics

For the Month Ending **January 31, 2015**

SAN BERNARDINO COUNTY - 76990800

Security Type/Description	Dated Date/Coupon/Maturity	CUSIP	Par	Broker	Next Call Date	Market Price	Market Value	Unreal G/L On Cost	Unreal G/L Amort Cost	Effective Duration	Duration to Worst at Mkt	YTM
Federal Agency Bond / Note												
FANNIE MAE GLOBAL NOTES	DTD 01/09/2012 1.250% 01/30/2017	3135G0GY3	50,000,000.00	WELLSFAR		101.35	50,675,050.00	(70,950.00)	22,667.00	1.98	1.98	0.57
FANNIE MAE GLOBAL NOTES	DTD 01/09/2012 1.250% 01/30/2017	3135G0GY3	50,000,000.00	MIZUHO		101.35	50,675,050.00	(37,950.00)	43,109.00	1.98	1.98	0.57
FHLMC NOTES	DTD 01/21/2014 0.875% 02/22/2017	3137EADT3	25,000,000.00	GOLDMAN		100.59	25,147,325.00	187,575.00	174,320.50	2.03	2.03	0.59
FFCB (FLOATING) NOTES	DTD 02/27/2014 0.223% 02/27/2017	3133EDFW7	30,000,000.00	JPMCHASE		100.13	30,037,950.00	37,950.00	37,950.00	0.08	2.07	0.16
FHLB NOTES	DTD 02/06/2012 0.875% 03/10/2017	3133782N0	25,000,000.00	TOR DOM		100.54	25,136,025.00	160,800.50	159,692.25	2.08	2.08	0.61
FFCB (FLOATING) NOTES	DTD 04/17/2014 0.218% 04/17/2017	3133EDJX1	25,000,000.00	JPMCHASE		100.05	25,011,650.00	11,650.00	11,650.00	0.08	2.21	0.20
FHLMC NOTES	DTD 12/30/2014 0.990% 06/30/2017	3134G5VY8	50,000,000.00	DIRECT		100.69	50,344,750.00	344,750.00	344,750.00	2.38	2.38	0.70
FANNIE MAE GLOBAL NOTES	DTD 07/20/2012 0.875% 08/28/2017	3135G0MZ3	50,000,000.00	MORGANST		100.38	50,192,300.00	146,300.00	168,064.00	2.53	2.53	0.72
FNMA NOTES	DTD 08/25/2014 1.000% 09/27/2017	3135G0ZL0	10,000,000.00	MORGANST		100.52	10,052,150.00	87,850.00	82,929.70	2.61	2.61	0.80
FHLB NOTES	DTD 09/03/2014 1.100% 09/29/2017	3130A2XL5	15,000,000.00	WELLSFAR		100.39	15,058,050.00	83,100.00	79,858.50	2.61	2.61	0.95
FHLB NOTES	DTD 09/03/2014 1.100% 09/29/2017	3130A2XL5	25,000,000.00	GILFORD		100.39	25,096,750.00	134,750.00	129,835.75	2.61	2.61	0.95
FHLB NOTES (CALLABLE) BONDS	DTD 11/09/2012 1.000% 11/09/2017	3133813R4	25,000,000.00	DEUTSCHE	02/09/15	99.85	24,963,150.00	(21,850.00)	(28,285.75)	1.51	2.72	1.05
FNMA NOTES (CALLABLE)	DTD 11/15/2012 1.000% 11/15/2017	3135G0RO8	25,000,000.00	GOLDMAN	02/15/15	100.03	25,007,375.00	(25,125.00)	7,375.00	1.69	0.04	0.99
FFCB NOTES	DTD 12/18/2014 1.125% 12/18/2017	3133EEFE5	25,000,000.00	WELLSFAR		100.75	25,187,400.00	211,475.00	210,530.25	2.83	2.83	0.86
FFCB NOTES	DTD 12/18/2014 1.125% 12/18/2017	3133EEFE5	25,000,000.00	MERRILL		100.75	25,187,400.00	211,400.00	210,458.25	2.83	2.83	0.86
FNMA NOTES (CALLABLE)	DTD 12/26/2012 1.000% 12/26/2017	3135G0SJ3	22,155,000.00	MORGANST	03/26/15	99.96	22,145,495.51	(13,935.49)	(9,504.49)	1.65	2.85	1.01
FHLMC NOTES	DTD 11/21/2012 0.750% 01/12/2018	3137EADN6	25,000,000.00	MORGANST		99.57	24,893,350.00	236,600.00	99,696.00	2.91	2.91	0.90



Managed Account Fair Market Value & Analytics

For the Month Ending **January 31, 2015**

SAN BERNARDINO COUNTY - 76990800

Security Type/Description	Dated Date/Coupon/Maturity	CUSIP	Par	Broker	Next Call Date	Market Price	Market Value	Unreal G/L On Cost	Unreal G/L Amort Cost	Effective Duration	Duration to Worst at Mkt	YTM
Federal Agency Bond / Note												
FHLMC NOTES		3137EADN6	25,000,000.00	BK AMER		99.57	24,893,350.00	223,100.00	91,774.50	2.91	2.91	0.90
DTD 11/21/2012 0.750% 01/12/2018												
Security Type Sub-Total			1,469,295,000.00				1,479,158,278.38	(2,897,466.82)	4,692,604.74	1.51	1.57	0.49
Corporate Note												
WAL MART STORES INC. CORP NOTES		931142CX9	4,055,000.00	JPMCHASE		100.78	4,086,645.22	(40,209.38)	(1,227.00)	0.73	0.73	0.43
DTD 10/25/2010 1.500% 10/25/2015												
GENERAL ELECTRIC CO CORPORATE NOTES		36962G6M1	25,000,000.00	WELLSFAR		100.46	25,115,500.00	(11,750.00)	(7,778.50)	0.86	0.86	0.46
DTD 12/12/2012 1.000% 12/11/2015												
GENERAL ELEC CAP CORP (FLOATING)		36962G6Q2	25,000,000.00	JPMCHASE		100.51	25,127,500.00	(72,750.00)	27,937.50	0.25	0.93	0.32
DTD 01/08/2013 0.851% 01/08/2016												
GENERAL ELEC CAP CORP (FLOAT)		36962G7E8	20,450,000.00	JPMCHASE		100.18	20,486,073.80	11,738.30	21,630.37	0.25	0.95	0.30
DTD 01/14/2014 0.483% 01/14/2016												
GENERAL ELEC CAP CORP (FLOAT)		36962G5T7	5,035,000.00	VINING		100.66	5,068,034.64	(25,572.76)	1,615.99	0.25	1.01	0.39
DTD 02/08/2012 1.032% 02/08/2016												
WAL-MART STORES INC CORP NOTES		931142DN0	1,500,000.00	CITIGRP		100.59	1,508,872.50	9,097.50	9,040.02	2.19	2.19	0.73
DTD 04/22/2014 1.000% 04/21/2017												
Security Type Sub-Total			81,040,000.00				81,392,626.16	(129,446.34)	51,218.38	0.50	0.93	0.38
Commercial Paper												
NATIXIS US BRANCH COMM PAPER		63873KP27	18,000,000.00	BARCLAYS		100.00	17,999,802.00	(93.00)	(163.08)	0.01	0.01	0.20
-- 0.000% 02/02/2015												
JP MORGAN SECURITIES LLC COMM PAPER		46640QP21	50,000,000.00	JPMCHASE		100.00	49,999,200.00	25,311.11	(522.00)	0.01	0.01	0.29
-- 0.000% 02/02/2015												
NATIXIS US BRANCH COMM PAPER		63873KP27	50,000,000.00	BARCLAYS		100.00	49,999,450.00	(258.33)	(453.00)	0.01	0.01	0.20
-- 0.000% 02/02/2015												
US BANK NA INT BEAR COMM PAPER		90349QUP6	50,000,000.00	US BANK		100.00	50,000,000.00	0.00	0.00	0.01	0.01	0.10
DTD 01/30/2015 0.100% 02/02/2015												
US BANK NA INT BEAR COMM PAPER		90349QUP6	50,000,000.00	US BANK		100.00	50,000,000.00	0.00	0.00	0.01	0.01	0.10
DTD 01/30/2015 0.100% 02/02/2015												



Managed Account Fair Market Value & Analytics

For the Month Ending **January 31, 2015**

SAN BERNARDINO COUNTY - 76990800

Security Type/Description	Dated Date/Coupon/Maturity	CUSIP	Par	Broker	Next Call Date	Market Price	Market Value	Unreal G/L On Cost	Unreal G/L Amort Cost	Effective Duration	Duration to Worst at Mkt	YTM
Commercial Paper												
US BANK NA INT BEAR COMM PAPER		90349OUP6	50,000,000.00	US BANK		100.00	50,000,000.00	0.00	0.00	0.01	0.01	0.10
DTD 01/30/2015 0.100% 02/02/2015												
JP MORGAN SECURITIES LLC COMM PAPER		46640QP47	30,000,000.00	JPMCHASE		100.00	29,999,220.00	14,386.67	(279.90)	0.01	0.01	0.23
DTD 11/05/2014 0.000% 02/04/2015												
BANK OF TOKYO MITSUBISHI COMM PAPER		06538CP96	50,000,000.00	MORGANST		100.00	49,998,050.00	5,605.56	(172.00)	0.02	0.02	0.16
-- 0.000% 02/09/2015												
JP MORGAN SECURITIES LLC COMM PAPER		46640QPJ4	25,000,000.00	JPMCHASE		99.99	24,997,500.00	10,138.89	(139.00)	0.05	0.05	0.20
-- 0.000% 02/18/2015												
BANK OF TOKYO MITSUBISHI LTD COMM PAPER		06538CPL9	50,000,000.00	CITIGRP		99.99	49,995,350.00	5,127.78	(428.00)	0.05	0.05	0.17
-- 0.000% 02/20/2015												
JP MORGAN SECURITIES LLC COMM PAPER		46640QQ20	20,000,000.00	JPMCHASE		99.98	19,996,560.00	7,060.00	(56.60)	0.08	0.08	0.21
-- 0.000% 03/02/2015												
JP MORGAN SECURITIES LLC COMM PAPER		46640OQ20	25,000,000.00	JPMCHASE		99.98	24,995,700.00	8,338.89	(272.25)	0.08	0.08	0.21
-- 0.000% 03/02/2015												
JP MORGAN SECURITIES LLC COMM PAPER		46640QR11	25,000,000.00	JPMCHASE		99.97	24,991,525.00	5,816.67	129.25	0.16	0.16	0.20
-- 0.000% 04/01/2015												
JP MORGAN SECURITIES LLC COMM PAPER		46640OR11	25,000,000.00	JPMCHASE		99.97	24,991,525.00	4,795.83	129.25	0.16	0.16	0.20
-- 0.000% 04/01/2015												
BANK OF TOKYO MITSUBISHI COMM PAPER		06538CR11	50,000,000.00	MORGANST		99.96	49,982,100.00	(1,538.89)	(2,330.50)	0.16	0.16	0.21
-- 0.000% 04/01/2015												
EXXON MOBIL CORP COMM PAPER		30229BRA7	50,000,000.00	EXXON		99.97	49,983,750.00	861.11	(3,028.00)	0.19	0.19	0.17
-- 0.000% 04/10/2015												
TOYOTA MOTOR CREDIT CORP COMM PAPER		89233HRO9	50,000,000.00	TOYOTA		99.96	49,978,550.00	4,800.00	(950.00)	0.23	0.23	0.19
-- 0.000% 04/24/2015												
BANK OF TOKYO MITSUBISHI UFJ COMM PAPER		06538CRO6	50,000,000.00	BTM_DIR		99.95	49,972,700.00	(147.22)	(1,105.50)	0.23	0.23	0.24
-- 0.000% 04/24/2015												
TOYOTA MOTOR CREDIT CORP COMM PAPER		89233HS13	25,000,000.00	TOYOTA		99.95	24,987,950.00	13,505.56	311.00	0.25	0.25	0.19
-- 0.000% 05/01/2015												



Managed Account Fair Market Value & Analytics

For the Month Ending **January 31, 2015**

SAN BERNARDINO COUNTY - 76990800

Security Type/Description Dated Date/Coupon/Maturity	CUSIP	Par	Broker	Next Call Date	Market Price	Market Value	Unreal G/L On Cost	Unreal G/L Amort Cost	Effective Duration	Duration to Worst at Mkt	YTM
Commercial Paper											
TOYOTA MOTOR CREDIT CORP COMM PAPER -- 0.000% 05/01/2015	89233HS13	25,000,000.00	TOYOTA		99.95	24,987,950.00	7,811.11	311.00	0.25	0.25	0.19
GENERAL ELEC CAP CORP COMM PAPER -- 0.000% 05/07/2015	36959JS79	25,000,000.00	GE CO		99.96	24,989,125.00	9,819.44	2,319.50	0.26	0.26	0.16
TOYOTA MOTOR CREDIT CORP COMM PAPER -- 0.000% 06/29/2015	89233HTV6	25,000,000.00	TOYOTA		99.90	24,973,950.00	1,616.67	(1,383.25)	0.41	0.41	0.25
TOYOTA MOTOR CREDIT CORP COMM PAPER -- 0.000% 09/01/2015	89233HW18	25,000,000.00	TOYOTA		99.82	24,955,175.00	10,591.67	(658.25)	0.58	0.58	0.30
TOYOTA MOTOR CREDIT CORP COMM PAPER -- 0.000% 09/01/2015	89233HW18	25,000,000.00	TOYOTA		99.82	24,955,175.00	9,841.67	2,286.00	0.58	0.58	0.30
Security Type Sub-Total		868,000,000.00				867,730,307.00	143,391.19	(6,455.33)	0.14	0.14	0.19

Certificate of Deposit											
TORONTO DOMINION BANK NY CERT DEPOS DTD 01/29/2014 0.300% 02/02/2015	89112TK60	25,000,000.00	TOR DOM		100.00	24,999,205.50	(794.50)	(794.50)	0.01	0.01	0.12
WELLS FARGO BANK NA CERT DEPOS DTD 08/06/2014 0.210% 02/02/2015	94988E6B9	25,000,000.00	WELLSFAR		100.00	25,000,245.00	245.00	245.00	0.01	0.01	0.12
SVENSKA HANDELSBANKEN NY CERT DEPOS DTD 11/25/2014 0.150% 02/02/2015	86958DLA8	50,000,000.00	SVENSKA		100.00	50,000,155.00	155.00	155.00	0.01	0.01	0.12
BANK OF MONTREAL CHICAGO CERT DEPOS DTD 12/02/2014 0.140% 02/02/2015	06366CMK1	50,000,000.00	BMO_DIR		100.00	50,000,100.00	100.00	100.00	0.01	0.01	0.12
BANK OF NOVA SCOTIA HOUSTON CERT DEPOS DTD 12/29/2014 0.120% 03/02/2015	06417HYL4	25,000,000.00	BNS		99.99	24,998,329.50	(1,670.50)	(1,670.50)	0.08	0.08	0.16
NORDEA BANK FINLAND NY CERT DEPOS DTD 12/02/2014 0.170% 03/02/2015	65558E6U7	50,000,000.00	MORGANST		100.00	50,000,820.00	820.00	820.00	0.08	0.08	0.16



Managed Account Fair Market Value & Analytics

For the Month Ending **January 31, 2015**

SAN BERNARDINO COUNTY - 76990800

Security Type/Description Dated Date/Coupon/Maturity	CUSIP	Par	Broker	Next Call Date	Market Price	Market Value	Unreal G/L On Cost	Unreal G/L Amort Cost	Effective Duration	Duration to Worst at Mkt	YTM
Certificate of Deposit											
WELLS FARGO BANK NA CERT DEPOS DTD 08/27/2014 0.220% 03/03/2015	94988E6Z6	25,000,000.00	WELLSFAR		100.01	25,002,522.50	2,522.50	2,522.50	0.08	0.08	0.16
BANK OF MONTREAL CHICAGO CERT DEPOS DTD 12/02/2014 0.170% 03/03/2015	06366CMN5	25,000,000.00	BMO_DIR		100.00	25,000,380.00	380.00	380.00	0.08	0.08	0.16
BANK OF MONTREAL CHICAGO CERT DEPOS DTD 12/11/2014 0.170% 03/06/2015	06366CPO5	30,000,000.00	BMO_DIR		100.00	30,000,330.00	330.00	330.00	0.09	0.09	0.16
SVENSKA HANDELSBANKEN NY CERT DEPOS DTD 12/09/2014 0.170% 03/09/2015	86958DLW0	25,000,000.00	SVENSKA		100.00	25,000,145.00	145.00	145.00	0.10	0.10	0.17
WESTPAC BANKING CORP NY CERT DEPOS DTD 03/25/2014 0.290% 03/19/2015	96121TVQ8	50,000,000.00	MORGANST		100.03	50,014,615.00	14,615.00	14,615.00	0.13	0.13	0.18
BANK OF NOVA SCOTIA HOUSTON CERT DEPOS DTD 03/31/2014 0.280% 04/01/2015	06417HHV1	25,000,000.00	BNS		100.03	25,007,405.00	7,405.00	7,405.00	0.16	0.16	0.19
WELLS FARGO BANK NA CERT DEPOS DTD 10/08/2014 0.230% 05/01/2015	94988EAK4	25,000,000.00	WELLSFAR		100.00	25,000,157.50	157.50	157.50	0.25	0.25	0.23
WELLS FARGO BANK NA CERT DEPOS DTD 11/19/2014 0.230% 05/19/2015	94988EB72	25,000,000.00	WELLSFAR		99.99	24,997,216.00	(2,784.00)	(2,784.00)	0.30	0.30	0.25
WELLS FARGO BANK NA CERT DEPOS DTD 12/04/2014 0.230% 06/03/2015	94988EC97	25,000,000.00	WELLSFAR		99.98	24,994,033.75	(5,966.25)	(5,966.25)	0.34	0.34	0.26
BANK OF NOVA SCOTIA HOUSTON CERT DEPOS DTD 06/30/2014 0.280% 07/01/2015	06417HPC4	25,000,000.00	BNS		99.99	24,996,555.75	(3,444.25)	(3,444.25)	0.41	0.41	0.30
TORONTO DOMINION BANK NY CERT DEPOS DTD 09/09/2014 0.300% 07/01/2015	89112UVH1	25,000,000.00	ICAP		100.00	25,000,797.50	797.50	797.50	0.41	0.41	0.30
BANK OF NOVA SCOTIA HOUSTON CERT DEPOS DTD 07/15/2014 0.290% 07/15/2015	06417HOJ8	25,000,000.00	BNS		99.98	24,995,013.50	(4,986.50)	(4,986.50)	0.45	0.45	0.31
TORONTO DOMINION BANK NY CERT DEPOS DTD 07/17/2014 0.300% 07/20/2015	89112UPE5	25,000,000.00	TOR DOM		99.98	24,995,917.25	(4,082.75)	(4,082.75)	0.47	0.47	0.32



Managed Account Fair Market Value & Analytics

For the Month Ending **January 31, 2015**

SAN BERNARDINO COUNTY - 76990800

Security Type/Description Dated Date/Coupon/Maturity	CUSIP	Par	Broker	Next Call Date	Market Price	Market Value	Unreal G/L On Cost	Unreal G/L Amort Cost	Effective Duration	Duration to Worst at Mkt	YTM
Certificate of Deposit											
ROYAL BANK OF CANADA NY CERT DEPOS DTD 07/24/2014 0.265% 07/24/2015	78009NRR9	25,000,000.00	DIRECT		99.95	24,986,367.25	(13,632.75)	(13,632.75)	0.48	0.48	0.32
BANK OF NOVA SCOTIA HOUSTON CERT DEPOS DTD 07/31/2014 0.300% 08/03/2015	06417HQY5	25,000,000.00	BNS		99.83	24,957,921.25	(42,078.75)	(42,078.75)	0.50	0.50	0.33
TORONTO DOMINION BANK NY CERT DEPOS DTD 09/30/2014 0.350% 10/01/2015	89112UYE5	25,000,000.00	TOR DOM		99.81	24,951,631.25	(48,368.75)	(48,368.75)	0.66	0.66	0.38
WESTPAC BANKING CORP NY CERT DEPOS DTD 10/17/2014 0.310% 11/02/2015	96121TXW3	25,000,000.00	WELLSFAR		99.76	24,940,723.50	(59,276.50)	(59,276.50)	0.75	0.75	0.40
TORONTO DOMINION BANK NY CERT DEPOS DTD 10/29/2014 0.320% 11/02/2015	89112UG47	25,000,000.00	TOR DOM		99.78	24,943,915.00	(56,085.00)	(56,085.00)	0.75	0.75	0.40
WESTPAC BANKING CORP NY CERT DEPOS DTD 11/10/2014 0.330% 11/02/2015	96121TYE2	25,000,000.00	ICAP		99.86	24,966,231.50	(33,768.50)	(33,768.50)	0.75	0.75	0.40
WESTPAC BANKING CORP NY CERT DEPOS DTD 11/17/2014 0.340% 11/17/2015	96121TYF9	25,000,000.00	ICAP		99.94	24,985,429.50	(14,570.50)	(14,570.50)	0.79	0.79	0.41
TORONTO DOMINION BANK NY CERT DEPOS DTD 11/26/2014 0.320% 11/30/2015	89112US44	25,000,000.00	TOR DOM		99.75	24,937,280.50	(62,719.50)	(62,719.50)	0.83	0.83	0.43
WESTPAC BANKING CORP NY CERT DEPOS DTD 12/04/2014 0.370% 12/04/2015	96121TYG7	25,000,000.00	ICAP		99.95	24,987,949.75	(12,050.25)	(12,050.25)	0.84	0.84	0.43
BANK OF NOVA SCOTIA HOUSTON CERT DEPOS DTD 12/10/2014 0.360% 12/10/2015	06417HXP6	25,000,000.00	BNS		99.94	24,984,417.50	(15,582.50)	(15,582.50)	0.86	0.86	0.43
TORONTO DOMINION BANK NY CERT DEPOS DTD 12/16/2014 0.400% 01/04/2016	89112U3A7	25,000,000.00	ICAP		99.75	24,937,013.00	(62,987.00)	(62,987.00)	0.92	0.92	0.46
BANK OF NOVA SCOTIA HOUSTON CERT DEPOS DTD 12/29/2014 0.420% 01/04/2016	06417HYK6	25,000,000.00	BNS		99.76	24,939,154.75	(60,845.25)	(60,845.25)	0.92	0.92	0.46
WESTPAC BANKING CORP NY CERT DEPOS DTD 01/02/2015 0.460% 01/04/2016	96121TYQ5	25,000,000.00	UBS AG		99.77	24,943,412.75	(56,587.25)	(56,587.25)	0.92	0.92	0.46



Managed Account Fair Market Value & Analytics

For the Month Ending **January 31, 2015**

SAN BERNARDINO COUNTY - 76990800

Security Type/Description Dated Date/Coupon/Maturity	CUSIP	Par	Broker	Next Call Date	Market Price	Market Value	Unreal G/L On Cost	Unreal G/L Amort Cost	Effective Duration	Duration to Worst at Mkt	YTM
Certificate of Deposit											
TORONTO DOMINION BANK NY CERT DEPOS DTD 01/09/2015 0.440% 01/15/2016	89112U6H9	25,000,000.00	TOR DOM		99.97	24,992,199.00	(7,801.00)	(7,801.00)	0.97	0.97	0.47
BMO HARRIS BANK NA CERT DEPOS DTD 01/23/2015 0.450% 02/01/2016	05574BDO0	25,000,000.00	BMOHAR		99.98	24,994,070.75	(5,929.25)	(5,929.25)	1.00	1.00	0.48
BANK OF NOVA SCOTIA HOUSTON CERT DEPOS DTD 01/28/2015 0.410% 02/01/2016	06417HA30	25,000,000.00	MORGANST		99.73	24,931,949.50	(68,050.50)	(68,050.50)	1.00	1.00	0.48
BMO HARRIS BANK NA CERT DEPOS DTD 01/30/2015 0.450% 02/01/2016	05574BDS6	25,000,000.00	HSBC		99.75	24,937,011.00	(62,989.00)	(62,989.00)	1.00	1.00	0.48
Security Type Sub-Total		1,005,000,000.00				1,004,320,621.50	(679,378.50)	(679,378.50)	0.44	0.44	0.29
Bank Deposit Account											
STONECASTLE FICA	FICAMF003	50,000,000.00	OTHER		1.00	50,000,000.00	0.00	0.00	0.00	0.00	0.15
Security Type Sub-Total		50,000,000.00				50,000,000.00	0.00	0.00	0.00	0.00	0.15
Managed Account Sub-Total		4,388,335,000.00				4,405,110,990.56	(4,418,782.04)	7,267,061.86	0.91	0.94	0.34
Securities Sub-Total		\$4,388,335,000.00				\$4,405,110,990.56	(\$4,418,782.04)	\$7,267,061.86	0.91	0.94	0.34%
Accrued Interest						\$5,679,338.53					
Total Investments						\$4,410,790,329.09					



Managed Account Security Transactions & Interest

For the Month Ending **January 31, 2015**

SAN BERNARDINO COUNTY - 76990800

Transaction Type		Security Description	CUSIP	Par	Principal Proceeds	Accrued Interest	Total	Realized G/L Cost	Realized G/L Amort Cost	Sale Method
Trade	Settle									
BUY										
12/29/14	01/02/15	WESTPAC BANKING CORP NY CERT DEPOS DTD 01/02/2015 0.460% 01/04/2016	96121TYQ5	25,000,000.00	(25,000,000.00)	0.00	(25,000,000.00)			
01/02/15	01/02/15	CREDIT AGRICOLE CIB NY COMM PAPER -- 0.000% 01/05/2015	22533UN58	50,000,000.00	(49,999,458.33)	0.00	(49,999,458.33)			
01/02/15	01/02/15	CREDIT AGRICOLE CIB NY COMM PAPER -- 0.000% 01/05/2015	22533UN58	50,000,000.00	(49,999,458.33)	0.00	(49,999,458.33)			
01/02/15	01/02/15	CREDIT AGRICOLE CIB NY COMM PAPER -- 0.000% 01/05/2015	22533UN58	50,000,000.00	(49,999,458.33)	0.00	(49,999,458.33)			
01/02/15	01/02/15	CREDIT AGRICOLE CIB NY COMM PAPER -- 0.000% 01/05/2015	22533UN58	50,000,000.00	(49,999,458.33)	0.00	(49,999,458.33)			
01/02/15	01/02/15	US BANK NA INT BEAR CP DTD 01/02/2015 0.100% 01/05/2015	90349QSQ7	50,000,000.00	(50,000,000.00)	0.00	(50,000,000.00)			
01/02/15	01/02/15	US BANK NA INT BEAR CP DTD 01/02/2015 0.100% 01/05/2015	90349OSO7	50,000,000.00	(50,000,000.00)	0.00	(50,000,000.00)			
01/02/15	01/02/15	US BANK NA INT BEAR CP DTD 01/02/2015 0.100% 01/05/2015	90349OSO7	50,000,000.00	(50,000,000.00)	0.00	(50,000,000.00)			
01/05/15	01/05/15	US BANK NA INT BEAR COMM PAPER DTD 01/05/2015 0.100% 01/06/2015	90349QSS3	50,000,000.00	(50,000,000.00)	0.00	(50,000,000.00)			
01/05/15	01/05/15	US BANK NA INT BEAR COMM PAPER DTD 01/05/2015 0.100% 01/06/2015	90349QSS3	50,000,000.00	(50,000,000.00)	0.00	(50,000,000.00)			
01/05/15	01/05/15	US BANK NA INT BEAR COMM PAPER DTD 01/05/2015 0.100% 01/06/2015	90349QSS3	50,000,000.00	(50,000,000.00)	0.00	(50,000,000.00)			
01/05/15	01/05/15	NATIXIS US BRANCH COMM PAPER -- 0.000% 01/06/2015	63873KN60	45,000,000.00	(44,999,837.50)	0.00	(44,999,837.50)			
01/05/15	01/05/15	CREDIT AGRICOLE CIB NY COMM PAPER -- 0.000% 01/06/2015	22533UN66	50,000,000.00	(49,999,819.44)	0.00	(49,999,819.44)			



Managed Account Security Transactions & Interest

For the Month Ending **January 31, 2015**

SAN BERNARDINO COUNTY - 76990800

Transaction Type		Security Description	CUSIP	Par	Principal Proceeds	Accrued Interest	Total	Realized G/L Cost	Realized G/L Amort Cost	Sale Method
Trade	Settle									
BUY										
01/05/15	01/05/15	CREDIT AGRICOLE CIB NY COMM PAPER -- 0.000% 01/06/2015	22533UN66	50,000,000.00	(49,999,819.44)	0.00	(49,999,819.44)			
01/05/15	01/05/15	CREDIT AGRICOLE CIB NY COMM PAPER -- 0.000% 01/06/2015	22533UN66	50,000,000.00	(49,999,819.44)	0.00	(49,999,819.44)			
01/05/15	01/05/15	CREDIT AGRICOLE CIB NY COMM PAPER -- 0.000% 01/06/2015	22533UN66	50,000,000.00	(49,999,819.44)	0.00	(49,999,819.44)			
01/06/15	01/06/15	CREDIT AGRICOLE CIB NY COMM PAPER -- 0.000% 01/07/2015	22533UN74	50,000,000.00	(49,999,819.44)	0.00	(49,999,819.44)			
01/06/15	01/06/15	CREDIT AGRICOLE CIB NY COMM PAPER -- 0.000% 01/07/2015	22533UN74	50,000,000.00	(49,999,819.44)	0.00	(49,999,819.44)			
01/06/15	01/06/15	CREDIT AGRICOLE CIB NY COMM PAPER -- 0.000% 01/07/2015	22533UN74	50,000,000.00	(49,999,819.44)	0.00	(49,999,819.44)			
01/06/15	01/06/15	CREDIT AGRICOLE CIB NY COMM PAPER -- 0.000% 01/07/2015	22533UN74	45,000,000.00	(44,999,837.50)	0.00	(44,999,837.50)			
01/06/15	01/06/15	BANK OF TOKYO MITSUBISHI COMM PAPER -- 0.000% 02/09/2015	06538CP96	50,000,000.00	(49,992,444.44)	0.00	(49,992,444.44)			
01/06/15	01/06/15	US BANK NA INT BEAR CP DTD 01/06/2015 0.100% 01/07/2015	90349QSX2	50,000,000.00	(50,000,000.00)	0.00	(50,000,000.00)			
01/06/15	01/06/15	US BANK NA INT BEAR CP DTD 01/06/2015 0.100% 01/07/2015	90349QSX2	50,000,000.00	(50,000,000.00)	0.00	(50,000,000.00)			
01/06/15	01/06/15	US BANK NA INT BEAR CP DTD 01/06/2015 0.100% 01/07/2015	90349QSX2	50,000,000.00	(50,000,000.00)	0.00	(50,000,000.00)			
01/07/15	01/07/15	US BANK NA INT BEAR COMM PAPER DTD 01/07/2015 0.100% 01/08/2015	90349QSY0	50,000,000.00	(50,000,000.00)	0.00	(50,000,000.00)			
01/07/15	01/07/15	US BANK NA INT BEAR COMM PAPER DTD 01/07/2015 0.100% 01/08/2015	90349QSY0	50,000,000.00	(50,000,000.00)	0.00	(50,000,000.00)			



Managed Account Security Transactions & Interest

For the Month Ending **January 31, 2015**

SAN BERNARDINO COUNTY - 76990800

Transaction Type		Security Description	CUSIP	Par	Principal Proceeds	Accrued Interest	Total	Realized G/L Cost	Realized G/L Amort Cost	Sale Method
Trade	Settle									
BUY										
01/07/15	01/07/15	US BANK NA INT BEAR COMM PAPER DTD 01/07/2015 0.100% 01/08/2015	90349QSY0	50,000,000.00	(50,000,000.00)	0.00	(50,000,000.00)			
01/07/15	01/07/15	BANK OF TOKYO MITSUBISHI LTD COMM PAPER -- 0.000% 02/20/2015	06538CPL9	50,000,000.00	(49,990,222.22)	0.00	(49,990,222.22)			
01/07/15	01/07/15	CREDIT AGRICOLE CIB NY COMM PAPER -- 0.000% 01/08/2015	22533UN82	50,000,000.00	(49,999,819.44)	0.00	(49,999,819.44)			
01/07/15	01/07/15	CREDIT AGRICOLE CIB NY COMM PAPER -- 0.000% 01/08/2015	22533UN82	50,000,000.00	(49,999,819.44)	0.00	(49,999,819.44)			
01/07/15	01/07/15	CREDIT AGRICOLE CIB NY COMM PAPER -- 0.000% 01/08/2015	22533UN82	40,000,000.00	(39,999,855.56)	0.00	(39,999,855.56)			
01/08/15	01/08/15	CREDIT AGRICOLE CIB NY COMM PAPER -- 0.000% 01/09/2015	22533UN90	50,000,000.00	(49,999,819.44)	0.00	(49,999,819.44)			
01/08/15	01/08/15	CREDIT AGRICOLE CIB NY COMM PAPER -- 0.000% 01/09/2015	22533UN90	50,000,000.00	(49,999,819.44)	0.00	(49,999,819.44)			
01/08/15	01/08/15	CREDIT AGRICOLE CIB NY COMM PAPER -- 0.000% 01/09/2015	22533UN90	40,000,000.00	(39,999,855.56)	0.00	(39,999,855.56)			
01/08/15	01/08/15	CREDIT AGRICOLE CIB NY COMM PAPER -- 0.000% 01/09/2015	22533UN90	50,000,000.00	(49,999,819.44)	0.00	(49,999,819.44)			
01/08/15	01/08/15	US BANK NA INT BEAR COMM PAPER DTD 01/08/2015 0.100% 01/09/2015	90349QTB9	50,000,000.00	(50,000,000.00)	0.00	(50,000,000.00)			
01/08/15	01/08/15	US BANK NA INT BEAR COMM PAPER DTD 01/08/2015 0.100% 01/09/2015	90349QTB9	50,000,000.00	(50,000,000.00)	0.00	(50,000,000.00)			
01/08/15	01/08/15	US BANK NA INT BEAR COMM PAPER DTD 01/08/2015 0.100% 01/09/2015	90349QTB9	50,000,000.00	(50,000,000.00)	0.00	(50,000,000.00)			



Managed Account Security Transactions & Interest

For the Month Ending **January 31, 2015**

SAN BERNARDINO COUNTY - 76990800

Transaction Type		Security Description	CUSIP	Par	Principal Proceeds	Accrued Interest	Total	Realized G/L Cost	Realized G/L Amort Cost	Sale Method
Trade	Settle									
BUY										
01/09/15	01/09/15	CREDIT AGRICOLE CIB NY COMM PAPER -- 0.000% 01/12/2015	22533UNC3	50,000,000.00	(49,999,458.33)	0.00	(49,999,458.33)			
01/09/15	01/09/15	CREDIT AGRICOLE CIB NY COMM PAPER -- 0.000% 01/12/2015	22533UNC3	50,000,000.00	(49,999,458.33)	0.00	(49,999,458.33)			
01/09/15	01/09/15	CREDIT AGRICOLE CIB NY COMM PAPER -- 0.000% 01/12/2015	22533UNC3	33,000,000.00	(32,999,642.50)	0.00	(32,999,642.50)			
01/09/15	01/09/15	US BANK NA INT BEAR COMM PAPER DTD 01/09/2015 0.100% 01/12/2015	90349QTD5	50,000,000.00	(50,000,000.00)	0.00	(50,000,000.00)			
01/09/15	01/09/15	US BANK NA INT BEAR COMM PAPER DTD 01/09/2015 0.100% 01/12/2015	90349QTD5	50,000,000.00	(50,000,000.00)	0.00	(50,000,000.00)			
01/09/15	01/09/15	US BANK NA INT BEAR COMM PAPER DTD 01/09/2015 0.100% 01/12/2015	90349QTD5	50,000,000.00	(50,000,000.00)	0.00	(50,000,000.00)			
01/09/15	01/09/15	TORONTO DOMINION BANK NY CERT DEPOS DTD 01/09/2015 0.440% 01/15/2016	89112U6H9	25,000,000.00	(25,000,000.00)	0.00	(25,000,000.00)			
01/09/15	01/09/15	TOYOTA MOTOR CREDIT CORP COMM PAPER -- 0.000% 04/24/2015	89233HRO9	50,000,000.00	(49,973,750.00)	0.00	(49,973,750.00)			
01/12/15	01/12/15	EXXON MOBIL CORP COMM PAPER -- 0.000% 04/10/2015	30229BRA7	50,000,000.00	(49,982,888.89)	0.00	(49,982,888.89)			
01/12/15	01/12/15	US BANK NA INT BEAR COMM PAPER DTD 01/12/2015 0.100% 01/13/2015	90349QTF0	50,000,000.00	(50,000,000.00)	0.00	(50,000,000.00)			
01/12/15	01/12/15	US BANK NA INT BEAR COMM PAPER DTD 01/12/2015 0.100% 01/13/2015	90349QTF0	50,000,000.00	(50,000,000.00)	0.00	(50,000,000.00)			
01/12/15	01/12/15	US BANK NA INT BEAR COMM PAPER DTD 01/12/2015 0.100% 01/13/2015	90349QTF0	50,000,000.00	(50,000,000.00)	0.00	(50,000,000.00)			
01/12/15	01/12/15	CREDIT AGRICOLE CIB NY COMM PAPER -- 0.000% 01/13/2015	22533UND1	50,000,000.00	(49,999,819.44)	0.00	(49,999,819.44)			



Managed Account Security Transactions & Interest

For the Month Ending **January 31, 2015**

SAN BERNARDINO COUNTY - 76990800

Transaction Type		Security Description	CUSIP	Par	Principal Proceeds	Accrued Interest	Total	Realized G/L Cost	Realized G/L Amort Cost	Sale Method
Trade	Settle									
BUY										
01/12/15	01/12/15	CREDIT AGRICOLE CIB NY COMM PAPER -- 0.000% 01/13/2015	22533UND1	47,000,000.00	(46,999,830.28)	0.00	(46,999,830.28)			
01/13/15	01/13/15	CREDIT AGRICOLE CIB NY COMM PAPER -- 0.000% 01/14/2015	22533UNE9	50,000,000.00	(49,999,819.44)	0.00	(49,999,819.44)			
01/13/15	01/13/15	CREDIT AGRICOLE CIB NY COMM PAPER -- 0.000% 01/14/2015	22533UNE9	38,000,000.00	(37,999,862.78)	0.00	(37,999,862.78)			
01/13/15	01/13/15	US BANK NA INT BEAR COMM PAPER DTD 01/13/2015 0.100% 01/14/2015	90349QTJ2	50,000,000.00	(50,000,000.00)	0.00	(50,000,000.00)			
01/13/15	01/13/15	US BANK NA INT BEAR COMM PAPER DTD 01/13/2015 0.100% 01/14/2015	90349QTJ2	50,000,000.00	(50,000,000.00)	0.00	(50,000,000.00)			
01/13/15	01/13/15	US BANK NA INT BEAR COMM PAPER DTD 01/13/2015 0.100% 01/14/2015	90349OTJ2	50,000,000.00	(50,000,000.00)	0.00	(50,000,000.00)			
01/14/15	01/14/15	US BANK NA INT BEAR COMM PAPER DTD 01/14/2015 0.100% 01/15/2015	90349QTK9	50,000,000.00	(50,000,000.00)	0.00	(50,000,000.00)			
01/14/15	01/14/15	US BANK NA INT BEAR COMM PAPER DTD 01/14/2015 0.100% 01/15/2015	90349QTK9	50,000,000.00	(50,000,000.00)	0.00	(50,000,000.00)			
01/14/15	01/14/15	US BANK NA INT BEAR COMM PAPER DTD 01/14/2015 0.100% 01/15/2015	90349QTK9	50,000,000.00	(50,000,000.00)	0.00	(50,000,000.00)			
01/14/15	01/14/15	TOYOTA MOTOR CREDIT CORP COMM PAPER -- 0.000% 06/29/2015	89233HTV6	25,000,000.00	(24,972,333.33)	0.00	(24,972,333.33)			
01/14/15	01/14/15	CREDIT AGRICOLE CIB NY COMM PAPER -- 0.000% 01/15/2015	22533UNF6	40,000,000.00	(39,999,855.56)	0.00	(39,999,855.56)			
01/14/15	01/14/15	CREDIT AGRICOLE CIB NY COMM PAPER -- 0.000% 01/15/2015	22533UNF6	50,000,000.00	(49,999,819.44)	0.00	(49,999,819.44)			
01/15/15	01/15/15	CREDIT AGRICOLE CIB NY COMM PAPER -- 0.000% 01/16/2015	22533UNG4	50,000,000.00	(49,999,819.44)	0.00	(49,999,819.44)			



Managed Account Security Transactions & Interest

For the Month Ending **January 31, 2015**

SAN BERNARDINO COUNTY - 76990800

Transaction Type		Security Description	CUSIP	Par	Principal Proceeds	Accrued Interest	Total	Realized G/L Cost	Realized G/L Amort Cost	Sale Method
Trade	Settle									
BUY										
01/15/15	01/15/15	CREDIT AGRICOLE CIB NY COMM PAPER -- 0.000% 01/16/2015	22533UNG4	6,000,000.00	(5,999,978.33)	0.00	(5,999,978.33)			
01/15/15	01/15/15	US BANK NA INT BEAR COMM PAPER DTD 01/15/2015 0.100% 01/16/2015	90349OTM5	50,000,000.00	(50,000,000.00)	0.00	(50,000,000.00)			
01/15/15	01/15/15	US BANK NA INT BEAR COMM PAPER DTD 01/15/2015 0.100% 01/16/2015	90349OTM5	50,000,000.00	(50,000,000.00)	0.00	(50,000,000.00)			
01/15/15	01/15/15	US BANK NA INT BEAR COMM PAPER DTD 01/15/2015 0.100% 01/16/2015	90349OTM5	50,000,000.00	(50,000,000.00)	0.00	(50,000,000.00)			
01/15/15	01/21/15	GENERAL ELECTRIC CO CORPORATE NOTES DTD 12/12/2012 1.000% 12/11/2015	36962G6M1	25,000,000.00	(25,127,250.00)	(27,777.78)	(25,155,027.78)			
01/16/15	01/16/15	CREDIT AGRICOLE CIB NY COMM PAPER -- 0.000% 01/20/2015	22533UNL3	50,000,000.00	(49,999,277.78)	0.00	(49,999,277.78)			
01/16/15	01/16/15	CREDIT AGRICOLE CIB NY COMM PAPER -- 0.000% 01/20/2015	22533UNL3	14,000,000.00	(13,999,797.78)	0.00	(13,999,797.78)			
01/16/15	01/16/15	US BANK NA INT BEAR COMM PAPER DTD 01/16/2015 0.100% 01/20/2015	90349OTP8	50,000,000.00	(50,000,000.00)	0.00	(50,000,000.00)			
01/16/15	01/16/15	US BANK NA INT BEAR COMM PAPER DTD 01/16/2015 0.100% 01/20/2015	90349OTP8	50,000,000.00	(50,000,000.00)	0.00	(50,000,000.00)			
01/16/15	01/16/15	US BANK NA INT BEAR COMM PAPER DTD 01/16/2015 0.100% 01/20/2015	90349OTP8	50,000,000.00	(50,000,000.00)	0.00	(50,000,000.00)			
01/20/15	01/20/15	CREDIT AGRICOLE CIB NY COMM PAPER -- 0.000% 01/21/2015	22533UNM1	50,000,000.00	(49,999,819.44)	0.00	(49,999,819.44)			
01/20/15	01/20/15	CREDIT AGRICOLE CIB NY COMM PAPER -- 0.000% 01/21/2015	22533UNM1	15,000,000.00	(14,999,945.83)	0.00	(14,999,945.83)			
01/20/15	01/20/15	US BANK NA INT BEAR COMM PAPER DTD 01/20/2015 0.100% 01/21/2015	90349OTT0	50,000,000.00	(50,000,000.00)	0.00	(50,000,000.00)			
01/20/15	01/20/15	US BANK NA INT BEAR COMM PAPER DTD 01/20/2015 0.100% 01/21/2015	90349OTT0	50,000,000.00	(50,000,000.00)	0.00	(50,000,000.00)			



Managed Account Security Transactions & Interest

For the Month Ending **January 31, 2015**

SAN BERNARDINO COUNTY - 76990800

Transaction Type		Security Description	CUSIP	Par	Principal Proceeds	Accrued Interest	Total	Realized G/L Cost	Realized G/L Amort Cost	Sale Method
Trade	Settle									
BUY										
01/20/15	01/20/15	US BANK NA INT BEAR COMM PAPER DTD 01/20/2015 0.100% 01/21/2015	90349QTT0	50,000,000.00	(50,000,000.00)	0.00	(50,000,000.00)			
01/21/15	01/21/15	CREDIT AGRICOLE CIB NY COMM PAPER -- 0.000% 01/22/2015	22533UNN9	33,000,000.00	(32,999,880.83)	0.00	(32,999,880.83)			
01/21/15	01/21/15	US BANK NA INT BEAR DTD 01/21/2015 0.100% 01/22/2015	90349QTV5	50,000,000.00	(50,000,000.00)	0.00	(50,000,000.00)			
01/21/15	01/21/15	US BANK NA INT BEAR DTD 01/21/2015 0.100% 01/22/2015	90349QTV5	50,000,000.00	(50,000,000.00)	0.00	(50,000,000.00)			
01/21/15	01/21/15	US BANK NA INT BEAR DTD 01/21/2015 0.100% 01/22/2015	90349QTV5	50,000,000.00	(50,000,000.00)	0.00	(50,000,000.00)			
01/21/15	01/27/15	FHLMC NOTES (CALLABLE) DTD 01/27/2015 0.700% 01/27/2017	3134G6AW3	50,000,000.00	(50,000,000.00)	0.00	(50,000,000.00)			
01/22/15	01/22/15	CREDIT AGRICOLE CIB NY COMM PAPER -- 0.000% 01/23/2015	22533UNP4	50,000,000.00	(49,999,819.45)	0.00	(49,999,819.45)			
01/22/15	01/22/15	CREDIT AGRICOLE CIB NY COMM PAPER -- 0.000% 01/23/2015	22533UNP4	24,000,000.00	(23,999,913.33)	0.00	(23,999,913.33)			
01/22/15	01/22/15	US BANK NA INT BEAR COMM PAPER DTD 01/22/2015 0.100% 01/23/2015	90349QTX1	50,000,000.00	(50,000,000.00)	0.00	(50,000,000.00)			
01/22/15	01/22/15	US BANK NA INT BEAR COMM PAPER DTD 01/22/2015 0.100% 01/23/2015	90349QTX1	50,000,000.00	(50,000,000.00)	0.00	(50,000,000.00)			
01/22/15	01/22/15	US BANK NA INT BEAR COMM PAPER DTD 01/22/2015 0.100% 01/23/2015	90349QTX1	50,000,000.00	(50,000,000.00)	0.00	(50,000,000.00)			
01/22/15	01/23/15	BMO HARRIS BANK NA CERT DEPOS DTD 01/23/2015 0.450% 02/01/2016	05574BDQ0	25,000,000.00	(25,000,000.00)	0.00	(25,000,000.00)			
01/23/15	01/23/15	CREDIT AGRICOLE CIB NY COMM PAPER -- 0.000% 01/26/2015	22533UNS8	50,000,000.00	(49,999,458.33)	0.00	(49,999,458.33)			
01/23/15	01/23/15	CREDIT AGRICOLE CIB NY COMM PAPER -- 0.000% 01/26/2015	22533UNS8	16,000,000.00	(15,999,826.67)	0.00	(15,999,826.67)			



Managed Account Security Transactions & Interest

For the Month Ending **January 31, 2015**

SAN BERNARDINO COUNTY - 76990800

Transaction Type		Security Description	CUSIP	Par	Principal Proceeds	Accrued Interest	Total	Realized G/L Cost	Realized G/L Amort Cost	Sale Method
Trade	Settle									
BUY										
01/23/15	01/23/15	US BANK NA INT BEAR COMM PAPER DTD 01/23/2015 0.100% 01/26/2015	90349QUA9	50,000,000.00	(50,000,000.00)	0.00	(50,000,000.00)			
01/23/15	01/23/15	US BANK NA INT BEAR COMM PAPER DTD 01/23/2015 0.100% 01/26/2015	90349QUA9	50,000,000.00	(50,000,000.00)	0.00	(50,000,000.00)			
01/23/15	01/23/15	US BANK NA INT BEAR COMM PAPER DTD 01/23/2015 0.100% 01/26/2015	90349QUA9	50,000,000.00	(50,000,000.00)	0.00	(50,000,000.00)			
01/26/15	01/26/15	US BANK NA INT BEAR COMM PAPER DTD 01/26/2015 0.100% 01/27/2015	90349QUC5	50,000,000.00	(50,000,000.00)	0.00	(50,000,000.00)			
01/26/15	01/26/15	US BANK NA INT BEAR COMM PAPER DTD 01/26/2015 0.100% 01/27/2015	90349QUC5	50,000,000.00	(50,000,000.00)	0.00	(50,000,000.00)			
01/26/15	01/26/15	US BANK NA INT BEAR COMM PAPER DTD 01/26/2015 0.100% 01/27/2015	90349QUC5	50,000,000.00	(50,000,000.00)	0.00	(50,000,000.00)			
01/26/15	01/26/15	CREDIT AGRICOLE CIB NY COMM PAPER -- 0.000% 01/27/2015	22533UNT6	43,000,000.00	(42,999,844.72)	0.00	(42,999,844.72)			
01/27/15	01/27/15	US BANK NA INT BEAR COMM PAPER DTD 01/27/2015 0.100% 01/28/2015	90349QUE1	50,000,000.00	(50,000,000.00)	0.00	(50,000,000.00)			
01/27/15	01/27/15	US BANK NA INT BEAR COMM PAPER DTD 01/27/2015 0.100% 01/28/2015	90349QUE1	50,000,000.00	(50,000,000.00)	0.00	(50,000,000.00)			
01/27/15	01/27/15	US BANK NA INT BEAR COMM PAPER DTD 01/27/2015 0.100% 01/28/2015	90349QUE1	50,000,000.00	(50,000,000.00)	0.00	(50,000,000.00)			
01/27/15	01/27/15	US BANK NA INT BEAR COMM PAPER DTD 01/27/2015 0.100% 01/28/2015	90349QUE1	1,000,000.00	(1,000,000.00)	0.00	(1,000,000.00)			
01/27/15	01/28/15	BANK OF NOVA SCOTIA HOUSTON CERT DEPOS DTD 01/28/2015 0.410% 02/01/2016	06417HA30	25,000,000.00	(25,000,000.00)	0.00	(25,000,000.00)			
01/28/15	01/28/15	CREDIT AGRICOLE CIB NY COMM PAPER -- 0.000% 01/29/2015	22533UNV1	50,000,000.00	(49,999,819.44)	0.00	(49,999,819.44)			
01/28/15	01/28/15	CREDIT AGRICOLE CIB NY COMM PAPER -- 0.000% 01/29/2015	22533UNV1	50,000,000.00	(49,999,819.44)	0.00	(49,999,819.44)			



Managed Account Security Transactions & Interest

For the Month Ending **January 31, 2015**

SAN BERNARDINO COUNTY - 76990800

Transaction Type		Security Description	CUSIP	Par	Principal Proceeds	Accrued Interest	Total	Realized G/L Cost	Realized G/L Amort Cost	Sale Method
Trade	Settle									
BUY										
01/28/15	01/28/15	CREDIT AGRICOLE CIB NY COMM PAPER -- 0.000% 01/29/2015	22533UNV1	50,000,000.00	(49,999,819.44)	0.00	(49,999,819.44)			
01/28/15	01/28/15	NATIXIS US BRANCH COMM PAPER -- 0.000% 01/29/2015	63873KNV5	50,000,000.00	(49,999,819.44)	0.00	(49,999,819.44)			
01/28/15	01/28/15	NATIXIS US BRANCH COMM PAPER -- 0.000% 01/29/2015	63873KNV5	38,000,000.00	(37,999,862.78)	0.00	(37,999,862.78)			
01/28/15	01/28/15	US BANK NA INT BEAR COMM PAPER DTD 01/28/2015 0.100% 01/29/2015	90349QUH4	50,000,000.00	(50,000,000.00)	0.00	(50,000,000.00)			
01/28/15	01/28/15	US BANK NA INT BEAR COMM PAPER DTD 01/28/2015 0.100% 01/29/2015	90349QUH4	50,000,000.00	(50,000,000.00)	0.00	(50,000,000.00)			
01/28/15	01/28/15	US BANK NA INT BEAR COMM PAPER DTD 01/28/2015 0.100% 01/29/2015	90349QUH4	50,000,000.00	(50,000,000.00)	0.00	(50,000,000.00)			
01/28/15	01/29/15	BANK OF TOKYO MITSUBISHI COMM PAPER -- 0.000% 04/01/2015	06538CR11	50,000,000.00	(49,983,638.89)	0.00	(49,983,638.89)			
01/29/15	01/29/15	BANK OF TOKYO MITSUBISHI UFJ COMM PAPER -- 0.000% 04/24/2015	06538CRO6	50,000,000.00	(49,972,847.22)	0.00	(49,972,847.22)			
01/29/15	01/29/15	CREDIT AGRICOLE CIB NY COMM PAPER -- 0.000% 01/30/2015	22533UNW9	50,000,000.00	(49,999,819.44)	0.00	(49,999,819.44)			
01/29/15	01/29/15	CREDIT AGRICOLE CIB NY COMM PAPER -- 0.000% 01/30/2015	22533UNW9	50,000,000.00	(49,999,819.44)	0.00	(49,999,819.44)			
01/29/15	01/29/15	CREDIT AGRICOLE CIB NY COMM PAPER -- 0.000% 01/30/2015	22533UNW9	10,000,000.00	(9,999,963.89)	0.00	(9,999,963.89)			
01/29/15	01/29/15	US BANK NA INT BEAR COMM PAPER DTD 01/29/2015 0.100% 01/30/2015	90349QUM3	50,000,000.00	(50,000,000.00)	0.00	(50,000,000.00)			



Managed Account Security Transactions & Interest

For the Month Ending **January 31, 2015**

SAN BERNARDINO COUNTY - 76990800

Transaction Type		Security Description	CUSIP	Par	Principal Proceeds	Accrued Interest	Total	Realized G/L Cost	Realized G/L Amort Cost	Sale Method
Trade	Settle									
BUY										
01/29/15	01/29/15	US BANK NA INT BEAR COMM PAPER DTD 01/29/2015 0.100% 01/30/2015	90349QUM3	50,000,000.00	(50,000,000.00)	0.00	(50,000,000.00)			
01/29/15	01/29/15	US BANK NA INT BEAR COMM PAPER DTD 01/29/2015 0.100% 01/30/2015	90349QUM3	50,000,000.00	(50,000,000.00)	0.00	(50,000,000.00)			
01/29/15	01/30/15	BMO HARRIS BANK NA CERT DEPOS DTD 01/30/2015 0.450% 02/01/2016	05574BDS6	25,000,000.00	(25,000,000.00)	0.00	(25,000,000.00)			
01/30/15	01/30/15	NATIXIS US BRANCH COMM PAPER -- 0.000% 02/02/2015	63873KP27	50,000,000.00	(49,999,708.33)	0.00	(49,999,708.33)			
01/30/15	01/30/15	NATIXIS US BRANCH COMM PAPER -- 0.000% 02/02/2015	63873KP27	18,000,000.00	(17,999,895.00)	0.00	(17,999,895.00)			
01/30/15	01/30/15	US BANK NA INT BEAR COMM PAPER DTD 01/30/2015 0.100% 02/02/2015	90349QUP6	50,000,000.00	(50,000,000.00)	0.00	(50,000,000.00)			
01/30/15	01/30/15	US BANK NA INT BEAR COMM PAPER DTD 01/30/2015 0.100% 02/02/2015	90349QUP6	50,000,000.00	(50,000,000.00)	0.00	(50,000,000.00)			
01/30/15	01/30/15	US BANK NA INT BEAR COMM PAPER DTD 01/30/2015 0.100% 02/02/2015	90349QUP6	50,000,000.00	(50,000,000.00)	0.00	(50,000,000.00)			

Transaction Type Sub-Total **5,771,000,000.00 (5,770,983,541.82) (27,777.78) (5,771,011,319.60)**

INTEREST										
01/02/15	01/02/15	FANNIE MAE GLOBAL NOTES DTD 05/21/2012 0.500% 07/02/2015	3135G0LN1	25,000,000.00	0.00	62,500.00	62,500.00			
01/02/15	01/02/15	BANK OF NOVA SCOTIA HOUSTON LT CD DTD 12/27/2013 0.290% 01/02/2015	06417HCQ7	25,000,000.00	0.00	74,715.28	74,715.28			
01/08/15	01/08/15	GENERAL ELEC CAP CORP (FLOATING) DTD 01/08/2013 0.851% 01/08/2016	36962G6O2	25,000,000.00	0.00	53,193.89	53,193.89			
01/12/15	01/12/15	FHLMC NOTES DTD 11/21/2012 0.750% 01/12/2018	3137EADN6	25,000,000.00	0.00	93,750.00	93,750.00			
01/12/15	01/12/15	FHLMC NOTES DTD 11/21/2012 0.750% 01/12/2018	3137EADN6	25,000,000.00	0.00	93,750.00	93,750.00			
01/14/15	01/14/15	GENERAL ELEC CAP CORP (FLOAT) DTD 01/14/2014 0.483% 01/14/2016	36962G7E8	20,450,000.00	0.00	24,040.11	24,040.11			
01/15/15	01/15/15	US TREASURY NOTES DTD 01/15/2014 0.750% 01/15/2017	912828A91	25,000,000.00	0.00	93,750.00	93,750.00			



Managed Account Security Transactions & Interest

For the Month Ending **January 31, 2015**

SAN BERNARDINO COUNTY - 76990800

Transaction Type		Security Description	CUSIP	Par	Principal Proceeds	Accrued Interest	Total	Realized G/L Cost	Realized G/L Amort Cost	Sale Method
Trade	Settle									
INTEREST										
01/17/15	01/17/15	FFCB (FLOATING) NOTES DTD 04/17/2014 0.218% 04/17/2017	3133EDJX1	25,000,000.00	0.00	4,563.89	4,563.89			
01/22/15	01/22/15	FHLB NOTES DTD 07/22/2013 0.800% 07/22/2016	313383OU8	25,000,000.00	0.00	100,000.00	100,000.00			
01/23/15	01/23/15	FFCB NOTES (CALLED, OMD 11/19/18) DTD 11/19/2013 1.810% 01/23/2015	3133EDA51	19,725,000.00	0.00	63,470.67	63,470.67			
01/27/15	01/27/15	FFCB (FLOATING) NOTES DTD 02/27/2014 0.223% 02/27/2017	3133EDFW7	30,000,000.00	0.00	5,799.58	5,799.58			
01/30/15	01/30/15	FANNIE MAE GLOBAL NOTES DTD 01/09/2012 1.250% 01/30/2017	3135G0GY3	50,000,000.00	0.00	312,500.00	312,500.00			
01/30/15	01/30/15	FANNIE MAE GLOBAL NOTES DTD 01/09/2012 1.250% 01/30/2017	3135G0GY3	50,000,000.00	0.00	312,500.00	312,500.00			
01/31/15	01/31/15	US TREASURY NOTES DTD 07/31/2012 0.500% 07/31/2017	912828TG5	25,000,000.00	0.00	62,500.00	62,500.00			
01/31/15	01/31/15	CALIFORNIA ASSET MANAGEMENT PROGRAM	CAMPMF025	0.00	0.00	2,783.81	2,783.81			
01/31/15	01/31/15	US TREASURY NOTES DTD 01/31/2011 2.000% 01/31/2016	912828PS3	25,000,000.00	0.00	250,000.00	250,000.00			
01/31/15	01/31/15	US TREASURY NOTES DTD 08/01/2011 1.500% 07/31/2016	912828OX1	25,000,000.00	0.00	187,500.00	187,500.00			
01/31/15	01/31/15	US TREASURY NOTES DTD 08/01/2011 1.500% 07/31/2016	912828QX1	25,000,000.00	0.00	187,500.00	187,500.00			
01/31/15	01/31/15	STONECASTLE FICA	FICAMF003	0.00	0.00	6,365.52	6,365.52			
01/31/15	01/31/15	FIDELITY GOV'T MM FUND 57	316175108	0.00	0.00	195.64	195.64			
01/31/15	01/31/15	FEDERATED GOVT OBLIGATIONS FUND	60934N104	0.00	0.00	93.31	93.31			
01/31/15	01/31/15	US TREASURY NOTES DTD 01/31/2012 0.875% 01/31/2017	912828SC5	50,000,000.00	0.00	218,750.00	218,750.00			
Transaction Type Sub-Total				520,175,000.00	0.00	2,210,221.70	2,210,221.70			

MATURITY										
01/02/15	01/02/15	SVENSKA HANDELSBANKEN NY CERT DEPOS DTD 10/02/2014 0.170% 01/02/2015	86958DHU9	50,000,000.00	50,000,000.00	21,722.22	50,021,722.22	0.00	0.00	



Managed Account Security Transactions & Interest

For the Month Ending **January 31, 2015**

SAN BERNARDINO COUNTY - 76990800

Transaction Type		Security Description	CUSIP	Par	Principal Proceeds	Accrued Interest	Total	Realized G/L Cost	Realized G/L Amort Cost	Sale Method
Trade	Settle									
MATURITY										
01/02/15	01/02/15	US BANK NA INT BEAR CP DTD 12/31/2014 0.100% 01/02/2015	90349QSM6	150,000,000.00	150,000,000.00	833.33	150,000,833.33	0.00	0.00	
01/02/15	01/02/15	BANK OF TOKYO MITSUBISHI LTD COMM PAPER -- 0.000% 01/02/2015	06538CN23	25,000,000.00	25,000,000.00	0.00	25,000,000.00	6,555.56	0.00	
01/02/15	01/02/15	CREDIT AGRICOLE CIB NY COMM PAPER -- 0.000% 01/02/2015	22533UN25	100,000,000.00	100,000,000.00	0.00	100,000,000.00	277.78	0.00	
01/02/15	01/02/15	NATIXIS US BRANCH COMM PAPER DTD 12/19/2014 0.000% 01/02/2015	63873KN29	50,000,000.00	50,000,000.00	0.00	50,000,000.00	972.22	0.00	
01/02/15	01/02/15	NORDEA BANK FINLAND NY CERT DEPOS DTD 09/30/2014 0.160% 01/02/2015	65558E4Q8	50,000,000.00	50,000,000.00	20,888.89	50,020,888.89	0.00	0.00	
01/02/15	01/02/15	BK TOKYO-MITSUBISHI UFL CERT DEPOS DTD 10/08/2014 0.180% 01/02/2015	06538HT75	25,000,000.00	25,000,000.00	10,750.00	25,010,750.00	0.00	0.00	
01/02/15	01/02/15	BANK OF NOVA SCOTIA HOUSTON LT CD DTD 12/27/2013 0.290% 01/02/2015	06417HCQ7	25,000,000.00	25,000,000.00	0.00	25,000,000.00	0.00	0.00	
01/02/15	01/02/15	BANK OF TOKYO MITSUBISHI LTD COMM PAPER -- 0.000% 01/02/2015	06538CN23	45,000,000.00	45,000,000.00	0.00	45,000,000.00	6,000.00	0.00	
01/02/15	01/02/15	BANK OF TOKYO MITSUBISHI LTD COMM PAPER -- 0.000% 01/02/2015	06538CN23	50,000,000.00	50,000,000.00	0.00	50,000,000.00	2,708.33	0.00	
01/05/15	01/05/15	CREDIT AGRICOLE CIB NY COMM PAPER -- 0.000% 01/05/2015	22533UN58	50,000,000.00	50,000,000.00	0.00	50,000,000.00	541.67	0.00	
01/05/15	01/05/15	CREDIT AGRICOLE CIB NY COMM PAPER -- 0.000% 01/05/2015	22533UN58	50,000,000.00	50,000,000.00	0.00	50,000,000.00	541.67	0.00	
01/05/15	01/05/15	CREDIT AGRICOLE CIB NY COMM PAPER -- 0.000% 01/05/2015	22533UN58	50,000,000.00	50,000,000.00	0.00	50,000,000.00	541.67	0.00	



Managed Account Security Transactions & Interest

For the Month Ending **January 31, 2015**

SAN BERNARDINO COUNTY - 76990800

Transaction Type		Security Description	CUSIP	Par	Principal Proceeds	Accrued Interest	Total	Realized G/L Cost	Realized G/L Amort Cost	Sale Method
Trade	Settle									
MATURITY										
01/05/15	01/05/15	CREDIT AGRICOLE CIB NY COMM PAPER -- 0.000% 01/05/2015	22533UN58	50,000,000.00	50,000,000.00	0.00	50,000,000.00	541.67	0.00	
01/05/15	01/05/15	BANK OF TOKYO MITSU UFJ LTD COMM PAPER -- 0.000% 01/05/2015	06538CN56	5,000,000.00	5,000,000.00	0.00	5,000,000.00	486.11	0.00	
01/05/15	01/05/15	SVENSKA HANDELSBANKEN NY CERT DEPOS DTD 12/02/2014 0.120% 01/05/2015	86958DLG5	50,000,000.00	50,000,000.00	5,666.67	50,005,666.67	0.00	0.00	
01/05/15	01/05/15	US BANK NA INT BEAR CP DTD 01/02/2015 0.100% 01/05/2015	90349OSO7	50,000,000.00	50,000,000.00	416.67	50,000,416.67	0.00	0.00	
01/05/15	01/05/15	US BANK NA INT BEAR CP DTD 01/02/2015 0.100% 01/05/2015	90349OSQ7	50,000,000.00	50,000,000.00	416.67	50,000,416.67	0.00	0.00	
01/05/15	01/05/15	US BANK NA INT BEAR CP DTD 01/02/2015 0.100% 01/05/2015	90349OSO7	50,000,000.00	50,000,000.00	416.67	50,000,416.67	0.00	0.00	
01/05/15	01/05/15	US BANK NA INT BEAR CP DTD 12/03/2014 0.140% 01/05/2015	90349QQX4	50,000,000.00	50,000,000.00	6,416.67	50,006,416.67	0.00	0.00	
01/05/15	01/05/15	TORONTO DOMINION BANK NY CERT DEPOS DTD 12/15/2014 0.110% 01/05/2015	89112U3B5	25,000,000.00	25,000,000.00	1,604.17	25,001,604.17	0.00	0.00	
01/06/15	01/06/15	US BANK NA INT BEAR COMM PAPER DTD 01/05/2015 0.100% 01/06/2015	90349OSS3	50,000,000.00	50,000,000.00	138.89	50,000,138.89	0.00	0.00	
01/06/15	01/06/15	US BANK NA INT BEAR COMM PAPER DTD 01/05/2015 0.100% 01/06/2015	90349OSS3	50,000,000.00	50,000,000.00	138.89	50,000,138.89	0.00	0.00	
01/06/15	01/06/15	US BANK NA INT BEAR COMM PAPER DTD 01/05/2015 0.100% 01/06/2015	90349OSS3	50,000,000.00	50,000,000.00	138.89	50,000,138.89	0.00	0.00	
01/06/15	01/06/15	NATIXIS US BRANCH COMM PAPER -- 0.000% 01/06/2015	63873KN60	45,000,000.00	45,000,000.00	0.00	45,000,000.00	162.50	0.00	
01/06/15	01/06/15	CREDIT AGRICOLE CIB NY COMM PAPER -- 0.000% 01/06/2015	22533UN66	50,000,000.00	50,000,000.00	0.00	50,000,000.00	180.56	0.00	
01/06/15	01/06/15	CREDIT AGRICOLE CIB NY COMM PAPER -- 0.000% 01/06/2015	22533UN66	50,000,000.00	50,000,000.00	0.00	50,000,000.00	180.56	0.00	



Managed Account Security Transactions & Interest

For the Month Ending **January 31, 2015**

SAN BERNARDINO COUNTY - 76990800

Transaction Type		Security Description	CUSIP	Par	Principal Proceeds	Accrued Interest	Total	Realized G/L Cost	Realized G/L Amort Cost	Sale Method
Trade	Settle									
MATURITY										
01/06/15	01/06/15	CREDIT AGRICOLE CIB NY COMM PAPER -- 0.000% 01/06/2015	22533UN66	50,000,000.00	50,000,000.00	0.00	50,000,000.00	180.56	0.00	
01/06/15	01/06/15	CREDIT AGRICOLE CIB NY COMM PAPER -- 0.000% 01/06/2015	22533UN66	50,000,000.00	50,000,000.00	0.00	50,000,000.00	180.56	0.00	
01/07/15	01/07/15	EXXON MOBIL CORP COMM PAPER -- 0.000% 01/07/2015	30229BN78	25,000,000.00	25,000,000.00	0.00	25,000,000.00	1,833.33	0.00	
01/07/15	01/07/15	CREDIT AGRICOLE CIB NY COMM PAPER -- 0.000% 01/07/2015	22533UN74	50,000,000.00	50,000,000.00	0.00	50,000,000.00	180.56	0.00	
01/07/15	01/07/15	CREDIT AGRICOLE CIB NY COMM PAPER -- 0.000% 01/07/2015	22533UN74	50,000,000.00	50,000,000.00	0.00	50,000,000.00	180.56	0.00	
01/07/15	01/07/15	CREDIT AGRICOLE CIB NY COMM PAPER -- 0.000% 01/07/2015	22533UN74	50,000,000.00	50,000,000.00	0.00	50,000,000.00	180.56	0.00	
01/07/15	01/07/15	CREDIT AGRICOLE CIB NY COMM PAPER -- 0.000% 01/07/2015	22533UN74	45,000,000.00	45,000,000.00	0.00	45,000,000.00	162.50	0.00	
01/07/15	01/07/15	US BANK NA INT BEAR CP DTD 01/06/2015 0.100% 01/07/2015	90349QSX2	50,000,000.00	50,000,000.00	138.89	50,000,138.89	0.00	0.00	
01/07/15	01/07/15	US BANK NA INT BEAR CP DTD 01/06/2015 0.100% 01/07/2015	90349QSX2	50,000,000.00	50,000,000.00	138.89	50,000,138.89	0.00	0.00	
01/07/15	01/07/15	US BANK NA INT BEAR CP DTD 01/06/2015 0.100% 01/07/2015	90349QSX2	50,000,000.00	50,000,000.00	138.89	50,000,138.89	0.00	0.00	
01/08/15	01/08/15	US BANK NA INT BEAR COMM PAPER DTD 01/07/2015 0.100% 01/08/2015	90349QSY0	50,000,000.00	50,000,000.00	138.89	50,000,138.89	0.00	0.00	
01/08/15	01/08/15	US BANK NA INT BEAR COMM PAPER DTD 01/07/2015 0.100% 01/08/2015	90349QSY0	50,000,000.00	50,000,000.00	138.89	50,000,138.89	0.00	0.00	
01/08/15	01/08/15	US BANK NA INT BEAR COMM PAPER DTD 01/07/2015 0.100% 01/08/2015	90349QSY0	50,000,000.00	50,000,000.00	138.89	50,000,138.89	0.00	0.00	



Managed Account Security Transactions & Interest

For the Month Ending **January 31, 2015**

SAN BERNARDINO COUNTY - 76990800

Transaction Type		Security Description	CUSIP	Par	Principal Proceeds	Accrued Interest	Total	Realized G/L Cost	Realized G/L Amort Cost	Sale Method
Trade	Settle									
MATURITY										
01/08/15	01/08/15	BANK OF MONTREAL CHICAGO CERT DEPOS DTD 12/23/2014 0.120% 01/08/2015	06366CQX9	45,000,000.00	45,000,000.00	2,400.00	45,002,400.00	0.00	0.00	
01/08/15	01/08/15	CREDIT AGRICOLE CIB NY COMM PAPER -- 0.000% 01/08/2015	22533UN82	50,000,000.00	50,000,000.00	0.00	50,000,000.00	180.56	0.00	
01/08/15	01/08/15	CREDIT AGRICOLE CIB NY COMM PAPER -- 0.000% 01/08/2015	22533UN82	50,000,000.00	50,000,000.00	0.00	50,000,000.00	180.56	0.00	
01/08/15	01/08/15	CREDIT AGRICOLE CIB NY COMM PAPER -- 0.000% 01/08/2015	22533UN82	40,000,000.00	40,000,000.00	0.00	40,000,000.00	144.44	0.00	
01/09/15	01/09/15	BANK OF TOKYO MITSUBISHI COMM PAPER -- 0.000% 01/09/2015	06538CN98	50,000,000.00	50,000,000.00	0.00	50,000,000.00	4,083.33	0.00	
01/09/15	01/09/15	CREDIT AGRICOLE CIB NY COMM PAPER -- 0.000% 01/09/2015	22533UN90	50,000,000.00	50,000,000.00	0.00	50,000,000.00	180.56	0.00	
01/09/15	01/09/15	CREDIT AGRICOLE CIB NY COMM PAPER -- 0.000% 01/09/2015	22533UN90	50,000,000.00	50,000,000.00	0.00	50,000,000.00	180.56	0.00	
01/09/15	01/09/15	CREDIT AGRICOLE CIB NY COMM PAPER -- 0.000% 01/09/2015	22533UN90	50,000,000.00	50,000,000.00	0.00	50,000,000.00	180.56	0.00	
01/09/15	01/09/15	CREDIT AGRICOLE CIB NY COMM PAPER -- 0.000% 01/09/2015	22533UN90	40,000,000.00	40,000,000.00	0.00	40,000,000.00	144.44	0.00	
01/09/15	01/09/15	BANK OF MONTREAL CHICAGO CERT DEPOS DTD 12/18/2014 0.090% 01/09/2015	06366COS0	50,000,000.00	50,000,000.00	2,750.00	50,002,750.00	0.00	0.00	
01/09/15	01/09/15	US BANK NA INT BEAR COMM PAPER DTD 01/08/2015 0.100% 01/09/2015	90349QTB9	50,000,000.00	50,000,000.00	138.89	50,000,138.89	0.00	0.00	
01/09/15	01/09/15	US BANK NA INT BEAR COMM PAPER DTD 01/08/2015 0.100% 01/09/2015	90349QTB9	50,000,000.00	50,000,000.00	138.89	50,000,138.89	0.00	0.00	



Managed Account Security Transactions & Interest

For the Month Ending **January 31, 2015**

SAN BERNARDINO COUNTY - 76990800

Transaction Type		Security Description	CUSIP	Par	Principal Proceeds	Accrued Interest	Total	Realized G/L Cost	Realized G/L Amort Cost	Sale Method
Trade	Settle									
MATURITY										
01/09/15	01/09/15	US BANK NA INT BEAR COMM PAPER DTD 01/08/2015 0.100% 01/09/2015	90349QTB9	50,000,000.00	50,000,000.00	138.89	50,000,138.89	0.00	0.00	
01/12/15	01/12/15	CREDIT AGRICOLE CIB NY COMM PAPER -- 0.000% 01/12/2015	22533UNC3	50,000,000.00	50,000,000.00	0.00	50,000,000.00	541.67	0.00	
01/12/15	01/12/15	CREDIT AGRICOLE CIB NY COMM PAPER -- 0.000% 01/12/2015	22533UNC3	50,000,000.00	50,000,000.00	0.00	50,000,000.00	541.67	0.00	
01/12/15	01/12/15	CREDIT AGRICOLE CIB NY COMM PAPER -- 0.000% 01/12/2015	22533UNC3	33,000,000.00	33,000,000.00	0.00	33,000,000.00	357.50	0.00	
01/12/15	01/12/15	US BANK NA INT BEAR COMM PAPER DTD 01/09/2015 0.100% 01/12/2015	90349QTD5	50,000,000.00	50,000,000.00	416.67	50,000,416.67	0.00	0.00	
01/12/15	01/12/15	US BANK NA INT BEAR COMM PAPER DTD 01/09/2015 0.100% 01/12/2015	90349QTD5	50,000,000.00	50,000,000.00	416.67	50,000,416.67	0.00	0.00	
01/12/15	01/12/15	US BANK NA INT BEAR COMM PAPER DTD 01/09/2015 0.100% 01/12/2015	90349QTD5	50,000,000.00	50,000,000.00	416.67	50,000,416.67	0.00	0.00	
01/12/15	01/12/15	EXXON MOBIL CORP COMM PAPER DTD 12/16/2014 0.000% 01/12/2015	30229BNC7	25,000,000.00	25,000,000.00	0.00	25,000,000.00	2,437.50	0.00	
01/13/15	01/13/15	US BANK NA INT BEAR COMM PAPER DTD 01/12/2015 0.100% 01/13/2015	90349QTF0	50,000,000.00	50,000,000.00	138.89	50,000,138.89	0.00	0.00	
01/13/15	01/13/15	US BANK NA INT BEAR COMM PAPER DTD 01/12/2015 0.100% 01/13/2015	90349QTF0	50,000,000.00	50,000,000.00	138.89	50,000,138.89	0.00	0.00	
01/13/15	01/13/15	US BANK NA INT BEAR COMM PAPER DTD 01/12/2015 0.100% 01/13/2015	90349QTF0	50,000,000.00	50,000,000.00	138.89	50,000,138.89	0.00	0.00	
01/13/15	01/13/15	CREDIT AGRICOLE CIB NY COMM PAPER -- 0.000% 01/13/2015	22533UND1	50,000,000.00	50,000,000.00	0.00	50,000,000.00	180.56	0.00	
01/13/15	01/13/15	CREDIT AGRICOLE CIB NY COMM PAPER -- 0.000% 01/13/2015	22533UND1	47,000,000.00	47,000,000.00	0.00	47,000,000.00	169.72	0.00	
01/14/15	01/14/15	US BANK NA INT BEAR COMM PAPER DTD 01/13/2015 0.100% 01/14/2015	90349QTJ2	50,000,000.00	50,000,000.00	138.89	50,000,138.89	0.00	0.00	



Managed Account Security Transactions & Interest

For the Month Ending **January 31, 2015**

SAN BERNARDINO COUNTY - 76990800

Transaction Type		Security Description	CUSIP	Par	Principal Proceeds	Accrued Interest	Total	Realized G/L Cost	Realized G/L Amort Cost	Sale Method
Trade	Settle									
MATURITY										
01/14/15	01/14/15	FEDERAL HOME LOAN BANKS DISC NOTE -- 0.000% 01/14/2015	313384AP4	25,000,000.00	25,000,000.00	0.00	25,000,000.00	1,534.72	0.00	
01/14/15	01/14/15	CREDIT AGRICOLE CIB NY COMM PAPER -- 0.000% 01/14/2015	22533UNE9	50,000,000.00	50,000,000.00	0.00	50,000,000.00	180.56	0.00	
01/14/15	01/14/15	CREDIT AGRICOLE CIB NY COMM PAPER -- 0.000% 01/14/2015	22533UNE9	38,000,000.00	38,000,000.00	0.00	38,000,000.00	137.22	0.00	
01/14/15	01/14/15	US BANK NA INT BEAR COMM PAPER DTD 01/13/2015 0.100% 01/14/2015	90349QTJ2	50,000,000.00	50,000,000.00	138.89	50,000,138.89	0.00	0.00	
01/14/15	01/14/15	US BANK NA INT BEAR COMM PAPER DTD 01/13/2015 0.100% 01/14/2015	90349QTJ2	50,000,000.00	50,000,000.00	138.89	50,000,138.89	0.00	0.00	
01/15/15	01/15/15	US BANK NA INT BEAR COMM PAPER DTD 01/14/2015 0.100% 01/15/2015	90349QTK9	50,000,000.00	50,000,000.00	138.89	50,000,138.89	0.00	0.00	
01/15/15	01/15/15	US BANK NA INT BEAR COMM PAPER DTD 01/14/2015 0.100% 01/15/2015	90349QTK9	50,000,000.00	50,000,000.00	138.89	50,000,138.89	0.00	0.00	
01/15/15	01/15/15	US BANK NA INT BEAR COMM PAPER DTD 01/14/2015 0.100% 01/15/2015	90349QTK9	50,000,000.00	50,000,000.00	138.89	50,000,138.89	0.00	0.00	
01/15/15	01/15/15	CREDIT AGRICOLE CIB NY COMM PAPER -- 0.000% 01/15/2015	22533UNF6	50,000,000.00	50,000,000.00	0.00	50,000,000.00	180.56	0.00	
01/15/15	01/15/15	CREDIT AGRICOLE CIB NY COMM PAPER -- 0.000% 01/15/2015	22533UNF6	40,000,000.00	40,000,000.00	0.00	40,000,000.00	144.44	0.00	
01/16/15	01/16/15	CREDIT AGRICOLE CIB NY COMM PAPER -- 0.000% 01/16/2015	22533UNG4	50,000,000.00	50,000,000.00	0.00	50,000,000.00	180.56	0.00	
01/16/15	01/16/15	CREDIT AGRICOLE CIB NY COMM PAPER -- 0.000% 01/16/2015	22533UNG4	6,000,000.00	6,000,000.00	0.00	6,000,000.00	21.67	0.00	
01/16/15	01/16/15	US BANK NA INT BEAR COMM PAPER DTD 01/15/2015 0.100% 01/16/2015	90349QTM5	50,000,000.00	50,000,000.00	138.89	50,000,138.89	0.00	0.00	



Managed Account Security Transactions & Interest

For the Month Ending **January 31, 2015**

SAN BERNARDINO COUNTY - 76990800

Transaction Type		Security Description	CUSIP	Par	Principal Proceeds	Accrued Interest	Total	Realized G/L Cost	Realized G/L Amort Cost	Sale Method
Trade	Settle									
MATURITY										
01/16/15	01/16/15	US BANK NA INT BEAR COMM PAPER DTD 01/15/2015 0.100% 01/16/2015	90349QTM5	50,000,000.00	50,000,000.00	138.89	50,000,138.89	0.00	0.00	
01/16/15	01/16/15	US BANK NA INT BEAR COMM PAPER DTD 01/15/2015 0.100% 01/16/2015	90349QTM5	50,000,000.00	50,000,000.00	138.89	50,000,138.89	0.00	0.00	
01/20/15	01/20/15	CREDIT AGRICOLE CIB NY COMM PAPER -- 0.000% 01/20/2015	22533UNL3	50,000,000.00	50,000,000.00	0.00	50,000,000.00	722.22	0.00	
01/20/15	01/20/15	CREDIT AGRICOLE CIB NY COMM PAPER -- 0.000% 01/20/2015	22533UNL3	14,000,000.00	14,000,000.00	0.00	14,000,000.00	202.22	0.00	
01/20/15	01/20/15	US BANK NA INT BEAR COMM PAPER DTD 01/16/2015 0.100% 01/20/2015	90349QTP8	50,000,000.00	50,000,000.00	555.56	50,000,555.56	0.00	0.00	
01/20/15	01/20/15	US BANK NA INT BEAR COMM PAPER DTD 01/16/2015 0.100% 01/20/2015	90349QTP8	50,000,000.00	50,000,000.00	555.56	50,000,555.56	0.00	0.00	
01/20/15	01/20/15	US BANK NA INT BEAR COMM PAPER DTD 01/16/2015 0.100% 01/20/2015	90349QTP8	50,000,000.00	50,000,000.00	555.56	50,000,555.56	0.00	0.00	
01/21/15	01/21/15	EXXON MOBIL CORP COMM PAPER -- 0.000% 01/21/2015	30229BNM5	25,000,000.00	25,000,000.00	0.00	25,000,000.00	2,916.67	0.00	
01/21/15	01/21/15	US BANK NA INT BEAR COMM PAPER DTD 01/20/2015 0.100% 01/21/2015	90349OTT0	50,000,000.00	50,000,000.00	138.89	50,000,138.89	0.00	0.00	
01/21/15	01/21/15	US BANK NA INT BEAR COMM PAPER DTD 01/20/2015 0.100% 01/21/2015	90349OTT0	50,000,000.00	50,000,000.00	138.89	50,000,138.89	0.00	0.00	
01/21/15	01/21/15	US BANK NA INT BEAR COMM PAPER DTD 01/20/2015 0.100% 01/21/2015	90349OTT0	50,000,000.00	50,000,000.00	138.89	50,000,138.89	0.00	0.00	
01/21/15	01/21/15	CREDIT AGRICOLE CIB NY COMM PAPER -- 0.000% 01/21/2015	22533UNM1	50,000,000.00	50,000,000.00	0.00	50,000,000.00	180.56	0.00	
01/21/15	01/21/15	CREDIT AGRICOLE CIB NY COMM PAPER -- 0.000% 01/21/2015	22533UNM1	15,000,000.00	15,000,000.00	0.00	15,000,000.00	54.17	0.00	
01/22/15	01/22/15	CREDIT AGRICOLE CIB NY COMM PAPER -- 0.000% 01/22/2015	22533UNN9	33,000,000.00	33,000,000.00	0.00	33,000,000.00	119.17	0.00	



Managed Account Security Transactions & Interest

For the Month Ending **January 31, 2015**

SAN BERNARDINO COUNTY - 76990800

Transaction Type		Security Description	CUSIP	Par	Principal Proceeds	Accrued Interest	Total	Realized G/L Cost	Realized G/L Amort Cost	Sale Method
Trade	Settle									
MATURITY										
01/22/15	01/22/15	US BANK NA INT BEAR DTD 01/21/2015 0.100% 01/22/2015	90349QTV5	50,000,000.00	50,000,000.00	138.89	50,000,138.89	0.00	0.00	
01/22/15	01/22/15	US BANK NA INT BEAR DTD 01/21/2015 0.100% 01/22/2015	90349QTV5	50,000,000.00	50,000,000.00	138.89	50,000,138.89	0.00	0.00	
01/22/15	01/22/15	US BANK NA INT BEAR DTD 01/21/2015 0.100% 01/22/2015	90349QTV5	50,000,000.00	50,000,000.00	138.89	50,000,138.89	0.00	0.00	
01/23/15	01/23/15	US BANK NA INT BEAR COMM PAPER DTD 01/22/2015 0.100% 01/23/2015	90349QTX1	50,000,000.00	50,000,000.00	138.89	50,000,138.89	0.00	0.00	
01/23/15	01/23/15	US BANK NA INT BEAR COMM PAPER DTD 01/22/2015 0.100% 01/23/2015	90349QTX1	50,000,000.00	50,000,000.00	138.89	50,000,138.89	0.00	0.00	
01/23/15	01/23/15	US BANK NA INT BEAR COMM PAPER DTD 01/22/2015 0.100% 01/23/2015	90349QTX1	50,000,000.00	50,000,000.00	138.89	50,000,138.89	0.00	0.00	
01/23/15	01/23/15	SVENSKA HANDELSBANKEN NY CERT DEPOS DTD 12/11/2014 0.130% 01/23/2015	86958DLZ3	25,000,000.00	25,000,000.00	3,881.94	25,003,881.94	0.00	0.00	
01/23/15	01/23/15	CREDIT AGRICOLE CIB NY COMM PAPER -- 0.000% 01/23/2015	22533UNP4	50,000,000.00	50,000,000.00	0.00	50,000,000.00	180.55	0.00	
01/23/15	01/23/15	EXXON MOBIL CORP COMM PAPER DTD 12/19/2014 0.000% 01/23/2015	30229BNP8	25,000,000.00	25,000,000.00	0.00	25,000,000.00	3,159.72	0.00	
01/23/15	01/23/15	CREDIT AGRICOLE CIB NY COMM PAPER -- 0.000% 01/23/2015	22533UNP4	24,000,000.00	24,000,000.00	0.00	24,000,000.00	86.67	0.00	
01/23/15	01/23/15	FFCB NOTES (CALLED, OMD 11/19/18) DTD 11/19/2013 1.810% 01/23/2015	3133EDA51	19,725,000.00	19,725,000.00	0.00	19,725,000.00	986.25	0.00	
01/26/15	01/26/15	CREDIT AGRICOLE CIB NY COMM PAPER -- 0.000% 01/26/2015	22533UNS8	50,000,000.00	50,000,000.00	0.00	50,000,000.00	541.67	0.00	
01/26/15	01/26/15	CREDIT AGRICOLE CIB NY COMM PAPER -- 0.000% 01/26/2015	22533UNS8	16,000,000.00	16,000,000.00	0.00	16,000,000.00	173.33	0.00	
01/26/15	01/26/15	US BANK NA INT BEAR COMM PAPER DTD 01/23/2015 0.100% 01/26/2015	90349QUA9	50,000,000.00	50,000,000.00	416.67	50,000,416.67	0.00	0.00	



Managed Account Security Transactions & Interest

For the Month Ending **January 31, 2015**

SAN BERNARDINO COUNTY - 76990800

Transaction Type		Security Description	CUSIP	Par	Principal Proceeds	Accrued Interest	Total	Realized G/L Cost	Realized G/L Amort Cost	Sale Method
Trade	Settle									
MATURITY										
01/26/15	01/26/15	US BANK NA INT BEAR COMM PAPER DTD 01/23/2015 0.100% 01/26/2015	90349QUA9	50,000,000.00	50,000,000.00	416.67	50,000,416.67	0.00	0.00	
01/26/15	01/26/15	US BANK NA INT BEAR COMM PAPER DTD 01/23/2015 0.100% 01/26/2015	90349QUA9	50,000,000.00	50,000,000.00	416.67	50,000,416.67	0.00	0.00	
01/27/15	01/27/15	US BANK NA INT BEAR COMM PAPER DTD 01/26/2015 0.100% 01/27/2015	90349OUC5	50,000,000.00	50,000,000.00	138.89	50,000,138.89	0.00	0.00	
01/27/15	01/27/15	US BANK NA INT BEAR COMM PAPER DTD 01/26/2015 0.100% 01/27/2015	90349OUC5	50,000,000.00	50,000,000.00	138.89	50,000,138.89	0.00	0.00	
01/27/15	01/27/15	US BANK NA INT BEAR COMM PAPER DTD 01/26/2015 0.100% 01/27/2015	90349OUC5	50,000,000.00	50,000,000.00	138.89	50,000,138.89	0.00	0.00	
01/27/15	01/27/15	CREDIT AGRICOLE CIB NY COMM PAPER -- 0.000% 01/27/2015	22533UNT6	43,000,000.00	43,000,000.00	0.00	43,000,000.00	155.28	0.00	
01/28/15	01/28/15	US BANK NA INT BEAR COMM PAPER DTD 01/27/2015 0.100% 01/28/2015	90349QUE1	50,000,000.00	50,000,000.00	138.89	50,000,138.89	0.00	0.00	
01/28/15	01/28/15	US BANK NA INT BEAR COMM PAPER DTD 01/27/2015 0.100% 01/28/2015	90349QUE1	50,000,000.00	50,000,000.00	138.89	50,000,138.89	0.00	0.00	
01/28/15	01/28/15	US BANK NA INT BEAR COMM PAPER DTD 01/27/2015 0.100% 01/28/2015	90349QUE1	50,000,000.00	50,000,000.00	138.89	50,000,138.89	0.00	0.00	
01/28/15	01/28/15	US BANK NA INT BEAR COMM PAPER DTD 01/27/2015 0.100% 01/28/2015	90349QUE1	1,000,000.00	1,000,000.00	2.78	1,000,002.78	0.00	0.00	
01/29/15	01/29/15	NATIXIS US BRANCH COMM PAPER -- 0.000% 01/29/2015	63873KNV5	38,000,000.00	38,000,000.00	0.00	38,000,000.00	137.22	0.00	
01/29/15	01/29/15	NATIXIS US BRANCH COMM PAPER -- 0.000% 01/29/2015	63873KNV5	50,000,000.00	50,000,000.00	0.00	50,000,000.00	180.56	0.00	
01/29/15	01/29/15	US BANK NA INT BEAR COMM PAPER DTD 01/28/2015 0.100% 01/29/2015	90349QUH4	50,000,000.00	50,000,000.00	138.89	50,000,138.89	0.00	0.00	
01/29/15	01/29/15	US BANK NA INT BEAR COMM PAPER DTD 01/28/2015 0.100% 01/29/2015	90349QUH4	50,000,000.00	50,000,000.00	138.89	50,000,138.89	0.00	0.00	
01/29/15	01/29/15	US BANK NA INT BEAR COMM PAPER DTD 01/28/2015 0.100% 01/29/2015	90349QUH4	50,000,000.00	50,000,000.00	138.89	50,000,138.89	0.00	0.00	
01/29/15	01/29/15	CREDIT AGRICOLE CIB NY COMM PAPER -- 0.000% 01/29/2015	22533UNV1	50,000,000.00	50,000,000.00	0.00	50,000,000.00	180.56	0.00	



Managed Account Security Transactions & Interest

For the Month Ending **January 31, 2015**

SAN BERNARDINO COUNTY - 76990800

Transaction Type		Security Description	CUSIP	Par	Principal Proceeds	Accrued Interest	Total	Realized G/L Cost	Realized G/L Amort Cost	Sale Method
Trade	Settle									
MATURITY										
01/29/15	01/29/15	CREDIT AGRICOLE CIB NY COMM PAPER -- 0.000% 01/29/2015	22533UNV1	50,000,000.00	50,000,000.00	0.00	50,000,000.00	180.56	0.00	
01/29/15	01/29/15	CREDIT AGRICOLE CIB NY COMM PAPER -- 0.000% 01/29/2015	22533UNV1	50,000,000.00	50,000,000.00	0.00	50,000,000.00	180.56	0.00	
01/30/15	01/30/15	CREDIT AGRICOLE CIB NY COMM PAPER -- 0.000% 01/30/2015	22533UNW9	50,000,000.00	50,000,000.00	0.00	50,000,000.00	180.56	0.00	
01/30/15	01/30/15	CREDIT AGRICOLE CIB NY COMM PAPER -- 0.000% 01/30/2015	22533UNW9	50,000,000.00	50,000,000.00	0.00	50,000,000.00	180.56	0.00	
01/30/15	01/30/15	CREDIT AGRICOLE CIB NY COMM PAPER -- 0.000% 01/30/2015	22533UNW9	50,000,000.00	50,000,000.00	0.00	50,000,000.00	180.56	0.00	
01/30/15	01/30/15	CREDIT AGRICOLE CIB NY COMM PAPER -- 0.000% 01/30/2015	22533UNW9	10,000,000.00	10,000,000.00	0.00	10,000,000.00	36.11	0.00	
01/30/15	01/30/15	US BANK NA INT BEAR COMM PAPER DTD 01/29/2015 0.100% 01/30/2015	90349QUM3	50,000,000.00	50,000,000.00	138.89	50,000,138.89	0.00	0.00	
01/30/15	01/30/15	US BANK NA INT BEAR COMM PAPER DTD 01/29/2015 0.100% 01/30/2015	90349QUM3	50,000,000.00	50,000,000.00	138.89	50,000,138.89	0.00	0.00	
01/30/15	01/30/15	US BANK NA INT BEAR COMM PAPER DTD 01/29/2015 0.100% 01/30/2015	90349QUM3	50,000,000.00	50,000,000.00	138.89	50,000,138.89	0.00	0.00	
Transaction Type Sub-Total				6,042,725,000.00	6,042,725,000.00	88,583.43	6,042,813,583.43	45,388.02	0.00	
SELL										
01/08/15	01/08/15	FIDELITY GOV'T MM FUND 57	316175108	4,000,000.00	4,000,000.00	0.00	4,000,000.00	0.00	0.00	FIFO
01/08/15	01/08/15	FIDELITY GOV'T MM FUND 57	316175108	36,000,000.00	36,000,000.00	0.00	36,000,000.00	0.00	0.00	FIFO
01/21/15	01/22/15	US TREASURY NOTES DTD 10/31/2012 0.750% 10/31/2017	912828TW0	25,000,000.00	24,978,515.63	42,990.33	25,021,505.96	333,984.38	282,325.88	FIFO
01/21/15	01/22/15	US TREASURY NOTES DTD 07/31/2012 0.500% 07/31/2017	912828TG5	25,000,000.00	24,856,445.31	59,442.93	24,915,888.24	332,031.25	219,833.31	FIFO



Managed Account Security Transactions & Interest

For the Month Ending **January 31, 2015**

SAN BERNARDINO COUNTY - 76990800

Transaction Type		Security Description	CUSIP	Par	Principal Proceeds	Accrued Interest	Total	Realized G/L Cost	Realized G/L Amort Cost	Sale Method
Trade	Settle									
SELL										
01/22/15	01/23/15	US TREASURY NOTES DTD 02/29/2012 0.875% 02/28/2017	912828S30	25,000,000.00	25,154,296.88	87,620.86	25,241,917.74	207,031.25	189,711.38	FIFO
01/27/15	01/28/15	US TREASURY NOTES DTD 07/02/2012 0.750% 06/30/2017	912828TB6	25,000,000.00	25,048,828.13	14,502.76	25,063,330.89	317,382.82	250,271.63	FIFO
01/30/15	02/02/15	US TREASURY NOTES DTD 07/31/2012 0.500% 07/31/2017	912828TG5	25,000,000.00	24,909,179.69	690.61	24,909,870.30	351,562.50	251,036.19	FIFO
Transaction Type Sub-Total				165,000,000.00	164,947,265.64	205,247.49	165,152,513.13	1,541,992.20	1,193,178.39	
Managed Account Sub-Total					436,688,723.82	2,476,274.84	439,164,998.66	1,587,380.22	1,193,178.39	
Total Security Transactions					\$436,688,723.82	\$2,476,274.84	\$439,164,998.66	\$1,587,380.22	\$1,193,178.39	

Bolded items are forward settling trades.