



Customer Service
PO Box 11813
Harrisburg, PA 17108-1813

ACCOUNT STATEMENT

For the Month Ending

December 31, 2016

SAN BERNARDINO COUNTY

Client Management Team

Kenneth Schiebel, CFA

Managing Director
One Keystone Plaza, Suite 300
Harrisburg, PA 17101
717-232-2723
schiebelk@pfm.com

Danny A. Nelson

Senior Managing Consultant
222 North LaSalle, Suite 910
Chicago, IL 60601
312-523-2434
nelsond@pfm.com

Contents

Cover/Disclosures
Summary Statement
Individual Accounts

Accounts included in Statement

76990800 SAN BERNARDINO COUNTY

SAN BERNARDINO COUNTY
PARTH BHATT
268 WEST HOSPITALITY LANE
FIRST FLOOR
SAN BERNARDINO, CA 92415-0360

Online Access www.pfm.com

Customer Service 1-717-232-2723

**Important Disclosures****Important Disclosures**

This statement is for general information purposes only and is not intended to provide specific advice or recommendations. PFM Asset Management LLC ("PFM") is an investment advisor registered with the Securities and Exchange Commission, and is required to maintain a written disclosure statement of our background and business experience. If you would like to receive a copy of our current disclosure statement, please contact Service Operations at the address below.

Proxy Voting PFM does not normally receive proxies to vote on behalf of its clients. However, it does on occasion receive consent requests. In the event a consent request is received the portfolio manager contacts the client and then proceeds according to their instructions. PFM's Proxy Voting Policy is available upon request by contacting Service Operations at the address below.

Questions About an Account PFM's monthly statement is intended to detail our investment advisory activity as well as the activity of any accounts held by clients in pools that are managed by PFM. The custodian bank maintains the control of assets and executes (i.e., settles) all investment transactions. The custodian statement is the official record of security and cash holdings and transactions. PFM recognizes that clients may use these reports to facilitate record keeping and that the custodian bank statement and the PFM statement should be reconciled and differences resolved. Many custodians use a settlement date basis which may result in the need to reconcile due to a timing difference.

Account Control PFM does not have the authority to withdraw funds from or deposit funds to the custodian. Our clients retain responsibility for their internal accounting policies; implementing and enforcing internal controls and generating ledger entries or otherwise recording transactions.

Market Value Generally, PFM's market prices are derived from closing bid prices as of the last business day of the month as supplied by Interactive Data, Bloomberg or Telerate. Where prices are not available from generally recognized sources the securities are priced using a yield-based matrix system to arrive at an estimated market value. Prices that fall between data points are interpolated. Non-negotiable FDIC-insured bank certificates of deposit are priced at par. Although PFM believes the prices to be reliable, the values of the securities do not always represent the prices at which the securities could have been bought or sold. Explanation of the valuation methods for money market and TERM funds is contained in the appropriate fund information statement.

Amortized Cost The original cost of the principal of the security is adjusted for the amount of the periodic reduction of any discount or premium from the purchase date until the date of the report. Discount or premium with respect to short term securities (those with less than one year to maturity at time of issuance) is amortized on a straightline basis. Such discount or premium with respect to longer term securities is amortized using the constant yield basis.

Tax Reporting Cost data and realized gains / losses are provided for informational purposes only. Please review for accuracy and consult your tax advisor to determine the tax consequences of your security transactions. PFM does not report such information to the IRS or other taxing authorities and is not responsible for the accuracy of such information that may be required to be reported to federal, state or other taxing authorities.

Financial Situation In order to better serve you, PFM should be promptly notified of any material change in your investment objective or financial situation.

Callable Securities Securities subject to redemption prior to maturity may be redeemed in whole or in part before maturity, which could affect the yield represented.

Portfolio The securities in this portfolio, including shares of mutual funds, are not guaranteed or otherwise protected by PFM, the FDIC (except for certain non-negotiable certificates of deposit) or any government agency. Investment in securities involves risks, including the possible loss of the amount invested.

Rating Information provided for ratings is based upon a good faith inquiry of selected sources, but its accuracy and completeness cannot be guaranteed. Shares of some money market and TERM funds are marketed through representatives of PFM's wholly owned subsidiary, PFM Fund Distributors, Inc. PFM Fund Distributors, Inc. is registered with the SEC as a broker/dealer and is a member of the Financial Industry Regulatory Authority ("FINRA") and the Municipal Securities Rulemaking Board ("MSRB"). You may reach the FINRA by calling the FINRA Regulator Public Disclosure Hotline at 1-888-289-9999 or at the FINRA Regulation Internet website address www.nasd.com. A brochure describing the FINRA Regulation Public Disclosure Program is also available from the FINRA upon request.

Key Terms and Definitions

Dividends on money market funds consist of interest earned, plus any discount ratably amortized to the date of maturity, plus all realized gains and losses on the sale of securities prior to maturity, less ratable amortization of any premium and all accrued expenses to the fund. Dividends are accrued daily and may be paid either monthly or quarterly. The monthly earnings on this statement represent the estimated dividend accrued for the month for any program that distributes earnings on a quarterly basis. There is no guarantee that the estimated amount will be paid on the actual distribution date.

Current Yield is the net change, exclusive of capital changes and income other than investment income, in the value of a hypothetical fund account with a balance of one share over the seven-day base period including the statement date, expressed as a percentage of the value of one share (normally \$1.00 per share) at the beginning of the seven-day period. This resulting net change in account value is then annualized by multiplying it by 365 and dividing the result by 7. The yields quoted should not be considered a representation of the yield of the fund in the future, since the yield is not fixed.

Average maturity represents the average maturity of all securities and investments of a portfolio, determined by multiplying the par or principal value of each security or investment by its maturity (days or years), summing the products, and dividing the sum by the total principal value of the portfolio. The stated maturity date of mortgage backed or callable securities are used in this statement. However the actual maturity of these securities could vary depending on the level or prepayments on the underlying mortgages or whether a callable security has or is still able to be called.

Monthly distribution yield represents the net change in the value of one share (normally \$1.00 per share) resulting from all dividends declared during the month by a fund expressed as a percentage of the value of one share at the beginning of the month. This resulting net change is then annualized by multiplying it by 365 and dividing it by the number of calendar days in the month.

YTM at Cost The yield to maturity at cost is the expected rate of return, based on the original cost, the annual interest receipts, maturity value and the time period from purchase date to maturity, stated as a percentage, on an annualized basis.

YTM at Market The yield to maturity at market is the rate of return, based on the current market value, the annual interest receipts, maturity value and the time period remaining until maturity, stated as a percentage, on an annualized basis.

Managed Account A portfolio of investments managed discretely by PFM according to the client's specific investment policy and requirements. The investments are directly owned by the client and held by the client's custodian.

Unsettled Trade A trade which has been executed however the final consummation of the security transaction and payment has not yet taken place.

Please review the detail pages of this statement carefully. If you think your statement is wrong, missing account information, or if you need more information about a transaction, please contact PFM within 60 days of receipt. If you have other concerns or questions regarding your account you should contact a member of your client management team or PFM Service Operations at the address below.

PFM Asset Management LLC
Attn: Service Operations
One Keystone Plaza, Suite 300
N. Front & Market Sts
Harrisburg, PA 17101



Account Statement

For the Month Ending **December 31, 2016**

Consolidated Summary Statement

SAN BERNARDINO COUNTY

Portfolio Summary

Portfolio Holdings	Cash Dividends and Income	Closing Market Value
PFM Managed Account	3,055,018.29	5,747,376,651.45
Cash Balance	0.00	371,412,399.90
Total	\$3,055,018.29	\$6,118,789,051.35

Investment Allocation

Investment Type	Closing Market Value	Percent
Bank Deposit Account	50,000,000.00	0.82
Certificate of Deposit	1,375,065,878.05	22.47
Commercial Paper	884,264,160.00	14.45
Corporate Note	82,701,613.00	1.35
Federal Agency Bond / Note	1,661,051,595.40	27.15
Joint Powers Authority	192,000,000.00	3.14
Money Market Fund	278,000,000.00	4.54
Supra-National Agency Bond / Note	783,819,185.00	12.81
U.S. Treasury Bond / Note	440,474,220.00	7.20
Cash Balance	371,412,399.90	6.07

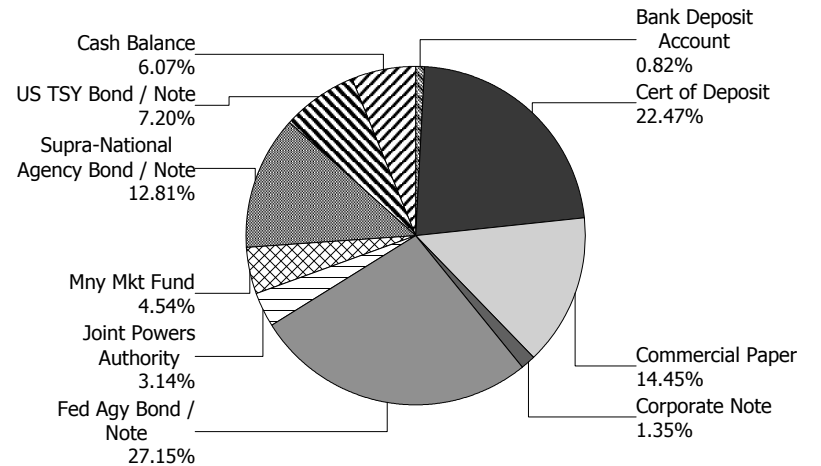
Total **\$6,118,789,051.35** **100.00%**

Maturity Distribution (Fixed Income Holdings)

Portfolio Holdings	Closing Market Value	Percent
Under 30 days	2,126,417,258.15	34.76
31 to 60 days	430,059,690.00	7.03
61 to 90 days	375,037,476.80	6.13
91 to 180 days	503,248,245.25	8.22
181 days to 1 year	645,034,378.22	10.54
1 to 2 years	992,068,672.53	16.21
2 to 3 years	846,639,305.40	13.84
3 to 4 years	100,541,825.00	1.64
4 to 5 years	99,742,200.00	1.63
Over 5 years	0.00	0.00
Total	\$6,118,789,051.35	100.00%

Weighted Average Days to Maturity **310**

Sector Allocation





Managed Account Summary Statement

For the Month Ending **December 31, 2016**

SAN BERNARDINO COUNTY - 76990800

Transaction Summary - Managed Account

Opening Market Value	\$5,110,038,583.30
Maturities/Calls	(2,953,655,000.00)
Principal Dispositions	0.00
Principal Acquisitions	3,591,273,221.34
Unsettled Trades	0.00
Change in Current Value	(280,153.19)
Closing Market Value	\$5,747,376,651.45

Cash Transactions Summary - Managed Account

Maturities/Calls	2,953,659,433.34
Sale Proceeds	0.00
Coupon/Interest/Dividend Income	3,262,537.30
Principal Payments	0.00
Security Purchases	(3,591,641,968.23)
Net Cash Contribution	634,719,997.59
Reconciling Transactions	0.00

Earnings Reconciliation (Cash Basis) - Managed Account

Interest/Dividends/Coupons Received	3,266,970.64
Less Purchased Interest Related to Interest/Coupons	(368,746.89)
Plus Net Realized Gains/Losses	156,794.54
Total Cash Basis Earnings	\$3,055,018.29

Cash Balance

Closing Cash Balance \$0.00

Earnings Reconciliation (Accrual Basis)

	Total
Ending Amortized Value of Securities	5,754,689,498.39
Ending Accrued Interest	10,575,139.86
Plus Proceeds from Sales	0.00
Plus Proceeds of Maturities/Calls/Principal Payments	2,953,659,433.34
Plus Coupons/Dividends Received	3,262,537.30
Less Cost of New Purchases	(3,591,641,968.23)
Less Beginning Amortized Value of Securities	(5,116,764,280.24)
Less Beginning Accrued Interest	(9,457,686.97)
Total Accrual Basis Earnings	\$4,322,673.45



Portfolio Summary and Statistics

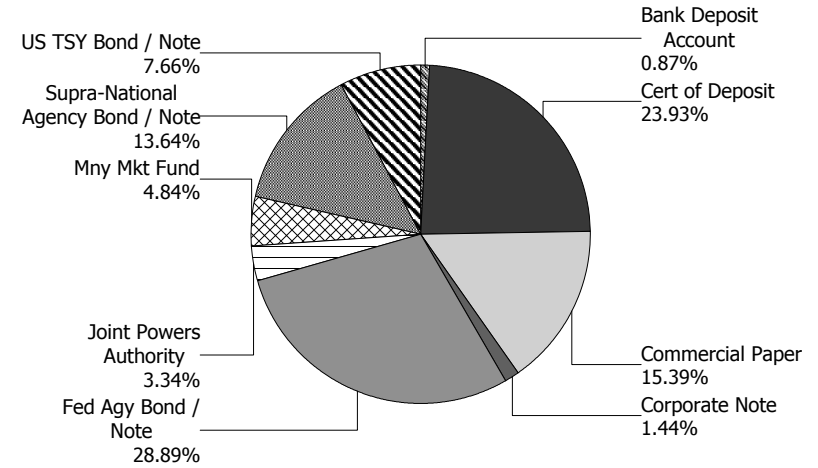
For the Month Ending **December 31, 2016**

SAN BERNARDINO COUNTY - 76990800

Account Summary

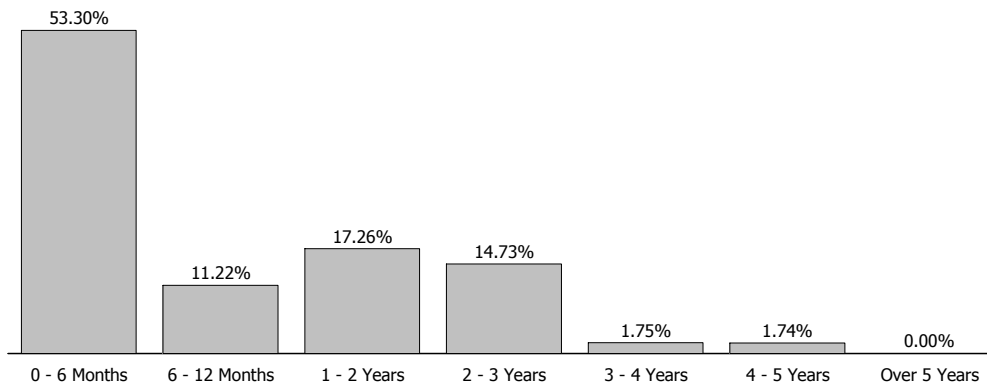
Description	Par Value	Market Value	Percent
U.S. Treasury Bond / Note	440,000,000.00	440,474,220.00	7.66
Supra-National Agency Bond / Note	790,000,000.00	783,819,185.00	13.64
Money Market Fund	278,000,000.00	278,000,000.00	4.84
Joint Powers Authority	192,000,000.00	192,000,000.00	3.34
Federal Agency Bond / Note	1,663,511,000.00	1,661,051,595.40	28.89
Corporate Note	83,000,000.00	82,701,613.00	1.44
Commercial Paper	885,000,000.00	884,264,160.00	15.39
Certificate of Deposit	1,375,000,000.00	1,375,065,878.05	23.93
Bank Deposit Account	50,000,000.00	50,000,000.00	0.87
Managed Account Sub-Total	5,756,511,000.00	5,747,376,651.45	100.00%
Accrued Interest		10,575,139.86	
Total Portfolio	5,756,511,000.00	5,757,951,791.31	

Sector Allocation



Unsettled Trades **0.00** **0.00**

Maturity Distribution



Characteristics

Yield to Maturity at Cost	0.93%
Yield to Maturity at Market	1.00%
Duration to Worst	0.89
Weighted Average Days to Maturity	330



Managed Account Issuer Summary

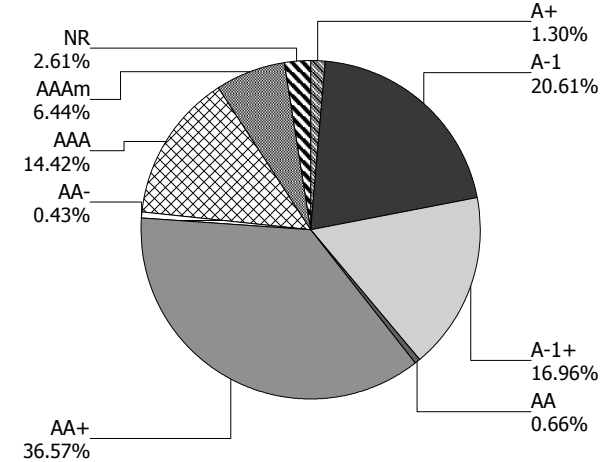
For the Month Ending **December 31, 2016**

SAN BERNARDINO COUNTY - 76990800

Issuer Summary

Issuer	Market Value of Holdings	Percent
BANK OF MONTREAL	199,987,082.80	3.48
BANK OF NOVA SCOTIA	125,070,395.00	2.18
BANK OF THE WEST	100,000,000.00	1.74
BERKSHIRE HATHAWAY INC	24,988,825.00	0.43
BNP PARIBAS	99,993,500.00	1.74
BPCE GROUP	99,991,600.00	1.74
CAMP	192,000,000.00	3.34
CBA NY	175,067,257.75	3.05
CREDIT AGRICOLE SA	149,991,750.00	2.61
FANNIE MAE	474,824,697.53	8.26
FEDERAL FARM CREDIT BANKS	274,231,973.72	4.77
FEDERAL HOME LOAN BANKS	504,541,993.75	8.78
FEDERATED GOVT OBLIGATIONS FUNDS	72,000,000.00	1.25
FIDELITY TREASURY MF	106,000,000.00	1.84
FREDDIE MAC	407,452,930.40	7.09
INTER-AMERICAN DEVELOPMENT BANK	197,878,050.00	3.44
INTL BANK OF RECONSTRUCTION AND DEV	585,941,135.00	10.19
JP MORGAN CHASE & CO	124,699,440.00	2.17
MICROSOFT CORP	44,711,085.00	0.78
MITSUBISHI UFJ FINANCIAL GROUP INC	209,979,960.00	3.65
RABOBANK NEDERLAND	99,750,750.00	1.74
ROYAL BANK OF CANADA	124,853,555.75	2.17
STONECASTLE FICA	50,000,000.00	0.87
SUMITOMO MITSUI FINANCIAL GROUP INC	149,996,241.00	2.61
SVENSKA HANDELSBANKEN	99,991,918.00	1.74
TORONTO-DOMINION BANK	225,032,751.75	3.92
TOYOTA MOTOR CORP	149,864,975.00	2.61
UNITED STATES TREASURY	440,474,220.00	7.66
WAL-MART STORES INC	13,001,703.00	0.23
WELLS FARGO & COMPANY	150,038,336.00	2.61
WESTPAC BANKING CORP NY	75,020,525.00	1.31

Credit Quality (S&P Ratings)





Managed Account Issuer Summary

For the Month Ending **December 31, 2016**

SAN BERNARDINO COUNTY - 76990800

Total	\$5,747,376,651.45	100.00%
--------------	---------------------------	----------------



Managed Account Detail of Securities Held

For the Month Ending **December 31, 2016**

SAN BERNARDINO COUNTY - 76990800

Security Type/Description Dated Date/Coupon/Maturity	CUSIP	Par	S&P Rating	Moody's Rating	Trade Date	Settle Date	Original Cost	YTM at Cost	Accrued Interest	Amortized Cost	Market Value
U.S. Treasury Bond / Note											
US TREASURY NOTES DTD 01/31/2012 0.875% 01/31/2017	912828SC5	50,000,000.00	AA+	Aaa	12/06/13	12/09/13	50,257,812.50	0.71	183,084.24	50,006,749.50	50,019,900.00
US TREASURY NOTES DTD 05/31/2012 0.625% 05/31/2017	912828SY7	15,000,000.00	AA+	Aaa	05/07/14	05/08/14	14,866,992.19	0.92	8,241.76	14,981,897.25	15,001,170.00
US TREASURY NOTES DTD 08/31/2012 0.625% 08/31/2017	912828TM2	25,000,000.00	AA+	Aaa	06/10/14	06/11/14	24,675,781.25	1.04	53,090.47	24,932,682.50	24,980,475.00
US TREASURY NOTES DTD 11/30/2012 0.625% 11/30/2017	912828UA6	25,000,000.00	AA+	Aaa	11/05/15	11/06/15	24,867,187.50	0.89	13,736.26	24,941,074.75	24,941,400.00
US TREASURY NOTES DTD 02/29/2012 1.375% 02/28/2019	912828SH4	25,000,000.00	AA+	Aaa	11/18/15	11/19/15	25,046,875.00	1.32	116,799.03	25,031,183.25	25,070,300.00
US TREASURY NOTES DTD 02/28/2014 1.500% 02/28/2019	912828C24	50,000,000.00	AA+	Aaa	10/27/16	10/28/16	50,607,421.88	0.97	254,834.25	50,561,348.50	50,273,450.00
US TREASURY NOTES DTD 03/31/2014 1.625% 03/31/2019	912828C65	25,000,000.00	AA+	Aaa	11/12/15	11/13/15	25,210,937.50	1.37	103,794.64	25,141,223.00	25,198,250.00
US TREASURY NOTES DTD 06/15/2016 0.875% 06/15/2019	912828R85	25,000,000.00	AA+	Aaa	12/20/16	12/21/16	24,660,156.25	1.43	10,216.35	24,664,233.25	24,738,275.00
US TREASURY NOTES DTD 10/31/2014 1.500% 10/31/2019	912828F62	25,000,000.00	AA+	Aaa	12/20/16	12/21/16	24,968,750.00	1.54	64,226.52	24,969,086.50	25,060,550.00
US TREASURY NOTES DTD 11/30/2012 1.000% 11/30/2019	912828UB4	25,000,000.00	AA+	Aaa	11/10/16	11/14/16	24,900,390.63	1.13	21,978.02	24,904,661.50	24,699,225.00
US TREASURY NOTES DTD 08/16/2010 2.625% 08/15/2020	912828NT3	25,000,000.00	AA+	Aaa	12/20/16	12/21/16	25,721,679.69	1.80	247,877.04	25,716,015.75	25,849,600.00
US TREASURY NOTES DTD 11/30/2015 1.625% 11/30/2020	912828M98	25,000,000.00	AA+	Aaa	12/20/16	12/21/16	24,755,859.38	1.88	35,911.60	24,757,686.25	24,899,425.00
US TREASURY NOTES DTD 05/31/2016 1.375% 05/31/2021	912828R77	25,000,000.00	AA+	Aaa	12/20/16	12/21/16	24,334,960.94	2.00	30,219.78	24,339,312.25	24,502,925.00
US TREASURY NOTES DTD 06/02/2014 2.000% 05/31/2021	912828WN6	50,000,000.00	AA+	Aaa	12/02/16	12/05/16	50,447,265.63	1.79	87,912.09	50,440,139.50	50,306,650.00



Managed Account Detail of Securities Held

For the Month Ending **December 31, 2016**

SAN BERNARDINO COUNTY - 76990800

Security Type/Description Dated Date/Coupon/Maturity	CUSIP	Par	S&P Rating	Moody's Rating	Trade Date	Settle Date	Original Cost	YTM at Cost	Accrued Interest	Amortized Cost	Market Value
U.S. Treasury Bond / Note											
US TREASURY NOTES DTD 12/01/2014 1.875% 11/30/2021	912828G53	25,000,000.00	AA+	Aaa	12/20/16	12/21/16	24,734,375.00	2.10	41,208.79	24,735,931.75	24,932,625.00
Security Type Sub-Total		440,000,000.00					440,056,445.34	1.36	1,273,130.84	440,123,225.50	440,474,220.00
Supra-National Agency Bond / Note											
INTL BK RECON & DEV GLOBAL NT (CALLABLE) DTD 05/19/2015 0.770% 05/19/2017	45905USE5	25,000,000.00	AAA	Aaa	05/01/15	05/19/15	25,000,000.00	0.77	22,458.33	25,000,000.00	25,027,525.00
INTL BK RECON & DEV GLOBAL NT (CALLABLE) DTD 05/19/2015 0.770% 05/19/2017	45905USE5	25,000,000.00	AAA	Aaa	05/01/15	05/19/15	25,000,000.00	0.77	22,458.33	25,000,000.00	25,027,525.00
INTL BANK OF RECON AND DEV GLOBAL NOTES DTD 06/23/2015 1.000% 11/15/2017	459058EM1	25,000,000.00	AAA	Aaa	06/16/15	06/23/15	24,997,750.00	1.00	31,944.44	24,999,155.25	24,932,875.00
INTL BANK OF RECON AND DEV GLOBAL NOTES DTD 04/10/2014 1.375% 04/10/2018	459058DNO	25,000,000.00	AAA	Aaa	03/04/16	03/09/16	25,140,000.00	1.10	77,343.75	25,085,965.75	25,018,200.00
INTL BANK OF RECON AND DEV GLOBAL NOTES DTD 04/30/2015 1.000% 06/15/2018	459058EJ8	25,000,000.00	AAA	Aaa	12/17/15	12/22/15	24,798,450.00	1.33	11,111.11	24,880,949.75	24,898,350.00
INTL BANK OF RECON AND DEV GLOBAL NOTES DTD 04/30/2015 1.000% 06/15/2018	459058EJ8	25,000,000.00	AAA	Aaa	12/17/15	12/22/15	24,798,500.00	1.33	11,111.11	24,880,979.25	24,898,350.00
INTL BANK OF RECON AND DEV GLOBAL NOTES DTD 04/30/2015 1.000% 06/15/2018	459058EJ8	40,000,000.00	AAA	Aaa	05/18/16	05/23/16	40,008,400.00	0.99	17,777.78	40,005,986.80	39,837,360.00
INTL BANK OF RECON AND DEV GLOBAL NOTES DTD 04/30/2015 1.000% 06/15/2018	459058EJ8	50,000,000.00	AAA	Aaa	04/22/15	04/30/15	49,914,500.00	1.06	22,222.22	49,959,771.00	49,796,700.00



Managed Account Detail of Securities Held

For the Month Ending **December 31, 2016**

SAN BERNARDINO COUNTY - 76990800

Security Type/Description Dated Date/Coupon/Maturity	CUSIP	Par	S&P Rating	Moody's Rating	Trade Date	Settle Date	Original Cost	YTM at Cost	Accrued Interest	Amortized Cost	Market Value
Supra-National Agency Bond / Note											
INTL BANK OF RECON AND DEV SN NOTES DTD 04/19/2016 0.875% 07/19/2018	459058FE8	25,000,000.00	AAA	Aaa	05/19/16	05/24/16	24,889,806.75	1.08	98,437.50	24,920,389.50	24,844,100.00
INTL BANK OF RECON AND DEV SN NOTES DTD 04/19/2016 0.875% 07/19/2018	459058FE8	50,000,000.00	AAA	Aaa	04/12/16	04/19/16	49,911,500.00	0.95	196,875.00	49,938,745.00	49,688,200.00
INTER-AMERICAN DEVELOPMENT BANK DTD 08/24/2011 1.750% 08/24/2018	4581X0BR8	25,000,000.00	AAA	Aaa	05/31/16	06/03/16	25,370,589.25	1.07	154,340.28	25,275,265.25	25,162,075.00
INTL BANK OF RECON AND DEV GLOBAL NOTES DTD 10/07/2015 1.000% 10/05/2018	459058ER0	50,000,000.00	AAA	Aaa	09/30/15	10/07/15	49,915,000.00	1.06	119,444.44	49,949,689.50	49,752,600.00
INTL BK OF REC AND DEV NOTE (CALLABLE) DTD 04/26/2016 1.250% 04/26/2019	459058FC2	25,000,000.00	AAA	Aaa	04/21/16	04/26/16	24,947,500.00	1.32	56,423.61	24,959,235.00	24,782,925.00
INTER-AMERICAN DEVELOPMENT BANK DTD 04/12/2016 1.000% 05/13/2019	458182DX7	25,000,000.00	AAA	Aaa	05/24/16	05/27/16	24,842,875.00	1.22	33,333.33	24,874,100.50	24,650,125.00
INTER-AMERICAN DEVELOPMENT BANK DTD 04/12/2016 1.000% 05/13/2019	458182DX7	100,000,000.00	AAA	Aaa	04/05/16	04/12/16	99,700,000.00	1.10	133,333.33	99,769,270.00	98,600,500.00
INTL BANK OF RECON AND DEV DTD 01/25/2016 1.430% 07/25/2019	45905UUV4	50,000,000.00	AAA	Aaa	01/13/16	01/25/16	50,000,000.00	1.43	309,833.33	50,000,000.00	49,796,250.00
INTL BANK OF RECON AND DEV GLOBAL NOTES DTD 01/28/2016 1.250% 07/26/2019	459058EV1	25,000,000.00	AAA	Aaa	01/21/16	01/28/16	24,879,250.00	1.39	134,548.61	24,910,648.50	24,732,625.00
INTL BANK OF RECON AND DEV SN NOTE DTD 07/13/2016 0.875% 08/15/2019	459058FK4	50,000,000.00	AAA	Aaa	07/08/16	07/13/16	49,907,500.00	0.94	165,277.78	49,921,247.50	48,938,650.00
INTER-AMERICAN DEVELOPMENT BANK DTD 10/15/2015 1.250% 10/15/2019	4581X0CR7	25,000,000.00	AAA	Aaa	12/02/15	12/07/15	24,651,000.00	1.62	65,972.22	24,745,523.50	24,732,675.00
INTER-AMERICAN DEVELOPMENT BANK DTD 10/15/2015 1.250% 10/15/2019	4581X0CR7	25,000,000.00	AAA	Aaa	03/16/16	03/21/16	24,746,000.00	1.54	65,972.22	24,800,295.25	24,732,675.00
INTL BANK OF RECON AND DEV GLOBAL NOTES DTD 10/27/2016 1.125% 11/27/2019	459058FS7	50,000,000.00	AAA	Aaa	10/20/16	10/27/16	49,894,500.00	1.20	53,125.00	49,900,376.50	49,250,100.00



Managed Account Detail of Securities Held

For the Month Ending **December 31, 2016**

SAN BERNARDINO COUNTY - 76990800

Security Type/Description Dated Date/Coupon/Maturity	CUSIP	Par	S&P Rating	Moody's Rating	Trade Date	Settle Date	Original Cost	YTM at Cost	Accrued Interest	Amortized Cost	Market Value
Supra-National Agency Bond / Note											
INTL BANK OF RECON AND DEV GLOBAL NOTES DTD 03/30/2016 1.375% 03/30/2020	459058FA6	25,000,000.00	AAA	Aaa	03/23/16	03/30/16	24,923,500.00	1.45	86,892.36	24,937,568.75	24,718,800.00
Security Type Sub-Total		790,000,000.00					788,236,621.00	1.15	1,890,236.08	788,715,162.55	783,819,185.00
Money Market Fund											
FEDERATED GOVT OBLIGATIONS FUND	608919718	72,000,000.00	AAA	Aaa	09/12/16	09/12/16	72,000,000.00	0.40	0.00	72,000,000.00	72,000,000.00
BANK OF THE WEST MONEY MARKET FUND	BKOFWEST7	100,000,000.00	NR	NR	12/08/16	12/08/16	100,000,000.00	0.53	0.00	100,000,000.00	100,000,000.00
FIDELITY GOV'T MM FUND 2642	31607A703	106,000,000.00	AAA	Aaa	10/27/16	10/27/16	106,000,000.00	0.39	0.00	106,000,000.00	106,000,000.00
Security Type Sub-Total		278,000,000.00					278,000,000.00	0.44	0.00	278,000,000.00	278,000,000.00
Joint Powers Authority											
CALIFORNIA ASSET MANAGEMENT PROGRAM	CAMPFM025	18,000,000.00	AAA	NR	12/08/15	12/08/15	18,000,000.00	0.77	0.00	18,000,000.00	18,000,000.00
CALIFORNIA ASSET MANAGEMENT PROGRAM	CAMPFM025	24,000,000.00	AAA	NR	08/12/15	08/12/15	24,000,000.00	0.77	0.00	24,000,000.00	24,000,000.00
CALIFORNIA ASSET MANAGEMENT PROGRAM	CAMPFM025	50,000,000.00	AAA	NR	06/25/15	06/25/15	50,000,000.00	0.77	0.00	50,000,000.00	50,000,000.00
CALIFORNIA ASSET MANAGEMENT PROGRAM	CAMPFM025	50,000,000.00	AAA	NR	08/05/15	08/05/15	50,000,000.00	0.77	0.00	50,000,000.00	50,000,000.00
CALIFORNIA ASSET MANAGEMENT PROGRAM	CAMPFM025	50,000,000.00	AAA	NR	04/27/16	04/27/16	50,000,000.00	0.77	0.00	50,000,000.00	50,000,000.00
Security Type Sub-Total		192,000,000.00					192,000,000.00	0.77	0.00	192,000,000.00	192,000,000.00
Federal Agency Bond / Note											
FANNIE MAE GLOBAL NOTES DTD 01/09/2012 1.250% 01/30/2017	3135G0GY3	50,000,000.00	AA+	Aaa	10/16/14	10/17/14	50,746,000.00	0.59	262,152.78	50,026,429.50	50,023,650.00



Managed Account Detail of Securities Held

For the Month Ending **December 31, 2016**

SAN BERNARDINO COUNTY - 76990800

Security Type/Description Dated Date/Coupon/Maturity	CUSIP	Par	S&P Rating	Moody's Rating	Trade Date	Settle Date	Original Cost	YTM at Cost	Accrued Interest	Amortized Cost	Market Value
Federal Agency Bond / Note											
FANNIE MAE GLOBAL NOTES DTD 01/09/2012 1.250% 01/30/2017	3135G0GY3	50,000,000.00	AA+	Aaa	10/27/14	10/28/14	50,713,000.00	0.61	262,152.78	50,025,605.50	50,023,650.00
FHLMC NOTES DTD 01/21/2014 0.875% 02/22/2017	3137EADT3	25,000,000.00	AA+	Aaa	01/17/14	01/21/14	24,959,750.00	0.93	78,385.42	24,998,128.50	25,011,200.00
FFCB (FLOATING) NOTES DTD 02/27/2014 0.811% 02/27/2017	3133EDFW7	30,000,000.00	AA+	Aaa	02/21/14	02/27/14	30,000,000.00	0.21	3,379.63	30,000,000.00	30,012,780.00
FHLB AGENCY DTD 03/06/2015 0.720% 03/06/2017	3130A4K27	50,000,000.00	AA+	Aaa	03/26/15	03/27/15	50,004,500.00	0.72	115,000.00	50,000,423.50	50,006,500.00
FHLB NOTES DTD 02/06/2012 0.875% 03/10/2017	3133782N0	25,000,000.00	AA+	Aaa	12/23/14	12/26/14	24,975,224.50	0.92	67,447.92	24,997,835.50	25,009,125.00
FFCB (FLOATING) NOTES DTD 04/17/2014 0.786% 04/17/2017	3133EDJX1	25,000,000.00	AA+	Aaa	04/11/14	04/17/14	25,000,000.00	0.21	8,189.79	25,000,000.00	25,013,000.00
FANNIE MAE GLOBAL NOTES DTD 04/16/2007 5.000% 05/11/2017	31359M7X5	50,000,000.00	AA+	Aaa	03/26/15	03/27/15	54,460,500.00	0.75	347,222.22	50,763,701.50	50,763,000.00
FHLMC NOTES DTD 12/30/2014 0.990% 06/30/2017	3134G5VY8	50,000,000.00	AA+	Aaa	12/18/14	12/30/14	50,000,000.00	0.99	1,375.00	50,000,000.00	50,083,400.00
FHLMC NOTES DTD 05/29/2015 0.750% 07/14/2017	3137EADV8	25,000,000.00	AA+	Aaa	05/28/15	05/29/15	24,980,500.00	0.79	86,979.17	24,995,041.50	25,004,125.00
FHLB NOTES DTD 07/24/2015 0.750% 08/28/2017	3130A62S5	17,000,000.00	AA+	Aaa	07/23/15	07/24/15	16,961,920.00	0.86	43,562.50	16,988,505.79	16,996,787.00
FHLB NOTES DTD 06/02/2015 0.750% 08/28/2017	3130A5HT9	23,250,000.00	AA+	Aaa	06/02/15	06/03/15	23,211,172.50	0.83	59,578.13	23,239,210.84	23,239,746.75
FANNIE MAE GLOBAL NOTES DTD 07/20/2012 0.875% 08/28/2017	3135G0MZ3	50,000,000.00	AA+	Aaa	09/18/12	09/19/12	50,046,000.00	0.86	149,479.17	50,007,863.00	50,034,350.00
FFCB NOTES DTD 02/25/2015 1.000% 09/25/2017	3133EEQX1	19,589,000.00	AA+	Aaa	04/28/15	04/29/15	19,682,047.75	0.80	52,237.33	19,617,554.69	19,613,368.72
FFCB NOTES DTD 02/25/2015 1.000% 09/25/2017	3133EEQX1	25,000,000.00	AA+	Aaa	03/04/15	03/04/15	25,010,711.25	0.98	66,666.67	25,003,088.50	25,031,100.00



Managed Account Detail of Securities Held

For the Month Ending **December 31, 2016**

SAN BERNARDINO COUNTY - 76990800

Security Type/Description Dated Date/Coupon/Maturity	CUSIP	Par	S&P Rating	Moody's Rating	Trade Date	Settle Date	Original Cost	YTM at Cost	Accrued Interest	Amortized Cost	Market Value
Federal Agency Bond / Note											
FNMA NOTES DTD 08/25/2014 1.000% 09/27/2017	3135G0ZL0	10,000,000.00	AA+	Aaa	08/21/14	08/25/14	9,964,300.00	1.12	26,111.11	9,991,347.20	10,009,350.00
FREDDIE MAC GLOBAL NOTES (EX-CALLABLE) DTD 09/27/2012 1.000% 09/27/2017	3134G3M31	10,000,000.00	AA+	Aaa	04/28/15	04/29/15	10,046,400.00	0.81	26,111.11	10,014,314.70	10,014,600.00
FHLB NOTES DTD 09/03/2014 1.100% 09/29/2017	3130A2XL5	15,000,000.00	AA+	Aaa	09/04/14	09/05/14	14,974,950.00	1.16	42,166.67	14,993,833.80	15,028,530.00
FHLB NOTES DTD 09/03/2014 1.100% 09/29/2017	3130A2XL5	25,000,000.00	AA+	Aaa	09/04/14	09/05/14	24,962,000.00	1.15	70,277.78	24,990,645.75	25,047,550.00
FANNIE MAE GLOBAL NOTES DTD 09/24/2012 0.875% 10/26/2017	3135G0PO0	25,000,000.00	AA+	Aaa	04/28/15	04/29/15	25,044,575.00	0.80	39,496.53	25,014,755.00	25,003,500.00
FHLMC NOTES DTD 12/11/2015 1.000% 12/15/2017	3137EADX4	50,000,000.00	AA+	Aaa	12/10/15	12/11/15	49,948,500.00	1.05	22,222.22	49,975,391.00	50,038,150.00
FFCB NOTES DTD 12/18/2014 1.125% 12/18/2017	3133EEFE5	25,000,000.00	AA+	Aaa	12/09/14	12/18/14	24,975,925.00	1.16	10,156.25	24,992,174.50	25,049,275.00
FFCB NOTES DTD 12/18/2014 1.125% 12/18/2017	3133EEFE5	25,000,000.00	AA+	Aaa	12/09/14	12/18/14	24,976,000.00	1.16	10,156.25	24,992,198.75	25,049,275.00
FHLB NOTES DTD 11/20/2015 1.000% 12/19/2017	3130A6SW8	25,000,000.00	AA+	Aaa	11/19/15	11/20/15	25,000,000.00	1.00	8,333.33	25,000,000.00	25,016,025.00
FHLMC NOTES DTD 11/21/2012 0.750% 01/12/2018	3137EADN6	25,000,000.00	AA+	Aaa	01/28/13	01/29/13	24,656,750.00	1.04	88,020.83	24,927,134.25	24,949,050.00
FHLMC NOTES DTD 11/21/2012 0.750% 01/12/2018	3137EADN6	25,000,000.00	AA+	Aaa	01/30/13	01/31/13	24,670,250.00	1.02	88,020.83	24,929,938.75	24,949,050.00
FFCB NOTES DTD 02/26/2016 0.850% 02/26/2018	3133EFF51	25,000,000.00	AA+	Aaa	02/24/16	02/26/16	25,011,500.00	0.83	73,784.72	25,006,650.25	24,900,875.00
FHLB NOTES DTD 02/18/2016 0.875% 03/19/2018	3130A7CX1	25,000,000.00	AA+	Aaa	02/16/16	02/18/16	24,992,250.00	0.89	61,979.17	24,995,443.25	24,959,675.00
FNMA NOTE DTD 03/04/2016 0.875% 03/28/2018	3135G0J61	50,000,000.00	AA+	Aaa	03/01/16	03/04/16	49,900,000.00	0.97	113,020.83	49,939,656.50	49,899,700.00



Managed Account Detail of Securities Held

For the Month Ending **December 31, 2016**

SAN BERNARDINO COUNTY - 76990800

Security Type/Description Dated Date/Coupon/Maturity	CUSIP	Par	S&P Rating	Moody's Rating	Trade Date	Settle Date	Original Cost	YTM at Cost	Accrued Interest	Amortized Cost	Market Value
Federal Agency Bond / Note											
FHLMC REFERENCE NOTE DTD 04/07/2016 0.750% 04/09/2018	3137EAEA3	50,000,000.00	AA+	Aaa	04/06/16	04/07/16	49,921,500.00	0.83	85,416.67	49,950,060.00	49,815,500.00
FFCB NOTES DTD 04/12/2016 0.750% 04/18/2018	3133EF3B1	50,000,000.00	AA+	Aaa	04/07/16	04/12/16	49,932,000.00	0.82	76,041.67	49,956,131.00	49,621,400.00
FHLB NOTES DTD 02/27/2015 1.125% 04/25/2018	3130A4GJ5	30,000,000.00	AA+	Aaa	02/26/15	02/27/15	29,986,200.00	1.14	61,875.00	29,994,149.10	30,023,160.00
FHLB NOTES DTD 05/04/2015 1.000% 05/04/2018	3130A57K9	25,000,000.00	AA+	Aaa	04/28/15	05/04/15	25,006,500.00	0.99	39,583.33	25,002,930.25	24,934,575.00
FFCB NOTES DTD 05/11/2015 1.030% 05/11/2018	3133EEJ50	25,000,000.00	AA+	Aaa	05/04/15	05/11/15	24,980,500.00	1.06	35,763.89	24,991,078.00	24,970,450.00
FFCB NOTES DTD 05/11/2015 1.030% 05/11/2018	3133EEJ50	25,000,000.00	AA+	Aaa	05/05/15	05/11/15	24,954,575.00	1.09	35,763.89	24,979,210.75	24,970,450.00
FHLB NOTES DTD 05/04/2012 1.250% 06/08/2018	313379DT3	25,000,000.00	AA+	Aaa	05/09/16	05/10/16	25,225,000.00	0.81	19,965.28	25,155,935.25	25,056,900.00
FEDERAL HOME LOAN BANKS AGCY DTD 05/27/2016 0.875% 06/29/2018	3130A8BD4	35,000,000.00	AA+	Aaa	05/26/16	05/27/16	34,915,650.00	0.99	1,701.39	34,939,437.40	34,878,305.00
FNMA NOTES (CALLABLE) GLOBAL NOTES DTD 07/27/2016 0.875% 07/27/2018	3135G0M75	28,325,000.00	AA+	Aaa	07/27/16	07/28/16	28,265,517.50	0.98	106,022.05	28,278,083.32	28,095,482.53
FHLB NOTES DTD 07/08/2016 0.625% 08/07/2018	3130A8PK3	25,000,000.00	AA+	Aaa	07/07/16	07/08/16	24,948,000.00	0.73	62,500.00	24,959,930.00	24,801,300.00
FHLB NOTES DTD 08/07/2015 1.125% 09/14/2018	3130A6AE7	25,000,000.00	AA+	Aaa	10/05/16	10/07/16	25,072,000.00	0.97	83,593.75	25,063,401.75	24,985,375.00
FHLMC REFERENCE NOTE DTD 09/16/2016 0.875% 10/12/2018	3137EAED7	50,000,000.00	AA+	Aaa	09/15/16	09/16/16	49,978,500.00	0.90	127,604.17	49,981,535.50	49,728,250.00
FNMA BENCHMARK NOTE DTD 09/01/2015 1.125% 10/19/2018	3135G0E58	12,000,000.00	AA+	Aaa	09/09/15	09/10/15	11,972,640.00	1.20	27,000.00	11,984,018.04	11,985,240.00
FNMA BENCHMARK NOTE DTD 09/01/2015 1.125% 10/19/2018	3135G0E58	25,000,000.00	AA+	Aaa	09/09/15	09/10/15	24,943,250.00	1.20	56,250.00	24,966,850.25	24,969,250.00



Managed Account Detail of Securities Held

For the Month Ending **December 31, 2016**

SAN BERNARDINO COUNTY - 76990800

Security Type/Description Dated Date/Coupon/Maturity	CUSIP	Par	S&P Rating	Moody's Rating	Trade Date	Settle Date	Original Cost	YTM at Cost	Accrued Interest	Amortized Cost	Market Value
Federal Agency Bond / Note											
FHLMC NOTES (CALLABLE) DTD 04/26/2016 1.050% 10/26/2018	3134G8YU7	50,000,000.00	AA+	Aaa	04/19/16	04/26/16	49,965,000.00	1.08	94,791.67	49,974,439.00	49,709,900.00
FHLB NOTES DTD 12/08/2016 1.250% 01/16/2019	3130AAE46	50,000,000.00	AA+	Aaa	12/07/16	12/08/16	49,998,000.00	1.25	39,930.56	49,998,000.00	49,982,550.00
FNMA BENCHMARK NOTE DTD 02/23/2016 1.000% 02/26/2019	3135G0J53	25,000,000.00	AA+	Aaa	02/18/16	02/23/16	24,941,000.00	1.08	86,805.56	24,957,586.75	24,844,575.00
FREDDIE MAC NOTES DTD 03/21/2016 1.125% 04/15/2019	3137EADZ9	25,000,000.00	AA+	Aaa	03/17/16	03/21/16	24,991,750.00	1.14	59,375.00	24,993,781.75	24,898,825.00
FHLB GLOBAL NOTE DTD 06/03/2016 1.125% 06/21/2019	3130A8DB6	50,000,000.00	AA+	Aaa	06/02/16	06/03/16	49,979,000.00	1.14	15,625.00	49,982,864.50	49,715,400.00
FREDDIE MAC GLOBAL NOTES DTD 07/30/2012 1.250% 08/01/2019	3137EADK2	23,347,000.00	AA+	Aaa	08/07/15	08/10/15	23,123,989.46	1.50	121,598.96	23,200,597.03	23,250,880.40
FNMA NOTES DTD 09/02/2016 1.000% 08/28/2019	3135G0P49	50,000,000.00	AA+	Aaa	08/31/16	09/02/16	49,922,000.00	1.05	165,277.78	49,930,505.50	49,444,550.00
FANNIE MAE GLOBAL NOTES DTD 10/25/2016 1.000% 10/24/2019	3135G0R39	25,000,000.00	AA+	Aaa	10/21/16	10/25/16	24,933,000.00	1.09	45,833.33	24,937,042.00	24,654,400.00
FHLB NOTES DTD 11/17/2016 1.375% 11/15/2019	3130AA3R7	35,000,000.00	AA+	Aaa	11/16/16	11/17/16	34,991,950.00	1.38	58,819.44	34,992,270.95	34,860,490.00
FNMA NOTES DTD 01/12/2015 1.625% 01/21/2020	3135G0A78	25,000,000.00	AA+	Aaa	12/02/15	12/03/15	25,004,100.00	1.62	180,555.56	25,003,176.50	25,074,000.00
Security Type Sub-Total		1,663,511,000.00					1,667,826,347.96	0.95	3,971,360.09	1,663,599,886.61	1,661,051,595.40
Corporate Note											
WAL-MART STORES INC CORP NOTES DTD 04/22/2014 1.000% 04/21/2017	931142DN0	1,500,000.00	AA	Aa2	04/15/14	04/22/14	1,499,775.00	1.01	2,916.67	1,499,976.77	1,500,196.50
WAL-MART STORES INC CORP NOTES DTD 04/22/2014 1.000% 04/21/2017	931142DN0	11,500,000.00	AA	Aa2	11/22/16	11/28/16	11,506,900.00	0.85	22,361.11	11,505,307.71	11,501,506.50
BERKSHIRE HATHAWAY FIN (FLOATING) DTD 01/15/2015 1.174% 01/12/2018	084664CD1	15,000,000.00	AA	Aa2	06/06/16	06/09/16	15,028,560.00	0.82	39,618.79	15,020,026.95	15,039,015.00



Managed Account Detail of Securities Held

For the Month Ending **December 31, 2016**

SAN BERNARDINO COUNTY - 76990800

Security Type/Description Dated Date/Coupon/Maturity	CUSIP	Par	S&P Rating	Moody's Rating	Trade Date	Settle Date	Original Cost	YTM at Cost	Accrued Interest	Amortized Cost	Market Value
Corporate Note											
BERKSHIRE HATHAWAY INC GLOBAL NOTES DTD 08/15/2016 1.150% 08/15/2018	084670BX5	10,000,000.00	AA	Aa2	08/08/16	08/15/16	9,998,800.00	1.16	43,444.44	9,999,024.80	9,949,810.00
MICROSOFT CORP NOTES DTD 11/03/2015 1.300% 11/03/2018	594918BF0	1,000,000.00	AAA	Aaa	10/30/15	11/04/15	1,001,640.00	1.24	2,094.44	1,001,013.29	999,201.00
MICROSOFT CORP NOTES DTD 11/03/2015 1.300% 11/03/2018	594918BF0	1,000,000.00	AAA	Aaa	10/30/15	11/04/15	1,001,670.00	1.24	2,094.44	1,001,031.82	999,201.00
MICROSOFT CORP NOTES DTD 11/03/2015 1.300% 11/03/2018	594918BF0	3,500,000.00	AAA	Aaa	10/30/15	11/04/15	3,505,425.00	1.25	7,330.56	3,503,351.95	3,497,203.50
MICROSOFT CORP NOTES DTD 11/03/2015 1.300% 11/03/2018	594918BF0	4,500,000.00	AAA	Aaa	10/30/15	11/04/15	4,506,750.00	1.25	9,425.00	4,504,170.69	4,496,404.50
MICROSOFT CORP NOTES DTD 11/03/2015 1.300% 11/03/2018	594918BF0	5,000,000.00	AAA	Aaa	10/30/15	11/04/15	5,007,050.00	1.25	10,472.22	5,004,356.15	4,996,005.00
MICROSOFT CORP NOTES DTD 11/03/2015 1.300% 11/03/2018	594918BF0	5,000,000.00	AAA	Aaa	10/30/15	11/04/15	5,007,750.00	1.25	10,472.22	5,004,788.50	4,996,005.00
MICROSOFT CORP NOTES DTD 11/03/2015 1.300% 11/03/2018	594918BF0	5,000,000.00	AAA	Aaa	10/30/15	11/04/15	5,008,500.00	1.24	10,472.22	5,005,251.75	4,996,005.00
MICROSOFT CORP NOTES DTD 08/08/2016 1.100% 08/08/2019	594918BN3	20,000,000.00	AAA	Aaa	08/01/16	08/08/16	19,979,400.00	1.14	87,388.89	19,982,089.20	19,731,060.00
Security Type Sub-Total		83,000,000.00					83,052,220.00	1.07	248,091.00	83,030,389.58	82,701,613.00
Commercial Paper											
BANK OF TOKYO MITS UFJ LTD COMM PAPER -- 0.000% 01/03/2017	06538BN33	50,000,000.00	A-1	P-1	12/07/16	12/07/16	49,976,000.00	0.64	0.00	49,998,222.00	49,996,250.00
BANK OF TOKYO MITS UFJ LTD COMM PAPER -- 0.000% 01/03/2017	06538BN33	50,000,000.00	A-1	P-1	12/09/16	12/09/16	49,976,041.67	0.69	0.00	49,998,083.50	49,996,250.00
BNP PARIBAS NY BRANCH COMM PAPER -- 0.000% 01/03/2017	09659BN30	100,000,000.00	A-1	P-1	12/07/16	12/07/16	99,954,250.00	0.61	0.00	99,996,611.00	99,993,500.00



Managed Account Detail of Securities Held

For the Month Ending **December 31, 2016**

SAN BERNARDINO COUNTY - 76990800

Security Type/Description Dated Date/Coupon/Maturity	CUSIP	Par	S&P Rating	Moody's Rating	Trade Date	Settle Date	Original Cost	YTM at Cost	Accrued Interest	Amortized Cost	Market Value
Commercial Paper											
CREDIT AGRICOLE CIB NY COMM PAPER -- 0.000% 01/03/2017	22533TN36	150,000,000.00	A-1	P-1	12/28/16	12/28/16	149,986,000.00	0.56	0.00	149,995,333.50	149,991,750.00
TOYOTA MOTOR CREDIT CORP COMM PAPER -- 0.000% 01/04/2017	89233GN44	25,000,000.00	A-1+	P-1	10/17/16	10/17/16	24,962,145.83	0.69	0.00	24,998,562.50	24,997,950.00
NATIXIS US BRANCH COMM PAPER -- 0.000% 01/04/2017	63873JN48	100,000,000.00	A-1	P-1	12/28/16	12/28/16	99,988,333.33	0.60	0.00	99,995,000.00	99,991,600.00
BANK OF TOKYO MITSUBISHI COMM PAPER -- 0.000% 01/05/2017	06538BN58	110,000,000.00	A-1	P-1	12/28/16	12/28/16	109,983,377.78	0.68	0.00	109,991,688.40	109,987,460.00
TOYOTA MOTOR CREDIT CORP COMM PAPER -- 0.000% 01/06/2017	89233GN69	25,000,000.00	A-1+	P-1	11/02/16	11/02/16	24,972,013.89	0.62	0.00	24,997,847.25	24,997,125.00
COOPERATIEVE RABOBANK U.A. COMM PAPER -- 0.000% 02/01/2017	21687AP15	25,000,000.00	A-1	P-1	09/13/16	09/13/16	24,897,187.50	1.05	0.00	24,977,395.75	24,987,650.00
TOYOTA MOTOR CREDIT CORP COMM PAPER -- 0.000% 03/01/2017	89233GO17	50,000,000.00	A-1+	P-1	12/27/16	12/28/16	49,923,875.00	0.87	0.00	49,928,708.50	49,935,600.00
TOYOTA MOTOR CREDIT CORP COMM PAPER -- 0.000% 03/02/2017	89233GQ25	50,000,000.00	A-1+	P-1	12/16/16	12/16/16	49,914,500.00	0.81	0.00	49,932,500.00	49,934,300.00
JP MORGAN SECURITIES LLC COMM PAPER -- 0.000% 04/12/2017	46640PRC9	25,000,000.00	A-1	P-1	10/03/16	10/03/16	24,867,361.11	1.01	0.00	24,929,861.00	24,923,825.00
COOPERATIEVE RABOBANK U.A. COMM PAPER -- 0.000% 04/17/2017	21687ARH8	25,000,000.00	A-1	P-1	09/23/16	09/23/16	24,832,625.00	1.18	0.00	24,913,875.00	24,932,800.00
COOPERATIEVE RABOBANK U.A. COMM PAPER -- 0.000% 05/01/2017	21687AS12	25,000,000.00	A-1	P-1	08/17/16	08/17/16	24,776,909.72	1.26	0.00	24,895,833.25	24,921,625.00



Managed Account Detail of Securities Held

For the Month Ending **December 31, 2016**

SAN BERNARDINO COUNTY - 76990800

Security Type/Description	Dated Date/Coupon/Maturity	CUSIP	Par	S&P Rating	Moody's Rating	Trade Date	Settle Date	Original Cost	YTM at Cost	Accrued Interest	Amortized Cost	Market Value
Commercial Paper												
COOPERATIEVE RABOBANK U.A. COMM PAPER	0.000% 05/16/2017	21687ASG9	25,000,000.00	A-1	P-1	09/07/16	09/07/16	24,782,118.06	1.26	0.00	24,882,812.50	24,908,675.00
JP MORGAN SECURITIES LLC COMM PAPER	0.000% 05/22/2017	46640PSN4	50,000,000.00	A-1	P-1	08/26/16	08/29/16	49,601,000.00	1.09	0.00	49,788,500.00	49,767,800.00
Security Type Sub-Total			885,000,000.00					883,393,738.89	0.75	0.00	884,220,834.15	884,264,160.00
Certificate of Deposit												
BMO HARRIS BANK NA FLOATING CERT DEPOS	1.104% 01/02/2017	05574BGB0	25,000,000.00	A+	Aa3	11/20/15	11/23/15	25,000,000.00	0.70	22,993.13	25,000,000.00	25,000,000.00
TORONTO DOMINION BANK NY CERT DEPOS	0.540% 01/03/2017	89113WLA2	25,000,000.00	A-1+	P-1	11/02/16	11/02/16	25,000,000.00	0.54	22,500.00	25,000,000.00	24,999,536.75
WESTPAC BANKING CORP NY FLOATING CD	1.125% 01/03/2017	96121TG93	50,000,000.00	A-1+	P-1	12/17/15	12/21/15	50,000,000.00	0.88	45,003.31	50,000,000.00	50,000,000.00
SUMITOMO MITSUI BANK NY CERT DEPOS	0.530% 01/03/2017	86563YMA8	50,000,000.00	A-1	P-1	12/07/16	12/07/16	50,000,000.00	0.53	18,402.78	50,000,000.00	49,998,970.00
SUMITOMO MITSUI BANK NY CERT DEPOS	0.500% 01/03/2017	86563YLN1	100,000,000.00	A-1	P-1	11/29/16	11/29/16	100,000,000.00	0.50	45,833.33	100,000,000.00	99,997,271.00
BANK OF NOVA SCOTIA HOUSTON FLOATING CD	1.125% 01/05/2017	06417GCU0	25,000,000.00	A-1	P-1	01/04/16	01/05/16	25,000,000.00	0.93	21,084.38	25,000,000.00	25,000,000.00
CBA AUSTRALIA CERT DEPOS	0.960% 01/05/2017	20271ELF4	50,000,000.00	A-1+	P-1	04/01/16	04/05/16	50,000,000.00	0.64	361,333.33	50,000,000.00	50,005,350.00
TORONTO DOMINION BANK NY FLOATING CD	0.962% 01/09/2017	89113ETU0	25,000,000.00	AA-	Aa1	07/07/15	07/07/15	25,000,000.00	0.51	16,700.35	25,000,000.00	24,999,000.00
WELLS FARGO BANK NA CERT DEPOS	0.910% 01/09/2017	94988EXP8	50,000,000.00	A-1+	P-1	07/11/16	07/12/16	50,000,000.00	0.91	218,652.78	50,000,000.00	50,007,205.00



Managed Account Detail of Securities Held

For the Month Ending **December 31, 2016**

SAN BERNARDINO COUNTY - 76990800

Security Type/Description Dated Date/Coupon/Maturity	CUSIP	Par	S&P Rating	Moody's Rating	Trade Date	Settle Date	Original Cost	YTM at Cost	Accrued Interest	Amortized Cost	Market Value
Certificate of Deposit											
WELLS FARGO BANK NA CERT DEPOS DTD 04/14/2016 1.000% 01/13/2017	94988ETZ1	25,000,000.00	A-1+	P-1	04/13/16	04/14/16	25,000,000.00	0.67	181,944.44	25,000,000.00	25,006,422.50
SVENSKA HANDELSBANKEN NY CERT DEPOS DTD 11/28/2016 0.650% 01/25/2017	86958JFP9	100,000,000.00	A-1+	P-1	11/28/16	11/28/16	100,000,000.00	0.65	61,388.89	100,000,000.00	99,991,918.00
TORONTO DOMINION BANK NY FLOATING CD DTD 02/01/2016 1.127% 02/01/2017	89113E2V7	25,000,000.00	A-1+	P-1	01/25/16	02/01/16	25,000,000.00	0.96	24,255.78	25,000,000.00	25,013,375.00
TORONTO DOMINION BANK NY FLOATING CD DTD 01/11/2016 1.117% 02/01/2017	89113E2G0	50,000,000.00	A-1+	P-1	01/08/16	01/11/16	50,000,000.00	0.94	48,081.00	50,000,000.00	50,005,500.00
TORONTO DOMINION BANK NY FLOATING CD DTD 01/20/2016 1.117% 02/01/2017	89113E2O8	50,000,000.00	A-1+	P-1	01/15/16	01/20/16	50,000,000.00	0.94	48,081.00	50,000,000.00	50,004,750.00
WESTPAC BANKING CORP NY FLOATING CD DTD 02/26/2016 1.300% 02/24/2017	96121TM70	25,000,000.00	A-1+	P-1	02/25/16	02/26/16	25,000,000.00	1.02	34,235.77	25,000,000.00	25,020,525.00
BANK OF NOVA SCOTIA HOUSTON CERT DEPOS DTD 08/30/2016 1.260% 02/28/2017	06417GNW4	25,000,000.00	A-1	P-1	08/30/16	08/30/16	25,000,000.00	1.26	108,500.00	25,000,000.00	25,035,070.00
BANK OF MONTREAL CHICAGO FLOAT CD DTD 02/05/2016 1.117% 03/01/2017	06427EUH2	25,000,000.00	A-1	P-1	02/04/16	02/05/16	25,000,000.00	0.94	24,040.50	25,000,000.00	25,002,750.00
TORONTO DOMINION BANK NY CERT DEPOS DTD 12/28/2016 0.900% 03/01/2017	89113WSU1	50,000,000.00	A-1+	P-1	12/27/16	12/28/16	50,000,000.00	0.90	5,000.00	50,000,000.00	50,010,590.00
ROYAL BANK OF CANADA NY CERT DEPOS DTD 07/08/2016 0.950% 03/06/2017	78009NF27	50,000,000.00	A-1+	P-1	07/07/16	07/08/16	50,000,000.00	0.95	233,541.67	50,000,000.00	50,007,035.00
CBA AUSTRALIA NY FLOATING CERT DEPOS DTD 03/22/2016 1.259% 03/22/2017	20271ELE7	50,000,000.00	A-1+	P-1	03/21/16	03/22/16	50,000,000.00	0.95	17,486.11	50,000,000.00	49,997,000.00
WELLS FARGO BANK CD (FLOATING) DTD 09/23/2016 1.305% 03/23/2017	94988EZ35	25,000,000.00	A-1+	P-1	09/22/16	09/23/16	25,000,000.00	1.10	8,156.25	25,000,000.00	25,026,350.00



Managed Account Detail of Securities Held

For the Month Ending **December 31, 2016**

SAN BERNARDINO COUNTY - 76990800

Security Type/Description Dated Date/Coupon/Maturity	CUSIP	Par	S&P Rating	Moody's Rating	Trade Date	Settle Date	Original Cost	YTM at Cost	Accrued Interest	Amortized Cost	Market Value
Certificate of Deposit											
CBA AUSTRALIA CERT DEPOS DTD 08/24/2016 1.260% 03/28/2017	20271ELP2	25,000,000.00	A-1+	P-1	08/23/16	08/24/16	25,000,000.00	0.41	113,750.00	25,000,000.00	25,029,392.50
BANK OF MONTREAL CHICAGO CERT DEPOS DTD 12/28/2016 1.080% 03/29/2017	06427KMV6	33,000,000.00	A-1	P-1	12/27/16	12/28/16	33,000,000.00	1.08	3,960.00	33,000,000.00	33,010,428.00
BANK OF MONTREAL CHICAGO CERT DEPOS DTD 12/28/2016 1.080% 03/31/2017	06427KMU8	67,000,000.00	A-1	P-1	12/27/16	12/28/16	67,000,000.00	1.08	8,040.00	67,000,000.00	67,017,346.30
CBA AUSTRALIA CERT DEPOS DTD 07/07/2016 0.940% 04/03/2017	20271ELH0	25,000,000.00	A-1+	P-1	07/05/16	07/07/16	25,000,000.00	0.94	116,194.44	25,000,000.00	24,993,340.25
BMO HARRIS BANK NA CERT DEPOS DTD 10/28/2015 1.000% 04/28/2017	05574BGA2	50,000,000.00	A+	Aa3	10/28/15	10/28/15	50,000,000.00	1.01	598,611.11	50,000,000.00	49,956,558.50
WELLS FARGO BANK NA CERT DEPOS DTD 07/27/2016 1.140% 05/08/2017	94988EYL6	50,000,000.00	A-1+	P-1	07/27/16	07/27/16	50,000,000.00	0.83	250,166.67	50,000,000.00	49,998,358.50
CHASE BANK USA NA CERT DEPOS DTD 05/26/2016 1.230% 05/26/2017	16144RVN0	50,000,000.00	A-1	P-1	05/26/16	05/26/16	50,000,000.00	1.23	375,833.33	50,000,000.00	50,007,815.00
ROYAL BANK OF CANADA NY CD (FLOAT) DTD 12/12/2016 1.044% 06/12/2017	78009NM52	25,000,000.00	A-1+	P-1	12/12/16	12/12/16	25,000,000.00	1.06	14,498.47	25,000,000.00	25,003,525.00
ROYAL BANK OF CANADA NY CERT DEPOS DTD 10/06/2016 1.260% 07/03/2017	78009NJ98	25,000,000.00	A-1+	P-1	10/05/16	10/06/16	25,000,000.00	0.83	76,125.00	25,000,000.00	24,843,620.75
BANK OF NOVA SCOTIA HOUSTON FLOATING CD DTD 12/07/2016 1.102% 09/07/2017	06417GRF7	50,000,000.00	A-1	P-1	12/06/16	12/07/16	50,000,000.00	1.12	38,261.81	50,000,000.00	49,998,550.00
BANK OF NOVA SCOTIA HOU CD (FLOATING) DTD 09/27/2016 1.427% 09/27/2017	06417GPQ5	25,000,000.00	A-1	P-1	09/27/16	09/27/16	25,000,000.00	1.29	4,854.99	25,000,000.00	25,036,775.00
CBA AUSTRALIA CD (FLOATING) DTD 09/28/2016 1.427% 09/28/2017	20271ELR8	25,000,000.00	A-1+	P-1	09/27/16	09/28/16	25,000,000.00	1.29	3,964.06	25,000,000.00	25,042,175.00
ROYAL BANK OF CANADA NY FLOATING CD DTD 12/08/2016 1.251% 12/08/2017	78009NL61	25,000,000.00	A-1+	P-1	12/06/16	12/08/16	25,000,000.00	1.27	20,847.17	25,000,000.00	24,999,375.00
Security Type Sub-Total		1,375,000,000.00					1,375,000,000.00	0.88	3,192,321.85	1,375,000,000.00	1,375,065,878.05



Managed Account Detail of Securities Held

For the Month Ending **December 31, 2016**

SAN BERNARDINO COUNTY - 76990800

Security Type/Description	Dated Date/Coupon/Maturity	CUSIP	Par	S&P Rating	Moody's Rating	Trade Date	Settle Date	Original Cost	YTM at Cost	Accrued Interest	Amortized Cost	Market Value
Bank Deposit Account												
STONECASTLE FICA		FICAMF003	50,000,000.00	NR	NR	08/20/14	08/20/14	50,000,000.00	0.45	0.00	50,000,000.00	50,000,000.00
Security Type Sub-Total			50,000,000.00					50,000,000.00	0.45	0.00	50,000,000.00	50,000,000.00
Managed Account Sub-Total			5,756,511,000.00					5,757,565,373.19	0.93	10,575,139.86	5,754,689,498.39	5,747,376,651.45
Securities Sub-Total			\$5,756,511,000.00					\$5,757,565,373.19	0.93%	\$10,575,139.86	\$5,754,689,498.39	\$5,747,376,651.45
Accrued Interest												\$10,575,139.86
Total Investments												\$5,757,951,791.31



Managed Account Fair Market Value & Analytics

For the Month Ending **December 31, 2016**

SAN BERNARDINO COUNTY - 76990800

Security Type/Description	Dated Date/Coupon/Maturity	CUSIP	Par	Broker	Next Call Date	Market Price	Market Value	Unreal G/L On Cost	Unreal G/L Amort Cost	Effective Duration	Duration to Worst at Mkt	YTM
U.S. Treasury Bond / Note												
US TREASURY NOTES	DTD 01/31/2012 0.875% 01/31/2017	912828SC5	50,000,000.00	OPPENHIE		100.04	50,019,900.00	(237,912.50)	13,150.50	0.08	0.08	0.40
US TREASURY NOTES	DTD 05/31/2012 0.625% 05/31/2017	912828SY7	15,000,000.00	BMO_DIR		100.01	15,001,170.00	134,177.81	19,272.75	0.41	0.41	0.61
US TREASURY NOTES	DTD 08/31/2012 0.625% 08/31/2017	912828TM2	25,000,000.00	JPMCHASE		99.92	24,980,475.00	304,693.75	47,792.50	0.66	0.66	0.74
US TREASURY NOTES	DTD 11/30/2012 0.625% 11/30/2017	912828UA6	25,000,000.00	BARCLAYS		99.77	24,941,400.00	74,212.50	325.25	0.91	0.91	0.88
US TREASURY NOTES	DTD 02/29/2012 1.375% 02/28/2019	912828SH4	25,000,000.00	TOR DOM		100.28	25,070,300.00	23,425.00	39,116.75	2.12	2.12	1.24
US TREASURY NOTES	DTD 02/28/2014 1.500% 02/28/2019	912828C24	50,000,000.00	BARCLAYS		100.55	50,273,450.00	(333,971.88)	(287,898.50)	2.11	2.11	1.24
US TREASURY NOTES	DTD 03/31/2014 1.625% 03/31/2019	912828C65	25,000,000.00	TOR DOM		100.79	25,198,250.00	(12,687.50)	57,027.00	2.19	2.19	1.27
US TREASURY NOTES	DTD 06/15/2016 0.875% 06/15/2019	912828R85	25,000,000.00	TD SEC U		98.95	24,738,275.00	78,118.75	74,041.75	2.42	2.42	1.31
US TREASURY NOTES	DTD 10/31/2014 1.500% 10/31/2019	912828F62	25,000,000.00	BAML		100.24	25,060,550.00	91,800.00	91,463.50	2.76	2.76	1.41
US TREASURY NOTES	DTD 11/30/2012 1.000% 11/30/2019	912828UB4	25,000,000.00	BMO		98.80	24,699,225.00	(201,165.63)	(205,436.50)	2.86	2.86	1.42
US TREASURY NOTES	DTD 08/16/2010 2.625% 08/15/2020	912828NT3	25,000,000.00	BNP DIR		103.40	25,849,600.00	127,920.31	133,584.25	3.42	3.42	1.65
US TREASURY NOTES	DTD 11/30/2015 1.625% 11/30/2020	912828M98	25,000,000.00	BARCLAYS		99.60	24,899,425.00	143,565.62	141,738.75	3.77	3.77	1.73
US TREASURY NOTES	DTD 05/31/2016 1.375% 05/31/2021	912828R77	25,000,000.00	RBC CAP		98.01	24,502,925.00	167,964.06	163,612.75	4.25	4.25	1.85
US TREASURY NOTES	DTD 06/02/2014 2.000% 05/31/2021	912828WN6	50,000,000.00	BARCLAYS		100.61	50,306,650.00	(140,615.63)	(133,489.50)	4.20	4.20	1.85
US TREASURY NOTES	DTD 12/01/2014 1.875% 11/30/2021	912828G53	25,000,000.00	BMO		99.73	24,932,625.00	198,250.00	196,693.25	4.67	4.67	1.93
Security Type Sub-Total			440,000,000.00				440,474,220.00	417,774.66	350,994.50	2.45	2.45	1.30

Supra-National Agency Bond / Note



Managed Account Fair Market Value & Analytics

For the Month Ending **December 31, 2016**

SAN BERNARDINO COUNTY - 76990800

Security Type/Description Dated Date/Coupon/Maturity	CUSIP	Par	Broker	Next Call Date	Market Price	Market Value	Unreal G/L On Cost	Unreal G/L Amort Cost	Effective Duration	Duration to Worst at Mkt	YTM
Supra-National Agency Bond / Note											
INTL BK RECON & DEV GLOBAL NT (CALLABLE) DTD 05/19/2015 0.770% 05/19/2017	45905USE5	25,000,000.00	CITIGRP		100.11	25,027,525.00	27,525.00	27,525.00	0.34	0.39	0.48
INTL BK RECON & DEV GLOBAL NT (CALLABLE) DTD 05/19/2015 0.770% 05/19/2017	45905USE5	25,000,000.00	TOR DOM		100.11	25,027,525.00	27,525.00	27,525.00	0.34	0.39	0.48
INTL BANK OF RECON AND DEV GLOBAL NOTES DTD 06/23/2015 1.000% 11/15/2017	459058EM1	25,000,000.00	JPMCHASE		99.73	24,932,875.00	(64,875.00)	(66,280.25)	0.86	0.86	1.31
INTL BANK OF RECON AND DEV GLOBAL NOTES DTD 04/10/2014 1.375% 04/10/2018	459058DNO	25,000,000.00	DEUTSCHE		100.07	25,018,200.00	(121,800.00)	(67,765.75)	1.26	1.26	1.32
INTL BANK OF RECON AND DEV GLOBAL NOTES DTD 04/30/2015 1.000% 06/15/2018	459058EJ8	25,000,000.00	TOR DOM		99.59	24,898,350.00	99,900.00	17,400.25	1.44	1.44	1.28
INTL BANK OF RECON AND DEV GLOBAL NOTES DTD 04/30/2015 1.000% 06/15/2018	459058EJ8	25,000,000.00	DEUTSCHE		99.59	24,898,350.00	99,850.00	17,370.75	1.44	1.44	1.28
INTL BANK OF RECON AND DEV GLOBAL NOTES DTD 04/30/2015 1.000% 06/15/2018	459058EJ8	40,000,000.00	BMO		99.59	39,837,360.00	(171,040.00)	(168,626.80)	1.44	1.44	1.28
INTL BANK OF RECON AND DEV GLOBAL NOTES DTD 04/30/2015 1.000% 06/15/2018	459058EJ8	50,000,000.00	BARCLAYS		99.59	49,796,700.00	(117,800.00)	(163,071.00)	1.44	1.44	1.28
INTL BANK OF RECON AND DEV SN NOTES DTD 04/19/2016 0.875% 07/19/2018	459058FE8	25,000,000.00	BNP DIR		99.38	24,844,100.00	(45,706.75)	(76,289.50)	1.53	1.53	1.28
INTL BANK OF RECON AND DEV SN NOTES DTD 04/19/2016 0.875% 07/19/2018	459058FE8	50,000,000.00	BKWEST		99.38	49,688,200.00	(223,300.00)	(250,545.00)	1.53	1.53	1.28
INTER-AMERICAN DEVELOPMENT BANK DTD 08/24/2011 1.750% 08/24/2018	4581X0BR8	25,000,000.00	BKWEST		100.65	25,162,075.00	(208,514.25)	(113,190.25)	1.61	1.61	1.35
INTL BANK OF RECON AND DEV GLOBAL NOTES DTD 10/07/2015 1.000% 10/05/2018	459058ERO	50,000,000.00	BK AMER		99.51	49,752,600.00	(162,400.00)	(197,089.50)	1.74	1.74	1.28



Managed Account Fair Market Value & Analytics

For the Month Ending **December 31, 2016**

SAN BERNARDINO COUNTY - 76990800

Security Type/Description	Dated Date/Coupon/Maturity	CUSIP	Par	Broker	Next Call Date	Market Price	Market Value	Unreal G/L On Cost	Unreal G/L Amort Cost	Effective Duration	Duration to Worst at Mkt	YTM
Supra-National Agency Bond / Note												
INTL BK OF REC AND DEV NOTE (CALLABLE)		459058FC2	25,000,000.00	DEUTSCHE	04/26/17	99.13	24,782,925.00	(164,575.00)	(176,310.00)	1.77	2.27	1.63
DTD 04/26/2016 1.250% 04/26/2019												
INTER-AMERICAN DEVELOPMENT BANK		458182DX7	25,000,000.00	BNP DIR		98.60	24,650,125.00	(192,750.00)	(223,975.50)	2.32	2.32	1.60
DTD 04/12/2016 1.000% 05/13/2019												
INTER-AMERICAN DEVELOPMENT BANK		458182DX7	100,000,000.00	BMO		98.60	98,600,500.00	(1,099,500.00)	(1,168,770.00)	2.32	2.32	1.60
DTD 04/12/2016 1.000% 05/13/2019												
INTL BANK OF RECON AND DEV		45905UUV4	50,000,000.00	TOR DOM		99.59	49,796,250.00	(203,750.00)	(203,750.00)	2.49	2.49	1.59
DTD 01/25/2016 1.430% 07/25/2019												
INTL BANK OF RECON AND DEV GLOBAL NOTES		459058EV1	25,000,000.00	BARCLAYS		98.93	24,732,625.00	(146,625.00)	(178,023.50)	2.50	2.50	1.68
DTD 01/28/2016 1.250% 07/26/2019												
INTL BANK OF RECON AND DEV SN NOTE		459058FK4	50,000,000.00	TOR DOM		97.88	48,938,650.00	(968,850.00)	(982,597.50)	2.57	2.57	1.71
DTD 07/13/2016 0.875% 08/15/2019												
INTER-AMERICAN DEVELOPMENT BANK		4581X0CR7	25,000,000.00	DEUTSCHE		98.93	24,732,675.00	81,675.00	(12,848.50)	2.72	2.72	1.64
DTD 10/15/2015 1.250% 10/15/2019												
INTER-AMERICAN DEVELOPMENT BANK		4581X0CR7	25,000,000.00	TOR DOM		98.93	24,732,675.00	(13,325.00)	(67,620.25)	2.72	2.72	1.64
DTD 10/15/2015 1.250% 10/15/2019												
INTL BANK OF RECON AND DEV GLOBAL NOTES		459058FS7	50,000,000.00	CITIGRP		98.50	49,250,100.00	(644,400.00)	(650,276.50)	2.84	2.84	1.66
DTD 10/27/2016 1.125% 11/27/2019												
INTL BANK OF RECON AND DEV GLOBAL NOTES		459058FA6	25,000,000.00	TOR DOM		98.88	24,718,800.00	(204,700.00)	(218,768.75)	3.15	3.15	1.73
DTD 03/30/2016 1.375% 03/30/2020												
Security Type Sub-Total			790,000,000.00				783,819,185.00	(4,417,436.00)	(4,895,977.55)	1.92	1.94	1.42
Money Market Fund												
FEDERATED GOVT OBLIGATIONS FUND		608919718	72,000,000.00			1.00	72,000,000.00	0.00	0.00	0.00	0.00	0.40
BANK OF THE WEST MONEY MARKET FUND		BKOFWEST7	100,000,000.00			1.00	100,000,000.00	0.00	0.00	0.00	0.00	0.53
FIDELITY GOV'T MM FUND 2642		31607A703	106,000,000.00			1.00	106,000,000.00	0.00	0.00	0.00	0.00	0.39
Security Type Sub-Total			278,000,000.00				278,000,000.00	0.00	0.00	0.00	0.00	0.44



Managed Account Fair Market Value & Analytics

For the Month Ending **December 31, 2016**

SAN BERNARDINO COUNTY - 76990800

Security Type/Description	Dated Date/Coupon/Maturity	CUSIP	Par	Broker	Next Call Date	Market Price	Market Value	Unreal G/L On Cost	Unreal G/L Amort Cost	Effective Duration	Duration to Worst at Mkt	YTM
Joint Powers Authority												
CALIFORNIA ASSET MANAGEMENT PROGRAM		CAMPMF025	18,000,000.00	DIRECT		1.00	18,000,000.00	0.00	0.00	0.00	0.00	0.77
CALIFORNIA ASSET MANAGEMENT PROGRAM		CAMPMF025	24,000,000.00	DIRECT		1.00	24,000,000.00	0.00	0.00	0.00	0.00	0.77
CALIFORNIA ASSET MANAGEMENT PROGRAM		CAMPMF025	50,000,000.00	DIRECT		1.00	50,000,000.00	0.00	0.00	0.00	0.00	0.77
CALIFORNIA ASSET MANAGEMENT PROGRAM		CAMPMF025	50,000,000.00	DIRECT		1.00	50,000,000.00	0.00	0.00	0.00	0.00	0.77
CALIFORNIA ASSET MANAGEMENT PROGRAM		CAMPMF025	50,000,000.00	DIRECT		1.00	50,000,000.00	0.00	0.00	0.00	0.00	0.77

Security Type Sub-Total			192,000,000.00				192,000,000.00	0.00	0.00	0.00	0.00	0.77
--------------------------------	--	--	-----------------------	--	--	--	-----------------------	-------------	-------------	-------------	-------------	-------------

Federal Agency Bond / Note												
FANNIE MAE GLOBAL NOTES DTD 01/09/2012 1.250% 01/30/2017		3135G0GY3	50,000,000.00	WELLSFAR		100.05	50,023,650.00	(722,350.00)	(2,779.50)	0.08	0.08	0.68
FANNIE MAE GLOBAL NOTES DTD 01/09/2012 1.250% 01/30/2017		3135G0GY3	50,000,000.00	MIZUHO		100.05	50,023,650.00	(689,350.00)	(1,955.50)	0.08	0.08	0.68
FHLMC NOTES DTD 01/21/2014 0.875% 02/22/2017		3137EADT3	25,000,000.00	GOLDMAN		100.04	25,011,200.00	51,450.00	13,071.50	0.14	0.14	0.55
FFCB (FLOATING) NOTES DTD 02/27/2014 0.811% 02/27/2017		3133EDFW7	30,000,000.00	JPMCHASE		100.04	30,012,780.00	12,780.00	12,780.00	0.08	0.16	0.56
FHLB AGENCY DTD 03/06/2015 0.720% 03/06/2017		3130A4K27	50,000,000.00	WELLSFAR		100.01	50,006,500.00	2,000.00	6,076.50	0.18	0.18	0.64
FHLB NOTES DTD 02/06/2012 0.875% 03/10/2017		3133782N0	25,000,000.00	TOR DOM		100.04	25,009,125.00	33,900.50	11,289.50	0.19	0.19	0.67
FFCB (FLOATING) NOTES DTD 04/17/2014 0.786% 04/17/2017		3133EDJX1	25,000,000.00	JPMCHASE		100.05	25,013,000.00	13,000.00	13,000.00	0.08	0.30	0.61
FANNIE MAE GLOBAL NOTES DTD 04/16/2007 5.000% 05/11/2017		31359M7X5	50,000,000.00	MORGANST		101.53	50,763,000.00	(3,697,500.00)	(701.50)	0.36	0.36	0.75
FHLMC NOTES DTD 12/30/2014 0.990% 06/30/2017		3134G5VY8	50,000,000.00	DIRECT		100.17	50,083,400.00	83,400.00	83,400.00	0.50	0.50	0.66
FHLMC NOTES DTD 05/29/2015 0.750% 07/14/2017		3137EADV8	25,000,000.00	TOR DOM		100.02	25,004,125.00	23,625.00	9,083.50	0.53	0.53	0.72



Managed Account Fair Market Value & Analytics

For the Month Ending **December 31, 2016**

SAN BERNARDINO COUNTY - 76990800

Security Type/Description Dated Date/Coupon/Maturity	CUSIP	Par	Broker	Next Call Date	Market Price	Market Value	Unreal G/L On Cost	Unreal G/L Amort Cost	Effective Duration	Duration to Worst at Mkt	YTM
Federal Agency Bond / Note											
FHLB NOTES DTD 07/24/2015 0.750% 08/28/2017	3130A62S5	17,000,000.00	BARCLAYS		99.98	16,996,787.00	34,867.00	8,281.21	0.65	0.65	0.78
FHLB NOTES DTD 06/02/2015 0.750% 08/28/2017	3130A5HT9	23,250,000.00	WELLSFAR		99.96	23,239,746.75	28,574.25	535.91	0.65	0.65	0.82
FANNIE MAE GLOBAL NOTES DTD 07/20/2012 0.875% 08/28/2017	3135G0MZ3	50,000,000.00	MORGANST		100.07	50,034,350.00	(11,650.00)	26,487.00	0.65	0.65	0.77
FFCB NOTES DTD 02/25/2015 1.000% 09/25/2017	3133EEQX1	19,589,000.00	WELLSFAR		100.12	19,613,368.72	(68,679.03)	(4,185.97)	0.73	0.73	0.83
FFCB NOTES DTD 02/25/2015 1.000% 09/25/2017	3133EEQX1	25,000,000.00	BNP DIR		100.12	25,031,100.00	20,388.75	28,011.50	0.73	0.73	0.83
FNMA NOTES DTD 08/25/2014 1.000% 09/27/2017	3135G0ZL0	10,000,000.00	MORGANST		100.09	10,009,350.00	45,050.00	18,002.80	0.73	0.73	0.87
FREDDIE MAC GLOBAL NOTES (EX-CALLABLE) DTD 09/27/2012 1.000% 09/27/2017	3134G3M31	10,000,000.00	WELLSFAR		100.15	10,014,600.00	(31,800.00)	285.30	0.73	0.73	0.80
FHLB NOTES DTD 09/03/2014 1.100% 09/29/2017	3130A2XL5	15,000,000.00	WELLSFAR		100.19	15,028,530.00	53,580.00	34,696.20	0.74	0.74	0.84
FHLB NOTES DTD 09/03/2014 1.100% 09/29/2017	3130A2XL5	25,000,000.00	GILFORD		100.19	25,047,550.00	85,550.00	56,904.25	0.74	0.74	0.84
FANNIE MAE GLOBAL NOTES DTD 09/24/2012 0.875% 10/26/2017	3135G0PO0	25,000,000.00	CITIGRP		100.01	25,003,500.00	(41,075.00)	(11,255.00)	0.81	0.81	0.86
FHLMC NOTES DTD 12/11/2015 1.000% 12/15/2017	3137EADX4	50,000,000.00	TOR DOM		100.08	50,038,150.00	89,650.00	62,759.00	0.95	0.95	0.92
FFCB NOTES DTD 12/18/2014 1.125% 12/18/2017	3133EEFE5	25,000,000.00	WELLSFAR		100.20	25,049,275.00	73,350.00	57,100.50	0.96	0.96	0.92
FFCB NOTES DTD 12/18/2014 1.125% 12/18/2017	3133EEFE5	25,000,000.00	MERRILL		100.20	25,049,275.00	73,275.00	57,076.25	0.96	0.96	0.92
FHLB NOTES DTD 11/20/2015 1.000% 12/19/2017	3130A6SW8	25,000,000.00	TOR DOM		100.06	25,016,025.00	16,025.00	16,025.00	0.96	0.96	0.93
FHLMC NOTES DTD 11/21/2012 0.750% 01/12/2018	3137EADN6	25,000,000.00	MORGANST		99.80	24,949,050.00	292,300.00	21,915.75	1.02	1.02	0.95
FHLMC NOTES DTD 11/21/2012 0.750% 01/12/2018	3137EADN6	25,000,000.00	BK AMER		99.80	24,949,050.00	278,800.00	19,111.25	1.02	1.02	0.95



Managed Account Fair Market Value & Analytics

For the Month Ending **December 31, 2016**

SAN BERNARDINO COUNTY - 76990800

Security Type/Description	Dated Date/Coupon/Maturity	CUSIP	Par	Broker	Next Call Date	Market Price	Market Value	Unreal G/L On Cost	Unreal G/L Amort Cost	Effective Duration	Duration to Worst at Mkt	YTM
Federal Agency Bond / Note												
FFCB NOTES		3133EFF51	25,000,000.00	WELLSFAR		99.60	24,900,875.00	(110,625.00)	(105,775.25)	1.14	1.14	1.20
DTD 02/26/2016 0.850% 02/26/2018												
FHLB NOTES		3130A7CX1	25,000,000.00	BARCLAYS		99.84	24,959,675.00	(32,575.00)	(35,768.25)	1.20	1.20	1.01
DTD 02/18/2016 0.875% 03/19/2018												
FNMA NOTE		3135G0J61	50,000,000.00	CITIGRP		99.80	49,899,700.00	(300.00)	(39,956.50)	1.23	1.23	1.04
DTD 03/04/2016 0.875% 03/28/2018												
FHLMC REFERENCE NOTE		3137EAEA3	50,000,000.00	WELLSFAR		99.63	49,815,500.00	(106,000.00)	(134,560.00)	1.26	1.26	1.04
DTD 04/07/2016 0.750% 04/09/2018												
FFCB NOTES		3133EF3B1	50,000,000.00	WELLSFAR		99.24	49,621,400.00	(310,600.00)	(334,731.00)	1.28	1.28	1.34
DTD 04/12/2016 0.750% 04/18/2018												
FHLB NOTES		3130A4GJ5	30,000,000.00	MORGANST		100.08	30,023,160.00	36,960.00	29,010.90	1.30	1.30	1.07
DTD 02/27/2015 1.125% 04/25/2018												
FHLB NOTES		3130A57K9	25,000,000.00	WELLSFAR		99.74	24,934,575.00	(71,925.00)	(68,355.25)	1.33	1.33	1.20
DTD 05/04/2015 1.000% 05/04/2018												
FFCB NOTES		3133EEJ50	25,000,000.00	DAIWA		99.88	24,970,450.00	(10,050.00)	(20,628.00)	1.35	1.35	1.12
DTD 05/11/2015 1.030% 05/11/2018												
FFCB NOTES		3133EEJ50	25,000,000.00	JPMCHASE		99.88	24,970,450.00	15,875.00	(8,760.75)	1.35	1.35	1.12
DTD 05/11/2015 1.030% 05/11/2018												
FHLB NOTES		313379DT3	25,000,000.00	DEUTSCHE		100.23	25,056,900.00	(168,100.00)	(99,035.25)	1.42	1.42	1.09
DTD 05/04/2012 1.250% 06/08/2018												
FEDERAL HOME LOAN BANKS AGCY		3130A8BD4	35,000,000.00	CITIGRP		99.65	34,878,305.00	(37,345.00)	(61,132.40)	1.48	1.48	1.11
DTD 05/27/2016 0.875% 06/29/2018												
FNMA NOTES (CALLABLE) GLOBAL NOTES		3135G0M75	28,325,000.00	JPMCHASE	07/27/17	99.19	28,095,482.53	(170,034.97)	(182,600.79)	1.55	1.55	1.40
DTD 07/27/2016 0.875% 07/27/2018												
FHLB NOTES		3130A8PK3	25,000,000.00	BARCLAYS		99.21	24,801,300.00	(146,700.00)	(158,630.00)	1.58	1.58	1.13
DTD 07/08/2016 0.625% 08/07/2018												
FHLB NOTES		3130A6AE7	25,000,000.00	TOR DOM		99.94	24,985,375.00	(86,625.00)	(78,026.75)	1.68	1.68	1.16
DTD 08/07/2015 1.125% 09/14/2018												
FHLMC REFERENCE NOTE		3137EAED7	50,000,000.00	BARCLAYS		99.46	49,728,250.00	(250,250.00)	(253,285.50)	1.76	1.76	1.18
DTD 09/16/2016 0.875% 10/12/2018												
FNMA BENCHMARK NOTE		3135G0E58	12,000,000.00	ICAP		99.88	11,985,240.00	12,600.00	1,221.96	1.77	1.77	1.19
DTD 09/01/2015 1.125% 10/19/2018												
FNMA BENCHMARK NOTE		3135G0E58	25,000,000.00	DEUTSCHE		99.88	24,969,250.00	26,000.00	2,399.75	1.77	1.77	1.19
DTD 09/01/2015 1.125% 10/19/2018												



Managed Account Fair Market Value & Analytics

For the Month Ending **December 31, 2016**

SAN BERNARDINO COUNTY - 76990800

Security Type/Description	Dated Date/Coupon/Maturity	CUSIP	Par	Broker	Next Call Date	Market Price	Market Value	Unreal G/L On Cost	Unreal G/L Amort Cost	Effective Duration	Duration to Worst at Mkt	YTM
Federal Agency Bond / Note												
FHLMC NOTES (CALLABLE)	DTD 04/26/2016 1.050% 10/26/2018	3134G8YU7	50,000,000.00	JPMCHASE	04/26/17	99.42	49,709,900.00	(255,100.00)	(264,539.00)	1.68	1.79	1.37
FHLB NOTES	DTD 12/08/2016 1.250% 01/16/2019	3130AAE46	50,000,000.00	BK AMER		99.97	49,982,550.00	(15,450.00)	(15,450.00)	2.01	2.01	1.27
FNMA BENCHMARK NOTE	DTD 02/23/2016 1.000% 02/26/2019	3135G0J53	25,000,000.00	JPMCHASE		99.38	24,844,575.00	(96,425.00)	(113,011.75)	2.11	2.11	1.29
FREDDIE MAC NOTES	DTD 03/21/2016 1.125% 04/15/2019	3137EADZ9	25,000,000.00	JPMCHASE		99.60	24,898,825.00	(92,925.00)	(94,956.75)	2.25	2.25	1.30
FHLB GLOBAL NOTE	DTD 06/03/2016 1.125% 06/21/2019	3130A8DB6	50,000,000.00	WELLSFAR		99.43	49,715,400.00	(263,600.00)	(267,464.50)	2.43	2.43	1.36
FREDDIE MAC GLOBAL NOTES	DTD 07/30/2012 1.250% 08/01/2019	3137EADK2	23,347,000.00	MORGANST		99.59	23,250,880.40	126,890.94	50,283.37	2.52	2.52	1.41
FNMA NOTES	DTD 09/02/2016 1.000% 08/28/2019	3135G0P49	50,000,000.00	DEUTSCHE		98.89	49,444,550.00	(477,450.00)	(485,955.50)	2.60	2.60	1.43
FANNIE MAE GLOBAL NOTES	DTD 10/25/2016 1.000% 10/24/2019	3135G0R39	25,000,000.00	BARCLAYS		98.62	24,654,400.00	(278,600.00)	(282,642.00)	2.76	2.76	1.50
FHLB NOTES	DTD 11/17/2016 1.375% 11/15/2019	3130AA3R7	35,000,000.00	BK AMER		99.60	34,860,490.00	(131,460.00)	(131,780.95)	2.80	2.80	1.52
FNMA NOTES	DTD 01/12/2015 1.625% 01/21/2020	3135G0A78	25,000,000.00	TOR DOM		100.30	25,074,000.00	69,900.00	70,823.50	2.95	2.95	1.53
Security Type Sub-Total			1,663,511,000.00				1,661,051,595.40	(6,774,752.56)	(2,548,291.21)	1.21	1.21	1.02

Corporate Note												
WAL-MART STORES INC CORP NOTES	DTD 04/22/2014 1.000% 04/21/2017	931142DN0	1,500,000.00	CITIGRP		100.01	1,500,196.50	421.50	219.73	0.31	0.31	0.95
WAL-MART STORES INC CORP NOTES	DTD 04/22/2014 1.000% 04/21/2017	931142DN0	11,500,000.00	TD SEC U		100.01	11,501,506.50	(5,393.50)	(3,801.21)	0.31	0.31	0.95
BERKSHIRE HATHAWAY FIN (FLOATING)	DTD 01/15/2015 1.174% 01/12/2018	084664CD1	15,000,000.00	DEUTSCHE		100.26	15,039,015.00	10,455.00	18,988.05	0.25	1.02	0.94
BERKSHIRE HATHAWAY INC GLOBAL NOTES	DTD 08/15/2016 1.150% 08/15/2018	084670BX5	10,000,000.00	WELLSFAR		99.50	9,949,810.00	(48,990.00)	(49,214.80)	1.59	1.59	1.46



Managed Account Fair Market Value & Analytics

For the Month Ending **December 31, 2016**

SAN BERNARDINO COUNTY - 76990800

Security Type/Description	Dated Date/Coupon/Maturity	CUSIP	Par	Broker	Next Call Date	Market Price	Market Value	Unreal G/L On Cost	Unreal G/L Amort Cost	Effective Duration	Duration to Worst at Mkt	YTM
Corporate Note												
MICROSOFT CORP NOTES	DTD 11/03/2015 1.300% 11/03/2018	594918BF0	1,000,000.00	CITIGRP		99.92	999,201.00	(2,439.00)	(1,812.29)	1.81	1.81	1.34
MICROSOFT CORP NOTES	DTD 11/03/2015 1.300% 11/03/2018	594918BF0	1,000,000.00	VINING		99.92	999,201.00	(2,469.00)	(1,830.82)	1.81	1.81	1.34
MICROSOFT CORP NOTES	DTD 11/03/2015 1.300% 11/03/2018	594918BF0	3,500,000.00	ICAP		99.92	3,497,203.50	(8,221.50)	(6,148.45)	1.81	1.81	1.34
MICROSOFT CORP NOTES	DTD 11/03/2015 1.300% 11/03/2018	594918BF0	4,500,000.00	MERRILL		99.92	4,496,404.50	(10,345.50)	(7,766.19)	1.81	1.81	1.34
MICROSOFT CORP NOTES	DTD 11/03/2015 1.300% 11/03/2018	594918BF0	5,000,000.00	UBS AG		99.92	4,996,005.00	(11,045.00)	(8,351.15)	1.81	1.81	1.34
MICROSOFT CORP NOTES	DTD 11/03/2015 1.300% 11/03/2018	594918BF0	5,000,000.00	BARCLAYS		99.92	4,996,005.00	(11,745.00)	(8,783.50)	1.81	1.81	1.34
MICROSOFT CORP NOTES	DTD 11/03/2015 1.300% 11/03/2018	594918BF0	5,000,000.00	LOOP CAP		99.92	4,996,005.00	(12,495.00)	(9,246.75)	1.81	1.81	1.34
MICROSOFT CORP NOTES	DTD 08/08/2016 1.100% 08/08/2019	594918BN3	20,000,000.00	MERRILL		98.66	19,731,060.00	(248,340.00)	(251,029.20)	2.54	2.54	1.63
Security Type Sub-Total			83,000,000.00				82,701,613.00	(350,607.00)	(328,776.58)	1.44	1.58	1.29

Commercial Paper												
BANK OF TOKYO MITS UFJ LTD COMM PAPER	-- 0.000% 01/03/2017	06538BN33	50,000,000.00	BTM_DIR		99.99	49,996,250.00	20,250.00	(1,972.00)	0.01	0.01	0.90
BANK OF TOKYO MITS UFJ LTD COMM PAPER	-- 0.000% 01/03/2017	06538BN33	50,000,000.00	BTM_DIR		99.99	49,996,250.00	20,208.33	(1,833.50)	0.01	0.01	0.90
BNP PARIBAS NY BRANCH COMM PAPER	-- 0.000% 01/03/2017	09659BN30	100,000,000.00	BNP DIR		99.99	99,993,500.00	39,250.00	(3,111.00)	0.01	0.01	0.78
CREDIT AGRICOLE CIB NY COMM PAPER	-- 0.000% 01/03/2017	22533TN36	150,000,000.00	CREDITAG		99.99	149,991,750.00	5,750.00	(3,583.50)	0.01	0.01	0.66
TOYOTA MOTOR CREDIT CORP COMM PAPER	-- 0.000% 01/04/2017	89233GN44	25,000,000.00	TOYOTA		99.99	24,997,950.00	35,804.17	(612.50)	0.01	0.01	0.74



Managed Account Fair Market Value & Analytics

For the Month Ending **December 31, 2016**

SAN BERNARDINO COUNTY - 76990800

Security Type/Description	Dated Date/Coupon/Maturity	CUSIP	Par	Broker	Next Call Date	Market Price	Market Value	Unreal G/L On Cost	Unreal G/L Amort Cost	Effective Duration	Duration to Worst at Mkt	YTM
Commercial Paper												
NATIXIS US BRANCH COMM PAPER	-- 0.000% 01/04/2017	63873JN48	100,000,000.00	OTHER		99.99	99,991,600.00	3,266.67	(3,400.00)	0.01	0.01	0.76
BANK OF TOKYO MITSUBISHI COMM PAPER	-- 0.000% 01/05/2017	06538BN58	110,000,000.00	BTM_DIR		99.99	109,987,460.00	4,082.22	(4,228.40)	0.01	0.01	0.82
TOYOTA MOTOR CREDIT CORP COMM PAPER	-- 0.000% 01/06/2017	89233GN69	25,000,000.00	TOYOTA		99.99	24,997,125.00	25,111.11	(722.25)	0.02	0.02	0.69
COOPERATIEVE RABOBANK U.A. COMM PAPER	-- 0.000% 02/01/2017	21687AP15	25,000,000.00	RABOBANK		99.95	24,987,650.00	90,462.50	10,254.25	0.09	0.09	0.56
TOYOTA MOTOR CREDIT CORP COMM PAPER	-- 0.000% 03/01/2017	89233GQ17	50,000,000.00	TOYOTA		99.87	49,935,600.00	11,725.00	6,891.50	0.16	0.16	0.77
TOYOTA MOTOR CREDIT CORP COMM PAPER	-- 0.000% 03/02/2017	89233GO25	50,000,000.00	JPMCHASE		99.87	49,934,300.00	19,800.00	1,800.00	0.17	0.17	0.78
JP MORGAN SECURITIES LLC COMM PAPER	-- 0.000% 04/12/2017	46640PRC9	25,000,000.00	JPMCHASE		99.70	24,923,825.00	56,463.89	(6,036.00)	0.28	0.28	1.08
COOPERATIEVE RABOBANK U.A. COMM PAPER	-- 0.000% 04/17/2017	21687ARH8	25,000,000.00	RABOBANK		99.73	24,932,800.00	100,175.00	18,925.00	0.29	0.29	0.91
COOPERATIEVE RABOBANK U.A. COMM PAPER	-- 0.000% 05/01/2017	21687AS12	25,000,000.00	RABOBANK		99.69	24,921,625.00	144,715.28	25,791.75	0.33	0.33	0.94
COOPERATIEVE RABOBANK U.A. COMM PAPER	-- 0.000% 05/16/2017	21687ASG9	25,000,000.00	RABOBANK		99.63	24,908,675.00	126,556.94	25,862.50	0.37	0.37	0.97
JP MORGAN SECURITIES LLC COMM PAPER	-- 0.000% 05/22/2017	46640PSN4	50,000,000.00	JPMCHASE		99.54	49,767,800.00	166,800.00	(20,700.00)	0.39	0.39	1.18
Security Type Sub-Total			885,000,000.00				884,264,160.00	870,421.11	43,325.85	0.09	0.09	0.81

Certificate of Deposit



Managed Account Fair Market Value & Analytics

For the Month Ending **December 31, 2016**

SAN BERNARDINO COUNTY - 76990800

Security Type/Description	Dated Date/Coupon/Maturity	CUSIP	Par	Broker	Next Call Date	Market Price	Market Value	Unreal G/L On Cost	Unreal G/L Amort Cost	Effective Duration	Duration to Worst at Mkt	YTM
Certificate of Deposit												
BMO HARRIS BANK NA FLOATING CERT DEPOS	DTD 11/23/2015 1.104% 01/02/2017	05574BGB0	25,000,000.00	BMOHAR		100.00	25,000,000.00	0.00	0.00	0.08	0.01	0.55
TORONTO DOMINION BANK NY CERT DEPOS	DTD 11/02/2016 0.540% 01/03/2017	89113WLA2	25,000,000.00	TOR DOM		100.00	24,999,536.75	(463.25)	(463.25)	0.01	0.01	0.65
WESTPAC BANKING CORP NY FLOATING CD	DTD 12/21/2015 1.125% 01/03/2017	96121TG93	50,000,000.00	ICAP		100.00	50,000,000.00	0.00	0.00	0.08	0.01	0.74
SUMITOMO MITSUI BANK NY CERT DEPOS	DTD 12/07/2016 0.530% 01/03/2017	86563YMA8	50,000,000.00	SUMITOMO		100.00	49,998,970.00	(1,030.00)	(1,030.00)	0.01	0.01	0.65
SUMITOMO MITSUI BANK NY CERT DEPOS	DTD 11/29/2016 0.500% 01/03/2017	86563YLN1	100,000,000.00	SUMITOMO		100.00	99,997,271.00	(2,729.00)	(2,729.00)	0.01	0.01	0.66
BANK OF NOVA SCOTIA HOUSTON FLOATING CD	DTD 01/05/2016 1.125% 01/05/2017	06417GCU0	25,000,000.00	BNS		100.00	25,000,000.00	0.00	0.00	0.08	0.01	0.90
CBA AUSTRALIA CERT DEPOS	DTD 04/05/2016 0.960% 01/05/2017	20271ELF4	50,000,000.00	ICAP		100.01	50,005,350.00	5,350.00	5,350.00	0.01	0.01	0.57
TORONTO DOMINION BANK NY FLOATING CD	DTD 07/07/2015 0.962% 01/09/2017	89113ETU0	25,000,000.00	DIRECT		100.00	24,999,000.00	(1,000.00)	(1,000.00)	0.08	0.03	0.92
WELLS FARGO BANK NA CERT DEPOS	DTD 07/12/2016 0.910% 01/09/2017	94988EXP8	50,000,000.00	WELLSFAR		100.01	50,007,205.00	7,205.00	7,205.00	0.02	0.02	0.62
WELLS FARGO BANK NA CERT DEPOS	DTD 04/14/2016 1.000% 01/13/2017	94988ETZ1	25,000,000.00	ICAP		100.03	25,006,422.50	6,422.50	6,422.50	0.04	0.04	0.63
SVENSKA HANDELSBANKEN NY CERT DEPOS	DTD 11/28/2016 0.650% 01/25/2017	86958JFP9	100,000,000.00	SVENSKA		99.99	99,991,918.00	(8,082.00)	(8,082.00)	0.07	0.07	0.71
TORONTO DOMINION BANK NY FLOATING CD	DTD 02/01/2016 1.127% 02/01/2017	89113E2V7	25,000,000.00	TOR DOM		100.05	25,013,375.00	13,375.00	13,375.00	0.08	0.09	0.54
TORONTO DOMINION BANK NY FLOATING CD	DTD 01/11/2016 1.117% 02/01/2017	89113E2G0	50,000,000.00	TOR DOM		100.01	50,005,500.00	5,500.00	5,500.00	0.08	0.09	1.02



Managed Account Fair Market Value & Analytics

For the Month Ending **December 31, 2016**

SAN BERNARDINO COUNTY - 76990800

Security Type/Description	Dated Date/Coupon/Maturity	CUSIP	Par	Broker	Next Call Date	Market Price	Market Value	Unreal G/L On Cost	Unreal G/L Amort Cost	Effective Duration	Duration to Worst at Mkt	YTM
Certificate of Deposit												
TORONTO DOMINION BANK NY FLOATING CD	01/20/2016 1.117% 02/01/2017	89113E208	50,000,000.00	TOR DOM		100.01	50,004,750.00	4,750.00	4,750.00	0.08	0.09	1.04
WESTPAC BANKING CORP NY FLOATING CD	02/26/2016 1.300% 02/24/2017	96121TM70	25,000,000.00	ICAP		100.08	25,020,525.00	20,525.00	20,525.00	0.25	0.15	0.71
BANK OF NOVA SCOTIA HOUSTON CERT DEPOS	08/30/2016 1.260% 02/28/2017	06417GNW4	25,000,000.00	BNS		100.14	25,035,070.00	35,070.00	35,070.00	0.16	0.16	0.82
BANK OF MONTREAL CHICAGO FLOAT CD	02/05/2016 1.117% 03/01/2017	06427EUH2	25,000,000.00	BMO_DIR		100.01	25,002,750.00	2,750.00	2,750.00	0.08	0.17	1.03
TORONTO DOMINION BANK NY CERT DEPOS	12/28/2016 0.900% 03/01/2017	89113WSU1	50,000,000.00	TD SEC U		100.02	50,010,590.00	10,590.00	10,590.00	0.16	0.16	0.84
ROYAL BANK OF CANADA NY CERT DEPOS	07/08/2016 0.950% 03/06/2017	78009NF27	50,000,000.00	ROYAL		100.01	50,007,035.00	7,035.00	7,035.00	0.18	0.18	0.87
CBA AUSTRALIA NY FLOATING CERT DEPOS	03/22/2016 1.259% 03/22/2017	20271ELE7	50,000,000.00	ICAP		99.99	49,997,000.00	(3,000.00)	(3,000.00)	0.08	0.23	1.27
WELLS FARGO BANK CD (FLOATING)	09/23/2016 1.305% 03/23/2017	94988EZ35	25,000,000.00	WELLSFAR		100.11	25,026,350.00	26,350.00	26,350.00	0.08	0.23	0.83
CBA AUSTRALIA CERT DEPOS	08/24/2016 1.260% 03/28/2017	20271ELP2	25,000,000.00	ICAP		100.12	25,029,392.50	29,392.50	29,392.50	0.24	0.24	1.01
BANK OF MONTREAL CHICAGO CERT DEPOS	12/28/2016 1.080% 03/29/2017	06427KMU8	67,000,000.00	BMO		100.03	67,017,346.30	17,346.30	17,346.30	0.25	0.25	1.03
CBA AUSTRALIA CERT DEPOS	07/07/2016 0.940% 04/03/2017	20271ELH0	25,000,000.00	ICAP		99.97	24,993,340.25	(6,659.75)	(6,659.75)	0.25	0.25	1.04
BMO HARRIS BANK NA CERT DEPOS	10/28/2015 1.000% 04/28/2017	05574BGA2	50,000,000.00	BMOHAR		99.91	49,956,558.50	(43,441.50)	(43,441.50)	0.32	0.32	1.11



Managed Account Fair Market Value & Analytics

For the Month Ending **December 31, 2016**

SAN BERNARDINO COUNTY - 76990800

Security Type/Description Dated Date/Coupon/Maturity	CUSIP	Par	Broker	Next Call Date	Market Price	Market Value	Unreal G/L On Cost	Unreal G/L Amort Cost	Effective Duration	Duration to Worst at Mkt	YTM
Certificate of Deposit											
WELLS FARGO BANK NA CERT DEPOS DTD 07/27/2016 1.140% 05/08/2017	94988EYL6	50,000,000.00	WELLSFAR		100.00	49,998,358.50	(1,641.50)	(1,641.50)	0.35	0.35	1.13
CHASE BANK USA NA CERT DEPOS DTD 05/26/2016 1.230% 05/26/2017	16144RVN0	50,000,000.00	JPMCHASE		100.02	50,007,815.00	7,815.00	7,815.00	0.40	0.40	1.18
ROYAL BANK OF CANADA NY CD (FLOAT) DTD 12/12/2016 1.044% 06/12/2017	78009NM52	25,000,000.00	ROYAL		100.01	25,003,525.00	3,525.00	3,525.00	0.08	0.45	1.02
ROYAL BANK OF CANADA NY CERT DEPOS DTD 10/06/2016 1.260% 07/03/2017	78009NJ98	25,000,000.00	ROYAL		99.37	24,843,620.75	(156,379.25)	(156,379.25)	0.50	0.50	1.28
BANK OF NOVA SCOTIA HOUSTON FLOATING CD DTD 12/07/2016 1.102% 09/07/2017	06417GRF7	50,000,000.00	BNS		100.00	49,998,550.00	(1,450.00)	(1,450.00)	0.08	0.68	1.12
BANK OF NOVA SCOTIA HOU CD (FLOATING) DTD 09/27/2016 1.427% 09/27/2017	06417GPQ5	25,000,000.00	BNS		100.15	25,036,775.00	36,775.00	36,775.00	0.25	0.74	1.19
CBA AUSTRALIA CD (FLOATING) DTD 09/28/2016 1.427% 09/28/2017	20271ELR8	25,000,000.00	OTHER		100.17	25,042,175.00	42,175.00	42,175.00	0.25	0.74	1.16
ROYAL BANK OF CANADA NY FLOATING CD DTD 12/08/2016 1.251% 12/08/2017	78009NL61	25,000,000.00	ROYAL		100.00	24,999,375.00	(625.00)	(625.00)	0.25	0.93	1.27
Security Type Sub-Total		1,375,000,000.00				1,375,065,878.05	65,878.05	65,878.05	0.14	0.20	0.90
Bank Deposit Account											
STONECASTLE FICA	FICAMF003	50,000,000.00	OTHER		1.00	50,000,000.00	0.00	0.00	0.00	0.00	0.45
Security Type Sub-Total		50,000,000.00				50,000,000.00	0.00	0.00	0.00	0.00	0.45
Managed Account Sub-Total		5,756,511,000.00				5,747,376,651.45	(10,188,721.74)	(7,312,846.94)	0.87	0.89	1.00
Securities Sub-Total		\$5,756,511,000.00				\$5,747,376,651.45	(\$10,188,721.74)	(\$7,312,846.94)	0.87	0.89	1.00%
Accrued Interest						\$10,575,139.86					
Total Investments						\$5,757,951,791.31					



Managed Account Security Transactions & Interest

For the Month Ending **December 31, 2016**

SAN BERNARDINO COUNTY - 76990800

Transaction Type		Security Description	CUSIP	Par	Principal Proceeds	Accrued Interest	Total	Realized G/L Cost	Realized G/L Amort Cost	Sale Method
Trade	Settle									
BUY										
12/01/16	12/01/16	US BANK NA INT BEAR COMM PAPER DTD 12/01/2016 0.300% 12/02/2016	90349TX93	50,000,000.00	(50,000,000.00)	0.00	(50,000,000.00)			
12/02/16	12/02/16	CREDIT AGRICOLE CIB NY COMM PAPER -- 0.000% 12/05/2016	22533TM52	110,000,000.00	(109,996,241.67)	0.00	(109,996,241.67)			
12/02/16	12/05/16	US TREASURY NOTES DTD 06/02/2014 2.000% 05/31/2021	912828WN6	50,000,000.00	(50,447,265.63)	(13,736.26)	(50,461,001.89)			
12/05/16	12/05/16	US BANK NA INT BEAR COMM PAPER DTD 12/05/2016 0.300% 12/06/2016	90349TY68	59,000,000.00	(59,000,000.00)	0.00	(59,000,000.00)			
12/06/16	12/06/16	US BANK NA INT BEAR COMM PAPER DTD 12/06/2016 0.300% 12/07/2016	90349TY84	82,000,000.00	(82,000,000.00)	0.00	(82,000,000.00)			
12/06/16	12/06/16	CREDIT AGRICOLE CIB NY COMM PAPER -- 0.000% 12/07/2016	22533TM78	100,000,000.00	(99,998,861.11)	0.00	(99,998,861.11)			
12/06/16	12/07/16	BANK OF NOVA SCOTIA HOUSTON FLOATING CD DTD 12/07/2016 1.102% 09/07/2017	06417GRF7	50,000,000.00	(50,000,000.00)	0.00	(50,000,000.00)			
12/06/16	12/08/16	ROYAL BANK OF CANADA NY FLOATING CD DTD 12/08/2016 1.251% 12/08/2017	78009NL61	25,000,000.00	(25,000,000.00)	0.00	(25,000,000.00)			
12/07/16	12/07/16	BNP PARIBAS NY BRANCH COMM PAPER -- 0.000% 01/03/2017	09659BN30	100,000,000.00	(99,954,250.00)	0.00	(99,954,250.00)			
12/07/16	12/07/16	BANK OF TOKYO MITS UFJ LTD COMM PAPER -- 0.000% 01/03/2017	06538BN33	50,000,000.00	(49,976,000.00)	0.00	(49,976,000.00)			
12/07/16	12/07/16	CREDIT AGRICOLE CIB NY COMM PAPER -- 0.000% 12/08/2016	22533TM86	150,000,000.00	(149,998,291.67)	0.00	(149,998,291.67)			
12/07/16	12/07/16	SUMITOMO MITSUI BANK NY CERT DEPOS DTD 12/07/2016 0.530% 01/03/2017	86563YMA8	50,000,000.00	(50,000,000.00)	0.00	(50,000,000.00)			
12/07/16	12/08/16	FHLB NOTES DTD 12/08/2016 1.250% 01/16/2019	3130AAE46	50,000,000.00	(49,998,000.00)	0.00	(49,998,000.00)			



Managed Account Security Transactions & Interest

For the Month Ending **December 31, 2016**

SAN BERNARDINO COUNTY - 76990800

Transaction Type		Security Description	CUSIP	Par	Principal Proceeds	Accrued Interest	Total	Realized G/L Cost	Realized G/L Amort Cost	Sale Method
Trade	Settle									
BUY										
12/08/16	12/08/16	CREDIT AGRICOLE CIB NY COMM PAPER -- 0.000% 12/09/2016	22533TM94	100,000,000.00	(99,998,861.11)	0.00	(99,998,861.11)			
12/08/16	12/08/16	BANK OF THE WEST MONEY MARKET FUND	BKOFWEST7	35,000,000.00	(35,000,000.00)	0.00	(35,000,000.00)			
12/08/16	12/08/16	US BANK NA INT BEAR COMM PAPER DTD 12/08/2016 0.300% 12/09/2016	90349TZ34	20,000,000.00	(20,000,000.00)	0.00	(20,000,000.00)			
12/09/16	12/09/16	US BANK NA INT BEAR COMM PAPER DTD 12/09/2016 0.300% 12/12/2016	90349TZ67	50,000,000.00	(50,000,000.00)	0.00	(50,000,000.00)			
12/09/16	12/09/16	BANK OF TOKYO MITS UFJ LTD COMM PAPER -- 0.000% 01/03/2017	06538BN33	50,000,000.00	(49,976,041.67)	0.00	(49,976,041.67)			
12/09/16	12/09/16	CREDIT AGRICOLE CIB NY COMM PAPER -- 0.000% 12/12/2016	22533TMC7	64,000,000.00	(63,997,813.33)	0.00	(63,997,813.33)			
12/12/16	12/12/16	CREDIT AGRICOLE CIB NY COMM PAPER -- 0.000% 12/13/2016	22533TMD5	75,000,000.00	(74,999,145.83)	0.00	(74,999,145.83)			
12/12/16	12/12/16	ROYAL BANK OF CANADA NY CD (FLOAT) DTD 12/12/2016 1.044% 06/12/2017	78009NM52	25,000,000.00	(25,000,000.00)	0.00	(25,000,000.00)			
12/12/16	12/12/16	US BANK NA INT BEAR COMM PAPER DTD 12/12/2016 0.300% 12/13/2016	90349TZ83	27,000,000.00	(27,000,000.00)	0.00	(27,000,000.00)			
12/13/16	12/13/16	US BANK NA INT BEAR COMM PAPER DTD 12/13/2016 0.300% 12/14/2016	90349T2A4	40,000,000.00	(40,000,000.00)	0.00	(40,000,000.00)			
12/13/16	12/13/16	CREDIT AGRICOLE CIB NY COMM PAPER -- 0.000% 12/14/2016	22533TME3	100,000,000.00	(99,998,861.11)	0.00	(99,998,861.11)			
12/14/16	12/14/16	CREDIT AGRICOLE CIB NY COMM PAPER -- 0.000% 12/15/2016	22533TMF0	100,000,000.00	(99,998,861.11)	0.00	(99,998,861.11)			
12/14/16	12/14/16	US BANK NA INT BEAR COMM PAPER DTD 12/14/2016 0.300% 12/15/2016	90349T2C0	50,000,000.00	(50,000,000.00)	0.00	(50,000,000.00)			



Managed Account Security Transactions & Interest

For the Month Ending **December 31, 2016**

SAN BERNARDINO COUNTY - 76990800

Transaction Type		Security Description	CUSIP	Par	Principal Proceeds	Accrued Interest	Total	Realized G/L Cost	Realized G/L Amort Cost	Sale Method
Trade	Settle									
BUY										
12/15/16	12/15/16	CREDIT AGRICOLE CIB NY COMM PAPER -- 0.000% 12/16/2016	22533TMG8	77,000,000.00	(76,998,609.72)	0.00	(76,998,609.72)			
12/15/16	12/15/16	NATIXIS US BRANCH COMM PAPER -- 0.000% 12/16/2016	63873JMG2	100,000,000.00	(99,998,166.67)	0.00	(99,998,166.67)			
12/16/16	12/16/16	NATIXIS US BRANCH COMM PAPER -- 0.000% 12/19/2016	63873JMK3	100,000,000.00	(99,994,500.00)	0.00	(99,994,500.00)			
12/16/16	12/16/16	CREDIT AGRICOLE CIB NY COMM PAPER -- 0.000% 12/19/2016	22533TMK9	36,000,000.00	(35,998,020.00)	0.00	(35,998,020.00)			
12/16/16	12/16/16	TOYOTA MOTOR CREDIT CORP COMM PAPER -- 0.000% 03/02/2017	89233GQ25	50,000,000.00	(49,914,500.00)	0.00	(49,914,500.00)			
12/19/16	12/19/16	CREDIT AGRICOLE CIB NY COMM PAPER -- 0.000% 12/20/2016	22533TML7	60,000,000.00	(59,998,900.00)	0.00	(59,998,900.00)			
12/19/16	12/19/16	NATIXIS NY BRANCH COMM PAPER DTD 12/13/2016 0.000% 12/20/2016	63873JML1	100,000,000.00	(99,998,166.67)	0.00	(99,998,166.67)			
12/20/16	12/20/16	NATIXIS US BRANCH COMM PAPER -- 0.000% 12/21/2016	63873JMM9	100,000,000.00	(99,998,166.67)	0.00	(99,998,166.67)			
12/20/16	12/20/16	CREDIT AGRICOLE CIB NY COMM PAPER -- 0.000% 12/21/2016	22533TMM5	86,000,000.00	(85,998,423.33)	0.00	(85,998,423.33)			
12/20/16	12/21/16	US TREASURY NOTES DTD 10/31/2014 1.500% 10/31/2019	912828F62	25,000,000.00	(24,968,750.00)	(52,831.49)	(25,021,581.49)			
12/20/16	12/21/16	US TREASURY NOTES DTD 08/16/2010 2.625% 08/15/2020	912828NT3	25,000,000.00	(25,721,679.69)	(228,260.87)	(25,949,940.56)			
12/20/16	12/21/16	US TREASURY NOTES DTD 05/31/2016 1.375% 05/31/2021	912828R77	25,000,000.00	(24,334,960.94)	(19,831.73)	(24,354,792.67)			
12/20/16	12/21/16	US TREASURY NOTES DTD 11/30/2015 1.625% 11/30/2020	912828M98	25,000,000.00	(24,755,859.38)	(23,437.50)	(24,779,296.88)			
12/20/16	12/21/16	US TREASURY NOTES DTD 12/01/2014 1.875% 11/30/2021	912828G53	25,000,000.00	(24,734,375.00)	(27,043.27)	(24,761,418.27)			



Managed Account Security Transactions & Interest

For the Month Ending **December 31, 2016**

SAN BERNARDINO COUNTY - 76990800

Transaction Type		Security Description	CUSIP	Par	Principal Proceeds	Accrued Interest	Total	Realized G/L Cost	Realized G/L Amort Cost	Sale Method
Trade	Settle									
BUY										
12/20/16	12/21/16	US TREASURY NOTES DTD 06/15/2016 0.875% 06/15/2019	912828R85	25,000,000.00	(24,660,156.25)	(3,605.77)	(24,663,762.02)			
12/21/16	12/21/16	NATIXIS US BRANCH COMM PAPER -- 0.000% 12/22/2016	63873JMN7	21,000,000.00	(20,999,615.00)	0.00	(20,999,615.00)			
12/22/16	12/22/16	NATIXIS US BRANCH COMM PAPER -- 0.000% 12/23/2016	63873JMP2	30,000,000.00	(29,999,450.00)	0.00	(29,999,450.00)			
12/23/16	12/23/16	NATIXIS US BRANCH COMM PAPER -- 0.000% 12/27/2016	63873JMT4	195,000,000.00	(194,985,700.00)	0.00	(194,985,700.00)			
12/27/16	12/27/16	NATIXIS US BRANCH COMM PAPER -- 0.000% 12/28/2016	63873JMU1	115,000,000.00	(114,997,891.67)	0.00	(114,997,891.67)			
12/27/16	12/27/16	CREDIT AGRICOLE CIB NY COMM PAPER -- 0.000% 12/28/2016	22533TMU7	150,000,000.00	(149,997,250.00)	0.00	(149,997,250.00)			
12/27/16	12/28/16	BANK OF MONTREAL CHICAGO CERT DEPOS DTD 12/28/2016 1.080% 03/31/2017	06427KMU8	67,000,000.00	(67,000,000.00)	0.00	(67,000,000.00)			
12/27/16	12/28/16	BANK OF MONTREAL CHICAGO CERT DEPOS DTD 12/28/2016 1.080% 03/29/2017	06427KMV6	33,000,000.00	(33,000,000.00)	0.00	(33,000,000.00)			
12/27/16	12/28/16	TOYOTA MOTOR CREDIT CORP COMM PAPER -- 0.000% 03/01/2017	89233GO17	50,000,000.00	(49,923,875.00)	0.00	(49,923,875.00)			
12/27/16	12/28/16	TORONTO DOMINION BANK NY CERT DEPOS DTD 12/28/2016 0.900% 03/01/2017	89113WSU1	50,000,000.00	(50,000,000.00)	0.00	(50,000,000.00)			
12/28/16	12/28/16	BANK OF TOKYO MITSUBISHI COMM PAPER -- 0.000% 01/05/2017	06538BN58	110,000,000.00	(109,983,377.78)	0.00	(109,983,377.78)			
12/28/16	12/28/16	CREDIT AGRICOLE CIB NY COMM PAPER -- 0.000% 01/03/2017	22533TN36	150,000,000.00	(149,986,000.00)	0.00	(149,986,000.00)			
12/28/16	12/28/16	NATIXIS US BRANCH COMM PAPER -- 0.000% 01/04/2017	63873JN48	100,000,000.00	(99,988,333.33)	0.00	(99,988,333.33)			
Transaction Type Sub-Total				3,592,000,000.00	(3,591,273,221.34)	(368,746.89)	(3,591,641,968.23)			



Managed Account Security Transactions & Interest

For the Month Ending **December 31, 2016**

SAN BERNARDINO COUNTY - 76990800

Transaction Type		Security Description	CUSIP	Par	Principal Proceeds	Accrued Interest	Total	Realized G/L Cost	Realized G/L Amort Cost	Sale Method
Trade	Settle									
INTEREST										
12/01/16	12/01/16	TORONTO DOMINION BANK NY FLOATING CD DTD 01/11/2016 1.117% 02/01/2017	89113E2G0	50,000,000.00	0.00	43,027.90	43,027.90			
12/01/16	12/01/16	TORONTO DOMINION BANK NY FLOATING CD DTD 02/01/2016 1.127% 02/01/2017	89113E2V7	25,000,000.00	0.00	21,722.29	21,722.29			
12/01/16	12/01/16	BANK OF MONTREAL CHICAGO FLOAT CD DTD 02/05/2016 1.117% 03/01/2017	06427EUH2	25,000,000.00	0.00	21,513.96	21,513.96			
12/01/16	12/01/16	TORONTO DOMINION BANK NY FLOATING CD DTD 01/20/2016 1.117% 02/01/2017	89113E2Q8	50,000,000.00	0.00	43,027.90	43,027.90			
12/02/16	12/02/16	BMO HARRIS BANK NA FLOATING CERT DEPOS DTD 11/23/2015 1.104% 01/02/2017	05574BGB0	25,000,000.00	0.00	21,120.40	21,120.40			
12/03/16	12/03/16	WESTPAC BANKING CORP NY FLOATING CD DTD 12/21/2015 1.125% 01/03/2017	96121TG93	50,000,000.00	0.00	45,353.00	45,353.00			
12/05/16	12/05/16	BANK OF NOVA SCOTIA HOUSTON FLOATING CD DTD 01/05/2016 1.125% 01/05/2017	06417GCU0	25,000,000.00	0.00	19,883.10	19,883.10			
12/06/16	12/06/16	INTL BANK OF RECON AND DEV GLOBAL NOTES DTD 10/27/2016 1.125% 11/27/2019	459058FS7	0.00	0.00	125.00	125.00			
12/07/16	12/07/16	TORONTO DOMINION BANK NY FLOATING CD DTD 07/07/2015 0.962% 01/09/2017	89113ETU0	25,000,000.00	0.00	17,553.33	17,553.33			
12/08/16	12/08/16	FHLB NOTES DTD 05/04/2012 1.250% 06/08/2018	313379DT3	25,000,000.00	0.00	156,250.00	156,250.00			
12/15/16	12/15/16	INTL BANK OF RECON AND DEV GLOBAL NOTES DTD 04/30/2015 1.000% 06/15/2018	459058EJ8	50,000,000.00	0.00	250,000.00	250,000.00			



Managed Account Security Transactions & Interest

For the Month Ending **December 31, 2016**

SAN BERNARDINO COUNTY - 76990800

Transaction Type		Security Description	CUSIP	Par	Principal Proceeds	Accrued Interest	Total	Realized G/L Cost	Realized G/L Amort Cost	Sale Method
Trade	Settle									
INTEREST										
12/15/16	12/15/16	INTL BANK OF RECON AND DEV GLOBAL NOTES DTD 04/30/2015 1.000% 06/15/2018	459058EJ8	25,000,000.00	0.00	125,000.00	125,000.00			
12/15/16	12/15/16	FHLMC NOTES DTD 12/11/2015 1.000% 12/15/2017	3137EADX4	50,000,000.00	0.00	250,000.00	250,000.00			
12/15/16	12/15/16	WELLS FARGO & COMPANY GLOBAL NOTES DTD 12/12/2011 2.625% 12/15/2016	94974BEZ9	10,500,000.00	0.00	137,812.50	137,812.50			
12/15/16	12/15/16	INTL BANK OF RECON AND DEV GLOBAL NOTES DTD 04/30/2015 1.000% 06/15/2018	459058EJ8	40,000,000.00	0.00	200,000.00	200,000.00			
12/15/16	12/15/16	INTL BANK OF RECON AND DEV GLOBAL NOTES DTD 04/30/2015 1.000% 06/15/2018	459058EJ8	25,000,000.00	0.00	125,000.00	125,000.00			
12/17/16	12/17/16	FFCB (FLOATING) NOTES DTD 04/17/2014 0.786% 04/17/2017	3133EDJX1	25,000,000.00	0.00	12,502.29	12,502.29			
12/18/16	12/18/16	FFCB NOTES DTD 12/18/2014 1.125% 12/18/2017	3133EEFE5	25,000,000.00	0.00	140,625.00	140,625.00			
12/18/16	12/18/16	FFCB NOTES DTD 12/18/2014 1.125% 12/18/2017	3133EEFE5	25,000,000.00	0.00	140,625.00	140,625.00			
12/19/16	12/19/16	FHLB NOTES DTD 11/20/2015 1.000% 12/19/2017	3130A6SW8	25,000,000.00	0.00	125,000.00	125,000.00			
12/21/16	12/21/16	FHLB GLOBAL NOTE DTD 06/03/2016 1.125% 06/21/2019	3130A8DB6	50,000,000.00	0.00	281,250.00	281,250.00			
12/22/16	12/22/16	CBA AUSTRALIA NY FLOATING CERT DEPOS DTD 03/22/2016 1.259% 03/22/2017	20271ELE7	50,000,000.00	0.00	44,833.33	44,833.33			
12/23/16	12/23/16	WELLS FARGO BANK CD (FLOATING) DTD 09/23/2016 1.305% 03/23/2017	94988EZ35	25,000,000.00	0.00	23,287.08	23,287.08			
12/26/16	12/26/16	FNMA NOTES (CALLED OMD 12/26/17) DTD 12/26/2012 1.000% 12/26/2016	3135G0SJ3	22,155,000.00	0.00	110,775.00	110,775.00			
12/27/16	12/27/16	FFCB (FLOATING) NOTES DTD 02/27/2014 0.811% 02/27/2017	3133EDFW7	30,000,000.00	0.00	16,439.00	16,439.00			



Managed Account Security Transactions & Interest

For the Month Ending **December 31, 2016**

SAN BERNARDINO COUNTY - 76990800

Transaction Type	Trade	Settle	Security Description	CUSIP	Par	Principal Proceeds	Accrued Interest	Total	Realized G/L Cost	Realized G/L Amort Cost	Sale Method
INTEREST											
	12/27/16	12/28/16	BANK OF NOVA SCOTIA HOU CD (FLOATING) DTD 09/27/2016 1.427% 09/27/2017	06417GPO5	25,000,000.00	0.00	81,965.61	81,965.61			
	12/28/16	12/28/16	CBA AUSTRALIA CD (FLOATING) DTD 09/28/2016 1.427% 09/28/2017	20271ELR8	25,000,000.00	0.00	81,074.68	81,074.68			
	12/28/16	12/28/16	FHLB NOTES DTD 11/15/2013 0.625% 12/28/2016	3130A0C65	20,000,000.00	0.00	62,500.00	62,500.00			
	12/29/16	12/29/16	FEDERAL HOME LOAN BANKS AGCY DTD 05/27/2016 0.875% 06/29/2018	3130A8BD4	35,000,000.00	0.00	153,125.00	153,125.00			
	12/30/16	12/30/16	FHLMC NOTES DTD 12/30/2014 0.990% 06/30/2017	3134G5VY8	50,000,000.00	0.00	247,500.00	247,500.00			
	12/30/16	12/30/16	CALIFORNIA ASSET MANAGEMENT PROGRAM	CAMPMF025	0.00	0.00	116,730.16	116,730.16			
	12/30/16	12/30/16	BANK OF THE WEST MONEY MARKET FUND	BKOFWEST7	0.00	0.00	48,363.98	48,363.98			
	12/30/16	12/30/16	FEDERATED GOVT OBLIGATIONS FUND	608919718	0.00	0.00	22,767.83	22,767.83			
	12/30/16	12/30/16	FIDELITY GOV'T MM FUND 2642	31607A703	0.00	0.00	34,057.48	34,057.48			
	12/30/16	12/30/16	WESTPAC BANKING CORP NY FLOATING CD DTD 12/30/2015 1.086% 12/30/2016	96121TH43	25,000,000.00	0.00	22,616.88	22,616.88			
	12/30/16	12/30/16	STONECASTLE FICA	FICAMF003	0.00	0.00	19,109.60	19,109.60			
Transaction Type Sub-Total					957,655,000.00	0.00	3,262,537.30	3,262,537.30			

MATURITY											
	12/01/16	12/01/16	US BANK NA INT BEAR COMM PAPER DTD 11/30/2016 0.300% 12/01/2016	90349TX77	54,000,000.00	54,000,000.00	450.00	54,000,450.00	0.00	0.00	
	12/01/16	12/01/16	BNP PARIBAS NY BRANCH COMM PAPER -- 0.000% 12/01/2016	09659BM15	50,000,000.00	50,000,000.00	0.00	50,000,000.00	109,888.88	0.00	
	12/01/16	12/01/16	BNP PARIBAS NY BRANCH COMM PAPER -- 0.000% 12/01/2016	09659BM15	25,000,000.00	25,000,000.00	0.00	25,000,000.00	14,236.11	0.00	
	12/01/16	12/01/16	BANK OF TOKYO MITSUBISHI UFJ COMM PAPER -- 0.000% 12/01/2016	06538BM18	45,000,000.00	45,000,000.00	0.00	45,000,000.00	24,062.50	0.00	



Managed Account Security Transactions & Interest

For the Month Ending **December 31, 2016**

SAN BERNARDINO COUNTY - 76990800

Transaction Type		Security Description	CUSIP	Par	Principal Proceeds	Accrued Interest	Total	Realized G/L Cost	Realized G/L Amort Cost	Sale Method
Trade	Settle									
MATURITY										
12/02/16	12/02/16	US BANK NA INT BEAR COMM PAPER DTD 12/01/2016 0.300% 12/02/2016	90349TX93	50,000,000.00	50,000,000.00	416.67	50,000,416.67	0.00	0.00	
12/02/16	12/02/16	TOYOTA MOTOR CREDIT CORP COMM PAPER -- 0.000% 12/02/2016	89233GM29	25,000,000.00	25,000,000.00	0.00	25,000,000.00	25,000.00	0.00	
12/02/16	12/02/16	TOYOTA MOTOR CREDIT CORP COMM PAPER -- 0.000% 12/02/2016	89233GM29	45,000,000.00	45,000,000.00	0.00	45,000,000.00	20,250.00	0.00	
12/05/16	12/05/16	CREDIT AGRICOLE CIB NY COMM PAPER -- 0.000% 12/05/2016	22533TM52	110,000,000.00	110,000,000.00	0.00	110,000,000.00	3,758.33	0.00	
12/06/16	12/06/16	US BANK NA INT BEAR COMM PAPER DTD 12/05/2016 0.300% 12/06/2016	90349TY68	59,000,000.00	59,000,000.00	491.67	59,000,491.67	0.00	0.00	
12/07/16	12/07/16	US BANK NA INT BEAR COMM PAPER DTD 12/06/2016 0.300% 12/07/2016	90349TY84	82,000,000.00	82,000,000.00	683.33	82,000,683.33	0.00	0.00	
12/07/16	12/07/16	CREDIT AGRICOLE CIB NY COMM PAPER -- 0.000% 12/07/2016	22533TM78	100,000,000.00	100,000,000.00	0.00	100,000,000.00	1,138.89	0.00	
12/08/16	12/08/16	CREDIT AGRICOLE CIB NY COMM PAPER -- 0.000% 12/08/2016	22533TM86	150,000,000.00	150,000,000.00	0.00	150,000,000.00	1,708.33	0.00	
12/09/16	12/09/16	CREDIT AGRICOLE CIB NY COMM PAPER -- 0.000% 12/09/2016	22533TM94	100,000,000.00	100,000,000.00	0.00	100,000,000.00	1,138.89	0.00	
12/09/16	12/09/16	US BANK NA INT BEAR COMM PAPER DTD 12/08/2016 0.300% 12/09/2016	90349TZ34	20,000,000.00	20,000,000.00	166.67	20,000,166.67	0.00	0.00	
12/12/16	12/12/16	US BANK NA INT BEAR COMM PAPER DTD 12/09/2016 0.300% 12/12/2016	90349TZ67	50,000,000.00	50,000,000.00	1,250.00	50,001,250.00	0.00	0.00	
12/12/16	12/12/16	CREDIT AGRICOLE CIB NY COMM PAPER -- 0.000% 12/12/2016	22533TMC7	64,000,000.00	64,000,000.00	0.00	64,000,000.00	2,186.67	0.00	
12/13/16	12/13/16	CREDIT AGRICOLE CIB NY COMM PAPER -- 0.000% 12/13/2016	22533TMD5	75,000,000.00	75,000,000.00	0.00	75,000,000.00	854.17	0.00	



Managed Account Security Transactions & Interest

For the Month Ending **December 31, 2016**

SAN BERNARDINO COUNTY - 76990800

Transaction Type		Security Description	CUSIP	Par	Principal Proceeds	Accrued Interest	Total	Realized G/L Cost	Realized G/L Amort Cost	Sale Method
Trade	Settle									
MATURITY										
12/13/16	12/13/16	US BANK NA INT BEAR COMM PAPER DTD 12/12/2016 0.300% 12/13/2016	90349TZ83	27,000,000.00	27,000,000.00	225.00	27,000,225.00	0.00	0.00	
12/14/16	12/14/16	CREDIT AGRICOLE CIB NY COMM PAPER -- 0.000% 12/14/2016	22533TME3	100,000,000.00	100,000,000.00	0.00	100,000,000.00	1,138.89	0.00	
12/14/16	12/14/16	US BANK NA INT BEAR COMM PAPER DTD 12/13/2016 0.300% 12/14/2016	90349T2A4	40,000,000.00	40,000,000.00	333.33	40,000,333.33	0.00	0.00	
12/15/16	12/15/16	CREDIT AGRICOLE CIB NY COMM PAPER -- 0.000% 12/15/2016	22533TMF0	100,000,000.00	100,000,000.00	0.00	100,000,000.00	1,138.89	0.00	
12/15/16	12/15/16	WELLS FARGO & COMPANY GLOBAL NOTES DTD 12/12/2011 2.625% 12/15/2016	94974BEZ9	10,500,000.00	10,500,000.00	0.00	10,500,000.00	(305,025.00)	0.00	
12/15/16	12/15/16	US BANK NA INT BEAR COMM PAPER DTD 12/14/2016 0.300% 12/15/2016	90349T2C0	50,000,000.00	50,000,000.00	416.67	50,000,416.67	0.00	0.00	
12/16/16	12/16/16	CREDIT AGRICOLE CIB NY COMM PAPER -- 0.000% 12/16/2016	22533TMG8	77,000,000.00	77,000,000.00	0.00	77,000,000.00	1,390.28	0.00	
12/16/16	12/16/16	NATIXIS US BRANCH COMM PAPER -- 0.000% 12/16/2016	63873JMG2	100,000,000.00	100,000,000.00	0.00	100,000,000.00	1,833.33	0.00	
12/19/16	12/19/16	NATIXIS US BRANCH COMM PAPER -- 0.000% 12/19/2016	63873JMK3	100,000,000.00	100,000,000.00	0.00	100,000,000.00	5,500.00	0.00	
12/19/16	12/19/16	CREDIT AGRICOLE CIB NY COMM PAPER -- 0.000% 12/19/2016	22533TMK9	36,000,000.00	36,000,000.00	0.00	36,000,000.00	1,980.00	0.00	
12/20/16	12/20/16	CREDIT AGRICOLE CIB NY COMM PAPER -- 0.000% 12/20/2016	22533TML7	60,000,000.00	60,000,000.00	0.00	60,000,000.00	1,100.00	0.00	
12/20/16	12/20/16	NATIXIS NY BRANCH COMM PAPER DTD 12/13/2016 0.000% 12/20/2016	63873JML1	100,000,000.00	100,000,000.00	0.00	100,000,000.00	1,833.33	0.00	
12/21/16	12/21/16	NATIXIS US BRANCH COMM PAPER -- 0.000% 12/21/2016	63873JMM9	100,000,000.00	100,000,000.00	0.00	100,000,000.00	1,833.33	0.00	



Managed Account Security Transactions & Interest

For the Month Ending **December 31, 2016**

SAN BERNARDINO COUNTY - 76990800

Transaction Type		Security Description	CUSIP	Par	Principal Proceeds	Accrued Interest	Total	Realized G/L Cost	Realized G/L Amort Cost	Sale Method
Trade	Settle									
MATURITY										
12/21/16	12/21/16	CREDIT AGRICOLE CIB NY COMM PAPER -- 0.000% 12/21/2016	22533TMM5	86,000,000.00	86,000,000.00	0.00	86,000,000.00	1,576.67	0.00	
12/21/16	12/21/16	BNP PARIBAS NY BRANCH COMM PAPER -- 0.000% 12/21/2016	09659BMM9	50,000,000.00	50,000,000.00	0.00	50,000,000.00	26,722.22	0.00	
12/21/16	12/21/16	BANK OF TOKYO MITSUBISHI UFJ COMM PAPER -- 0.000% 12/21/2016	06538BMM2	50,000,000.00	50,000,000.00	0.00	50,000,000.00	27,041.67	0.00	
12/21/16	12/21/16	BANK OF TOKYO MITSUBISHI UFJ COMM PAPER -- 0.000% 12/21/2016	06538BMM2	100,000,000.00	100,000,000.00	0.00	100,000,000.00	45,111.11	0.00	
12/21/16	12/21/16	TOYOTA MOTOR CREDIT CORP COMM PAPER -- 0.000% 12/21/2016	89233GMM5	35,000,000.00	35,000,000.00	0.00	35,000,000.00	39,812.50	0.00	
12/22/16	12/22/16	NATIXIS US BRANCH COMM PAPER -- 0.000% 12/22/2016	63873JMN7	21,000,000.00	21,000,000.00	0.00	21,000,000.00	385.00	0.00	
12/23/16	12/23/16	NATIXIS US BRANCH COMM PAPER -- 0.000% 12/23/2016	63873JMP2	30,000,000.00	30,000,000.00	0.00	30,000,000.00	550.00	0.00	
12/26/16	12/26/16	FNMA NOTES (CALLED OMD 12/26/17) DTD 12/26/2012 1.000% 12/26/2016	3135GOSJ3	22,155,000.00	22,155,000.00	0.00	22,155,000.00	(4,431.00)	0.00	
12/27/16	12/27/16	NATIXIS US BRANCH COMM PAPER -- 0.000% 12/27/2016	63873JMT4	195,000,000.00	195,000,000.00	0.00	195,000,000.00	14,300.00	0.00	
12/28/16	12/28/16	NATIXIS US BRANCH COMM PAPER -- 0.000% 12/28/2016	63873JMU1	115,000,000.00	115,000,000.00	0.00	115,000,000.00	2,108.33	0.00	
12/28/16	12/28/16	FHLB NOTES DTD 11/15/2013 0.625% 12/28/2016	3130A0C65	20,000,000.00	20,000,000.00	0.00	20,000,000.00	57,200.00	0.00	
12/28/16	12/28/16	CREDIT AGRICOLE CIB NY COMM PAPER -- 0.000% 12/28/2016	22533TMU7	150,000,000.00	150,000,000.00	0.00	150,000,000.00	2,750.00	0.00	
12/30/16	12/30/16	BNP PARIBAS NY BRANCH COMM PAPER -- 0.000% 12/30/2016	09659BMW7	50,000,000.00	50,000,000.00	0.00	50,000,000.00	26,722.22	0.00	
12/30/16	12/30/16	WESTPAC BANKING CORP NY FLOATING CD DTD 12/30/2015 1.086% 12/30/2016	96121TH43	25,000,000.00	25,000,000.00	0.00	25,000,000.00	0.00	0.00	



Managed Account Security Transactions & Interest

For the Month Ending **December 31, 2016**

SAN BERNARDINO COUNTY - 76990800

Transaction Type		Security Description	CUSIP	Par	Principal Proceeds	Accrued Interest	Total	Realized G/L Cost	Realized G/L Amort Cost	Sale Method
Trade	Settle									
Transaction Type Sub-Total				2,953,655,000.00	2,953,655,000.00	4,433.34	2,953,659,433.34	156,794.54	0.00	
Managed Account Sub-Total					(637,618,221.34)	2,898,223.75	(634,719,997.59)	156,794.54	0.00	
Total Security Transactions					(\$637,618,221.34)	\$2,898,223.75	(\$634,719,997.59)	\$156,794.54	\$0.00	