



Customer Service
PO Box 11813
Harrisburg, PA 17108-1813

ACCOUNT STATEMENT

For the Month Ending
August 31, 2014

SAN BERNARDINO COUNTY

Client Management Team

Kenneth Schiebel, CFA

Managing Director
One Keystone Plaza, Suite 300
Harrisburg, PA 17101
717-232-2723
schiebelk@pfm.com

Danny A. Nelson

Senior Managing Consultant
222 North LaSalle, Suite 910
Chicago, IL 60601
312-523-2434
nelsond@pfm.com

Contents

Cover/Disclosures
Summary Statement
Individual Accounts

Accounts included in Statement

76990800 SAN BERNARDINO COUNTY

SAN BERNARDINO COUNTY
MR. JOHN JOHNSON
172 WEST THIRD STREET
1ST FLOOR
SAN BERNARDINO, CA 92415

Online Access <http://www.pfm.com>

Customer Service 1-717-232-2723

**Important Disclosures****Important Disclosures**

This statement is for general information purposes only and is not intended to provide specific advice or recommendations. PFM Asset Management LLC ("PFM") is an investment advisor registered with the Securities and Exchange Commission, and is required to maintain a written disclosure statement of our background and business experience. If you would like to receive a copy of our current disclosure statement, please contact Service Operations at the address below.

Proxy Voting PFM does not normally receive proxies to vote on behalf of its clients. However, it does on occasion receive consent requests. In the event a consent request is received the portfolio manager contacts the client and then proceeds according to their instructions. PFM's Proxy Voting Policy is available upon request by contacting Service Operations at the address below.

Questions About an Account PFM's monthly statement is intended to detail our investment advisory activity as well as the activity of any accounts held by clients in pools that are managed by PFM. The custodian bank maintains the control of assets and executes (i.e., settles) all investment transactions. The custodian statement is the official record of security and cash holdings and transactions. PFM recognizes that clients may use these reports to facilitate record keeping and that the custodian bank statement and the PFM statement should be reconciled and differences resolved. Many custodians use a settlement date basis which may result in the need to reconcile due to a timing difference.

Account Control PFM does not have the authority to withdraw funds from or deposit funds to the custodian. Our clients retain responsibility for their internal accounting policies; implementing and enforcing internal controls and generating ledger entries or otherwise recording transactions.

Market Value Generally, PFM's market prices are derived from closing bid prices as of the last business day of the month as supplied by Interactive Data, Bloomberg or Telerate. Where prices are not available from generally recognized sources the securities are priced using a yield-based matrix system to arrive at an estimated market value. Prices that fall between data points are interpolated. Non-negotiable FDIC-insured bank certificates of deposit are priced at par. Although PFM believes the prices to be reliable, the values of the securities do not always represent the prices at which the securities could have been bought or sold. Explanation of the valuation methods for money market and TERM funds is contained in the appropriate fund information statement.

Amortized Cost The original cost of the principal of the security is adjusted for the amount of the periodic reduction of any discount or premium from the purchase date until the date of the report. Discount or premium with respect to short term securities (those with less than one year to maturity at time of issuance) is amortized on a straightline basis. Such discount or premium with respect to longer term securities is amortized using the constant yield basis.

Tax Reporting Cost data and realized gains / losses are provided for informational purposes only. Please review for accuracy and consult your tax advisor to determine the tax consequences of your security transactions. PFM does not report such information to the IRS or other taxing authorities and is not responsible for the accuracy of such information that may be required to be reported to federal, state or other taxing authorities.

Financial Situation In order to better serve you, PFM should be promptly notified of any material change in your investment objective or financial situation.

Callable Securities Securities subject to redemption prior to maturity may be redeemed in whole or in part before maturity, which could affect the yield represented.

Portfolio The securities in this portfolio, including shares of mutual funds, are not guaranteed or otherwise protected by PFM, the FDIC (except for certain non-negotiable certificates of deposit) or any government agency. Investment in securities involves risks, including the possible loss of the amount invested.

Rating Information provided for ratings is based upon a good faith inquiry of selected sources, but its accuracy and completeness cannot be guaranteed. Shares of some money market and TERM funds are marketed through representatives of PFM's wholly owned subsidiary, PFM Fund Distributors, Inc. PFM Fund Distributors, Inc. is registered with the SEC as a broker/dealer and is a member of the Financial Industry Regulatory Authority ("FINRA") and the Municipal Securities Rulemaking Board ("MSRB"). You may reach the FINRA by calling the FINRA Regulator Public Disclosure Hotline at 1-888-289-9999 or at the FINRA Regulation Internet website address www.nasd.com. A brochure describing the FINRA Regulation Public Disclosure Program is also available from the FINRA upon request.

Key Terms and Definitions

Dividends on money market funds consist of interest earned, plus any discount ratably amortized to the date of maturity, plus all realized gains and losses on the sale of securities prior to maturity, less ratable amortization of any premium and all accrued expenses to the fund. Dividends are accrued daily and may be paid either monthly or quarterly. The monthly earnings on this statement represent the estimated dividend accrued for the month for any program that distributes earnings on a quarterly basis. There is no guarantee that the estimated amount will be paid on the actual distribution date.

Current Yield is the net change, exclusive of capital changes and income other than investment income, in the value of a hypothetical fund account with a balance of one share over the seven-day base period including the statement date, expressed as a percentage of the value of one share (normally \$1.00 per share) at the beginning of the seven-day period. This resulting net change in account value is then annualized by multiplying it by 365 and dividing the result by 7. The yields quoted should not be considered a representation of the yield of the fund in the future, since the yield is not fixed.

Average maturity represents the average maturity of all securities and investments of a portfolio, determined by multiplying the par or principal value of each security or investment by its maturity (days or years), summing the products, and dividing the sum by the total principal value of the portfolio. The stated maturity date of mortgage backed or callable securities are used in this statement. However the actual maturity of these securities could vary depending on the level or prepayments on the underlying mortgages or whether a callable security has or is still able to be called.

Monthly distribution yield represents the net change in the value of one share (normally \$1.00 per share) resulting from all dividends declared during the month by a fund expressed as a percentage of the value of one share at the beginning of the month. This resulting net change is then annualized by multiplying it by 365 and dividing it by the number of calendar days in the month.

YTM at Cost The yield to maturity at cost is the expected rate of return, based on the original cost, the annual interest receipts, maturity value and the time period from purchase date to maturity, stated as a percentage, on an annualized basis.

YTM at Market The yield to maturity at market is the rate of return, based on the current market value, the annual interest receipts, maturity value and the time period remaining until maturity, stated as a percentage, on an annualized basis.

Managed Account A portfolio of investments managed discretely by PFM according to the client's specific investment policy and requirements. The investments are directly owned by the client and held by the client's custodian.

Unsettled Trade A trade which has been executed however the final consummation of the security transaction and payment has not yet taken place.

Please review the detail pages of this statement carefully. If you think your statement is wrong, missing account information, or if you need more information about a transaction, please contact PFM within 60 days of receipt. If you have other concerns or questions regarding your account you should contact a member of your client management team or PFM Service Operations at the address below.

PFM Asset Management LLC
Attn: Service Operations
One Keystone Plaza, Suite 300
N. Front & Market Sts
Harrisburg, PA 17101



Account Statement

For the Month Ending August 31, 2014

Consolidated Summary Statement

SAN BERNARDINO COUNTY

Portfolio Summary

Portfolio Holdings	Cash Dividends and Income	Closing Market Value
PFM Managed Account	800,266.90	3,969,099,380.59
Cash Balance	0.00	240,863,031.27
Total	\$800,266.90	\$4,209,962,411.86

Investment Allocation

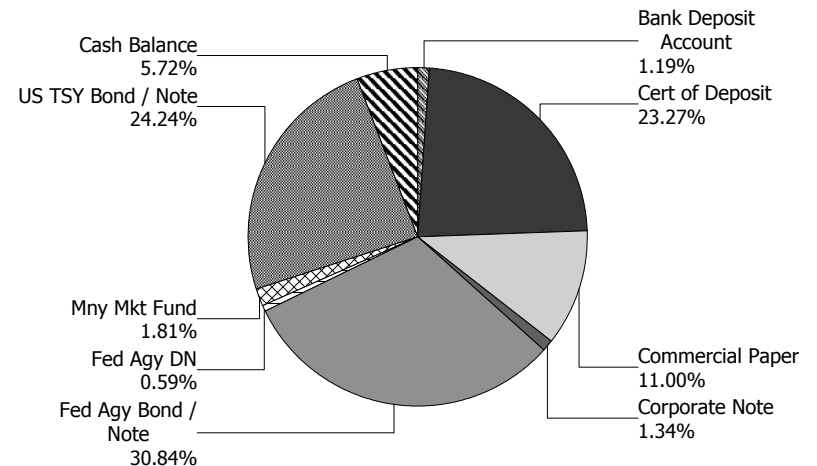
Investment Type	Closing Market Value	Percent
Bank Deposit Account	50,000,000.00	1.19
Certificate of Deposit	979,660,649.15	23.27
Commercial Paper	462,984,387.00	11.00
Corporate Note	56,299,766.27	1.34
Federal Agency Bond / Note	1,298,617,193.58	30.84
Federal Agency Discount Note	24,999,911.75	0.59
Money Market Fund	76,000,000.00	1.81
U.S. Treasury Bond / Note	1,020,537,472.84	24.24
Cash Balance	240,863,031.27	5.72
Total	\$4,209,962,411.86	100.00%

Maturity Distribution (Fixed Income Holdings)

Portfolio Holdings	Closing Market Value	Percent
Under 30 days	959,886,195.52	22.80
31 to 60 days	425,034,217.75	10.10
61 to 90 days	104,982,790.40	2.49
91 to 180 days	400,127,527.00	9.50
181 days to 1 year	400,006,303.50	9.50
1 to 2 years	839,352,757.23	19.94
2 to 3 years	830,991,352.14	19.74
3 to 4 years	229,792,260.69	5.46
4 to 5 years	19,789,007.63	0.47
Over 5 years	0.00	0.00
Total	\$4,209,962,411.86	100.00%

Weighted Average Days to Maturity 400

Sector Allocation





Managed Account Summary Statement

For the Month Ending **August 31, 2014**

SAN BERNARDINO COUNTY - 76990800

Transaction Summary - Managed Account

Opening Market Value	\$4,223,916,675.70
Maturities/Calls	(5,695,000,000.00)
Principal Dispositions	0.00
Principal Acquisitions	5,437,918,130.94
Unsettled Trades	0.00
Change in Current Value	2,264,573.95
Closing Market Value	\$3,969,099,380.59

Cash Transactions Summary - Managed Account

Maturities/Calls	5,695,189,215.99
Sale Proceeds	0.00
Coupon/Interest/Dividend Income	1,715,172.90
Principal Payments	0.00
Security Purchases	(5,437,936,179.55)
Net Cash Contribution	(258,968,209.34)
Reconciling Transactions	0.00

Earnings Reconciliation (Cash Basis) - Managed Account

Interest/Dividends/Coupons Received	1,904,388.89
Less Purchased Interest Related to Interest/Coupons	(18,048.61)
Plus Net Realized Gains/Losses	(1,086,073.38)
Total Cash Basis Earnings	\$800,266.90

Cash Balance

Closing Cash Balance **\$0.00**

Earnings Reconciliation (Accrual Basis)

	Total
Ending Amortized Value of Securities	3,966,227,712.04
Ending Accrued Interest	6,137,697.96
Plus Proceeds from Sales	0.00
Plus Proceeds of Maturities/Calls/Principal Payments	5,695,189,215.99
Plus Coupons/Dividends Received	1,715,172.90
Less Cost of New Purchases	(5,437,936,179.55)
Less Beginning Amortized Value of Securities	(4,223,782,792.73)
Less Beginning Accrued Interest	(5,979,868.42)
Total Accrual Basis Earnings	\$1,570,958.19



Portfolio Summary and Statistics

For the Month Ending **August 31, 2014**

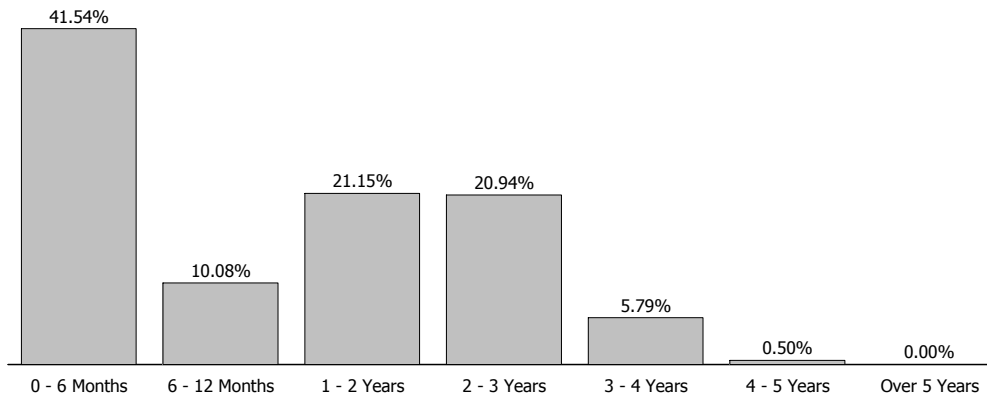
SAN BERNARDINO COUNTY - 76990800

Account Summary

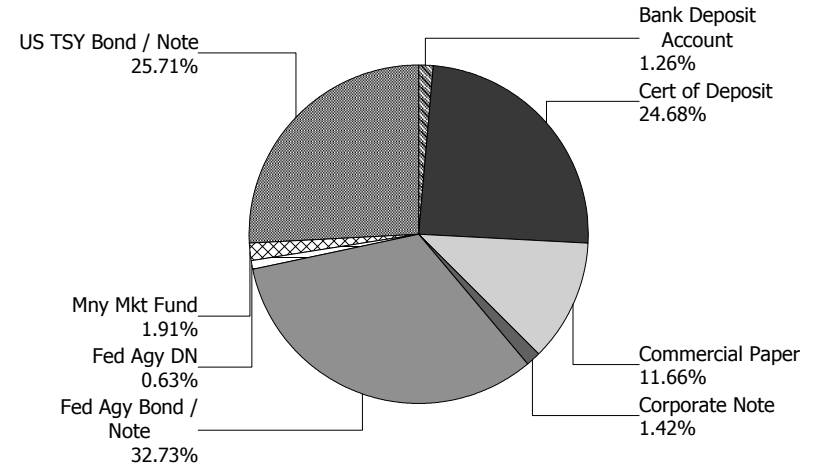
Description	Par Value	Market Value	Percent
U.S. Treasury Bond / Note	1,015,000,000.00	1,020,537,472.84	25.71
Money Market Fund	76,000,000.00	76,000,000.00	1.91
Federal Agency Discount Note	25,000,000.00	24,999,911.75	0.63
Federal Agency Bond / Note	1,292,570,000.00	1,298,617,193.58	32.73
Corporate Note	56,040,000.00	56,299,766.27	1.42
Commercial Paper	463,000,000.00	462,984,387.00	11.66
Certificate of Deposit	980,000,000.00	979,660,649.15	24.68
Bank Deposit Account	50,000,000.00	50,000,000.00	1.26
Managed Account Sub-Total	3,957,610,000.00	3,969,099,380.59	100.00%
Accrued Interest		6,137,697.96	
Total Portfolio	3,957,610,000.00	3,975,237,078.55	

Unsettled Trades **0.00** **0.00**

Maturity Distribution



Sector Allocation



Characteristics

Yield to Maturity at Cost	0.46%
Yield to Maturity at Market	0.39%
Duration to Worst	1.10
Weighted Average Days to Maturity	424



Managed Account Issuer Summary

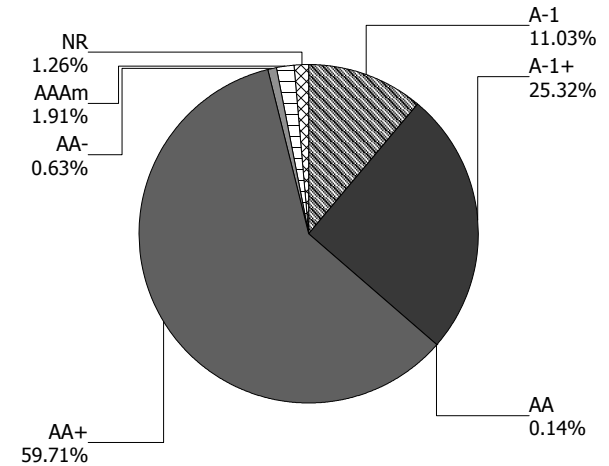
For the Month Ending **August 31, 2014**

SAN BERNARDINO COUNTY - 76990800

Issuer Summary

Issuer	Market Value of Holdings	Percent
BANK OF MONTREAL	179,991,777.15	4.53
BANK OF NOVA SCOTIA	124,842,465.00	3.15
CAMP	50,000,000.00	1.26
COMMONWEALTH BANK OF AUSTRALIA	25,000,245.00	0.63
CREDIT AGRICOLE SA	82,999,087.00	2.09
EXXON MOBIL CORP	49,999,600.00	1.26
FANNIE MAE	536,315,780.69	13.50
FEDERAL FARM CREDIT BANKS	149,978,367.63	3.78
FEDERAL HOME LOAN BANKS	130,948,715.26	3.30
FEDERATED INVESTORS INC	11,000,000.00	0.28
FIDELITY INSTITUTIONAL FUND	15,000,000.00	0.38
FREDDIE MAC	506,374,241.75	12.76
GENERAL ELECTRIC CO	100,690,420.44	2.54
JP MORGAN CHASE & CO	49,986,300.00	1.26
NORDEA BANK AB	49,995,693.75	1.26
ROYAL BANK OF CANADA	24,975,824.00	0.63
STONECASTLE FICA	50,000,000.00	1.26
SVENSKA HANDELSBANKEN	174,986,055.75	4.41
TORONTO-DOMINION BANK	124,946,377.50	3.15
TOYOTA MOTOR CORP	49,999,700.00	1.26
UNITED STATES TREASURY	1,020,537,472.84	25.70
US BANCORP	180,000,000.00	4.54
WAL-MART STORES INC	5,609,045.83	0.14
WELLS FARGO & COMPANY	74,950,806.00	1.89
WESTPAC BANKING CORP NY	199,971,405.00	5.04
Total	\$3,969,099,380.59	100.00%

Credit Quality (S&P Ratings)





Managed Account Detail of Securities Held

For the Month Ending **August 31, 2014**

SAN BERNARDINO COUNTY - 76990800

Security Type/Description Dated Date/Coupon/Maturity	CUSIP	Par	S&P Rating	Moody's Rating	Trade Date	Settle Date	Original Cost	YTM at Cost	Accrued Interest	Amortized Cost	Market Value
U.S. Treasury Bond / Note											
US TREASURY NOTES DTD 02/15/2012 0.250% 02/15/2015	912828SE1	25,000,000.00	AA+	Aaa	11/25/13	11/26/13	25,018,554.69	0.19	2,887.23	25,006,907.25	25,020,500.00
US TREASURY NOTES DTD 03/15/2012 0.375% 03/15/2015	912828SK7	25,000,000.00	AA+	Aaa	11/25/13	11/26/13	25,057,617.19	0.20	43,308.42	25,023,845.75	25,041,025.00
US TREASURY NOTES DTD 06/15/2012 0.375% 06/15/2015	912828SZ4	50,000,000.00	AA+	Aaa	12/02/13	12/03/13	50,115,234.38	0.22	39,959.02	50,059,203.50	50,113,300.00
US TREASURY NOTES DTD 08/15/2012 0.250% 08/15/2015	912828TK6	50,000,000.00	AA+	Aaa	08/17/12	08/20/12	49,759,765.63	0.41	5,774.46	49,922,956.50	50,066,400.00
US TREASURY NOTES DTD 10/15/2012 0.250% 10/15/2015	912828TT7	25,000,000.00	AA+	Aaa	10/18/12	10/19/12	24,884,765.63	0.41	23,736.34	24,956,653.00	25,023,450.00
US TREASURY NOTES DTD 12/31/2010 2.125% 12/31/2015	912828PM6	25,000,000.00	AA+	Aaa	08/28/13	08/29/13	25,943,359.38	0.50	90,947.69	25,537,730.00	25,622,075.00
US TREASURY NOTES DTD 01/31/2011 2.000% 01/31/2016	912828PS3	25,000,000.00	AA+	Aaa	10/23/12	10/24/12	26,249,023.44	0.46	43,478.26	25,542,187.75	25,608,398.45
US TREASURY NOTES DTD 02/15/2013 0.375% 02/15/2016	912828UM0	25,000,000.00	AA+	Aaa	12/18/13	12/19/13	24,997,070.31	0.38	4,330.84	24,998,030.00	25,029,296.88
US TREASURY NOTES DTD 02/15/2013 0.375% 02/15/2016	912828UM0	50,000,000.00	AA+	Aaa	01/03/14	01/06/14	49,951,171.88	0.42	8,661.68	49,966,302.50	50,058,593.75
US TREASURY NOTES DTD 03/31/2011 2.250% 03/31/2016	912828OA1	25,000,000.00	AA+	Aaa	03/07/14	03/10/14	25,942,382.81	0.41	236,680.33	25,723,955.50	25,750,000.00
US TREASURY NOTES DTD 05/15/2013 0.250% 05/15/2016	912828VC1	25,000,000.00	AA+	Aaa	03/19/14	03/20/14	24,867,187.50	0.50	18,512.23	24,894,878.00	24,940,425.00
US TREASURY NOTES DTD 05/31/2011 1.750% 05/31/2016	912828OP8	25,000,000.00	AA+	Aaa	05/01/14	05/02/14	25,677,734.38	0.44	111,168.03	25,569,362.50	25,576,171.88
US TREASURY NOTES DTD 06/17/2013 0.500% 06/15/2016	912828VG2	25,000,000.00	AA+	Aaa	03/26/14	03/27/14	24,973,632.81	0.55	26,639.34	24,978,768.75	25,033,200.00
US TREASURY NOTES DTD 08/01/2011 1.500% 07/31/2016	912828OX1	25,000,000.00	AA+	Aaa	10/17/12	10/18/12	25,887,695.31	0.55	32,608.70	25,450,946.00	25,480,475.00



Managed Account Detail of Securities Held

For the Month Ending **August 31, 2014**

SAN BERNARDINO COUNTY - 76990800

Security Type/Description Dated Date/Coupon/Maturity	CUSIP	Par	S&P Rating	Moody's Rating	Trade Date	Settle Date	Original Cost	YTM at Cost	Accrued Interest	Amortized Cost	Market Value
U.S. Treasury Bond / Note											
US TREASURY NOTES DTD 08/01/2011 1.500% 07/31/2016	912828QX1	25,000,000.00	AA+	Aaa	12/26/13	12/27/13	25,558,593.75	0.63	32,608.70	25,412,672.25	25,480,475.00
US TREASURY NOTES DTD 10/31/2011 1.000% 10/31/2016	912828RM4	25,000,000.00	AA+	Aaa	07/24/14	07/25/14	25,192,382.81	0.66	84,239.13	25,183,692.00	25,210,950.00
US TREASURY NOTES DTD 10/31/2011 1.000% 10/31/2016	912828RM4	25,000,000.00	AA+	Aaa	07/29/14	07/30/14	25,183,593.75	0.67	84,239.13	25,176,350.75	25,210,950.00
US TREASURY NOTES DTD 11/15/2006 4.625% 11/15/2016	912828FY1	25,000,000.00	AA+	Aaa	12/13/13	12/16/13	27,856,445.31	0.66	342,476.22	27,164,963.25	27,185,546.88
US TREASURY NOTES DTD 01/03/2012 0.875% 12/31/2016	912828RX0	50,000,000.00	AA+	Aaa	02/07/12	02/08/12	50,214,843.75	0.79	74,898.10	50,103,310.00	50,226,550.00
US TREASURY NOTES DTD 01/03/2012 0.875% 12/31/2016	912828RX0	50,000,000.00	AA+	Aaa	02/08/12	02/09/12	50,203,125.00	0.79	74,898.10	50,097,737.00	50,226,550.00
US TREASURY NOTES DTD 01/31/2012 0.875% 01/31/2017	912828SC5	50,000,000.00	AA+	Aaa	12/04/13	12/05/13	50,324,218.75	0.67	38,043.48	50,248,640.00	50,203,100.00
US TREASURY NOTES DTD 01/31/2012 0.875% 01/31/2017	912828SC5	50,000,000.00	AA+	Aaa	12/06/13	12/09/13	50,257,812.50	0.71	38,043.48	50,198,433.00	50,203,100.00
US TREASURY NOTES DTD 02/29/2012 0.875% 02/28/2017	912828SJ0	25,000,000.00	AA+	Aaa	01/08/14	01/09/14	24,947,265.63	0.94	604.28	24,957,950.25	25,080,075.00
US TREASURY NOTES DTD 02/29/2012 0.875% 02/28/2017	912828SJ0	25,000,000.00	AA+	Aaa	03/26/14	03/27/14	24,989,257.81	0.89	604.28	24,990,842.50	25,080,075.00
US TREASURY NOTES DTD 03/31/2012 1.000% 03/31/2017	912828SM3	25,000,000.00	AA+	Aaa	03/31/14	04/01/14	25,060,546.88	0.92	105,191.26	25,052,199.75	25,132,800.00
US TREASURY NOTES DTD 05/31/2012 0.625% 05/31/2017	912828SY7	15,000,000.00	AA+	Aaa	05/07/14	05/08/14	14,866,992.19	0.92	23,821.72	14,880,619.35	14,902,740.00
US TREASURY NOTES DTD 07/02/2012 0.750% 06/30/2017	912828TB6	25,000,000.00	AA+	Aaa	04/02/14	04/03/14	24,731,445.31	1.09	32,099.18	24,765,308.25	24,894,525.00
US TREASURY NOTES DTD 07/02/2012 0.750% 06/30/2017	912828TB6	25,000,000.00	AA+	Aaa	04/29/14	04/30/14	24,797,851.56	1.01	32,099.18	24,819,282.00	24,894,525.00



Managed Account Detail of Securities Held

For the Month Ending **August 31, 2014**

SAN BERNARDINO COUNTY - 76990800

Security Type/Description Dated Date/Coupon/Maturity	CUSIP	Par	S&P Rating	Moody's Rating	Trade Date	Settle Date	Original Cost	YTM at Cost	Accrued Interest	Amortized Cost	Market Value
U.S. Treasury Bond / Note											
US TREASURY NOTES DTD 07/31/2012 0.500% 07/31/2017	912828TG5	25,000,000.00	AA+	Aaa	04/04/14	04/07/14	24,524,414.06	1.09	10,869.57	24,581,570.00	24,683,600.00
US TREASURY NOTES DTD 07/31/2012 0.500% 07/31/2017	912828TG5	25,000,000.00	AA+	Aaa	05/02/14	05/05/14	24,557,617.19	1.06	10,869.57	24,601,679.50	24,683,600.00
US TREASURY NOTES DTD 08/31/2012 0.625% 08/31/2017	912828TM2	25,000,000.00	AA+	Aaa	06/10/14	06/11/14	24,675,781.25	1.04	431.63	24,697,922.75	24,740,225.00
US TREASURY NOTES DTD 10/31/2012 0.750% 10/31/2017	912828TW0	25,000,000.00	AA+	Aaa	07/30/14	07/31/14	24,644,531.25	1.20	63,179.35	24,653,895.25	24,759,775.00
US TREASURY NOTES DTD 12/31/2012 0.750% 12/31/2017	912828UE8	50,000,000.00	AA+	Aaa	05/29/14	05/30/14	49,513,671.88	1.03	64,198.37	49,548,017.50	49,375,000.00
Security Type Sub-Total		1,015,000,000.00					1,021,425,585.97	0.66	1,802,107.30	1,018,766,812.35	1,020,537,472.84
Money Market Fund											
FEDERATED GOVT OBLIGATIONS FUND	60934N104	11,000,000.00	AAAm	Aaa	06/30/14	06/30/14	11,000,000.00	0.01	0.00	11,000,000.00	11,000,000.00
FIDELITY GOV'T MM FUND 57	316175108	15,000,000.00	AAAm	Aaa	06/30/14	06/30/14	15,000,000.00	0.01	0.00	15,000,000.00	15,000,000.00
CALIFORNIA ASSET MANAGEMENT PROGRAM	CAMPMF025	50,000,000.00	AAAm	NR	08/21/14	08/21/14	50,000,000.00	0.05	0.00	50,000,000.00	50,000,000.00
Security Type Sub-Total		76,000,000.00					76,000,000.00	0.04	0.00	76,000,000.00	76,000,000.00
Federal Agency Discount Note											
FHLMC DISC NOTE -- 0.000% 09/03/2014	313397E49	25,000,000.00	A-1+	P-1	12/18/13	12/19/13	24,974,916.67	0.14	0.00	24,999,805.50	24,999,911.75
Security Type Sub-Total		25,000,000.00					24,974,916.67	0.14	0.00	24,999,805.50	24,999,911.75
Federal Agency Bond / Note											
FREDDIE MAC GLOBAL NOTES DTD 08/05/2011 0.750% 09/22/2014	3134G2WG3	55,000,000.00	AA+	Aaa	09/27/11	09/28/11	55,082,500.00	0.70	182,187.50	55,001,627.45	55,020,680.00



Managed Account Detail of Securities Held

For the Month Ending **August 31, 2014**

SAN BERNARDINO COUNTY - 76990800

Security Type/Description Dated Date/Coupon/Maturity	CUSIP	Par	S&P Rating	Moody's Rating	Trade Date	Settle Date	Original Cost	YTM at Cost	Accrued Interest	Amortized Cost	Market Value
Federal Agency Bond / Note											
FANNIE MAE GLOBAL NOTES DTD 09/27/2011 0.625% 10/30/2014	3135G0DW0	25,000,000.00	AA+	Aaa	12/27/11	12/28/11	24,967,500.00	0.67	52,517.36	24,998,110.75	25,022,475.00
FHLMC NOTES DTD 12/03/2012 0.320% 12/03/2014	3134G32E9	25,000,000.00	AA+	Aaa	11/30/12	12/03/12	25,000,000.00	0.32	19,555.56	25,000,000.00	25,012,925.00
FHLMC NOTES DTD 12/03/2012 0.320% 12/03/2014	3134G32E9	50,000,000.00	AA+	Aaa	11/29/12	12/03/12	50,000,000.00	0.32	39,111.11	50,000,000.00	50,025,850.00
FHLMC NOTES DTD 08/27/2012 0.350% 12/05/2014	3134G3H78	25,000,000.00	AA+	Aaa	09/25/12	09/26/12	24,991,250.00	0.37	20,902.78	24,998,953.75	25,011,900.00
FHLMC NOTES DTD 08/27/2012 0.350% 12/05/2014	3134G3H78	50,000,000.00	AA+	Aaa	09/25/12	09/26/12	49,980,500.00	0.37	41,805.56	49,997,668.50	50,023,800.00
FHLMC NOTES DTD 12/16/2011 0.625% 12/29/2014	3137EADA4	25,000,000.00	AA+	Aaa	02/03/12	02/06/12	25,130,000.00	0.44	26,909.72	25,014,787.50	25,042,600.00
FFCB NOTES DTD 05/01/2012 0.500% 05/01/2015	3133EANJ3	25,000,000.00	AA+	Aaa	05/01/12	05/02/12	24,964,275.00	0.55	41,666.67	24,992,005.00	25,060,275.00
FANNIE MAE GLOBAL NOTES DTD 05/21/2012 0.500% 07/02/2015	3135G0LN1	25,000,000.00	AA+	Aaa	06/10/13	06/11/13	25,048,000.00	0.41	20,486.11	25,019,546.50	25,067,325.00
FHLMC NOTES (EX-CALLABLE) DTD 03/18/2013 0.420% 09/18/2015	3134G36F2	25,000,000.00	AA+	Aaa	09/04/13	09/05/13	24,937,500.00	0.54	47,541.67	24,967,772.75	25,043,800.00
FHLMC NOTES (EX-CALLABLE) DTD 09/25/2012 0.500% 09/25/2015	3134G3L24	15,000,000.00	AA+	Aaa	09/12/12	09/25/12	15,000,000.00	0.50	32,500.00	15,000,000.00	15,044,055.00
FHLMC NOTES (EX-CALLABLE) DTD 09/25/2012 0.500% 09/25/2015	3134G3L24	15,000,000.00	AA+	Aaa	09/12/12	09/25/12	15,000,000.00	0.50	32,500.00	15,000,000.00	15,044,055.00
FHLMC NOTES (EX-CALLABLE) DTD 09/25/2012 0.500% 09/25/2015	3134G3L24	20,000,000.00	AA+	Aaa	09/12/12	09/25/12	20,000,000.00	0.50	43,333.33	20,000,000.00	20,058,740.00
FNMA NOTES (EX-CALLABLE) DTD 10/15/2010 1.875% 10/15/2015	31398A4K5	10,000,000.00	AA+	Aaa	06/26/13	06/27/13	10,287,300.00	0.61	70,833.33	10,140,686.30	10,172,120.00
FNMA NOTES DTD 09/27/2010 1.625% 10/26/2015	31398A4M1	25,000,000.00	AA+	Aaa	05/30/13	05/31/13	25,721,750.00	0.42	141,059.03	25,347,155.75	25,395,400.00



Managed Account Detail of Securities Held

For the Month Ending **August 31, 2014**

SAN BERNARDINO COUNTY - 76990800

Security Type/Description Dated Date/Coupon/Maturity	CUSIP	Par	S&P Rating	Moody's Rating	Trade Date	Settle Date	Original Cost	YTM at Cost	Accrued Interest	Amortized Cost	Market Value
Federal Agency Bond / Note											
FFCB NOTES AGENCY DTD 02/05/2014 0.310% 11/05/2015	3133EDET5	50,000,000.00	AA+	Aaa	01/29/14	02/05/14	49,990,000.00	0.32	49,944.44	49,993,253.50	50,080,850.00
FHLMC NOTES DTD 11/06/2012 0.450% 11/24/2015	3134G3W55	25,000,000.00	AA+	Aaa	06/26/13	06/27/13	24,922,500.00	0.58	30,312.50	24,960,277.75	25,062,650.00
FHLB NOTES DTD 11/05/2010 1.375% 12/11/2015	313371NW2	25,000,000.00	AA+	Aaa	03/08/13	03/11/13	25,625,000.00	0.46	76,388.89	25,291,375.25	25,348,000.00
FANNIE MAE GLOBAL NOTES DTD 01/18/2011 2.250% 03/15/2016	3135G0AL7	50,000,000.00	AA+	Aaa	02/10/12	02/13/12	52,881,500.00	0.81	518,750.00	51,095,737.50	51,396,250.00
FANNIE MAE GLOBAL NOTES DTD 01/18/2011 2.250% 03/15/2016	3135G0AL7	50,000,000.00	AA+	Aaa	02/10/12	02/13/12	52,881,500.00	0.81	518,750.00	51,095,737.50	51,396,250.00
FANNIE MAE GLOBAL NOTES DTD 02/15/2013 0.500% 03/30/2016	3135G0VA8	40,000,000.00	AA+	Aaa	02/14/13	02/15/13	39,954,400.00	0.54	83,888.89	39,976,829.60	40,055,400.00
FHLMC NOTES DTD 04/08/2011 2.500% 05/27/2016	3137EACT4	50,000,000.00	AA+	Aaa	01/04/13	01/07/13	53,272,500.00	0.55	326,388.89	51,686,659.50	51,726,300.00
FHLB NOTES DTD 07/22/2013 0.800% 07/22/2016	313383OU8	25,000,000.00	AA+	Aaa	07/10/13	07/22/13	24,997,500.00	0.80	21,666.67	24,998,416.75	25,094,300.00
FNMA NOTES DTD 07/19/2013 0.625% 08/26/2016	3135G0YE7	50,000,000.00	AA+	Aaa	07/17/13	07/19/13	49,839,500.00	0.73	4,340.28	49,896,816.50	50,032,350.00
FNMA NOTES AGENCY (EX-CALLABLE) DTD 03/26/2013 0.625% 09/26/2016	3135G0VX8	25,000,000.00	AA+	Aaa	09/05/13	09/06/13	24,570,000.00	1.20	67,274.31	24,707,099.25	24,981,900.00
FHLB NOTES DTD 08/07/2014 0.500% 09/28/2016	3130A2T97	15,000,000.00	AA+	Aaa	08/06/14	08/07/14	14,966,250.00	0.61	5,000.00	14,967,289.20	14,964,810.00
FHLMC NOTES DTD 08/16/2013 0.875% 10/14/2016	3137EADS5	25,000,000.00	AA+	Aaa	08/14/13	08/16/13	24,996,250.00	0.88	83,246.53	24,997,439.25	25,130,450.00
FNMA NOTES (CALLABLE) DTD 11/14/2013 0.750% 11/14/2016	3136G1WX3	50,000,000.00	AA+	Aaa	10/30/13	11/14/13	49,980,000.00	0.76	111,458.33	49,985,272.00	50,036,650.00
FANNIE MAE NOTES DTD 10/20/2011 1.375% 11/15/2016	3135G0ES8	25,000,000.00	AA+	Aaa	05/10/13	05/13/13	25,707,250.00	0.56	101,215.28	25,446,554.25	25,368,925.00



Managed Account Detail of Securities Held

For the Month Ending **August 31, 2014**

SAN BERNARDINO COUNTY - 76990800

Security Type/Description Dated Date/Coupon/Maturity	CUSIP	Par	S&P Rating	Moody's Rating	Trade Date	Settle Date	Original Cost	YTM at Cost	Accrued Interest	Amortized Cost	Market Value
Federal Agency Bond / Note											
FANNIE MAE NOTES DTD 10/20/2011 1.375% 11/15/2016	3135G0ES8	25,000,000.00	AA+	Aaa	05/31/13	06/03/13	25,563,500.00	0.71	101,215.28	25,361,815.50	25,368,925.00
FANNIE MAE NOTES DTD 10/20/2011 1.375% 11/15/2016	3135G0ES8	25,000,000.00	AA+	Aaa	11/12/13	11/13/13	25,493,750.00	0.71	101,215.28	25,363,319.25	25,368,925.00
FHLB NOTES (CALLABLE) DTD 06/19/2013 0.750% 12/19/2016	313383G62	20,690,000.00	AA+	Aaa	06/20/13	06/21/13	20,512,686.70	1.00	31,035.00	20,572,616.94	20,664,220.26
FHLB NOTES DTD 11/15/2013 0.625% 12/28/2016	3130A0C65	20,000,000.00	AA+	Aaa	11/14/13	11/15/13	19,942,800.00	0.72	21,875.00	19,957,234.80	19,964,860.00
FHLMC NOTES DTD 01/21/2014 0.875% 02/22/2017	3137EADT3	25,000,000.00	AA+	Aaa	01/17/14	01/21/14	24,959,750.00	0.93	5,468.75	24,967,601.00	25,021,675.00
FFCB (FLOATING) NOTES DTD 02/27/2014 0.210% 02/27/2017	3133EDFW7	30,000,000.00	AA+	Aaa	02/21/14	02/27/14	30,000,000.00	0.21	875.00	30,000,000.00	30,029,760.00
FFCB (FLOATING) NOTES DTD 04/17/2014 0.205% 04/17/2017	3133EDJX1	25,000,000.00	AA+	Aaa	04/11/14	04/17/14	25,000,000.00	0.21	2,135.42	25,000,000.00	25,018,475.00
FANNIE MAE GLOBAL NOTES DTD 07/20/2012 0.875% 08/28/2017	3135G0MZ3	50,000,000.00	AA+	Aaa	09/18/12	09/19/12	50,046,000.00	0.86	3,645.83	50,028,109.00	49,753,000.00
FNMA NOTES DTD 08/25/2014 1.000% 09/27/2017	3135G0ZL0	10,000,000.00	AA+	Aaa	08/21/14	08/25/14	9,964,300.00	1.12	1,666.67	9,964,485.70	9,970,330.00
FHLB NOTES (CALLABLE) DTD 11/09/2012 1.000% 11/09/2017	3133813R4	25,000,000.00	AA+	Aaa	12/18/12	12/19/12	24,985,000.00	1.01	77,777.78	24,990,169.00	24,912,525.00
FNMA NOTES (CALLABLE) DTD 11/15/2012 1.000% 11/15/2017	3135G0RO8	25,000,000.00	AA+	Aaa	12/12/12	12/13/12	25,032,500.00	0.97	73,611.11	25,000,000.00	24,996,150.00
FNMA NOTES (CALLABLE) DTD 12/26/2012 1.000% 12/26/2017	3135G0SJ3	22,155,000.00	AA+	Aaa	01/03/13	01/04/13	22,159,431.00	1.00	40,002.08	22,155,000.00	21,933,405.69
FHLMC NOTES DTD 11/21/2012 0.750% 01/12/2018	3137EADN6	25,000,000.00	AA+	Aaa	01/28/13	01/29/13	24,656,750.00	1.04	25,520.83	24,764,992.75	24,552,425.00
FHLMC NOTES DTD 11/21/2012 0.750% 01/12/2018	3137EADN6	25,000,000.00	AA+	Aaa	01/30/13	01/31/13	24,670,250.00	1.02	25,520.83	24,774,009.50	24,552,425.00



Managed Account Detail of Securities Held

For the Month Ending **August 31, 2014**

SAN BERNARDINO COUNTY - 76990800

Security Type/Description	Dated Date/Coupon/Maturity	CUSIP	Par	S&P Rating	Moody's Rating	Trade Date	Settle Date	Original Cost	YTM at Cost	Accrued Interest	Amortized Cost	Market Value
Federal Agency Bond / Note												
FFCB NOTES (CALLABLE)		3133EDA51	19,725,000.00	AA+	Aaa	12/02/13	12/03/13	19,724,013.75	1.81	101,156.38	19,724,205.67	19,789,007.63
DTD 11/19/2013 1.810% 11/19/2018												
Security Type Sub-Total			1,292,570,000.00					1,303,405,456.45	0.66	3,424,255.98	1,297,200,631.16	1,298,617,193.58

Corporate Note												
WAL MART STORES INC. CORP NOTES		931142CX9	4,055,000.00	AA	Aa2	03/12/14	03/17/14	4,126,854.60	0.39	21,288.75	4,106,511.60	4,108,955.83
DTD 10/25/2010 1.500% 10/25/2015												
GENERAL ELEC CAP CORP (FLOATING)		36962G6Q2	25,000,000.00	AA+	A1	01/31/14	02/05/14	25,200,250.00	0.43	31,819.79	25,141,283.25	25,159,700.00
DTD 01/08/2013 0.833% 01/08/2016												
GENERAL ELEC CAP CORP (FLOAT)		36962G7E8	20,450,000.00	AA+	A1	03/07/14	03/11/14	20,474,335.50	0.41	12,904.18	20,468,326.88	20,469,632.00
DTD 01/14/2014 0.464% 01/14/2016												
GENERAL ELEC CAP CORP (FLOAT)		36962G5T7	5,035,000.00	AA+	A1	03/07/14	03/12/14	5,093,607.40	0.42	3,326.82	5,079,286.05	5,061,388.44
DTD 02/08/2012 1.034% 02/08/2016												
WAL-MART STORES INC CORP NOTES		931142DN0	1,500,000.00	AA	Aa2	04/15/14	04/22/14	1,499,775.00	1.01	5,375.00	1,499,801.51	1,500,090.00
DTD 04/22/2014 1.000% 04/21/2017												
Security Type Sub-Total			56,040,000.00					56,394,822.50	0.44	74,714.54	56,295,209.29	56,299,766.27

Commercial Paper												
CREDIT AGRICOLE NORTH AMERICA COMM PAPER		22532CJ21	33,000,000.00	A-1	P-1	08/29/14	08/29/14	32,999,706.67	0.08	0.00	32,999,926.74	32,999,637.00
-- 0.000% 09/02/2014												
TOYOTA MOTOR CREDIT CORP COMM PAPER		89233HJ21	50,000,000.00	A-1+	P-1	06/30/14	06/30/14	49,992,000.00	0.09	0.00	49,999,875.00	49,999,700.00
-- 0.000% 09/02/2014												
GENERAL ELEC CAP CORP COMM PAPER		36959JJ20	50,000,000.00	A-1+	P-1	07/14/14	07/15/14	49,995,916.67	0.06	0.00	49,999,916.50	49,999,700.00
-- 0.000% 09/02/2014												
EXXON MOBIL CORP COMM PAPER		30229BJ24	50,000,000.00	A-1+	P-1	07/15/14	07/16/14	49,995,333.33	0.07	0.00	49,999,903.00	49,999,600.00
-- 0.000% 09/02/2014												



Managed Account Detail of Securities Held

For the Month Ending **August 31, 2014**

SAN BERNARDINO COUNTY - 76990800

Security Type/Description Dated Date/Coupon/Maturity	CUSIP	Par	S&P Rating	Moody's Rating	Trade Date	Settle Date	Original Cost	YTM at Cost	Accrued Interest	Amortized Cost	Market Value
Commercial Paper											
CREDIT AGRICOLE NORTH AMERICA COMM PAPER -- 0.000% 09/02/2014	22532CJ21	50,000,000.00	A-1	P-1	08/29/14	08/29/14	49,999,555.56	0.08	0.00	49,999,889.00	49,999,450.00
US BANK NA COMM PAPER DTD 08/29/2014 0.100% 09/02/2014	90349OGZ0	50,000,000.00	A-1+	P-1	08/29/14	08/29/14	50,000,000.00	0.10	416.67	50,000,000.00	50,000,000.00
US BANK NA COMM PAPER DTD 08/29/2014 0.100% 09/02/2014	90349OGZ0	50,000,000.00	A-1+	P-1	08/29/14	08/29/14	50,000,000.00	0.10	416.67	50,000,000.00	50,000,000.00
US BANK NA COMM PAPER DTD 08/29/2014 0.100% 09/02/2014	90349OGZ0	50,000,000.00	A-1+	P-1	08/29/14	08/29/14	50,000,000.00	0.10	416.67	50,000,000.00	50,000,000.00
US BANK NA COMM PAPER DTD 08/28/2014 0.100% 09/08/2014	90349OGX5	30,000,000.00	A-1+	P-1	08/28/14	08/28/14	30,000,000.00	0.10	333.33	30,000,000.00	30,000,000.00
JP MORGAN SECURITIES LLC COMM PAPER -- 0.000% 12/23/2014	46640OMP3	50,000,000.00	A-1	P-1	06/24/14	06/25/14	49,942,180.56	0.23	0.00	49,963,903.00	49,986,300.00
Security Type Sub-Total		463,000,000.00					462,924,692.79	0.10	1,583.34	462,963,413.24	462,984,387.00
Certificate of Deposit											
TORONTO DOMINION BANK NY CERT DEPOS DTD 08/28/2013 0.330% 09/02/2014	89112TGZ1	25,000,000.00	AA-	Aa1	08/28/13	08/28/13	25,000,000.00	0.33	84,562.50	25,000,000.00	25,000,575.00
CBA AUSTRALIA CERT DEPOS DTD 03/06/2014 0.180% 09/05/2014	20271EKK4	25,000,000.00	A-1+	P-1	03/04/14	03/06/14	25,000,000.00	0.18	22,375.00	25,000,000.00	25,000,245.00
SVENSKA HANDELSBANKEN NY CERT DEPOS DTD 07/15/2014 0.120% 09/12/2014	86958DDL3	25,000,000.00	A-1+	P-1	07/14/14	07/15/14	25,000,000.00	0.12	4,000.00	25,000,000.00	24,999,473.00
WESTPAC BANKING CORP NY CERT DEPOS DTD 09/26/2013 0.300% 09/22/2014	96121TTX6	25,000,000.00	A-1+	P-1	09/26/13	09/26/13	25,000,000.00	0.30	70,833.33	25,000,000.00	25,004,192.50
BANK OF MONTREAL CHICAGO CERT DEPOS DTD 06/16/2014 0.170% 10/01/2014	06366BYZ7	25,000,000.00	A-1	P-1	06/13/14	06/16/14	25,000,000.00	0.17	9,090.28	25,000,000.00	24,999,948.50
SVENSKA HANDELSBANKEN NY CERT DEPOS DTD 07/02/2014 0.150% 10/01/2014	86958DDE9	25,000,000.00	A-1+	P-1	07/01/14	07/02/14	25,000,000.00	0.15	6,354.17	25,000,000.00	24,999,089.25



Managed Account Detail of Securities Held

For the Month Ending **August 31, 2014**

SAN BERNARDINO COUNTY - 76990800

Security Type/Description Dated Date/Coupon/Maturity	CUSIP	Par	S&P Rating	Moody's Rating	Trade Date	Settle Date	Original Cost	YTM at Cost	Accrued Interest	Amortized Cost	Market Value
Certificate of Deposit											
BANK OF MONTREAL CHICAGO CERT DEPOS DTD 07/31/2014 0.120% 10/01/2014	06366BR85	25,000,000.00	A-1	P-1	07/30/14	07/31/14	25,000,000.00	0.12	2,666.67	25,000,000.00	24,997,800.25
BANK OF MONTREAL CHICAGO CERT DEPOS DTD 07/01/2014 0.170% 10/01/2014	06366BC65	50,000,000.00	A-1	P-1	06/30/14	07/01/14	50,000,000.00	0.17	14,638.89	50,000,000.00	49,999,899.00
SVENSKA HANDELSBANKEN NY CERT DEPOS DTD 07/08/2014 0.150% 10/01/2014	86958DDG4	50,000,000.00	A-1+	P-1	07/07/14	07/08/14	50,000,000.00	0.15	11,458.33	50,000,000.00	49,998,179.50
TORONTO DOMINION BANK NY CERT DEPOS DTD 08/27/2014 0.140% 10/01/2014	89112UUD1	50,000,000.00	A-1+	P-1	08/27/14	08/27/14	50,000,000.00	0.14	972.22	50,000,000.00	49,997,324.50
WESTPAC BANKING CORP NY CERT DEPOS DTD 10/09/2013 0.320% 10/09/2014	96121TTZ1	25,000,000.00	A-1+	P-1	10/08/13	10/09/13	25,000,000.00	0.32	72,666.67	25,000,000.00	25,007,572.50
WESTPAC BANKING CORP NY CERT DEPOS DTD 10/10/2013 0.330% 10/10/2014	96121TUB2	25,000,000.00	A-1+	P-1	10/09/13	10/10/13	25,000,000.00	0.33	74,708.33	25,000,000.00	25,008,265.00
NORDEA BANK FINLAND NY CERT DEPOS DTD 04/10/2014 0.205% 10/10/2014	65558EG93	25,000,000.00	A-1+	P-1	08/13/14	08/14/14	25,002,370.34	0.15	20,500.00	25,001,621.75	25,000,687.50
BANK OF MONTREAL CHICAGO CERT DEPOS DTD 07/08/2014 0.170% 10/15/2014	06366BF70	50,000,000.00	A-1	P-1	07/07/14	07/08/14	50,000,000.00	0.16	12,986.11	50,000,000.00	49,997,754.00
SVENSKA HANDELSBANKEN NY CERT DEPOS DTD 07/23/2014 0.160% 10/20/2014	86958DDY5	25,000,000.00	A-1+	P-1	07/22/14	07/23/14	25,000,000.00	0.16	4,444.44	25,000,000.00	24,997,905.25
WESTPAC BANKING CORP NY CERT DEPOS DTD 10/29/2013 0.290% 10/28/2014	96121TUE6	25,000,000.00	A-1+	P-1	10/29/13	10/29/13	25,000,000.00	0.29	61,826.39	25,000,000.00	25,007,317.50
SVENSKA HANDELSBANKEN NY CERT DEPOS DTD 07/31/2014 0.165% 11/03/2014	86958DEM0	25,000,000.00	A-1+	P-1	07/31/14	07/31/14	25,000,329.72	0.16	3,666.67	25,000,218.75	24,996,534.50
BANK OF MONTREAL CHICAGO CERT DEPOS DTD 08/05/2014 0.170% 11/03/2014	06366BT83	30,000,000.00	A-1	P-1	08/04/14	08/05/14	30,000,000.00	0.17	3,825.00	30,000,000.00	29,996,375.40
NORDEA BANK FINLAND NY CERT DEPOS DTD 08/11/2014 0.160% 11/10/2014	65558E2F4	25,000,000.00	A-1+	P-1	08/11/14	08/12/14	25,000,000.00	0.16	2,333.33	25,000,000.00	24,995,006.25
SVENSKA HANDELSBANKEN NY CERT DEPOS DTD 08/19/2014 0.170% 11/17/2014	86958DFB3	25,000,000.00	A-1+	P-1	08/18/14	08/19/14	25,000,000.00	0.17	1,534.72	25,000,000.00	24,994,874.25



Managed Account Detail of Securities Held

For the Month Ending **August 31, 2014**

SAN BERNARDINO COUNTY - 76990800

Security Type/Description Dated Date/Coupon/Maturity	CUSIP	Par	S&P Rating	Moody's Rating	Trade Date	Settle Date	Original Cost	YTM at Cost	Accrued Interest	Amortized Cost	Market Value
Certificate of Deposit											
WELLS FARGO BANK NA CERT DEPOS DTD 06/03/2014 0.210% 12/01/2014	94988E3V8	25,000,000.00	A-1+	P-1	06/02/14	06/03/14	25,000,000.00	0.21	13,125.00	25,000,000.00	24,997,364.50
WESTPAC BANKING CORP NY CERT DEPOS DTD 12/13/2013 0.270% 12/12/2014	96121TUR7	25,000,000.00	A-1+	P-1	12/13/13	12/16/13	25,000,000.00	0.27	49,125.00	25,000,000.00	25,004,662.50
WESTPAC BANKING CORP NY CERT DEPOS DTD 12/13/2013 0.270% 12/12/2014	96121TUR7	25,000,000.00	A-1+	P-1	12/19/13	12/20/13	25,000,000.00	0.27	49,125.00	25,000,000.00	25,004,662.50
BANK OF NOVA SCOTIA HOUSTON LT CD DTD 12/27/2013 0.290% 01/02/2015	06417HCQ7	25,000,000.00	A-1	P-1	12/27/13	12/27/13	25,000,000.00	0.29	49,138.89	25,000,000.00	25,006,075.00
TORONTO DOMINION BANK NY CERT DEPOS DTD 01/29/2014 0.300% 02/02/2015	89112TK60	25,000,000.00	A-1+	P-1	01/28/14	01/29/14	25,000,000.00	0.29	44,791.67	25,000,000.00	25,002,702.50
WELLS FARGO BANK NA CERT DEPOS DTD 08/06/2014 0.210% 02/02/2015	94988E6B9	25,000,000.00	A-1+	P-1	08/06/14	08/06/14	25,000,000.00	0.21	3,791.67	25,000,000.00	24,988,185.00
WELLS FARGO BANK NA CERT DEPOS DTD 08/27/2014 0.220% 03/03/2015	94988E6Z6	25,000,000.00	A-1+	P-1	08/27/14	08/27/14	25,000,000.00	0.02	763.89	25,000,000.00	24,965,256.50
WESTPAC BANKING CORP NY CERT DEPOS DTD 03/25/2014 0.290% 03/19/2015	96121TV08	50,000,000.00	A-1+	P-1	03/24/14	03/25/14	50,000,000.00	0.29	64,444.44	50,000,000.00	49,934,732.50
BANK OF NOVA SCOTIA HOUSTON CERT DEPOS DTD 03/31/2014 0.280% 04/01/2015	06417HHV1	25,000,000.00	A-1	P-1	03/31/14	03/31/14	25,000,000.00	0.14	29,944.44	25,000,000.00	24,962,018.25
BANK OF NOVA SCOTIA HOUSTON CERT DEPOS DTD 06/30/2014 0.280% 07/01/2015	06417HPC4	25,000,000.00	A-1	P-1	06/26/14	06/30/14	25,000,000.00	0.28	12,250.00	25,000,000.00	24,948,069.25
BANK OF NOVA SCOTIA HOUSTON CERT DEPOS DTD 07/15/2014 0.290% 07/15/2015	06417HOJ8	25,000,000.00	A-1	P-1	07/14/14	07/15/14	25,000,000.00	0.30	9,666.67	25,000,000.00	24,983,360.00
TORONTO DOMINION BANK NY CERT DEPOS DTD 07/17/2014 0.300% 07/20/2015	89112UPE5	25,000,000.00	A-1+	P-1	07/16/14	07/17/14	25,000,000.00	0.16	9,583.33	25,000,000.00	24,945,775.50



Managed Account Detail of Securities Held

For the Month Ending **August 31, 2014**

SAN BERNARDINO COUNTY - 76990800

Security Type/Description Dated Date/Coupon/Maturity	CUSIP	Par	S&P Rating	Moody's Rating	Trade Date	Settle Date	Original Cost	YTM at Cost	Accrued Interest	Amortized Cost	Market Value
Certificate of Deposit											
ROYAL BANK OF CANADA NY CERT DEPOS DTD 07/24/2014 0.265% 07/24/2015	78009NRR9	25,000,000.00	A-1+	P-1	07/22/14	07/24/14	25,000,000.00	0.27	7,177.08	25,000,000.00	24,975,824.00
BANK OF NOVA SCOTIA HOUSTON CERT DEPOS DTD 07/31/2014 0.300% 08/03/2015	06417HQY5	25,000,000.00	A-1	P-1	07/30/14	07/31/14	25,000,000.00	0.16	6,666.67	25,000,000.00	24,942,942.50
Security Type Sub-Total		980,000,000.00					980,002,700.06	0.20	835,036.80	980,001,840.50	979,660,649.15
Bank Deposit Account											
STONECASTLE FICA	FICAMF003	50,000,000.00	NR	NR	08/20/14	08/20/14	50,000,000.00	0.15	0.00	50,000,000.00	50,000,000.00
Security Type Sub-Total		50,000,000.00					50,000,000.00	0.15	0.00	50,000,000.00	50,000,000.00
Managed Account Sub-Total		3,957,610,000.00					3,975,128,174.44	0.46	6,137,697.96	3,966,227,712.04	3,969,099,380.59
Securities Sub-Total		\$3,957,610,000.00					\$3,975,128,174.44	0.46%	\$6,137,697.96	\$3,966,227,712.04	\$3,969,099,380.59
Accrued Interest											\$6,137,697.96
Total Investments											\$3,975,237,078.55



Managed Account Fair Market Value & Analytics

For the Month Ending **August 31, 2014**

SAN BERNARDINO COUNTY - 76990800

Security Type/Description	Dated Date/Coupon/Maturity	CUSIP	Par	Broker	Next Call Date	Market Price	Market Value	Unreal G/L On Cost	Unreal G/L Amort Cost	Effective Duration	Duration to Worst at Mkt	YTM
U.S. Treasury Bond / Note												
US TREASURY NOTES	DTD 02/15/2012 0.250% 02/15/2015	912828SE1	25,000,000.00	TOR DOM		100.08	25,020,500.00	1,945.31	13,592.75	0.46	0.46	0.07
US TREASURY NOTES	DTD 03/15/2012 0.375% 03/15/2015	912828SK7	25,000,000.00	DEUTSCHE		100.16	25,041,025.00	(16,592.19)	17,179.25	0.54	0.54	0.07
US TREASURY NOTES	DTD 06/15/2012 0.375% 06/15/2015	912828SZ4	50,000,000.00	BARCLAYS		100.23	50,113,300.00	(1,934.38)	54,096.50	0.79	0.79	0.09
US TREASURY NOTES	DTD 08/15/2012 0.250% 08/15/2015	912828TK6	50,000,000.00	GOLDMAN		100.13	50,066,400.00	306,634.37	143,443.50	0.96	0.96	0.11
US TREASURY NOTES	DTD 10/15/2012 0.250% 10/15/2015	912828TT7	25,000,000.00	MORGANST		100.09	25,023,450.00	138,684.37	66,797.00	1.12	1.12	0.17
US TREASURY NOTES	DTD 12/31/2010 2.125% 12/31/2015	912828PM6	25,000,000.00	TD SEC U		102.49	25,622,075.00	(321,284.38)	84,345.00	1.31	1.31	0.25
US TREASURY NOTES	DTD 01/31/2011 2.000% 01/31/2016	912828PS3	25,000,000.00	CITIGRP		102.43	25,608,398.45	(640,624.99)	66,210.70	1.40	1.40	0.28
US TREASURY NOTES	DTD 02/15/2013 0.375% 02/15/2016	912828UM0	25,000,000.00	DEUTSCHE		100.12	25,029,296.88	32,226.57	31,266.88	1.45	1.45	0.29
US TREASURY NOTES	DTD 02/15/2013 0.375% 02/15/2016	912828UM0	50,000,000.00	BK AMER		100.12	50,058,593.75	107,421.87	92,291.25	1.45	1.45	0.29
US TREASURY NOTES	DTD 03/31/2011 2.250% 03/31/2016	912828QA1	25,000,000.00	BMO_DIR		103.00	25,750,000.00	(192,382.81)	26,044.50	1.55	1.55	0.35
US TREASURY NOTES	DTD 05/15/2013 0.250% 05/15/2016	912828VC1	25,000,000.00	MIZUHO		99.76	24,940,425.00	73,237.50	45,547.00	1.70	1.70	0.39
US TREASURY NOTES	DTD 05/31/2011 1.750% 05/31/2016	912828QP8	25,000,000.00	DEUTSCHE		102.30	25,576,171.88	(101,562.50)	6,809.38	1.72	1.72	0.43
US TREASURY NOTES	DTD 06/17/2013 0.500% 06/15/2016	912828VG2	25,000,000.00	BARCLAYS		100.13	25,033,200.00	59,567.19	54,431.25	1.78	1.78	0.43
US TREASURY NOTES	DTD 08/01/2011 1.500% 07/31/2016	912828QX1	25,000,000.00	BARCLAYS		101.92	25,480,475.00	(407,220.31)	29,529.00	1.89	1.89	0.49
US TREASURY NOTES	DTD 08/01/2011 1.500% 07/31/2016	912828OX1	25,000,000.00	DAIWA		101.92	25,480,475.00	(78,118.75)	67,802.75	1.89	1.89	0.49
US TREASURY NOTES	DTD 10/31/2011 1.000% 10/31/2016	912828RM4	25,000,000.00	OTHER		100.84	25,210,950.00	18,567.19	27,258.00	2.13	2.13	0.61
US TREASURY NOTES	DTD 10/31/2011 1.000% 10/31/2016	912828RM4	25,000,000.00	DEUTSCHE		100.84	25,210,950.00	27,356.25	34,599.25	2.13	2.13	0.61



Managed Account Fair Market Value & Analytics

For the Month Ending **August 31, 2014**

SAN BERNARDINO COUNTY - 76990800

Security Type/Description	Dated Date/Coupon/Maturity	CUSIP	Par	Broker	Next Call Date	Market Price	Market Value	Unreal G/L On Cost	Unreal G/L Amort Cost	Effective Duration	Duration to Worst at Mkt	YTM
U.S. Treasury Bond / Note												
US TREASURY NOTES	DTD 11/15/2006 4.625% 11/15/2016	912828FY1	25,000,000.00	CITIGRP		108.74	27,185,546.88	(670,898.43)	20,583.63	2.10	2.10	0.63
US TREASURY NOTES	DTD 01/03/2012 0.875% 12/31/2016	912828RX0	50,000,000.00	BARCLAYS		100.45	50,226,550.00	11,706.25	123,240.00	2.30	2.30	0.68
US TREASURY NOTES	DTD 01/03/2012 0.875% 12/31/2016	912828RX0	50,000,000.00	JPMCHASE		100.45	50,226,550.00	23,425.00	128,813.00	2.30	2.30	0.68
US TREASURY NOTES	DTD 01/31/2012 0.875% 01/31/2017	912828SC5	50,000,000.00	MORGANST		100.41	50,203,100.00	(121,118.75)	(45,540.00)	2.39	2.39	0.71
US TREASURY NOTES	DTD 01/31/2012 0.875% 01/31/2017	912828SC5	50,000,000.00	OPPENHIE		100.41	50,203,100.00	(54,712.50)	4,667.00	2.39	2.39	0.71
US TREASURY NOTES	DTD 02/29/2012 0.875% 02/28/2017	912828SJ0	25,000,000.00	BK AMER		100.32	25,080,075.00	132,809.37	122,124.75	2.47	2.47	0.75
US TREASURY NOTES	DTD 02/29/2012 0.875% 02/28/2017	912828SJ0	25,000,000.00	DEUTSCHE		100.32	25,080,075.00	90,817.19	89,232.50	2.47	2.47	0.75
US TREASURY NOTES	DTD 03/31/2012 1.000% 03/31/2017	912828SM3	25,000,000.00	DAIWA		100.53	25,132,800.00	72,253.12	80,600.25	2.54	2.54	0.79
US TREASURY NOTES	DTD 05/31/2012 0.625% 05/31/2017	912828SY7	15,000,000.00	BMO_DIR		99.35	14,902,740.00	35,747.81	22,120.65	2.71	2.71	0.86
US TREASURY NOTES	DTD 07/02/2012 0.750% 06/30/2017	912828TB6	25,000,000.00	GOLDMAN		99.58	24,894,525.00	163,079.69	129,216.75	2.79	2.79	0.90
US TREASURY NOTES	DTD 07/02/2012 0.750% 06/30/2017	912828TB6	25,000,000.00	JPMCHASE		99.58	24,894,525.00	96,673.44	75,243.00	2.79	2.79	0.90
US TREASURY NOTES	DTD 07/31/2012 0.500% 07/31/2017	912828TG5	25,000,000.00	MORGANST		98.73	24,683,600.00	159,185.94	102,030.00	2.88	2.88	0.94
US TREASURY NOTES	DTD 07/31/2012 0.500% 07/31/2017	912828TG5	25,000,000.00	MORGANST		98.73	24,683,600.00	125,982.81	81,920.50	2.88	2.88	0.94
US TREASURY NOTES	DTD 08/31/2012 0.625% 08/31/2017	912828TM2	25,000,000.00	JPMCHASE		98.96	24,740,225.00	64,443.75	42,302.25	2.96	2.96	0.98
US TREASURY NOTES	DTD 10/31/2012 0.750% 10/31/2017	912828TW0	25,000,000.00	OTHER		99.04	24,759,775.00	115,243.75	105,879.75	3.11	3.11	1.06
US TREASURY NOTES	DTD 12/31/2012 0.750% 12/31/2017	912828UE8	50,000,000.00	BARCLAYS		98.75	49,375,000.00	(138,671.88)	(173,017.50)	3.27	3.27	1.13
Security Type Sub-Total			1,015,000,000.00				1,020,537,472.84	(888,113.13)	1,770,660.49	2.00	2.00	0.56



Managed Account Fair Market Value & Analytics

For the Month Ending **August 31, 2014**

SAN BERNARDINO COUNTY - 76990800

Security Type/Description Dated Date/Coupon/Maturity	CUSIP	Par	Broker	Next Call Date	Market Price	Market Value	Unreal G/L On Cost	Unreal G/L Amort Cost	Effective Duration	Duration to Worst at Mkt	YTM
Money Market Fund											
FEDERATED GOVT OBLIGATIONS FUND	60934N104	11,000,000.00			1.00	11,000,000.00	0.00	0.00	0.00	0.00	0.01
FIDELITY GOV'T MM FUND 57	316175108	15,000,000.00			1.00	15,000,000.00	0.00	0.00	0.00	0.00	0.01
CALIFORNIA ASSET MANAGEMENT PROGRAM	CAMPMF025	50,000,000.00			1.00	50,000,000.00	0.00	0.00	0.00	0.00	0.05
Security Type Sub-Total		76,000,000.00				76,000,000.00	0.00	0.00	0.00	0.00	0.04
Federal Agency Discount Note											
FHLMC DISC NOTE -- 0.000% 09/03/2014	313397E49	25,000,000.00	MIZUHO		100.00	24,999,911.75	24,995.08	106.25	0.01	0.01	0.04
Security Type Sub-Total		25,000,000.00				24,999,911.75	24,995.08	106.25	0.01	0.01	0.04
Federal Agency Bond / Note											
FREDDIE MAC GLOBAL NOTES DTD 08/05/2011 0.750% 09/22/2014	3134G2WG3	55,000,000.00	BARCLAYS		100.04	55,020,680.00	(61,820.00)	19,052.55	0.06	0.06	0.10
FANNIE MAE GLOBAL NOTES DTD 09/27/2011 0.625% 10/30/2014	3135G0DW0	25,000,000.00	CSFB		100.09	25,022,475.00	54,975.00	24,364.25	0.17	0.17	0.09
FHLMC NOTES DTD 12/03/2012 0.320% 12/03/2014	3134G32E9	25,000,000.00	JPMCHASE		100.05	25,012,925.00	12,925.00	12,925.00	0.26	0.26	0.12
FHLMC NOTES DTD 12/03/2012 0.320% 12/03/2014	3134G32E9	50,000,000.00	JPMCHASE		100.05	50,025,850.00	25,850.00	25,850.00	0.26	0.26	0.12
FHLMC NOTES DTD 08/27/2012 0.350% 12/05/2014	3134G3H78	25,000,000.00	MIZUHO		100.05	25,011,900.00	20,650.00	12,946.25	0.26	0.26	0.17
FHLMC NOTES DTD 08/27/2012 0.350% 12/05/2014	3134G3H78	50,000,000.00	BARCLAYS		100.05	50,023,800.00	43,300.00	26,131.50	0.26	0.26	0.17
FHLMC NOTES DTD 12/16/2011 0.625% 12/29/2014	3137EADA4	25,000,000.00	BARCLAYS		100.17	25,042,600.00	(87,400.00)	27,812.50	0.33	0.33	0.10
FFCB NOTES DTD 05/01/2012 0.500% 05/01/2015	3133EANJ3	25,000,000.00	MORGANST		100.24	25,060,275.00	96,000.00	68,270.00	0.67	0.67	0.14
FANNIE MAE GLOBAL NOTES DTD 05/21/2012 0.500% 07/02/2015	3135G0LN1	25,000,000.00	CSFB		100.27	25,067,325.00	19,325.00	47,778.50	0.83	0.83	0.18
FHLMC NOTES (EX-CALLABLE) DTD 03/18/2013 0.420% 09/18/2015	3134G36F2	25,000,000.00	UBS AG		100.18	25,043,800.00	106,300.00	76,027.25	1.05	1.04	0.25



Managed Account Fair Market Value & Analytics

For the Month Ending **August 31, 2014**

SAN BERNARDINO COUNTY - 76990800

Security Type/Description	Dated Date/Coupon/Maturity	CUSIP	Par	Broker	Next Call Date	Market Price	Market Value	Unreal G/L On Cost	Unreal G/L Amort Cost	Effective Duration	Duration to Worst at Mkt	YTM
Federal Agency Bond / Note												
FHLMC NOTES (EX-CALLABLE)	DTD 09/25/2012 0.500% 09/25/2015	3134G3L24	15,000,000.00	JPMCHASE		100.29	15,044,055.00	44,055.00	44,055.00	1.07	1.06	0.22
FHLMC NOTES (EX-CALLABLE)	DTD 09/25/2012 0.500% 09/25/2015	3134G3L24	15,000,000.00	UBS AG		100.29	15,044,055.00	44,055.00	44,055.00	1.07	1.06	0.22
FHLMC NOTES (EX-CALLABLE)	DTD 09/25/2012 0.500% 09/25/2015	3134G3L24	20,000,000.00	CSFB		100.29	20,058,740.00	58,740.00	58,740.00	1.07	1.06	0.22
FNMA NOTES (EX-CALLABLE)	DTD 10/15/2010 1.875% 10/15/2015	31398A4K5	10,000,000.00	SUNTRUST		101.72	10,172,120.00	(115,180.00)	31,433.70	1.11	1.11	0.34
FNMA NOTES	DTD 09/27/2010 1.625% 10/26/2015	31398A4M1	25,000,000.00	MERRILL		101.58	25,395,400.00	(326,350.00)	48,244.25	1.14	1.14	0.25
FFCB NOTES AGENCY	DTD 02/05/2014 0.310% 11/05/2015	3133EDET5	50,000,000.00	JPMCHASE		100.16	50,080,850.00	90,850.00	87,596.50	1.17	1.17	0.17
FHLMC NOTES	DTD 11/06/2012 0.450% 11/24/2015	3134G3W55	25,000,000.00	WELLSFAR		100.25	25,062,650.00	140,150.00	102,372.25	1.23	1.23	0.25
FHLB NOTES	DTD 11/05/2010 1.375% 12/11/2015	313371NW2	25,000,000.00	MIZUHO		101.39	25,348,000.00	(277,000.00)	56,624.75	1.27	1.27	0.28
FANNIE MAE GLOBAL NOTES	DTD 01/18/2011 2.250% 03/15/2016	3135G0AL7	50,000,000.00	CANTFITZ		102.79	51,396,250.00	(1,485,250.00)	300,512.50	1.50	1.50	0.43
FANNIE MAE GLOBAL NOTES	DTD 01/18/2011 2.250% 03/15/2016	3135G0AL7	50,000,000.00	CANTFITZ		102.79	51,396,250.00	(1,485,250.00)	300,512.50	1.50	1.50	0.43
FANNIE MAE GLOBAL NOTES	DTD 02/15/2013 0.500% 03/30/2016	3135G0VA8	40,000,000.00	CITIGRP		100.14	40,055,400.00	101,000.00	78,570.40	1.57	1.57	0.41
FHLMC NOTES	DTD 04/08/2011 2.500% 05/27/2016	3137EACT4	50,000,000.00	MORGANST		103.45	51,726,300.00	(1,546,200.00)	39,640.50	1.70	1.70	0.50
FHLB NOTES	DTD 07/22/2013 0.800% 07/22/2016	313383OU8	25,000,000.00	WELLSFAR		100.38	25,094,300.00	96,800.00	95,883.25	1.87	1.87	0.60
FNMA NOTES	DTD 07/19/2013 0.625% 08/26/2016	3135G0YE7	50,000,000.00	BARCLAYS		100.06	50,032,350.00	192,850.00	135,533.50	1.97	1.97	0.59
FNMA NOTES AGENCY (EX-CALLABLE)	DTD 03/26/2013 0.625% 09/26/2016	3135G0VX8	25,000,000.00	DAIWA		99.93	24,981,900.00	411,900.00	274,800.75	2.05	2.05	0.66
FHLB NOTES	DTD 08/07/2014 0.500% 09/28/2016	3130A2T97	15,000,000.00	MORGANST		99.77	14,964,810.00	(1,440.00)	(2,479.20)	2.06	2.06	0.61
FHLMC NOTES	DTD 08/16/2013 0.875% 10/14/2016	3137EADS5	25,000,000.00	JPMCHASE		100.52	25,130,450.00	134,200.00	133,010.75	2.09	2.09	0.63



Managed Account Fair Market Value & Analytics

For the Month Ending **August 31, 2014**

SAN BERNARDINO COUNTY - 76990800

Security Type/Description	Dated Date/Coupon/Maturity	CUSIP	Par	Broker	Next Call Date	Market Price	Market Value	Unreal G/L On Cost	Unreal G/L Amort Cost	Effective Duration	Duration to Worst at Mkt	YTM
Federal Agency Bond / Note												
FNMA NOTES (CALLABLE)	DTD 11/14/2013 0.750% 11/14/2016	3136G1WX3	50,000,000.00	JPMCHASE	11/14/14	100.07	50,036,650.00	56,650.00	51,378.00	2.05	0.21	0.72
FANNIE MAE NOTES	DTD 10/20/2011 1.375% 11/15/2016	3135G0ES8	25,000,000.00	BARCLAYS		101.48	25,368,925.00	(338,325.00)	(77,629.25)	2.16	2.16	0.70
FANNIE MAE NOTES	DTD 10/20/2011 1.375% 11/15/2016	3135G0ES8	25,000,000.00	BNP DIR		101.48	25,368,925.00	(194,575.00)	7,109.50	2.16	2.16	0.70
FANNIE MAE NOTES	DTD 10/20/2011 1.375% 11/15/2016	3135G0ES8	25,000,000.00	BNP DIR		101.48	25,368,925.00	(124,825.00)	5,605.75	2.16	2.16	0.70
FHLB NOTES (CALLABLE)	DTD 06/19/2013 0.750% 12/19/2016	313383G62	20,690,000.00	JPMCHASE	09/19/14	99.88	20,664,220.26	151,533.56	91,603.32	1.45	2.27	0.80
FHLB NOTES	DTD 11/15/2013 0.625% 12/28/2016	3130A0C65	20,000,000.00	JPMCHASE		99.82	19,964,860.00	22,060.00	7,625.20	2.30	2.30	0.70
FHLMC NOTES	DTD 01/21/2014 0.875% 02/22/2017	3137EADT3	25,000,000.00	GOLDMAN		100.09	25,021,675.00	61,925.00	54,074.00	2.44	2.44	0.84
FFCB (FLOATING) NOTES	DTD 02/27/2014 0.210% 02/27/2017	3133EDFW7	30,000,000.00	JPMCHASE		100.10	30,029,760.00	29,760.00	29,760.00	0.08	2.48	0.17
FFCB (FLOATING) NOTES	DTD 04/17/2014 0.205% 04/17/2017	3133EDJX1	25,000,000.00	JPMCHASE		100.07	25,018,475.00	18,475.00	18,475.00	0.08	2.62	0.18
FANNIE MAE GLOBAL NOTES	DTD 07/20/2012 0.875% 08/28/2017	3135G0MZ3	50,000,000.00	MORGANST		99.51	49,753,000.00	(293,000.00)	(275,109.00)	2.94	2.94	1.04
FNMA NOTES	DTD 08/25/2014 1.000% 09/27/2017	3135G0ZL0	10,000,000.00	MORGANST		99.70	9,970,330.00	6,030.00	5,844.30	3.02	3.02	1.10
FHLB NOTES (CALLABLE)	DTD 11/09/2012 1.000% 11/09/2017	3133813R4	25,000,000.00	DEUTSCHE	09/09/14	99.65	24,912,525.00	(72,475.00)	(77,644.00)	2.41	3.12	1.11
FNMA NOTES (CALLABLE)	DTD 11/15/2012 1.000% 11/15/2017	3135G0RO8	25,000,000.00	GOLDMAN	11/15/14	99.98	24,996,150.00	(36,350.00)	(3,850.00)	2.75	3.14	1.00
FNMA NOTES (CALLABLE)	DTD 12/26/2012 1.000% 12/26/2017	3135G0SJ3	22,155,000.00	MORGANST	09/26/14	99.00	21,933,405.69	(226,025.31)	(221,594.31)	2.60	3.25	1.31
FHLMC NOTES	DTD 11/21/2012 0.750% 01/12/2018	3137EADN6	25,000,000.00	MORGANST		98.21	24,552,425.00	(104,325.00)	(212,567.75)	3.30	3.30	1.30
FHLMC NOTES	DTD 11/21/2012 0.750% 01/12/2018	3137EADN6	25,000,000.00	BK AMER		98.21	24,552,425.00	(117,825.00)	(221,584.50)	3.30	3.30	1.30
FFCB NOTES (CALLABLE)	DTD 11/19/2013 1.810% 11/19/2018	3133EDA51	19,725,000.00	CITIGRP	11/19/14	100.32	19,789,007.63	64,993.88	64,801.96	2.46	0.22	1.73



Managed Account Fair Market Value & Analytics

For the Month Ending **August 31, 2014**

SAN BERNARDINO COUNTY - 76990800

Security Type/Description Dated Date/Coupon/Maturity	CUSIP	Par	Broker	Next Call Date	Market Price	Market Value	Unreal G/L On Cost	Unreal G/L Amort Cost	Effective Duration	Duration to Worst at Mkt	YTM
Security Type Sub-Total		1,292,570,000.00				1,298,617,193.58	(4,788,262.87)	1,416,562.42	1.46	1.51	0.50

Corporate Note

WAL MART STORES INC. CORP NOTES DTD 10/25/2010 1.500% 10/25/2015	931142CX9	4,055,000.00	JPMCHASE		101.33	4,108,955.83	(17,898.77)	2,444.23	1.14	1.14	0.34
GENERAL ELEC CAP CORP (FLOATING) DTD 01/08/2013 0.833% 01/08/2016	36962G6O2	25,000,000.00	JPMCHASE		100.64	25,159,700.00	(40,550.00)	18,416.75	0.25	1.35	0.37
GENERAL ELEC CAP CORP (FLOAT) DTD 01/14/2014 0.464% 01/14/2016	36962G7E8	20,450,000.00	JPMCHASE		100.10	20,469,632.00	(4,703.50)	1,305.12	0.25	1.37	0.40
GENERAL ELEC CAP CORP (FLOAT) DTD 02/08/2012 1.034% 02/08/2016	36962G5T7	5,035,000.00	VINING		100.52	5,061,388.44	(32,218.96)	(17,897.61)	0.25	1.42	0.67
WAL-MART STORES INC CORP NOTES DTD 04/22/2014 1.000% 04/21/2017	931142DN0	1,500,000.00	CITIGRP		100.01	1,500,090.00	315.00	288.49	2.59	2.59	1.00

Security Type Sub-Total		56,040,000.00				56,299,766.27	(95,056.23)	4,556.98	0.38	1.38	0.42
--------------------------------	--	----------------------	--	--	--	----------------------	--------------------	-----------------	-------------	-------------	-------------

Commercial Paper

CREDIT AGRICOLE NORTH AMERICA COMM PAPER -- 0.000% 09/02/2014	22532CJ21	33,000,000.00	CREDITAG		100.00	32,999,637.00	(69.67)	(289.74)	0.01	0.01	0.20
TOYOTA MOTOR CREDIT CORP COMM PAPER -- 0.000% 09/02/2014	89233HJ21	50,000,000.00	TOYOTA		100.00	49,999,700.00	7,700.00	(175.00)	0.01	0.01	0.11
GENERAL ELEC CAP CORP COMM PAPER -- 0.000% 09/02/2014	36959JJ20	50,000,000.00	GECC		100.00	49,999,700.00	3,783.33	(216.50)	0.01	0.01	0.11
EXXON MOBIL CORP COMM PAPER -- 0.000% 09/02/2014	30229BJ24	50,000,000.00	EXXON		100.00	49,999,600.00	4,266.67	(303.00)	0.01	0.01	0.14
CREDIT AGRICOLE NORTH AMERICA COMM PAPER -- 0.000% 09/02/2014	22532CJ21	50,000,000.00	CREDITAG		100.00	49,999,450.00	(105.56)	(439.00)	0.01	0.01	0.20
US BANK NA COMM PAPER DTD 08/29/2014 0.100% 09/02/2014	90349QGZ0	50,000,000.00	US BANK		100.00	50,000,000.00	0.00	0.00	0.01	0.01	0.10
US BANK NA COMM PAPER DTD 08/29/2014 0.100% 09/02/2014	90349QGZ0	50,000,000.00	US BANK		100.00	50,000,000.00	0.00	0.00	0.01	0.01	0.10



Managed Account Fair Market Value & Analytics

For the Month Ending **August 31, 2014**

SAN BERNARDINO COUNTY - 76990800

Security Type/Description Dated Date/Coupon/Maturity	CUSIP	Par	Broker	Next Call Date	Market Price	Market Value	Unreal G/L On Cost	Unreal G/L Amort Cost	Effective Duration	Duration to Worst at Mkt	YTM
Commercial Paper											
US BANK NA COMM PAPER DTD 08/29/2014 0.100% 09/02/2014	90349OGZ0	50,000,000.00	US BANK		100.00	50,000,000.00	0.00	0.00	0.01	0.01	0.10
US BANK NA COMM PAPER DTD 08/28/2014 0.100% 09/08/2014	90349QGX5	30,000,000.00	US BANK		100.00	30,000,000.00	0.00	0.00	0.02	0.02	0.10
JP MORGAN SECURITIES LLC COMM PAPER -- 0.000% 12/23/2014	46640OMP3	50,000,000.00	JPMCHASE		99.97	49,986,300.00	44,119.44	22,397.00	0.31	0.31	0.09
Security Type Sub-Total		463,000,000.00				462,984,387.00	59,694.21	20,973.76	0.04	0.04	0.12
Certificate of Deposit											
TORONTO DOMINION BANK NY CERT DEPOS DTD 08/28/2013 0.330% 09/02/2014	89112TGZ1	25,000,000.00	TOR DOM		100.00	25,000,575.00	575.00	575.00	0.01	0.01	0.08
CBA AUSTRALIA CERT DEPOS DTD 03/06/2014 0.180% 09/05/2014	20271EKK4	25,000,000.00	ICAP		100.00	25,000,245.00	245.00	245.00	0.01	0.01	0.14
SVENSKA HANDELSBANKEN NY CERT DEPOS DTD 07/15/2014 0.120% 09/12/2014	86958DDL3	25,000,000.00	UBS AG		100.00	24,999,473.00	(527.00)	(527.00)	0.03	0.03	0.15
WESTPAC BANKING CORP NY CERT DEPOS DTD 09/26/2013 0.300% 09/22/2014	96121TTX6	25,000,000.00	ICAP		100.02	25,004,192.50	4,192.50	4,192.50	0.06	0.06	0.16
BANK OF MONTREAL CHICAGO CERT DEPOS DTD 06/16/2014 0.170% 10/01/2014	06366BYZ7	25,000,000.00	BMO_DIR		100.00	24,999,948.50	(51.50)	(51.50)	0.08	0.08	0.17
SVENSKA HANDELSBANKEN NY CERT DEPOS DTD 07/02/2014 0.150% 10/01/2014	86958DDE9	25,000,000.00	UBS AG		100.00	24,999,089.25	(910.75)	(910.75)	0.08	0.08	0.17
BANK OF MONTREAL CHICAGO CERT DEPOS DTD 07/31/2014 0.120% 10/01/2014	06366BR85	25,000,000.00	MORGANST		99.99	24,997,800.25	(2,199.75)	(2,199.75)	0.08	0.08	0.17
BANK OF MONTREAL CHICAGO CERT DEPOS DTD 07/01/2014 0.170% 10/01/2014	06366BC65	50,000,000.00	BMO_DIR		100.00	49,999,899.00	(101.00)	(101.00)	0.08	0.08	0.17



Managed Account Fair Market Value & Analytics

For the Month Ending **August 31, 2014**

SAN BERNARDINO COUNTY - 76990800

Security Type/Description	Dated Date/Coupon/Maturity	CUSIP	Par	Broker	Next Call Date	Market Price	Market Value	Unreal G/L On Cost	Unreal G/L Amort Cost	Effective Duration	Duration to Worst at Mkt	YTM
Certificate of Deposit												
SVENSKA HANDELSBANKEN NY CERT DEPOS	DTD 07/08/2014 0.150% 10/01/2014	86958DDG4	50,000,000.00	UBS AG		100.00	49,998,179.50	(1,820.50)	(1,820.50)	0.08	0.08	0.17
TORONTO DOMINION BANK NY CERT DEPOS	DTD 08/27/2014 0.140% 10/01/2014	89112UUD1	50,000,000.00	TOR DOM		99.99	49,997,324.50	(2,675.50)	(2,675.50)	0.08	0.08	0.17
WESTPAC BANKING CORP NY CERT DEPOS	DTD 10/09/2013 0.320% 10/09/2014	96121TTZ1	25,000,000.00	RBC CAP		100.03	25,007,572.50	7,572.50	7,572.50	0.11	0.11	0.18
WESTPAC BANKING CORP NY CERT DEPOS	DTD 10/10/2013 0.330% 10/10/2014	96121TUB2	25,000,000.00	ICAP		100.03	25,008,265.00	8,265.00	8,265.00	0.11	0.11	0.18
NORDEA BANK FINLAND NY CERT DEPOS	DTD 04/10/2014 0.205% 10/10/2014	65558EG93	25,000,000.00	ICAP		100.00	25,000,687.50	(1,682.84)	(934.25)	0.11	0.11	0.18
BANK OF MONTREAL CHICAGO CERT DEPOS	DTD 07/08/2014 0.170% 10/15/2014	06366BF70	50,000,000.00	BMO_DIR		100.00	49,997,754.00	(2,246.00)	(2,246.00)	0.12	0.12	0.19
SVENSKA HANDELSBANKEN NY CERT DEPOS	DTD 07/23/2014 0.160% 10/20/2014	86958DDY5	25,000,000.00	UBS AG		99.99	24,997,905.25	(2,094.75)	(2,094.75)	0.14	0.14	0.19
WESTPAC BANKING CORP NY CERT DEPOS	DTD 10/29/2013 0.290% 10/28/2014	96121TUE6	25,000,000.00	ICAP		100.03	25,007,317.50	7,317.50	7,317.50	0.16	0.16	0.20
SVENSKA HANDELSBANKEN NY CERT DEPOS	DTD 07/31/2014 0.165% 11/03/2014	86958DEM0	25,000,000.00	DAIWA		99.99	24,996,534.50	(3,795.22)	(3,684.25)	0.18	0.18	0.20
BANK OF MONTREAL CHICAGO CERT DEPOS	DTD 08/05/2014 0.170% 11/03/2014	06366BT83	30,000,000.00	BMO_DIR		99.99	29,996,375.40	(3,624.60)	(3,624.60)	0.18	0.18	0.20
NORDEA BANK FINLAND NY CERT DEPOS	DTD 08/11/2014 0.160% 11/10/2014	65558E2F4	25,000,000.00	MORGANST		99.98	24,995,006.25	(4,993.75)	(4,993.75)	0.19	0.19	0.21
SVENSKA HANDELSBANKEN NY CERT DEPOS	DTD 08/19/2014 0.170% 11/17/2014	86958DFB3	25,000,000.00	UBS AG		99.98	24,994,874.25	(5,125.75)	(5,125.75)	0.21	0.21	0.22
WELLS FARGO BANK NA CERT DEPOS	DTD 06/03/2014 0.210% 12/01/2014	94988E3V8	25,000,000.00	WELLSFAR		99.99	24,997,364.50	(2,635.50)	(2,635.50)	0.25	0.25	0.23



Managed Account Fair Market Value & Analytics

For the Month Ending **August 31, 2014**

SAN BERNARDINO COUNTY - 76990800

Security Type/Description Dated Date/Coupon/Maturity	CUSIP	Par	Broker	Next Call Date	Market Price	Market Value	Unreal G/L On Cost	Unreal G/L Amort Cost	Effective Duration	Duration to Worst at Mkt	YTM
Certificate of Deposit											
WESTPAC BANKING CORP NY CERT DEPOS DTD 12/13/2013 0.270% 12/12/2014	96121TUR7	25,000,000.00	JPMCHASE		100.02	25,004,662.50	4,662.50	4,662.50	0.28	0.28	0.24
WESTPAC BANKING CORP NY CERT DEPOS DTD 12/13/2013 0.270% 12/12/2014	96121TUR7	25,000,000.00	JPMCHASE		100.02	25,004,662.50	4,662.50	4,662.50	0.28	0.28	0.24
BANK OF NOVA SCOTIA HOUSTON LT CD DTD 12/27/2013 0.290% 01/02/2015	06417HCO7	25,000,000.00	BNS		100.02	25,006,075.00	6,075.00	6,075.00	0.34	0.34	0.25
TORONTO DOMINION BANK NY CERT DEPOS DTD 01/29/2014 0.300% 02/02/2015	89112TK60	25,000,000.00	TOR DOM		100.01	25,002,702.50	2,702.50	2,702.50	0.43	0.43	0.26
WELLS FARGO BANK NA CERT DEPOS DTD 08/06/2014 0.210% 02/02/2015	94988E6B9	25,000,000.00	WELLSFAR		99.95	24,988,185.00	(11,815.00)	(11,815.00)	0.42	0.42	0.26
WELLS FARGO BANK NA CERT DEPOS DTD 08/27/2014 0.220% 03/03/2015	94988E6Z6	25,000,000.00	WELLSFAR		99.86	24,965,256.50	(34,743.50)	(34,743.50)	0.50	0.50	0.28
WESTPAC BANKING CORP NY CERT DEPOS DTD 03/25/2014 0.290% 03/19/2015	96121TV08	50,000,000.00	MORGANST		99.87	49,934,732.50	(65,267.50)	(65,267.50)	0.55	0.55	0.29
BANK OF NOVA SCOTIA HOUSTON CERT DEPOS DTD 03/31/2014 0.280% 04/01/2015	06417HHV1	25,000,000.00	BNS		99.85	24,962,018.25	(37,981.75)	(37,981.75)	0.58	0.58	0.30
BANK OF NOVA SCOTIA HOUSTON CERT DEPOS DTD 06/30/2014 0.280% 07/01/2015	06417HPC4	25,000,000.00	BNS		99.79	24,948,069.25	(51,930.75)	(51,930.75)	0.83	0.83	0.36
BANK OF NOVA SCOTIA HOUSTON CERT DEPOS DTD 07/15/2014 0.290% 07/15/2015	06417HQJ8	25,000,000.00	BNS		99.93	24,983,360.00	(16,640.00)	(16,640.00)	0.87	0.87	0.37
TORONTO DOMINION BANK NY CERT DEPOS DTD 07/17/2014 0.300% 07/20/2015	89112UPE5	25,000,000.00	TOR DOM		99.78	24,945,775.50	(54,224.50)	(54,224.50)	0.88	0.88	0.37
ROYAL BANK OF CANADA NY CERT DEPOS DTD 07/24/2014 0.265% 07/24/2015	78009NRR9	25,000,000.00	DIRECT		99.90	24,975,824.00	(24,176.00)	(24,176.00)	0.89	0.89	0.38
BANK OF NOVA SCOTIA HOUSTON CERT DEPOS DTD 07/31/2014 0.300% 08/03/2015	06417HOY5	25,000,000.00	BNS		99.77	24,942,942.50	(57,057.50)	(57,057.50)	0.92	0.92	0.38
Security Type Sub-Total		980,000,000.00				979,660,649.15	(342,050.91)	(341,191.35)	0.28	0.28	0.22



Managed Account Fair Market Value & Analytics

For the Month Ending **August 31, 2014**

SAN BERNARDINO COUNTY - 76990800

Security Type/Description Dated Date/Coupon/Maturity	CUSIP	Par	Broker	Next Call Date	Market Price	Market Value	Unreal G/L On Cost	Unreal G/L Amort Cost	Effective Duration	Duration to Worst at Mkt	YTM
Bank Deposit Account											
STONECASTLE FICA	FICAMF003	50,000,000.00	OTHER		1.00	50,000,000.00	0.00	0.00	0.00	0.00	0.15
Security Type Sub-Total		50,000,000.00				50,000,000.00	0.00	0.00	0.00	0.00	0.15
Managed Account Sub-Total		3,957,610,000.00				3,969,099,380.59	(6,028,793.85)	2,871,668.55	1.07	1.10	0.39
Securities Sub-Total		\$3,957,610,000.00				\$3,969,099,380.59	(\$6,028,793.85)	\$2,871,668.55	1.07	1.10	0.39%
Accrued Interest						\$6,137,697.96					
Total Investments						\$3,975,237,078.55					



Managed Account Security Transactions & Interest

For the Month Ending **August 31, 2014**

SAN BERNARDINO COUNTY - 76990800

Transaction Type		Security Description	CUSIP	Par	Principal Proceeds	Accrued Interest	Total	Realized G/L Cost	Realized G/L Amort Cost	Sale Method
Trade	Settle									
BUY										
08/01/14	08/01/14	SOCIETE GENERALE NA COMM PAPER -- 0.000% 08/04/2014	83365SH48	50,000,000.00	(49,999,708.33)	0.00	(49,999,708.33)			
08/01/14	08/01/14	SOCIETE GENERALE NA COMM PAPER -- 0.000% 08/04/2014	83365SH48	50,000,000.00	(49,999,708.33)	0.00	(49,999,708.33)			
08/01/14	08/01/14	CREDIT AGRICOLE NA COMM PAPER -- 0.000% 08/04/2014	22532CH49	50,000,000.00	(49,999,625.00)	0.00	(49,999,625.00)			
08/01/14	08/01/14	CREDIT AGRICOLE NA COMM PAPER -- 0.000% 08/04/2014	22532CH49	50,000,000.00	(49,999,625.00)	0.00	(49,999,625.00)			
08/01/14	08/01/14	CREDIT AGRICOLE NA COMM PAPER -- 0.000% 08/04/2014	22532CH49	50,000,000.00	(49,999,625.00)	0.00	(49,999,625.00)			
08/01/14	08/01/14	CREDIT AGRICOLE NA COMM PAPER -- 0.000% 08/04/2014	22532CH49	50,000,000.00	(49,999,625.00)	0.00	(49,999,625.00)			
08/04/14	08/04/14	CREDIT AGRICOLE NA COMM PAPER -- 0.000% 08/05/2014	22532CH56	50,000,000.00	(49,999,875.00)	0.00	(49,999,875.00)			
08/04/14	08/04/14	CREDIT AGRICOLE NA COMM PAPER -- 0.000% 08/05/2014	22532CH56	50,000,000.00	(49,999,875.00)	0.00	(49,999,875.00)			
08/04/14	08/04/14	CREDIT AGRICOLE NA COMM PAPER -- 0.000% 08/05/2014	22532CH56	30,000,000.00	(29,999,925.00)	0.00	(29,999,925.00)			
08/04/14	08/04/14	CREDIT AGRICOLE NA COMM PAPER -- 0.000% 08/05/2014	22532CH56	50,000,000.00	(49,999,875.00)	0.00	(49,999,875.00)			
08/04/14	08/04/14	SOCIETE GENERALE NA COMM PAPER -- 0.000% 08/05/2014	83365SH55	23,000,000.00	(22,999,955.28)	0.00	(22,999,955.28)			
08/04/14	08/04/14	SOCIETE GENERALE NA COMM PAPER -- 0.000% 08/05/2014	83365SH55	50,000,000.00	(49,999,902.78)	0.00	(49,999,902.78)			
08/04/14	08/04/14	SOCIETE GENERALE NA COMM PAPER -- 0.000% 08/05/2014	83365SH55	50,000,000.00	(49,999,902.78)	0.00	(49,999,902.78)			
08/04/14	08/04/14	SOCIETE GENERALE NA COMM PAPER -- 0.000% 08/05/2014	83365SH55	50,000,000.00	(49,999,902.78)	0.00	(49,999,902.78)			
08/04/14	08/05/14	BANK OF MONTREAL CHICAGO CERT DEPOS DTD 08/05/2014 0.170% 11/03/2014	06366BT83	30,000,000.00	(30,000,000.00)	0.00	(30,000,000.00)			
08/05/14	08/05/14	SOCIETE GENERALE NA COMM PAPER -- 0.000% 08/06/2014	83365SH63	50,000,000.00	(49,999,902.78)	0.00	(49,999,902.78)			



Managed Account Security Transactions & Interest

For the Month Ending **August 31, 2014**

SAN BERNARDINO COUNTY - 76990800

Transaction Type		Security Description	CUSIP	Par	Principal Proceeds	Accrued Interest	Total	Realized G/L Cost	Realized G/L Amort Cost	Sale Method
Trade	Settle									
BUY										
08/05/14	08/05/14	SOCIETE GENERALE NA COMM PAPER -- 0.000% 08/06/2014	83365SH63	50,000,000.00	(49,999,902.78)	0.00	(49,999,902.78)			
08/05/14	08/05/14	SOCIETE GENERALE NA COMM PAPER -- 0.000% 08/06/2014	83365SH63	40,000,000.00	(39,999,922.22)	0.00	(39,999,922.22)			
08/05/14	08/05/14	CREDIT AGRICOLE NA COMM PAPER -- 0.000% 08/06/2014	22532CH64	50,000,000.00	(49,999,875.00)	0.00	(49,999,875.00)			
08/05/14	08/05/14	CREDIT AGRICOLE NA COMM PAPER -- 0.000% 08/06/2014	22532CH64	50,000,000.00	(49,999,875.00)	0.00	(49,999,875.00)			
08/05/14	08/05/14	CREDIT AGRICOLE NA COMM PAPER -- 0.000% 08/06/2014	22532CH64	50,000,000.00	(49,999,875.00)	0.00	(49,999,875.00)			
08/05/14	08/05/14	CREDIT AGRICOLE NA COMM PAPER -- 0.000% 08/06/2014	22532CH64	30,000,000.00	(29,999,925.00)	0.00	(29,999,925.00)			
08/06/14	08/06/14	SOCIETE GENERALE NA COMM PAPER -- 0.000% 08/07/2014	83365SH71	50,000,000.00	(49,999,902.78)	0.00	(49,999,902.78)			
08/06/14	08/06/14	SOCIETE GENERALE NA COMM PAPER -- 0.000% 08/07/2014	83365SH71	50,000,000.00	(49,999,902.78)	0.00	(49,999,902.78)			
08/06/14	08/06/14	WELLS FARGO BANK NA CERT DEPOS DTD 08/06/2014 0.210% 02/02/2015	94988E6B9	25,000,000.00	(25,000,000.00)	0.00	(25,000,000.00)			
08/06/14	08/06/14	CREDIT AGRICOLE NA COMM PAPER -- 0.000% 08/07/2014	22532CH72	50,000,000.00	(49,999,875.00)	0.00	(49,999,875.00)			
08/06/14	08/06/14	CREDIT AGRICOLE NA COMM PAPER -- 0.000% 08/07/2014	22532CH72	50,000,000.00	(49,999,875.00)	0.00	(49,999,875.00)			
08/06/14	08/06/14	CREDIT AGRICOLE NA COMM PAPER -- 0.000% 08/07/2014	22532CH72	50,000,000.00	(49,999,875.00)	0.00	(49,999,875.00)			
08/06/14	08/06/14	CREDIT AGRICOLE NA COMM PAPER -- 0.000% 08/07/2014	22532CH72	15,000,000.00	(14,999,962.50)	0.00	(14,999,962.50)			
08/06/14	08/07/14	FHLB NOTES DTD 08/07/2014 0.500% 09/28/2016	3130A2T97	15,000,000.00	(14,966,250.00)	0.00	(14,966,250.00)			
08/07/14	08/07/14	CREDIT AGRICOLE NA COMM PAPER -- 0.000% 08/08/2014	22532CH80	50,000,000.00	(49,999,875.00)	0.00	(49,999,875.00)			
08/07/14	08/07/14	CREDIT AGRICOLE NA COMM PAPER -- 0.000% 08/08/2014	22532CH80	50,000,000.00	(49,999,875.00)	0.00	(49,999,875.00)			
08/07/14	08/07/14	CREDIT AGRICOLE NA COMM PAPER -- 0.000% 08/08/2014	22532CH80	50,000,000.00	(49,999,875.00)	0.00	(49,999,875.00)			



Managed Account Security Transactions & Interest

For the Month Ending **August 31, 2014**

SAN BERNARDINO COUNTY - 76990800

Transaction Type		Security Description	CUSIP	Par	Principal Proceeds	Accrued Interest	Total	Realized G/L Cost	Realized G/L Amort Cost	Sale Method
Trade	Settle									
BUY										
08/07/14	08/07/14	CREDIT AGRICOLE NA COMM PAPER -- 0.000% 08/08/2014	22532CH80	15,000,000.00	(14,999,962.50)	0.00	(14,999,962.50)			
08/07/14	08/07/14	RABOBANK USA FIN CORP COMM PAPER -- 0.000% 08/08/2014	74977LH83	50,000,000.00	(49,999,916.67)	0.00	(49,999,916.67)			
08/07/14	08/07/14	RABOBANK USA FIN CORP COMM PAPER -- 0.000% 08/08/2014	74977LH83	50,000,000.00	(49,999,916.67)	0.00	(49,999,916.67)			
08/08/14	08/08/14	CREDIT AGRICOLE NA COMM PAPER -- 0.000% 08/11/2014	22532CHB3	50,000,000.00	(49,999,625.00)	0.00	(49,999,625.00)			
08/08/14	08/08/14	CREDIT AGRICOLE NA COMM PAPER -- 0.000% 08/11/2014	22532CHB3	50,000,000.00	(49,999,625.00)	0.00	(49,999,625.00)			
08/08/14	08/08/14	CREDIT AGRICOLE NA COMM PAPER -- 0.000% 08/11/2014	22532CHB3	50,000,000.00	(49,999,625.00)	0.00	(49,999,625.00)			
08/08/14	08/08/14	CREDIT AGRICOLE NA COMM PAPER -- 0.000% 08/11/2014	22532CHB3	40,000,000.00	(39,999,700.00)	0.00	(39,999,700.00)			
08/08/14	08/08/14	SOCIETE GENERALE NA COMM PAPER -- 0.000% 08/11/2014	83365SHB2	50,000,000.00	(49,999,708.33)	0.00	(49,999,708.33)			
08/08/14	08/08/14	SOCIETE GENERALE NA COMM PAPER -- 0.000% 08/11/2014	83365SHB2	50,000,000.00	(49,999,708.33)	0.00	(49,999,708.33)			
08/11/14	08/11/14	SOCIETE GENERALE NA COMM PAPER -- 0.000% 08/12/2014	83365SHC0	10,000,000.00	(9,999,980.56)	0.00	(9,999,980.56)			
08/11/14	08/11/14	SOCIETE GENERALE NA COMM PAPER -- 0.000% 08/12/2014	83365SHC0	50,000,000.00	(49,999,902.78)	0.00	(49,999,902.78)			
08/11/14	08/11/14	SOCIETE GENERALE NA COMM PAPER -- 0.000% 08/12/2014	83365SHC0	50,000,000.00	(49,999,902.78)	0.00	(49,999,902.78)			
08/11/14	08/11/14	CREDIT AGRICOLE NORTH AMERICA COMM PAPER -- 0.000% 08/12/2014	22532CHC1	50,000,000.00	(49,999,875.00)	0.00	(49,999,875.00)			
08/11/14	08/11/14	CREDIT AGRICOLE NORTH AMERICA COMM PAPER -- 0.000% 08/12/2014	22532CHC1	50,000,000.00	(49,999,875.00)	0.00	(49,999,875.00)			



Managed Account Security Transactions & Interest

For the Month Ending **August 31, 2014**

SAN BERNARDINO COUNTY - 76990800

Transaction Type		Security Description	CUSIP	Par	Principal Proceeds	Accrued Interest	Total	Realized G/L Cost	Realized G/L Amort Cost	Sale Method
Trade	Settle									
BUY										
08/11/14	08/11/14	CREDIT AGRICOLE NORTH AMERICA COMM PAPER -- 0.000% 08/12/2014	22532CHC1	50,000,000.00	(49,999,875.00)	0.00	(49,999,875.00)			
08/11/14	08/11/14	CREDIT AGRICOLE NORTH AMERICA COMM PAPER -- 0.000% 08/12/2014	22532CHC1	30,000,000.00	(29,999,925.00)	0.00	(29,999,925.00)			
08/11/14	08/12/14	NORDEA BANK FINLAND NY CERT DEPOS DTD 08/11/2014 0.160% 11/10/2014	65558E2F4	25,000,000.00	(25,000,000.00)	(111.11)	(25,000,111.11)			
08/12/14	08/12/14	CREDIT AGRICOLE NA COMM PAPER -- 0.000% 08/13/2014	22532CHD9	50,000,000.00	(49,999,875.00)	0.00	(49,999,875.00)			
08/12/14	08/12/14	CREDIT AGRICOLE NA COMM PAPER -- 0.000% 08/13/2014	22532CHD9	50,000,000.00	(49,999,875.00)	0.00	(49,999,875.00)			
08/12/14	08/12/14	CREDIT AGRICOLE NA COMM PAPER -- 0.000% 08/13/2014	22532CHD9	50,000,000.00	(49,999,875.00)	0.00	(49,999,875.00)			
08/12/14	08/12/14	CREDIT AGRICOLE NA COMM PAPER -- 0.000% 08/13/2014	22532CHD9	15,000,000.00	(14,999,962.50)	0.00	(14,999,962.50)			
08/12/14	08/12/14	SOCIETE GENERALE NA COMM PAPER -- 0.000% 08/13/2014	83365SHD8	50,000,000.00	(49,999,888.89)	0.00	(49,999,888.89)			
08/12/14	08/12/14	SOCIETE GENERALE NA COMM PAPER -- 0.000% 08/13/2014	83365SHD8	50,000,000.00	(49,999,888.89)	0.00	(49,999,888.89)			
08/13/14	08/13/14	SOCIETE GENERALE NA COMM PAPER -- 0.000% 08/14/2014	83365SHE6	50,000,000.00	(49,999,888.89)	0.00	(49,999,888.89)			
08/13/14	08/13/14	SOCIETE GENERALE NA COMM PAPER -- 0.000% 08/14/2014	83365SHE6	50,000,000.00	(49,999,888.89)	0.00	(49,999,888.89)			
08/13/14	08/13/14	CREDIT AGRICOLE NORTH AMERICA COMM PAPER -- 0.000% 08/14/2014	22532CHE7	50,000,000.00	(49,999,875.00)	0.00	(49,999,875.00)			
08/13/14	08/13/14	CREDIT AGRICOLE NORTH AMERICA COMM PAPER -- 0.000% 08/14/2014	22532CHE7	50,000,000.00	(49,999,875.00)	0.00	(49,999,875.00)			
08/13/14	08/13/14	CREDIT AGRICOLE NORTH AMERICA COMM PAPER -- 0.000% 08/14/2014	22532CHE7	50,000,000.00	(49,999,875.00)	0.00	(49,999,875.00)			



Managed Account Security Transactions & Interest

For the Month Ending **August 31, 2014**

SAN BERNARDINO COUNTY - 76990800

Transaction Type		Security Description	CUSIP	Par	Principal Proceeds	Accrued Interest	Total	Realized G/L Cost	Realized G/L Amort Cost	Sale Method
Trade	Settle									
BUY										
08/13/14	08/13/14	CREDIT AGRICOLE NORTH AMERICA COMM PAPER -- 0.000% 08/14/2014	22532CHE7	20,000,000.00	(19,999,950.00)	0.00	(19,999,950.00)			
08/13/14	08/14/14	NORDEA BANK FINLAND NY CERT DEPOS DTD 04/10/2014 0.205% 10/10/2014	65558EG93	25,000,000.00	(25,002,370.34)	(17,937.50)	(25,020,307.84)			
08/14/14	08/14/14	SOCIETE GENERALE NA COMM PAPER -- 0.000% 08/15/2014	83365SHF3	50,000,000.00	(49,999,888.89)	0.00	(49,999,888.89)			
08/14/14	08/14/14	SOCIETE GENERALE NA COMM PAPER -- 0.000% 08/15/2014	83365SHF3	20,000,000.00	(19,999,955.56)	0.00	(19,999,955.56)			
08/14/14	08/14/14	CREDIT AGRICOLE NORTH AMERICA COMM PAPER -- 0.000% 08/15/2014	22532CHF4	50,000,000.00	(49,999,875.00)	0.00	(49,999,875.00)			
08/14/14	08/14/14	CREDIT AGRICOLE NORTH AMERICA COMM PAPER -- 0.000% 08/15/2014	22532CHF4	50,000,000.00	(49,999,875.00)	0.00	(49,999,875.00)			
08/14/14	08/14/14	CREDIT AGRICOLE NORTH AMERICA COMM PAPER -- 0.000% 08/15/2014	22532CHF4	50,000,000.00	(49,999,875.00)	0.00	(49,999,875.00)			
08/14/14	08/14/14	CREDIT AGRICOLE NORTH AMERICA COMM PAPER -- 0.000% 08/15/2014	22532CHF4	25,000,000.00	(24,999,937.50)	0.00	(24,999,937.50)			
08/15/14	08/15/14	CREDIT AGRICOLE NA COMM PAPER -- 0.000% 08/18/2014	22532CHJ6	50,000,000.00	(49,999,625.00)	0.00	(49,999,625.00)			
08/15/14	08/15/14	CREDIT AGRICOLE NA COMM PAPER -- 0.000% 08/18/2014	22532CHJ6	50,000,000.00	(49,999,625.00)	0.00	(49,999,625.00)			
08/15/14	08/15/14	CREDIT AGRICOLE NA COMM PAPER -- 0.000% 08/18/2014	22532CHJ6	50,000,000.00	(49,999,625.00)	0.00	(49,999,625.00)			
08/15/14	08/15/14	CREDIT AGRICOLE NA COMM PAPER -- 0.000% 08/18/2014	22532CHJ6	25,000,000.00	(24,999,812.50)	0.00	(24,999,812.50)			
08/15/14	08/15/14	SOCIETE GENERALE NA COMM PAPER -- 0.000% 08/18/2014	83365SHJ5	50,000,000.00	(49,999,666.67)	0.00	(49,999,666.67)			
08/15/14	08/15/14	SOCIETE GENERALE NA COMM PAPER -- 0.000% 08/18/2014	83365SHJ5	20,000,000.00	(19,999,866.67)	0.00	(19,999,866.67)			



Managed Account Security Transactions & Interest

For the Month Ending **August 31, 2014**

SAN BERNARDINO COUNTY - 76990800

Transaction Type		Security Description	CUSIP	Par	Principal Proceeds	Accrued Interest	Total	Realized G/L Cost	Realized G/L Amort Cost	Sale Method
Trade	Settle									
BUY										
08/18/14	08/18/14	SOCIETE GENERALE NA COMM PAPER -- 0.000% 08/19/2014	83365SHK2	50,000,000.00	(49,999,888.89)	0.00	(49,999,888.89)			
08/18/14	08/18/14	SOCIETE GENERALE NA COMM PAPER -- 0.000% 08/19/2014	83365SHK2	37,000,000.00	(36,999,917.78)	0.00	(36,999,917.78)			
08/18/14	08/18/14	CREDIT AGRICOLE NA COMM PAPER -- 0.000% 08/19/2014	22532CHK3	50,000,000.00	(49,999,875.00)	0.00	(49,999,875.00)			
08/18/14	08/18/14	CREDIT AGRICOLE NA COMM PAPER -- 0.000% 08/19/2014	22532CHK3	50,000,000.00	(49,999,875.00)	0.00	(49,999,875.00)			
08/18/14	08/18/14	CREDIT AGRICOLE NA COMM PAPER -- 0.000% 08/19/2014	22532CHK3	50,000,000.00	(49,999,875.00)	0.00	(49,999,875.00)			
08/18/14	08/19/14	SVENSKA HANDELSBANKEN NY CERT DEPOS DTD 08/19/2014 0.170% 11/17/2014	86958DFB3	25,000,000.00	(25,000,000.00)	0.00	(25,000,000.00)			
08/19/14	08/19/14	SOCIETE GENERALE NA COMM PAPER -- 0.000% 08/20/2014	83365SHL0	50,000,000.00	(49,999,888.89)	0.00	(49,999,888.89)			
08/19/14	08/19/14	CREDIT AGRICOLE NORTH AMERICA COMM PAPER -- 0.000% 08/20/2014	22532CHL1	50,000,000.00	(49,999,875.00)	0.00	(49,999,875.00)			
08/19/14	08/19/14	CREDIT AGRICOLE NORTH AMERICA COMM PAPER -- 0.000% 08/20/2014	22532CHL1	50,000,000.00	(49,999,875.00)	0.00	(49,999,875.00)			
08/19/14	08/19/14	CREDIT AGRICOLE NORTH AMERICA COMM PAPER -- 0.000% 08/20/2014	22532CHL1	50,000,000.00	(49,999,875.00)	0.00	(49,999,875.00)			
08/19/14	08/19/14	CREDIT AGRICOLE NORTH AMERICA COMM PAPER -- 0.000% 08/20/2014	22532CHL1	37,000,000.00	(36,999,907.50)	0.00	(36,999,907.50)			
08/20/14	08/20/14	CREDIT AGRICOLE NA COMM PAPER -- 0.000% 08/21/2014	22532CHM9	50,000,000.00	(49,999,875.00)	0.00	(49,999,875.00)			
08/20/14	08/20/14	CREDIT AGRICOLE NA COMM PAPER -- 0.000% 08/21/2014	22532CHM9	30,000,000.00	(29,999,925.00)	0.00	(29,999,925.00)			
08/20/14	08/20/14	SOCIETE GENERALE NA COMM PAPER -- 0.000% 08/21/2014	83365SHM8	30,000,000.00	(29,999,933.33)	0.00	(29,999,933.33)			



Managed Account Security Transactions & Interest

For the Month Ending **August 31, 2014**

SAN BERNARDINO COUNTY - 76990800

Transaction Type		Security Description	CUSIP	Par	Principal Proceeds	Accrued Interest	Total	Realized G/L Cost	Realized G/L Amort Cost	Sale Method
Trade	Settle									
BUY										
08/20/14	08/20/14	SOCIETE GENERALE NA COMM PAPER -- 0.000% 08/21/2014	83365SHM8	50,000,000.00	(49,999,888.89)	0.00	(49,999,888.89)			
08/20/14	08/20/14	CREDIT AGRICOLE NA COMM PAPER -- 0.000% 08/21/2014	22532CHM9	50,000,000.00	(49,999,875.00)	0.00	(49,999,875.00)			
08/20/14	08/20/14	CREDIT AGRICOLE NA COMM PAPER -- 0.000% 08/21/2014	22532CHM9	50,000,000.00	(49,999,875.00)	0.00	(49,999,875.00)			
08/20/14	08/20/14	STONECASTLE FICA	FICAMF003	50,000,000.00	(50,000,000.00)	0.00	(50,000,000.00)			
08/21/14	08/21/14	CREDIT AGRICOLE NA COMM PAPER -- 0.000% 08/22/2014	22532CHN7	50,000,000.00	(49,999,875.00)	0.00	(49,999,875.00)			
08/21/14	08/21/14	CREDIT AGRICOLE NA COMM PAPER -- 0.000% 08/22/2014	22532CHN7	25,000,000.00	(24,999,937.50)	0.00	(24,999,937.50)			
08/21/14	08/21/14	CALIFORNIA ASSET MANAGEMENT PROGRAM	CAMPMF025	50,000,000.00	(50,000,000.00)	0.00	(50,000,000.00)			
08/21/14	08/21/14	US BANK NA COMM PAPER DTD 08/21/2014 0.100% 08/22/2014	90349QFW8	50,000,000.00	(50,000,000.00)	0.00	(50,000,000.00)			
08/21/14	08/21/14	US BANK NA COMM PAPER DTD 08/21/2014 0.100% 08/22/2014	90349QFW8	50,000,000.00	(50,000,000.00)	0.00	(50,000,000.00)			
08/21/14	08/25/14	FNMA NOTES DTD 08/25/2014 1.000% 09/27/2017	3135G0ZL0	10,000,000.00	(9,964,300.00)	0.00	(9,964,300.00)			
08/22/14	08/22/14	CREDIT AGRICOLE NORTH AMERICA COMM PAPER -- 0.000% 08/25/2014	22532CHR8	50,000,000.00	(49,999,625.00)	0.00	(49,999,625.00)			
08/22/14	08/22/14	CREDIT AGRICOLE NORTH AMERICA COMM PAPER -- 0.000% 08/25/2014	22532CHR8	25,000,000.00	(24,999,812.50)	0.00	(24,999,812.50)			
08/22/14	08/22/14	US BANK NA COMM PAPER DTD 08/22/2014 0.100% 08/25/2014	90349QFZ1	50,000,000.00	(50,000,000.00)	0.00	(50,000,000.00)			
08/22/14	08/22/14	US BANK NA COMM PAPER DTD 08/22/2014 0.100% 08/25/2014	90349QFZ1	50,000,000.00	(50,000,000.00)	0.00	(50,000,000.00)			
08/25/14	08/25/14	US BANK NA COMM PAPER DTD 08/25/2014 0.100% 08/26/2014	90349QGD9	50,000,000.00	(50,000,000.00)	0.00	(50,000,000.00)			
08/25/14	08/25/14	US BANK NA COMM PAPER DTD 08/25/2014 0.100% 08/26/2014	90349QGD9	50,000,000.00	(50,000,000.00)	0.00	(50,000,000.00)			



Managed Account Security Transactions & Interest

For the Month Ending **August 31, 2014**

SAN BERNARDINO COUNTY - 76990800

Transaction Type		Security Description	CUSIP	Par	Principal Proceeds	Accrued Interest	Total	Realized G/L Cost	Realized G/L Amort Cost	Sale Method
Trade	Settle									
BUY										
08/25/14	08/25/14	US BANK NA COMM PAPER DTD 08/25/2014 0.100% 08/26/2014	90349QGD9	42,000,000.00	(42,000,000.00)	0.00	(42,000,000.00)			
08/26/14	08/26/14	US BANK NA COMM PAPER DTD 08/26/2014 0.100% 08/27/2014	90349QGJ6	50,000,000.00	(50,000,000.00)	0.00	(50,000,000.00)			
08/26/14	08/26/14	US BANK NA COMM PAPER DTD 08/26/2014 0.100% 08/27/2014	90349QGJ6	50,000,000.00	(50,000,000.00)	0.00	(50,000,000.00)			
08/26/14	08/26/14	US BANK NA COMM PAPER DTD 08/26/2014 0.100% 08/27/2014	90349QGJ6	42,000,000.00	(42,000,000.00)	0.00	(42,000,000.00)			
08/27/14	08/27/14	US BANK NA COMM PAPER DTD 08/27/2014 0.100% 08/28/2014	90349QGL1	50,000,000.00	(50,000,000.00)	0.00	(50,000,000.00)			
08/27/14	08/27/14	US BANK NA COMM PAPER DTD 08/27/2014 0.100% 08/28/2014	90349QGL1	50,000,000.00	(50,000,000.00)	0.00	(50,000,000.00)			
08/27/14	08/27/14	WELLS FARGO BANK NA CERT DEPOS DTD 08/27/2014 0.220% 03/03/2015	94988E6Z6	25,000,000.00	(25,000,000.00)	0.00	(25,000,000.00)			
08/27/14	08/27/14	CREDIT AGRICOLE NA COMM PAPER -- 0.000% 08/28/2014	22532CHU1	50,000,000.00	(49,999,875.00)	0.00	(49,999,875.00)			
08/27/14	08/27/14	CREDIT AGRICOLE NA COMM PAPER -- 0.000% 08/28/2014	22532CHU1	12,000,000.00	(11,999,970.00)	0.00	(11,999,970.00)			
08/27/14	08/27/14	TORONTO DOMINION BANK NY CERT DEPOS DTD 08/27/2014 0.140% 10/01/2014	89112UUD1	50,000,000.00	(50,000,000.00)	0.00	(50,000,000.00)			
08/28/14	08/28/14	US BANK NA COMM PAPER DTD 08/28/2014 0.100% 09/08/2014	90349QGX5	30,000,000.00	(30,000,000.00)	0.00	(30,000,000.00)			
08/28/14	08/28/14	US BANK NA COMM PAPER DTD 08/28/2014 0.100% 08/29/2014	90349OGT4	50,000,000.00	(50,000,000.00)	0.00	(50,000,000.00)			
08/28/14	08/28/14	US BANK NA COMM PAPER DTD 08/28/2014 0.100% 08/29/2014	90349OGT4	50,000,000.00	(50,000,000.00)	0.00	(50,000,000.00)			
08/28/14	08/28/14	CREDIT AGRICOLE NORTH AMERICA COMM PAPER -- 0.000% 08/29/2014	22532CHV9	50,000,000.00	(49,999,875.00)	0.00	(49,999,875.00)			
08/28/14	08/28/14	CREDIT AGRICOLE NORTH AMERICA COMM PAPER -- 0.000% 08/29/2014	22532CHV9	7,000,000.00	(6,999,982.50)	0.00	(6,999,982.50)			



Managed Account Security Transactions & Interest

For the Month Ending **August 31, 2014**

SAN BERNARDINO COUNTY - 76990800

Transaction Type		Security Description	CUSIP	Par	Principal Proceeds	Accrued Interest	Total	Realized G/L Cost	Realized G/L Amort Cost	Sale Method
Trade	Settle									
BUY										
08/28/14	08/28/14	CREDIT AGRICOLE NORTH AMERICA COMM PAPER -- 0.000% 08/29/2014	22532CHV9	50,000,000.00	(49,999,875.00)	0.00	(49,999,875.00)			
08/29/14	08/29/14	CREDIT AGRICOLE NORTH AMERICA COMM PAPER -- 0.000% 09/02/2014	22532CJ21	50,000,000.00	(49,999,555.56)	0.00	(49,999,555.56)			
08/29/14	08/29/14	CREDIT AGRICOLE NORTH AMERICA COMM PAPER -- 0.000% 09/02/2014	22532CJ21	33,000,000.00	(32,999,706.67)	0.00	(32,999,706.67)			
08/29/14	08/29/14	US BANK NA COMM PAPER DTD 08/29/2014 0.100% 09/02/2014	90349QGZ0	50,000,000.00	(50,000,000.00)	0.00	(50,000,000.00)			
08/29/14	08/29/14	US BANK NA COMM PAPER DTD 08/29/2014 0.100% 09/02/2014	90349QGZ0	50,000,000.00	(50,000,000.00)	0.00	(50,000,000.00)			
08/29/14	08/29/14	US BANK NA COMM PAPER DTD 08/29/2014 0.100% 09/02/2014	90349QGZ0	50,000,000.00	(50,000,000.00)	0.00	(50,000,000.00)			
Transaction Type Sub-Total				5,438,000,000.00	(5,437,918,130.94)	(18,048.61)	(5,437,936,179.55)			
INTEREST										
08/01/14	08/01/14	FFCB NOTES (FLOAT) DTD 08/01/2012 0.230% 08/01/2014	3133EAB49	50,000,000.00	0.00	29,555.56	29,555.56			
08/08/14	08/08/14	GENERAL ELEC CAP CORP (FLOAT) DTD 02/08/2012 1.034% 02/08/2016	36962G5T7	5,035,000.00	0.00	12,900.30	12,900.30			
08/15/14	08/15/14	US TREASURY NOTES DTD 02/15/2013 0.375% 02/15/2016	912828UM0	25,000,000.00	0.00	46,875.00	46,875.00			
08/15/14	08/15/14	US TREASURY NOTES DTD 02/15/2012 0.250% 02/15/2015	912828SE1	25,000,000.00	0.00	31,250.00	31,250.00			
08/15/14	08/15/14	US TREASURY NOTES DTD 02/15/2013 0.375% 02/15/2016	912828UM0	50,000,000.00	0.00	93,750.00	93,750.00			
08/15/14	08/15/14	US TREASURY NOTES DTD 08/15/2012 0.250% 08/15/2015	912828TK6	50,000,000.00	0.00	62,500.00	62,500.00			
08/17/14	08/17/14	FFCB (FLOATING) NOTES DTD 04/17/2014 0.205% 04/17/2017	3133EDJX1	25,000,000.00	0.00	4,395.97	4,395.97			



Managed Account Security Transactions & Interest

For the Month Ending **August 31, 2014**

SAN BERNARDINO COUNTY - 76990800

Transaction Type		Security Description	CUSIP	Par	Principal Proceeds	Accrued Interest	Total	Realized G/L Cost	Realized G/L Amort Cost	Sale Method
Trade	Settle									
INTEREST										
08/19/14	08/19/14	FHLMC NOTES (CALLED, OMD 08/19/15) DTD 08/19/2013 0.500% 08/19/2014	3134G4ER5	25,000,000.00	0.00	62,500.00	62,500.00			
08/20/14	08/20/14	FREDDIE MAC GLOBAL NOTES DTD 07/26/2011 1.000% 08/20/2014	3134G2UA8	25,000,000.00	0.00	125,000.00	125,000.00			
08/20/14	08/20/14	FREDDIE MAC GLOBAL NOTES DTD 07/26/2011 1.000% 08/20/2014	3134G2UA8	25,000,000.00	0.00	125,000.00	125,000.00			
08/20/14	08/20/14	FREDDIE MAC GLOBAL NOTES DTD 07/26/2011 1.000% 08/20/2014	3134G2UA8	25,000,000.00	0.00	125,000.00	125,000.00			
08/20/14	08/20/14	FREDDIE MAC GLOBAL NOTES DTD 07/26/2011 1.000% 08/20/2014	3134G2UA8	25,000,000.00	0.00	125,000.00	125,000.00			
08/22/14	08/22/14	FHLMC NOTES DTD 01/21/2014 0.875% 02/22/2017	3137EADT3	25,000,000.00	0.00	128,211.81	128,211.81			
08/26/14	08/26/14	FNMA NOTES DTD 07/19/2013 0.625% 08/26/2016	3135G0YE7	50,000,000.00	0.00	156,250.00	156,250.00			
08/27/14	08/27/14	FFCB (FLOATING) NOTES DTD 02/27/2014 0.210% 02/27/2017	3133EDFW7	30,000,000.00	0.00	5,405.63	5,405.63			
08/28/14	08/28/14	FHLMC NOTES (CALLED, OMD 08/28/15) DTD 08/28/2013 0.500% 08/28/2014	3134G4FP8	25,000,000.00	0.00	62,500.00	62,500.00			
08/28/14	08/28/14	FANNIE MAE GLOBAL NOTES DTD 07/20/2012 0.875% 08/28/2017	3135G0MZ3	50,000,000.00	0.00	218,750.00	218,750.00			
08/31/14	08/31/14	STONECASTLE FICA	FICAMF003	0.00	0.00	2,463.97	2,463.97			
08/31/14	08/31/14	US TREASURY NOTES DTD 02/29/2012 0.875% 02/28/2017	912828SJ0	25,000,000.00	0.00	109,375.00	109,375.00			
08/31/14	08/31/14	US TREASURY NOTES DTD 02/29/2012 0.875% 02/28/2017	912828SJ0	25,000,000.00	0.00	109,375.00	109,375.00			
08/31/14	08/31/14	FIDELITY GOVT MM FUND 57	316175108	0.00	0.00	127.41	127.41			
08/31/14	08/31/14	CALIFORNIA ASSET MANAGEMENT PROGRAM	CAMPMF025	0.00	0.00	768.85	768.85			
08/31/14	08/31/14	FEDERATED GOVT OBLIGATIONS FUND	60934N104	0.00	0.00	93.40	93.40			
08/31/14	08/31/14	US TREASURY NOTES DTD 08/31/2012 0.625% 08/31/2017	912828TM2	25,000,000.00	0.00	78,125.00	78,125.00			
Transaction Type Sub-Total				610,035,000.00	0.00	1,715,172.90	1,715,172.90			



Managed Account Security Transactions & Interest

For the Month Ending **August 31, 2014**

SAN BERNARDINO COUNTY - 76990800

Transaction Type		Security Description	CUSIP	Par	Principal Proceeds	Accrued Interest	Total	Realized G/L Cost	Realized G/L Amort Cost	Sale Method
Trade	Settle									
MATURITY										
08/01/14	08/01/14	SVENSKA HANDELSBANKEN NY CERT DEPOS DTD 06/16/2014 0.120% 08/01/2014	86958DCJ9	25,000,000.00	25,000,000.00	3,833.33	25,003,833.33	0.00	0.00	
08/01/14	08/01/14	FFCB NOTES (FLOAT) DTD 08/01/2012 0.230% 08/01/2014	3133EAB49	50,000,000.00	50,000,000.00	0.00	50,000,000.00	0.00	0.00	
08/01/14	08/01/14	CREDIT AGRICOLE NORTH AMERICA COMM PAPER -- 0.000% 08/01/2014	22532CH15	50,000,000.00	50,000,000.00	0.00	50,000,000.00	97.22	0.00	
08/01/14	08/01/14	CREDIT AGRICOLE NORTH AMERICA COMM PAPER -- 0.000% 08/01/2014	22532CH15	50,000,000.00	50,000,000.00	0.00	50,000,000.00	97.22	0.00	
08/01/14	08/01/14	CREDIT AGRICOLE NORTH AMERICA COMM PAPER -- 0.000% 08/01/2014	22532CH15	50,000,000.00	50,000,000.00	0.00	50,000,000.00	97.22	0.00	
08/01/14	08/01/14	BANK OF NOVA SCOTIA HOUSTON CERT DEPOS DTD 01/30/2014 0.210% 08/01/2014	06417HEJ1	25,000,000.00	25,000,000.00	26,687.50	25,026,687.50	0.00	0.00	
08/01/14	08/01/14	BANK OF MONTREAL CHICAGO CERT DEPOS DTD 07/02/2014 0.110% 08/01/2014	06366BD64	25,000,000.00	25,000,000.00	2,291.67	25,002,291.67	0.00	0.00	
08/01/14	08/01/14	TORONTO DOMINION BANK NY CERT DEPOS DTD 06/26/2014 0.110% 08/01/2014	89112UKK6	50,000,000.00	50,000,000.00	5,500.00	50,005,500.00	0.00	0.00	
08/01/14	08/01/14	WELLS FARGO BANK NA CERT DEPOS DTD 02/04/2014 0.200% 08/01/2014	9497P63L0	50,000,000.00	50,000,000.00	49,444.44	50,049,444.44	0.00	0.00	
08/01/14	08/01/14	NORDEA BANK FINLAND NY CERT DEPOS DTD 05/02/2014 0.155% 08/01/2014	65558EM39	25,000,000.00	25,000,000.00	9,795.14	25,009,795.14	0.00	0.00	
08/01/14	08/01/14	US BANK NA COMM PAPER DTD 07/15/2014 0.100% 08/01/2014	90349OBN2	50,000,000.00	50,000,000.00	2,361.11	50,002,361.11	0.00	0.00	
08/01/14	08/01/14	US BANK NA COMM PAPER DTD 07/29/2014 0.100% 08/01/2014	90349QDF7	50,000,000.00	50,000,000.00	416.67	50,000,416.67	0.00	0.00	
08/01/14	08/01/14	US BANK NA COMM PAPER DTD 07/29/2014 0.100% 08/01/2014	90349QDF7	25,000,000.00	25,000,000.00	208.33	25,000,208.33	0.00	0.00	



Managed Account Security Transactions & Interest

For the Month Ending **August 31, 2014**

SAN BERNARDINO COUNTY - 76990800

Transaction Type		Security Description	CUSIP	Par	Principal Proceeds	Accrued Interest	Total	Realized G/L Cost	Realized G/L Amort Cost	Sale Method
Trade	Settle									
MATURITY										
08/04/14	08/04/14	US BANK NA COMM PAPER DTD 07/23/2014 0.100% 08/04/2014	90349QCT8	25,000,000.00	25,000,000.00	833.33	25,000,833.33	0.00	0.00	
08/04/14	08/04/14	CREDIT AGRICOLE NA COMM PAPER -- 0.000% 08/04/2014	22532CH49	50,000,000.00	50,000,000.00	0.00	50,000,000.00	375.00	0.00	
08/04/14	08/04/14	CREDIT AGRICOLE NA COMM PAPER -- 0.000% 08/04/2014	22532CH49	50,000,000.00	50,000,000.00	0.00	50,000,000.00	375.00	0.00	
08/04/14	08/04/14	CREDIT AGRICOLE NA COMM PAPER -- 0.000% 08/04/2014	22532CH49	50,000,000.00	50,000,000.00	0.00	50,000,000.00	375.00	0.00	
08/04/14	08/04/14	CREDIT AGRICOLE NA COMM PAPER -- 0.000% 08/04/2014	22532CH49	50,000,000.00	50,000,000.00	0.00	50,000,000.00	375.00	0.00	
08/04/14	08/04/14	US BANK NA COMM PAPER DTD 07/23/2014 0.100% 08/04/2014	90349QCT8	50,000,000.00	50,000,000.00	1,666.67	50,001,666.67	0.00	0.00	
08/04/14	08/04/14	SOCIETE GENERALE NA COMM PAPER -- 0.000% 08/04/2014	83365SH48	50,000,000.00	50,000,000.00	0.00	50,000,000.00	291.67	0.00	
08/04/14	08/04/14	SOCIETE GENERALE NA COMM PAPER -- 0.000% 08/04/2014	83365SH48	50,000,000.00	50,000,000.00	0.00	50,000,000.00	291.67	0.00	
08/05/14	08/05/14	CREDIT AGRICOLE NA COMM PAPER -- 0.000% 08/05/2014	22532CH56	50,000,000.00	50,000,000.00	0.00	50,000,000.00	125.00	0.00	
08/05/14	08/05/14	CREDIT AGRICOLE NA COMM PAPER -- 0.000% 08/05/2014	22532CH56	50,000,000.00	50,000,000.00	0.00	50,000,000.00	125.00	0.00	
08/05/14	08/05/14	CREDIT AGRICOLE NA COMM PAPER -- 0.000% 08/05/2014	22532CH56	50,000,000.00	50,000,000.00	0.00	50,000,000.00	125.00	0.00	
08/05/14	08/05/14	CREDIT AGRICOLE NA COMM PAPER -- 0.000% 08/05/2014	22532CH56	30,000,000.00	30,000,000.00	0.00	30,000,000.00	75.00	0.00	
08/05/14	08/05/14	SOCIETE GENERALE NA COMM PAPER -- 0.000% 08/05/2014	83365SH55	50,000,000.00	50,000,000.00	0.00	50,000,000.00	97.22	0.00	
08/05/14	08/05/14	SOCIETE GENERALE NA COMM PAPER -- 0.000% 08/05/2014	83365SH55	50,000,000.00	50,000,000.00	0.00	50,000,000.00	97.22	0.00	
08/05/14	08/05/14	SOCIETE GENERALE NA COMM PAPER -- 0.000% 08/05/2014	83365SH55	50,000,000.00	50,000,000.00	0.00	50,000,000.00	97.22	0.00	
08/05/14	08/05/14	SOCIETE GENERALE NA COMM PAPER -- 0.000% 08/05/2014	83365SH55	23,000,000.00	23,000,000.00	0.00	23,000,000.00	44.72	0.00	
08/06/14	08/06/14	CREDIT AGRICOLE NA COMM PAPER -- 0.000% 08/06/2014	22532CH64	50,000,000.00	50,000,000.00	0.00	50,000,000.00	125.00	0.00	



Managed Account Security Transactions & Interest

For the Month Ending **August 31, 2014**

SAN BERNARDINO COUNTY - 76990800

Transaction Type		Security Description	CUSIP	Par	Principal Proceeds	Accrued Interest	Total	Realized G/L Cost	Realized G/L Amort Cost	Sale Method
Trade	Settle									
MATURITY										
08/06/14	08/06/14	CREDIT AGRICOLE NA COMM PAPER -- 0.000% 08/06/2014	22532CH64	50,000,000.00	50,000,000.00	0.00	50,000,000.00	125.00	0.00	
08/06/14	08/06/14	CREDIT AGRICOLE NA COMM PAPER -- 0.000% 08/06/2014	22532CH64	30,000,000.00	30,000,000.00	0.00	30,000,000.00	75.00	0.00	
08/06/14	08/06/14	CREDIT AGRICOLE NA COMM PAPER -- 0.000% 08/06/2014	22532CH64	50,000,000.00	50,000,000.00	0.00	50,000,000.00	125.00	0.00	
08/06/14	08/06/14	SOCIETE GENERALE NA COMM PAPER -- 0.000% 08/06/2014	83365SH63	40,000,000.00	40,000,000.00	0.00	40,000,000.00	77.78	0.00	
08/06/14	08/06/14	SOCIETE GENERALE NA COMM PAPER -- 0.000% 08/06/2014	83365SH63	50,000,000.00	50,000,000.00	0.00	50,000,000.00	97.22	0.00	
08/06/14	08/06/14	SOCIETE GENERALE NA COMM PAPER -- 0.000% 08/06/2014	83365SH63	50,000,000.00	50,000,000.00	0.00	50,000,000.00	97.22	0.00	
08/07/14	08/07/14	SOCIETE GENERALE NA COMM PAPER -- 0.000% 08/07/2014	83365SH71	50,000,000.00	50,000,000.00	0.00	50,000,000.00	97.22	0.00	
08/07/14	08/07/14	SOCIETE GENERALE NA COMM PAPER -- 0.000% 08/07/2014	83365SH71	50,000,000.00	50,000,000.00	0.00	50,000,000.00	97.22	0.00	
08/07/14	08/07/14	CREDIT AGRICOLE NA COMM PAPER -- 0.000% 08/07/2014	22532CH72	50,000,000.00	50,000,000.00	0.00	50,000,000.00	125.00	0.00	
08/07/14	08/07/14	CREDIT AGRICOLE NA COMM PAPER -- 0.000% 08/07/2014	22532CH72	15,000,000.00	15,000,000.00	0.00	15,000,000.00	37.50	0.00	
08/07/14	08/07/14	CREDIT AGRICOLE NA COMM PAPER -- 0.000% 08/07/2014	22532CH72	50,000,000.00	50,000,000.00	0.00	50,000,000.00	125.00	0.00	
08/07/14	08/07/14	CREDIT AGRICOLE NA COMM PAPER -- 0.000% 08/07/2014	22532CH72	50,000,000.00	50,000,000.00	0.00	50,000,000.00	125.00	0.00	
08/07/14	08/07/14	GENERAL ELECTRIC CO COMM PAPER -- 0.000% 08/07/2014	36960MH71	50,000,000.00	50,000,000.00	0.00	50,000,000.00	583.33	0.00	
08/08/14	08/08/14	TORONTO DOMINION BANK NY CERT DEPOS DTD 08/09/2013 0.320% 08/08/2014	89112TFR0	25,000,000.00	25,000,000.00	80,888.89	25,080,888.89	0.00	0.00	
08/08/14	08/08/14	RABOBANK USA FIN CORP COMM PAPER -- 0.000% 08/08/2014	74977LH83	50,000,000.00	50,000,000.00	0.00	50,000,000.00	83.33	0.00	



Managed Account Security Transactions & Interest

For the Month Ending **August 31, 2014**

SAN BERNARDINO COUNTY - 76990800

Transaction Type		Security Description	CUSIP	Par	Principal Proceeds	Accrued Interest	Total	Realized G/L Cost	Realized G/L Amort Cost	Sale Method
Trade	Settle									
MATURITY										
08/08/14	08/08/14	RABOBANK USA FIN CORP COMM PAPER -- 0.000% 08/08/2014	74977LH83	50,000,000.00	50,000,000.00	0.00	50,000,000.00	83.33	0.00	
08/08/14	08/08/14	CREDIT AGRICOLE NA COMM PAPER -- 0.000% 08/08/2014	22532CH80	50,000,000.00	50,000,000.00	0.00	50,000,000.00	125.00	0.00	
08/08/14	08/08/14	CREDIT AGRICOLE NA COMM PAPER -- 0.000% 08/08/2014	22532CH80	50,000,000.00	50,000,000.00	0.00	50,000,000.00	125.00	0.00	
08/08/14	08/08/14	CREDIT AGRICOLE NA COMM PAPER -- 0.000% 08/08/2014	22532CH80	50,000,000.00	50,000,000.00	0.00	50,000,000.00	125.00	0.00	
08/08/14	08/08/14	CREDIT AGRICOLE NA COMM PAPER -- 0.000% 08/08/2014	22532CH80	15,000,000.00	15,000,000.00	0.00	15,000,000.00	37.50	0.00	
08/11/14	08/11/14	CREDIT AGRICOLE NA COMM PAPER -- 0.000% 08/11/2014	22532CHB3	50,000,000.00	50,000,000.00	0.00	50,000,000.00	375.00	0.00	
08/11/14	08/11/14	CREDIT AGRICOLE NA COMM PAPER -- 0.000% 08/11/2014	22532CHB3	50,000,000.00	50,000,000.00	0.00	50,000,000.00	375.00	0.00	
08/11/14	08/11/14	CREDIT AGRICOLE NA COMM PAPER -- 0.000% 08/11/2014	22532CHB3	50,000,000.00	50,000,000.00	0.00	50,000,000.00	375.00	0.00	
08/11/14	08/11/14	CREDIT AGRICOLE NA COMM PAPER -- 0.000% 08/11/2014	22532CHB3	40,000,000.00	40,000,000.00	0.00	40,000,000.00	300.00	0.00	
08/11/14	08/11/14	TORONTO DOMINION BANK NY CERT DEPOS DTD 07/08/2014 0.120% 08/11/2014	89112UMB4	25,000,000.00	25,000,000.00	2,833.33	25,002,833.33	0.00	0.00	
08/11/14	08/11/14	SOCIETE GENERALE NA COMM PAPER -- 0.000% 08/11/2014	83365SHB2	50,000,000.00	50,000,000.00	0.00	50,000,000.00	291.67	0.00	
08/11/14	08/11/14	SOCIETE GENERALE NA COMM PAPER -- 0.000% 08/11/2014	83365SHB2	50,000,000.00	50,000,000.00	0.00	50,000,000.00	291.67	0.00	
08/12/14	08/12/14	SOCIETE GENERALE NA COMM PAPER -- 0.000% 08/12/2014	83365SHC0	50,000,000.00	50,000,000.00	0.00	50,000,000.00	97.22	0.00	
08/12/14	08/12/14	SOCIETE GENERALE NA COMM PAPER -- 0.000% 08/12/2014	83365SHC0	50,000,000.00	50,000,000.00	0.00	50,000,000.00	97.22	0.00	
08/12/14	08/12/14	SOCIETE GENERALE NA COMM PAPER -- 0.000% 08/12/2014	83365SHC0	10,000,000.00	10,000,000.00	0.00	10,000,000.00	19.44	0.00	



Managed Account Security Transactions & Interest

For the Month Ending **August 31, 2014**

SAN BERNARDINO COUNTY - 76990800

Transaction Type		Security Description	CUSIP	Par	Principal Proceeds	Accrued Interest	Total	Realized G/L Cost	Realized G/L Amort Cost	Sale Method
Trade	Settle									
MATURITY										
08/12/14	08/12/14	CREDIT AGRICOLE NORTH AMERICA COMM PAPER -- 0.000% 08/12/2014	22532CHC1	50,000,000.00	50,000,000.00	0.00	50,000,000.00	125.00	0.00	
08/12/14	08/12/14	CREDIT AGRICOLE NORTH AMERICA COMM PAPER -- 0.000% 08/12/2014	22532CHC1	50,000,000.00	50,000,000.00	0.00	50,000,000.00	125.00	0.00	
08/12/14	08/12/14	CREDIT AGRICOLE NORTH AMERICA COMM PAPER -- 0.000% 08/12/2014	22532CHC1	50,000,000.00	50,000,000.00	0.00	50,000,000.00	125.00	0.00	
08/12/14	08/12/14	CREDIT AGRICOLE NORTH AMERICA COMM PAPER -- 0.000% 08/12/2014	22532CHC1	30,000,000.00	30,000,000.00	0.00	30,000,000.00	75.00	0.00	
08/13/14	08/13/14	SOCIETE GENERALE NA COMM PAPER -- 0.000% 08/13/2014	83365SHD8	50,000,000.00	50,000,000.00	0.00	50,000,000.00	111.11	0.00	
08/13/14	08/13/14	SOCIETE GENERALE NA COMM PAPER -- 0.000% 08/13/2014	83365SHD8	50,000,000.00	50,000,000.00	0.00	50,000,000.00	111.11	0.00	
08/13/14	08/13/14	CREDIT AGRICOLE NA COMM PAPER -- 0.000% 08/13/2014	22532CHD9	50,000,000.00	50,000,000.00	0.00	50,000,000.00	125.00	0.00	
08/13/14	08/13/14	CREDIT AGRICOLE NA COMM PAPER -- 0.000% 08/13/2014	22532CHD9	50,000,000.00	50,000,000.00	0.00	50,000,000.00	125.00	0.00	
08/13/14	08/13/14	CREDIT AGRICOLE NA COMM PAPER -- 0.000% 08/13/2014	22532CHD9	50,000,000.00	50,000,000.00	0.00	50,000,000.00	125.00	0.00	
08/13/14	08/13/14	CREDIT AGRICOLE NA COMM PAPER -- 0.000% 08/13/2014	22532CHD9	15,000,000.00	15,000,000.00	0.00	15,000,000.00	37.50	0.00	
08/14/14	08/14/14	SOCIETE GENERALE NA COMM PAPER -- 0.000% 08/14/2014	83365SHE6	50,000,000.00	50,000,000.00	0.00	50,000,000.00	111.11	0.00	
08/14/14	08/14/14	SOCIETE GENERALE NA COMM PAPER -- 0.000% 08/14/2014	83365SHE6	50,000,000.00	50,000,000.00	0.00	50,000,000.00	111.11	0.00	
08/14/14	08/14/14	CREDIT AGRICOLE NORTH AMERICA COMM PAPER -- 0.000% 08/14/2014	22532CHE7	50,000,000.00	50,000,000.00	0.00	50,000,000.00	125.00	0.00	
08/14/14	08/14/14	CREDIT AGRICOLE NORTH AMERICA COMM PAPER -- 0.000% 08/14/2014	22532CHE7	50,000,000.00	50,000,000.00	0.00	50,000,000.00	125.00	0.00	



Managed Account Security Transactions & Interest

For the Month Ending **August 31, 2014**

SAN BERNARDINO COUNTY - 76990800

Transaction Type		Security Description	CUSIP	Par	Principal Proceeds	Accrued Interest	Total	Realized G/L Cost	Realized G/L Amort Cost	Sale Method
Trade	Settle									
MATURITY										
08/14/14	08/14/14	CREDIT AGRICOLE NORTH AMERICA COMM PAPER -- 0.000% 08/14/2014	22532CHE7	50,000,000.00	50,000,000.00	0.00	50,000,000.00	125.00	0.00	
08/14/14	08/14/14	CREDIT AGRICOLE NORTH AMERICA COMM PAPER -- 0.000% 08/14/2014	22532CHE7	20,000,000.00	20,000,000.00	0.00	20,000,000.00	50.00	0.00	
08/15/14	08/15/14	CREDIT AGRICOLE NORTH AMERICA COMM PAPER -- 0.000% 08/15/2014	22532CHF4	25,000,000.00	25,000,000.00	0.00	25,000,000.00	62.50	0.00	
08/15/14	08/15/14	CREDIT AGRICOLE NORTH AMERICA COMM PAPER -- 0.000% 08/15/2014	22532CHF4	50,000,000.00	50,000,000.00	0.00	50,000,000.00	125.00	0.00	
08/15/14	08/15/14	CREDIT AGRICOLE NORTH AMERICA COMM PAPER -- 0.000% 08/15/2014	22532CHF4	50,000,000.00	50,000,000.00	0.00	50,000,000.00	125.00	0.00	
08/15/14	08/15/14	CREDIT AGRICOLE NORTH AMERICA COMM PAPER -- 0.000% 08/15/2014	22532CHF4	50,000,000.00	50,000,000.00	0.00	50,000,000.00	125.00	0.00	
08/15/14	08/15/14	SOCIETE GENERALE NA COMM PAPER -- 0.000% 08/15/2014	83365SHF3	50,000,000.00	50,000,000.00	0.00	50,000,000.00	111.11	0.00	
08/15/14	08/15/14	SOCIETE GENERALE NA COMM PAPER -- 0.000% 08/15/2014	83365SHF3	20,000,000.00	20,000,000.00	0.00	20,000,000.00	44.44	0.00	
08/18/14	08/18/14	SOCIETE GENERALE NA COMM PAPER -- 0.000% 08/18/2014	83365SHJ5	50,000,000.00	50,000,000.00	0.00	50,000,000.00	333.33	0.00	
08/18/14	08/18/14	SOCIETE GENERALE NA COMM PAPER -- 0.000% 08/18/2014	83365SHJ5	20,000,000.00	20,000,000.00	0.00	20,000,000.00	133.33	0.00	
08/18/14	08/18/14	CREDIT AGRICOLE NA COMM PAPER -- 0.000% 08/18/2014	22532CHJ6	50,000,000.00	50,000,000.00	0.00	50,000,000.00	375.00	0.00	
08/18/14	08/18/14	CREDIT AGRICOLE NA COMM PAPER -- 0.000% 08/18/2014	22532CHJ6	50,000,000.00	50,000,000.00	0.00	50,000,000.00	375.00	0.00	
08/18/14	08/18/14	CREDIT AGRICOLE NA COMM PAPER -- 0.000% 08/18/2014	22532CHJ6	50,000,000.00	50,000,000.00	0.00	50,000,000.00	375.00	0.00	
08/18/14	08/18/14	CREDIT AGRICOLE NA COMM PAPER -- 0.000% 08/18/2014	22532CHJ6	25,000,000.00	25,000,000.00	0.00	25,000,000.00	187.50	0.00	



Managed Account Security Transactions & Interest

For the Month Ending **August 31, 2014**

SAN BERNARDINO COUNTY - 76990800

Transaction Type		Security Description	CUSIP	Par	Principal Proceeds	Accrued Interest	Total	Realized G/L Cost	Realized G/L Amort Cost	Sale Method
Trade	Settle									
MATURITY										
08/19/14	08/19/14	CREDIT AGRICOLE NA COMM PAPER -- 0.000% 08/19/2014	22532CHK3	50,000,000.00	50,000,000.00	0.00	50,000,000.00	125.00	0.00	
08/19/14	08/19/14	CREDIT AGRICOLE NA COMM PAPER -- 0.000% 08/19/2014	22532CHK3	50,000,000.00	50,000,000.00	0.00	50,000,000.00	125.00	0.00	
08/19/14	08/19/14	CREDIT AGRICOLE NA COMM PAPER -- 0.000% 08/19/2014	22532CHK3	50,000,000.00	50,000,000.00	0.00	50,000,000.00	125.00	0.00	
08/19/14	08/19/14	FHLMC NOTES (CALLED, OMD 08/19/15) DTD 08/19/2013 0.500% 08/19/2014	3134G4ER5	25,000,000.00	25,000,000.00	0.00	25,000,000.00	0.00	0.00	
08/19/14	08/19/14	SOCIETE GENERALE NA COMM PAPER -- 0.000% 08/19/2014	83365SHK2	50,000,000.00	50,000,000.00	0.00	50,000,000.00	111.11	0.00	
08/19/14	08/19/14	SOCIETE GENERALE NA COMM PAPER -- 0.000% 08/19/2014	83365SHK2	37,000,000.00	37,000,000.00	0.00	37,000,000.00	82.22	0.00	
08/20/14	08/20/14	SOCIETE GENERALE NA COMM PAPER -- 0.000% 08/20/2014	83365SHL0	50,000,000.00	50,000,000.00	0.00	50,000,000.00	111.11	0.00	
08/20/14	08/20/14	CREDIT AGRICOLE NORTH AMERICA COMM PAPER -- 0.000% 08/20/2014	22532CHL1	50,000,000.00	50,000,000.00	0.00	50,000,000.00	125.00	0.00	
08/20/14	08/20/14	CREDIT AGRICOLE NORTH AMERICA COMM PAPER -- 0.000% 08/20/2014	22532CHL1	50,000,000.00	50,000,000.00	0.00	50,000,000.00	125.00	0.00	
08/20/14	08/20/14	CREDIT AGRICOLE NORTH AMERICA COMM PAPER -- 0.000% 08/20/2014	22532CHL1	50,000,000.00	50,000,000.00	0.00	50,000,000.00	125.00	0.00	
08/20/14	08/20/14	CREDIT AGRICOLE NORTH AMERICA COMM PAPER -- 0.000% 08/20/2014	22532CHL1	37,000,000.00	37,000,000.00	0.00	37,000,000.00	92.50	0.00	
08/20/14	08/20/14	FREDDIE MAC GLOBAL NOTES DTD 07/26/2011 1.000% 08/20/2014	3134G2UA8	25,000,000.00	25,000,000.00	0.00	25,000,000.00	(154,750.00)	0.00	
08/20/14	08/20/14	FREDDIE MAC GLOBAL NOTES DTD 07/26/2011 1.000% 08/20/2014	3134G2UA8	25,000,000.00	25,000,000.00	0.00	25,000,000.00	(296,000.00)	0.00	
08/20/14	08/20/14	FREDDIE MAC GLOBAL NOTES DTD 07/26/2011 1.000% 08/20/2014	3134G2UA8	25,000,000.00	25,000,000.00	0.00	25,000,000.00	(332,750.00)	0.00	



Managed Account Security Transactions & Interest

For the Month Ending **August 31, 2014**

SAN BERNARDINO COUNTY - 76990800

Transaction Type		Security Description	CUSIP	Par	Principal Proceeds	Accrued Interest	Total	Realized G/L Cost	Realized G/L Amort Cost	Sale Method
Trade	Settle									
MATURITY										
08/20/14	08/20/14	FREDDIE MAC GLOBAL NOTES DTD 07/26/2011 1.000% 08/20/2014	3134G2UA8	25,000,000.00	25,000,000.00	0.00	25,000,000.00	(332,500.00)	0.00	
08/21/14	08/21/14	CREDIT AGRICOLE NA COMM PAPER -- 0.000% 08/21/2014	22532CHM9	50,000,000.00	50,000,000.00	0.00	50,000,000.00	125.00	0.00	
08/21/14	08/21/14	CREDIT AGRICOLE NA COMM PAPER -- 0.000% 08/21/2014	22532CHM9	50,000,000.00	50,000,000.00	0.00	50,000,000.00	125.00	0.00	
08/21/14	08/21/14	CREDIT AGRICOLE NA COMM PAPER -- 0.000% 08/21/2014	22532CHM9	50,000,000.00	50,000,000.00	0.00	50,000,000.00	125.00	0.00	
08/21/14	08/21/14	CREDIT AGRICOLE NA COMM PAPER -- 0.000% 08/21/2014	22532CHM9	30,000,000.00	30,000,000.00	0.00	30,000,000.00	75.00	0.00	
08/21/14	08/21/14	SOCIETE GENERALE NA COMM PAPER -- 0.000% 08/21/2014	83365SHM8	50,000,000.00	50,000,000.00	0.00	50,000,000.00	111.11	0.00	
08/21/14	08/21/14	SOCIETE GENERALE NA COMM PAPER -- 0.000% 08/21/2014	83365SHM8	30,000,000.00	30,000,000.00	0.00	30,000,000.00	66.67	0.00	
08/22/14	08/22/14	CREDIT AGRICOLE NA COMM PAPER -- 0.000% 08/22/2014	22532CHN7	50,000,000.00	50,000,000.00	0.00	50,000,000.00	125.00	0.00	
08/22/14	08/22/14	CREDIT AGRICOLE NA COMM PAPER -- 0.000% 08/22/2014	22532CHN7	25,000,000.00	25,000,000.00	0.00	25,000,000.00	62.50	0.00	
08/22/14	08/22/14	US BANK NA COMM PAPER DTD 08/21/2014 0.100% 08/22/2014	90349QFW8	50,000,000.00	50,000,000.00	138.89	50,000,138.89	0.00	0.00	
08/22/14	08/22/14	US BANK NA COMM PAPER DTD 08/21/2014 0.100% 08/22/2014	90349QFW8	50,000,000.00	50,000,000.00	138.89	50,000,138.89	0.00	0.00	
08/25/14	08/25/14	US BANK NA COMM PAPER DTD 08/22/2014 0.100% 08/25/2014	90349QFZ1	50,000,000.00	50,000,000.00	416.67	50,000,416.67	0.00	0.00	
08/25/14	08/25/14	US BANK NA COMM PAPER DTD 08/22/2014 0.100% 08/25/2014	90349QFZ1	50,000,000.00	50,000,000.00	416.67	50,000,416.67	0.00	0.00	
08/25/14	08/25/14	CREDIT AGRICOLE NORTH AMERICA COMM PAPER -- 0.000% 08/25/2014	22532CHR8	50,000,000.00	50,000,000.00	0.00	50,000,000.00	375.00	0.00	
08/25/14	08/25/14	CREDIT AGRICOLE NORTH AMERICA COMM PAPER -- 0.000% 08/25/2014	22532CHR8	25,000,000.00	25,000,000.00	0.00	25,000,000.00	187.50	0.00	
08/26/14	08/26/14	US BANK NA COMM PAPER DTD 08/25/2014 0.100% 08/26/2014	90349OGD9	50,000,000.00	50,000,000.00	138.89	50,000,138.89	0.00	0.00	



Managed Account Security Transactions & Interest

For the Month Ending **August 31, 2014**

SAN BERNARDINO COUNTY - 76990800

Transaction Type		Security Description	CUSIP	Par	Principal Proceeds	Accrued Interest	Total	Realized G/L Cost	Realized G/L Amort Cost	Sale Method
Trade	Settle									
MATURITY										
08/26/14	08/26/14	US BANK NA COMM PAPER DTD 08/25/2014 0.100% 08/26/2014	90349QGD9	50,000,000.00	50,000,000.00	138.89	50,000,138.89	0.00	0.00	
08/26/14	08/26/14	US BANK NA COMM PAPER DTD 08/25/2014 0.100% 08/26/2014	90349QGD9	42,000,000.00	42,000,000.00	116.67	42,000,116.67	0.00	0.00	
08/27/14	08/27/14	US BANK NA COMM PAPER DTD 08/26/2014 0.100% 08/27/2014	90349QJ6	50,000,000.00	50,000,000.00	138.89	50,000,138.89	0.00	0.00	
08/27/14	08/27/14	US BANK NA COMM PAPER DTD 08/26/2014 0.100% 08/27/2014	90349QJ6	50,000,000.00	50,000,000.00	138.89	50,000,138.89	0.00	0.00	
08/27/14	08/27/14	US BANK NA COMM PAPER DTD 08/26/2014 0.100% 08/27/2014	90349QJ6	42,000,000.00	42,000,000.00	116.67	42,000,116.67	0.00	0.00	
08/28/14	08/28/14	US BANK NA COMM PAPER DTD 08/27/2014 0.100% 08/28/2014	90349QGL1	50,000,000.00	50,000,000.00	138.89	50,000,138.89	0.00	0.00	
08/28/14	08/28/14	US BANK NA COMM PAPER DTD 08/27/2014 0.100% 08/28/2014	90349QGL1	50,000,000.00	50,000,000.00	138.89	50,000,138.89	0.00	0.00	
08/28/14	08/28/14	CREDIT AGRICOLE NA COMM PAPER -- 0.000% 08/28/2014	22532CHU1	50,000,000.00	50,000,000.00	0.00	50,000,000.00	125.00	0.00	
08/28/14	08/28/14	CREDIT AGRICOLE NA COMM PAPER -- 0.000% 08/28/2014	22532CHU1	12,000,000.00	12,000,000.00	0.00	12,000,000.00	30.00	0.00	
08/28/14	08/28/14	FHLMC NOTES (CALLED, OMD 08/28/15) DTD 08/28/2013 0.500% 08/28/2014	3134G4FP8	25,000,000.00	25,000,000.00	0.00	25,000,000.00	15,000.00	0.00	
08/29/14	08/29/14	CREDIT AGRICOLE NORTH AMERICA COMM PAPER -- 0.000% 08/29/2014	22532CHV9	50,000,000.00	50,000,000.00	0.00	50,000,000.00	125.00	0.00	
08/29/14	08/29/14	CREDIT AGRICOLE NORTH AMERICA COMM PAPER -- 0.000% 08/29/2014	22532CHV9	50,000,000.00	50,000,000.00	0.00	50,000,000.00	125.00	0.00	
08/29/14	08/29/14	CREDIT AGRICOLE NORTH AMERICA COMM PAPER -- 0.000% 08/29/2014	22532CHV9	7,000,000.00	7,000,000.00	0.00	7,000,000.00	17.50	0.00	
08/29/14	08/29/14	US BANK NA COMM PAPER DTD 08/28/2014 0.100% 08/29/2014	90349QGT4	50,000,000.00	50,000,000.00	138.89	50,000,138.89	0.00	0.00	
08/29/14	08/29/14	US BANK NA COMM PAPER DTD 08/28/2014 0.100% 08/29/2014	90349QGT4	50,000,000.00	50,000,000.00	138.89	50,000,138.89	0.00	0.00	



Managed Account Security Transactions & Interest

For the Month Ending **August 31, 2014**

SAN BERNARDINO COUNTY - 76990800

Transaction Type		Security Description	CUSIP	Par	Principal Proceeds	Accrued Interest	Total	Realized G/L Cost	Realized G/L Amort Cost	Sale Method
Trade	Settle									
Transaction Type Sub-Total				5,695,000,000.00	5,695,000,000.00	189,215.99	5,695,189,215.99	(1,086,073.38)	0.00	
Managed Account Sub-Total					257,081,869.06	1,886,340.28	258,968,209.34	(1,086,073.38)	0.00	
Total Security Transactions					\$257,081,869.06	\$1,886,340.28	\$258,968,209.34	(\$1,086,073.38)	\$0.00	