



Customer Service
PO Box 11813
Harrisburg, PA 17108-1813

ACCOUNT STATEMENT

For the Month Ending
February 28, 2013

SAN BERNARDINO COUNTY

Client Management Team

Kenneth Schiebel, CFA

Managing Director
One Keystone Plaza, Suite 300
Harrisburg, PA 17101
717-232-2723
schiebelk@pfm.com

Danny A. Nelson

Senior Managing Consultant
222 North LaSalle, Suite 910
Chicago, IL 60601
312-523-2434
nelsond@pfm.com

Contents

Cover/Disclosures
Summary Statement
Individual Accounts

Accounts included in Statement

76990800 SAN BERNARDINO COUNTY

SAN BERNARDINO COUNTY
JOHN JOHNSON
172 WEST THIRD STREET
1ST FLOOR
SAN BERNARDINO, CA 92415

Online Access <http://www.pfm.com>

Customer Service 1-717-232-2723

**Important Disclosures****Important Disclosures**

This statement is for general information purposes only and is not intended to provide specific advice or recommendations. PFM Asset Management LLC ("PFM") is an investment advisor registered with the Securities and Exchange Commission, and is required to maintain a written disclosure statement of our background and business experience. If you would like to receive a copy of our current disclosure statement, please contact Service Operations at the address below.

Proxy Voting PFM does not normally receive proxies to vote on behalf of its clients. However, it does on occasion receive consent requests. In the event a consent request is received the portfolio manager contacts the client and then proceeds according to their instructions. PFM's Proxy Voting Policy is available upon request by contacting Service Operations at the address below.

Questions About an Account PFM's monthly statement is intended to detail our investment advisory activity as well as the activity of any accounts held by clients in pools that are managed by PFM. The custodian bank maintains the control of assets and executes (i.e., settles) all investment transactions. The custodian statement is the official record of security and cash holdings and transactions. PFM recognizes that clients may use these reports to facilitate record keeping; therefore the custodian bank statement and the PFM statement should be reconciled and differences resolved. Many custodians use a settlement date basis which may result in the need to reconcile due to a timing difference.

Account Control PFM does not have the authority to withdraw funds from or deposit funds to the custodian. Our clients retain responsibility for their internal accounting policies; implementing and enforcing internal controls and generating ledger entries or otherwise recording transactions.

Market Value Generally, PFM's market prices are derived from closing bid prices as of the last business day of the month as supplied by Interactive Data, Bloomberg or Telerate. Where prices are not available from generally recognized sources the securities are priced using a yield-based matrix system to arrive at an estimated market value. Prices that fall between data points are interpolated. Non-negotiable FDIC-insured bank certificates of deposit are priced at par. Although PFM believes the prices to be reliable, the values of the securities do not always represent the prices at which the securities could have been bought or sold. Explanation of the valuation methods for money market and TERM funds is contained in the appropriate fund information statement.

Amortized Cost The original cost of the principal of the security is adjusted for the amount of the periodic reduction of any discount or premium from the purchase date until the date of the report. Discount or premium with respect to short term securities (those with less than one year to maturity at time of issuance) is amortized on a straightline basis. Such discount or premium with respect to longer term securities is amortized using the constant yield basis.

Tax Reporting Cost data and realized gains / losses are provided for informational purposes only. Please review for accuracy and consult your tax advisor to determine the tax consequences of your security transactions. PFM does not report such information to the IRS or other taxing authorities and is not responsible for the accuracy of such information that may be required to be reported to federal, state or other taxing authorities.

Financial Situation In order to better serve you, PFM should be promptly notified of any material change in your investment objective or financial situation.

Callable Securities Securities subject to redemption prior to maturity may be redeemed in whole or in part before maturity, which could affect the yield represented.

Portfolio The securities in this portfolio, including shares of mutual funds, are not guaranteed or otherwise protected by PFM, the FDIC (except for certain non-negotiable certificates of deposit) or any government agency. Investment in securities involves risks, including the possible loss of the amount invested.

Rating Information provided for ratings is based upon a good faith inquiry of selected sources, but its accuracy and completeness cannot be guaranteed. Shares of some money market and TERM funds are marketed through representatives of PFM's wholly owned subsidiary, PFM Fund Distributors, Inc. PFM Fund Distributors, Inc. is registered with the SEC as a broker/dealer and is a member of the Financial Industry Regulatory Authority ("FINRA") and the Municipal Securities Rulemaking Board ("MSRB"). You may reach the FINRA by calling the FINRA Regulator Public Disclosure Hotline at 1-888-289-9999 or at the FINRA Regulation Internet website address www.nasd.com. A brochure describing the FINRA Regulation Public Disclosure Program is also available from the FINRA upon request.

Key Terms and Definitions

Dividends on money market funds consist of interest earned, plus any discount ratably amortized to the date of maturity, plus all realized gains and losses on the sale of securities prior to maturity, less ratable amortization of any premium and all accrued expenses to the fund. Dividends are accrued daily and may be paid either monthly or quarterly. The monthly earnings on this statement represent the estimated dividend accrued for the month for any program that distributes earnings on a quarterly basis. There is no guarantee that the estimated amount will be paid on the actual distribution date.

Current Yield is the net change, exclusive of capital changes and income other than investment income, in the value of a hypothetical fund account with a balance of one share over the seven-day base period including the statement date, expressed as a percentage of the value of one share (normally \$1.00 per share) at the beginning of the seven-day period. This resulting net change in account value is then annualized by multiplying it by 365 and dividing the result by 7. The yields quoted should not be considered a representation of the yield of the fund in the future, since the yield is not fixed.

Average maturity represents the average maturity of all securities and investments of a portfolio, determined by multiplying the par or principal value of each security or investment by its maturity (days or years), summing the products, and dividing the sum by the total principal value of the portfolio. The stated maturity date of mortgage backed or callable securities are used in this statement. However the actual maturity of these securities could vary depending on the level or prepayments on the underlying mortgages or whether a callable security has or is still able to be called.

Monthly distribution yield represents the net change in the value of one share (normally \$1.00 per share) resulting from all dividends declared during the month by a fund expressed as a percentage of the value of one share at the beginning of the month. This resulting net change is then annualized by multiplying it by 365 and dividing it by the number of calendar days in the month.

YTM at Cost The yield to maturity at cost is the expected rate of return, based on the original cost, the annual interest receipts, maturity value and the time period from purchase date to maturity, stated as a percentage, on an annualized basis.

YTM at Market The yield to maturity at market is the rate of return, based on the current market value, the annual interest receipts, maturity value and the time period remaining until maturity, stated as a percentage, on an annualized basis.

Managed Account A portfolio of investments managed discretely by PFM according to the client's specific investment policy and requirements. The investments are directly owned by the client and held by the client's custodian.

Unsettled Trade A trade which has been executed however the final consummation of the security transaction and payment has not yet taken place.

Please review the detail pages of this statement carefully. If you think your statement is wrong, missing account information, or if you need more information about a transaction, please contact PFM within 60 days of receipt. If you have other concerns or questions regarding your account you should contact a member of your client management team or PFM Service Operations at the address below.

PFM Asset Management LLC
Attn: Service Operations
One Keystone Plaza, Suite 300
N. Front & Market Sts
Harrisburg, PA 17101



Account Statement

For the Month Ending **February 28, 2013**

Consolidated Summary Statement

SAN BERNARDINO COUNTY

Portfolio Summary

Portfolio Holdings	Cash Dividends and Income	Closing Market Value
PFM Managed Account	(359,761.80)	3,987,398,559.19
Cash Balance	0.00	413,732,526.22
Total	(\$359,761.80)	\$4,401,131,085.41

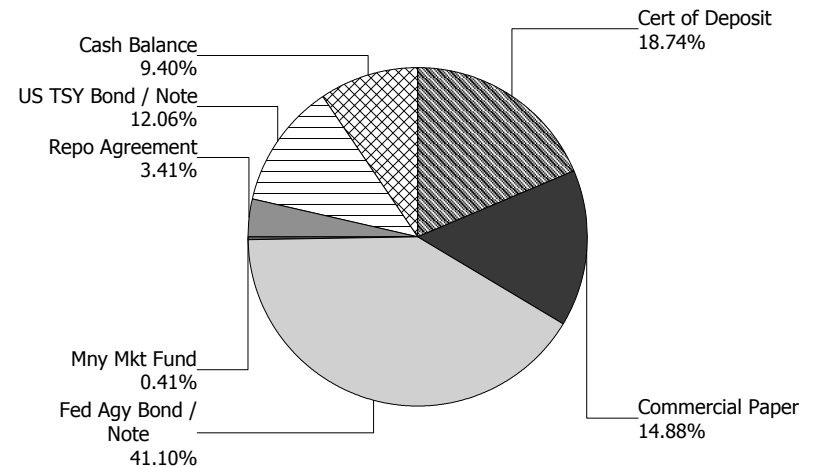
Investment Allocation

Investment Type	Closing Market Value	Percent
Certificate of Deposit	824,948,477.50	18.74
Commercial Paper	654,963,125.00	14.88
Federal Agency Bond / Note	1,808,703,286.79	41.10
Money Market Fund	18,000,000.00	0.41
Repurchase Agreement	149,999,473.00	3.41
U.S. Treasury Bond / Note	530,784,196.90	12.06
Cash Balance	413,732,526.22	9.40
Total	\$4,401,131,085.41	100.00%

Maturity Distribution (Fixed Income Holdings)

Portfolio Holdings	Closing Market Value	Percent
Under 30 days	1,296,752,409.47	29.47
31 to 60 days	365,025,137.25	8.29
61 to 90 days	174,859,999.45	3.97
91 to 180 days	500,716,920.36	11.38
181 days to 1 year	705,189,286.06	16.02
1 to 2 years	584,522,636.90	13.28
2 to 3 years	276,214,000.00	6.28
3 to 4 years	325,828,300.00	7.40
4 to 5 years	172,022,395.92	3.91
Over 5 years	0.00	0.00
Total	\$4,401,131,085.41	100.00%

Sector Allocation



Weighted Average Days to Maturity 354



Managed Account Summary Statement

For the Month Ending February 28, 2013

SAN BERNARDINO COUNTY - 76990800

Transaction Summary - Managed Account

Opening Market Value	\$4,151,467,557.70
Maturities/Calls	(5,768,000,000.00)
Principal Dispositions	(7,000,000.00)
Principal Acquisitions	5,610,931,033.90
Unsettled Trades	0.00
Change in Current Value	(32.41)
Closing Market Value	\$3,987,398,559.19

Cash Transactions Summary - Managed Account

Maturities/Calls	5,768,105,334.69
Sale Proceeds	7,000,000.00
Coupon/Interest/Dividend Income	3,098,120.37
Principal Payments	0.00
Security Purchases	(5,660,931,033.90)
Net Cash Contribution	(117,272,421.16)
Reconciling Transactions	0.00

Earnings Reconciliation (Cash Basis) - Managed Account

Interest/Dividends/Coupons Received	3,203,455.06
Less Purchased Interest Related to Interest/Coupons	0.00
Plus Net Realized Gains/Losses	(3,563,216.86)
Total Cash Basis Earnings	(\$359,761.80)

Cash Balance

Closing Cash Balance \$0.00

Earnings Reconciliation (Accrual Basis)

	Total
Ending Amortized Value of Securities	3,979,631,715.11
Ending Accrued Interest	6,638,045.65
Plus Proceeds from Sales	7,000,000.00
Plus Proceeds of Maturities/Calls/Principal Payments	5,768,105,334.69
Plus Coupons/Dividends Received	3,098,120.37
Less Cost of New Purchases	(5,610,931,033.90)
Less Beginning Amortized Value of Securities	(4,144,509,130.10)
Less Beginning Accrued Interest	(7,491,856.67)
Total Accrual Basis Earnings	\$1,541,195.15



Portfolio Summary and Statistics

For the Month Ending **February 28, 2013**

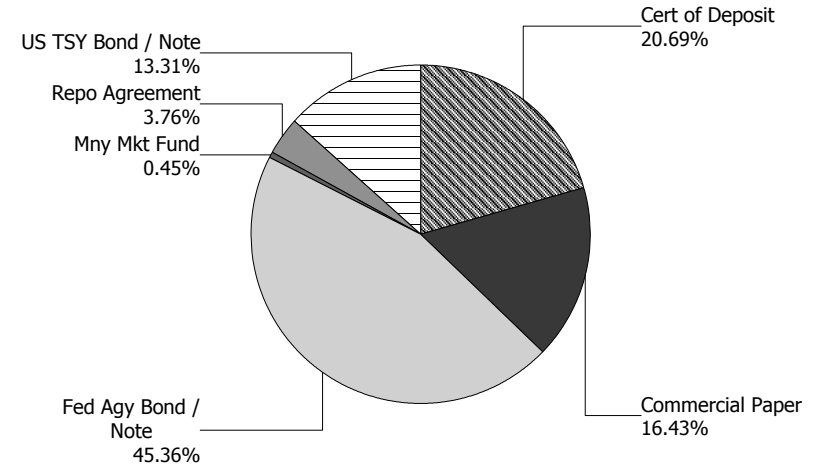
SAN BERNARDINO COUNTY - 76990800

Account Summary

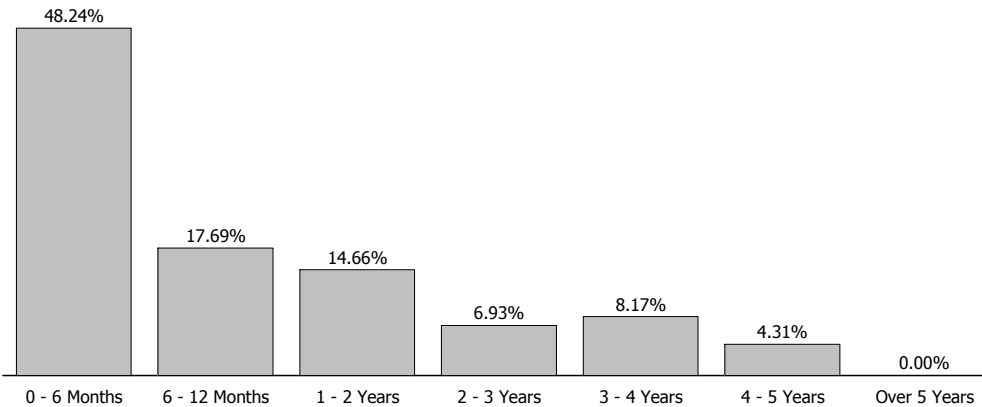
Description	Par Value	Market Value	Percent
U.S. Treasury Bond / Note	525,000,000.00	530,784,196.90	13.31
Repurchase Agreement	150,000,000.00	149,999,473.00	3.76
Money Market Fund	18,000,000.00	18,000,000.00	0.45
Federal Agency Bond / Note	1,793,000,000.00	1,808,703,286.79	45.36
Commercial Paper	655,000,000.00	654,963,125.00	16.43
Certificate of Deposit	825,000,000.00	824,948,477.50	20.69
Managed Account Sub-Total	3,966,000,000.00	3,987,398,559.19	100.00%
Accrued Interest		6,638,045.65	
Total Portfolio	3,966,000,000.00	3,994,036,604.84	

Unsettled Trades **0.00** **0.00**

Sector Allocation



Maturity Distribution



Characteristics

Yield to Maturity at Cost	0.47%
Yield to Maturity at Market	0.27%
Duration to Worst	0.95
Weighted Average Days to Maturity	391



Managed Account Issuer Summary

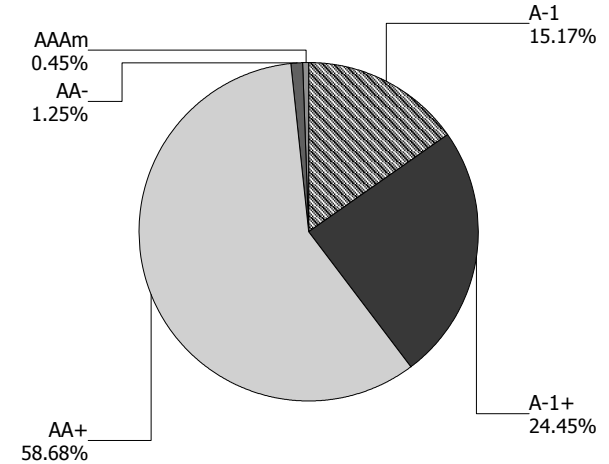
For the Month Ending February 28, 2013

SAN BERNARDINO COUNTY - 76990800

Issuer Summary

Issuer	Market Value of Holdings	Percent
BANK OF MONTREAL	149,974,749.75	3.76
BANK OF NOVA SCOTIA	124,937,507.50	3.13
BNP PARIBAS	179,999,280.00	4.51
COMMONWEALTH BANK OF AUSTRALIA	74,991,340.00	1.88
FANNIE MAE	635,978,960.56	15.95
FEDERAL FARM CREDIT BANKS	125,063,441.95	3.14
FEDERAL HOME LOAN BANKS	260,681,369.28	6.54
FEDERATED INVESTORS INC	1,000,000.00	0.03
FIDELITY INSTITUTIONAL FUND	3,000,000.00	0.08
FREDDIE MAC	786,979,515.00	19.74
GENERAL ELECTRIC CO	134,994,230.00	3.39
GOLDMAN SACHS GROUP INC	149,999,473.00	3.76
GOLDMAN SACHS MM FUND	14,000,000.00	0.35
NORDEA BANK AB	149,997,257.50	3.76
ROYAL BANK OF CANADA	74,987,600.00	1.88
SVENSKA HANDELSBANKEN	100,002,340.25	2.51
TORONTO-DOMINION BANK	100,060,673.50	2.51
TOYOTA MOTOR CORP	124,987,350.00	3.13
UNITED STATES TREASURY	530,784,196.90	13.31
US BANCORP	139,987,640.00	3.51
WESTPAC BANKING CORP NY	124,991,634.00	3.13
Total	\$3,987,398,559.19	100.00%

Credit Quality (S&P Ratings)





Managed Account Detail of Securities Held

For the Month Ending **February 28, 2013**

SAN BERNARDINO COUNTY - 76990800

Security Type/Description Dated Date/Coupon/Maturity	CUSIP	Par	S&P Rating	Moody's Rating	Trade Date	Settle Date	Original Cost	YTM at Cost	Accrued Interest	Amortized Cost	Market Value
U.S. Treasury Bond / Note											
US TREASURY NOTES DTD 03/15/2010 1.375% 03/15/2013	912828MT4	25,000,000.00	AA+	Aaa	01/05/11	01/06/11	25,310,546.88	0.80	158,580.80	25,005,528.00	25,010,750.00
US TREASURY NOTES DTD 06/15/2010 1.125% 06/15/2013	912828NH9	25,000,000.00	AA+	Aaa	03/28/11	03/29/11	25,117,187.50	0.91	58,722.53	25,015,542.25	25,072,275.00
US TREASURY NOTES DTD 06/15/2010 1.125% 06/15/2013	912828NH9	25,000,000.00	AA+	Aaa	03/29/11	03/30/11	25,109,375.00	0.92	58,722.53	25,014,526.50	25,072,275.00
US TREASURY NOTES DTD 07/15/2010 1.000% 07/15/2013	912828NN6	25,000,000.00	AA+	Aaa	04/05/11	04/06/11	25,028,320.31	0.95	31,077.35	25,004,725.75	25,080,075.00
US TREASURY NOTES DTD 07/15/2010 1.000% 07/15/2013	912828NN6	25,000,000.00	AA+	Aaa	04/06/11	04/07/11	25,000,000.00	1.00	31,077.35	25,000,000.00	25,080,075.00
US TREASURY NOTES DTD 02/15/2011 1.250% 02/15/2014	912828QH6	50,000,000.00	AA+	Aaa	07/02/12	07/03/12	50,763,671.88	0.30	24,171.27	50,454,158.50	50,513,650.00
US TREASURY NOTES DTD 06/30/2009 2.625% 06/30/2014	912828KY5	50,000,000.00	AA+	Aaa	03/20/12	03/21/12	52,464,843.75	0.45	217,541.44	51,447,036.50	51,605,450.00
US TREASURY NOTES DTD 07/02/2012 0.250% 06/30/2014	912828TA8	50,000,000.00	AA+	Aaa	11/23/12	11/26/12	49,988,281.25	0.26	20,718.23	49,990,200.00	50,029,296.90
US TREASURY N/B DTD 07/31/2012 0.125% 07/31/2014	912828TF7	25,000,000.00	AA+	Aaa	11/01/12	11/02/12	24,935,546.88	0.27	2,503.45	24,947,522.75	24,970,700.00
US TREASURY N/B DTD 08/15/2012 0.250% 08/15/2015	912828TK6	50,000,000.00	AA+	Aaa	08/17/12	08/20/12	49,759,765.63	0.41	4,834.25	49,801,795.50	49,941,400.00
US TREASURY NOTES DTD 10/15/2012 0.250% 10/15/2015	912828TT7	25,000,000.00	AA+	Aaa	10/18/12	10/19/12	24,884,765.63	0.41	23,523.35	24,898,781.50	24,960,950.00
US TREASURY NOTES DTD 01/31/2011 2.000% 01/31/2016	912828PS3	25,000,000.00	AA+	Aaa	10/23/12	10/24/12	26,249,023.44	0.46	40,055.25	26,116,551.75	26,195,300.00
US TREASURY NOTES DTD 08/01/2011 1.500% 07/31/2016	912828OX1	25,000,000.00	AA+	Aaa	10/17/12	10/18/12	25,887,695.31	0.55	30,041.44	25,802,836.25	25,900,400.00
US TREASURY N/B DTD 01/03/2012 0.875% 12/31/2016	912828RX0	50,000,000.00	AA+	Aaa	02/07/12	02/08/12	50,214,843.75	0.79	72,513.81	50,169,104.00	50,675,800.00



Managed Account Detail of Securities Held

For the Month Ending February 28, 2013

SAN BERNARDINO COUNTY - 76990800

Security Type/Description Dated Date/Coupon/Maturity	CUSIP	Par	S&P Rating	Moody's Rating	Trade Date	Settle Date	Original Cost	YTM at Cost	Accrued Interest	Amortized Cost	Market Value
U.S. Treasury Bond / Note											
US TREASURY N/B DTD 01/03/2012 0.875% 12/31/2016	912828RX0	50,000,000.00	AA+	Aaa	02/08/12	02/09/12	50,203,125.00	0.79	72,513.81	50,159,977.00	50,675,800.00
Security Type Sub-Total		525,000,000.00					530,916,992.21	0.58	846,596.86	528,828,286.25	530,784,196.90
Repurchase Agreement											
GOLDMAN SACHS & CO REPO AGRMT DTD 02/28/2013 0.170% 03/01/2013	RE0962366	50,000,000.00	A-1	P-1	02/28/13	02/28/13	50,000,000.00	0.17	236.11	50,000,000.00	49,999,806.00
GOLDMAN SACHS & CO REPO AGRMT DTD 12/07/2012 0.180% 03/01/2013	RE0961319	100,000,000.00	A-1	P-1	12/06/12	12/07/12	100,000,000.00	0.18	42,000.00	100,000,000.00	99,999,667.00
Security Type Sub-Total		150,000,000.00					150,000,000.00	0.18	42,236.11	150,000,000.00	149,999,473.00
Money Market Fund											
FEDERATED GOVT OBLIGATIONS FUND	60934N104	1,000,000.00	AAAm	Aaa	12/29/11	12/29/11	1,000,000.00	0.02	0.00	1,000,000.00	1,000,000.00
FIDELITY GOV'T MM FUND 57	316175108	3,000,000.00	AAAm	Aaa	07/30/12	07/30/12	3,000,000.00	0.02	0.00	3,000,000.00	3,000,000.00
GOLDMAN FS GOVERNMENT MM FUND	38141W273	14,000,000.00	AAAm	Aaa	12/10/12	12/10/12	14,000,000.00	0.02	0.00	14,000,000.00	14,000,000.00
Security Type Sub-Total		18,000,000.00					18,000,000.00	0.02	0.00	18,000,000.00	18,000,000.00
Federal Agency Bond / Note											
FHLMC NOTES DTD 02/04/2011 0.750% 03/28/2013	3137EACS6	25,000,000.00	AA+	Aaa	02/04/11	02/07/11	24,881,750.00	0.97	79,687.50	24,995,824.25	25,011,250.00
FHLB BONDS (FLOATING) DTD 10/13/2011 0.340% 04/12/2013	313375ZY6	25,000,000.00	AA+	Aaa	10/13/11	10/14/11	24,997,500.00	0.08	11,437.50	24,999,754.75	25,005,925.00
FFCB BONDS DTD 04/15/2010 1.875% 04/15/2013	31331JKS1	25,000,000.00	AA+	Aaa	04/19/10	04/20/10	25,118,100.00	1.71	177,083.33	25,004,938.00	25,052,350.00
FFCB NOTES DTD 05/23/2011 0.600% 05/23/2013	31331KLR9	24,850,000.00	AA+	Aaa	10/11/11	10/12/11	24,916,101.00	0.43	40,588.33	24,859,353.79	24,872,041.95
FHLMC FLOATING NOTES DTD 06/17/2011 0.152% 06/17/2013	3134G2MJ8	50,000,000.00	AA+	Aaa	06/09/11	06/17/11	49,949,405.00	0.19	2,528.34	49,988,536.00	50,016,500.00



Managed Account Detail of Securities Held

For the Month Ending **February 28, 2013**

SAN BERNARDINO COUNTY - 76990800

Security Type/Description Dated Date/Coupon/Maturity	CUSIP	Par	S&P Rating	Moody's Rating	Trade Date	Settle Date	Original Cost	YTM at Cost	Accrued Interest	Amortized Cost	Market Value
Federal Agency Bond / Note											
FNMA GLOBAL NOTES DTD 05/21/2010 1.500% 06/26/2013	31398AT44	25,000,000.00	AA+	Aaa	02/02/11	02/03/11	25,307,750.00	0.98	67,708.33	25,041,400.50	25,109,325.00
FHLB NOTES DTD 11/08/2010 0.500% 06/26/2013	313371PM2	40,565,000.00	AA+	Aaa	01/12/11	01/13/11	40,075,786.10	1.00	36,621.18	40,500,667.16	40,610,311.11
FHLB NOTES DTD 06/29/2012 0.250% 07/01/2013	313379YQ6	25,000,000.00	AA+	Aaa	06/27/12	06/29/12	24,991,550.00	0.28	10,416.67	24,997,197.00	25,008,325.00
FHLMC GLOBAL REFERENCE NOTES DTD 07/18/2003 4.500% 07/15/2013	3134A4TZ7	25,000,000.00	AA+	Aaa	06/28/11	06/29/11	26,966,500.00	0.62	143,750.00	25,359,762.75	25,408,300.00
FNMA GLOBAL NOTES (EX-CALLABLE) DTD 07/14/2003 4.375% 07/17/2013	31359MSL8	13,500,000.00	AA+	Aaa	01/24/11	01/25/11	14,607,270.00	1.01	72,187.50	13,670,519.85	13,713,232.50
FNMA GLOBAL NOTES (EX-CALLABLE) DTD 07/14/2003 4.375% 07/17/2013	31359MSL8	19,950,000.00	AA+	Aaa	01/20/11	01/21/11	21,609,840.00	0.98	106,677.08	20,204,405.79	20,265,110.25
FNMA NOTES DTD 06/17/2011 0.500% 08/09/2013	3135G0BR3	12,500,000.00	AA+	Aaa	07/05/11	07/06/11	12,477,125.00	0.59	3,819.44	12,495,176.63	12,518,837.50
FNMA NOTES DTD 06/17/2011 0.500% 08/09/2013	3135G0BR3	12,500,000.00	AA+	Aaa	07/05/11	07/06/11	12,479,125.00	0.58	3,819.44	12,495,598.63	12,518,837.50
FNMA NOTES DTD 07/09/2010 1.250% 08/20/2013	31398AX31	50,000,000.00	AA+	Aaa	02/01/11	02/02/11	50,324,000.00	0.99	19,097.22	50,060,266.50	50,247,700.00
FHLMC NOTES (FLOATING) DTD 09/01/2011 0.370% 09/03/2013	3134G2B50	25,000,000.00	AA+	Aaa	08/29/11	09/01/11	24,987,250.00	0.35	23,256.94	24,999,345.00	25,028,300.00
FHLMC NOTES (FLOATING) DTD 09/12/2011 0.350% 09/12/2013	3134G2K43	25,000,000.00	AA+	Aaa	09/12/11	09/13/11	24,982,250.00	0.34	19,715.28	24,996,867.75	25,026,875.00
FHLMC NOTES (FLOATING) DTD 09/12/2011 0.350% 09/12/2013	3134G2K43	25,000,000.00	AA+	Aaa	12/06/11	12/07/11	24,986,500.00	0.33	19,715.28	24,996,536.00	25,026,875.00
FHLB NOTES TAP ISSUE DTD 08/09/2010 1.000% 09/13/2013	313370LB2	25,000,000.00	AA+	Aaa	10/26/10	10/27/10	25,195,250.00	0.73	116,666.67	25,036,497.00	25,108,675.00
FHLB NOTES TAP ISSUE DTD 08/09/2010 1.000% 09/13/2013	313370LB2	25,000,000.00	AA+	Aaa	11/02/10	11/03/10	25,261,750.00	0.63	116,666.67	25,049,153.00	25,108,675.00



Managed Account Detail of Securities Held

For the Month Ending **February 28, 2013**

SAN BERNARDINO COUNTY - 76990800

Security Type/Description Dated Date/Coupon/Maturity	CUSIP	Par	S&P Rating	Moody's Rating	Trade Date	Settle Date	Original Cost	YTM at Cost	Accrued Interest	Amortized Cost	Market Value
Federal Agency Bond / Note											
FHLB NOTES TAP ISSUE DTD 08/09/2010 1.000% 09/13/2013	313370LB2	25,000,000.00	AA+	Aaa	11/02/10	11/03/10	25,261,775.00	0.63	116,666.67	25,049,157.75	25,108,675.00
FHLB NOTES TAP ISSUE DTD 08/09/2010 1.000% 09/13/2013	313370LB2	25,000,000.00	AA+	Aaa	11/02/10	11/03/10	25,261,780.25	0.63	116,666.67	25,049,158.75	25,108,675.00
FHLB NOTES TAP ISSUE DTD 08/09/2010 1.000% 09/13/2013	313370LB2	25,000,000.00	AA+	Aaa	11/10/10	11/12/10	25,159,475.00	0.77	116,666.67	25,030,262.75	25,108,675.00
FNMA NOTES (EX-CALLABLE) DTD 09/17/2010 1.125% 09/17/2013	31398A3L4	1,980,000.00	AA+	Aaa	09/21/10	09/22/10	1,979,901.00	1.13	10,147.50	1,979,981.86	1,990,090.08
FNMA NOTES (EX-CALLABLE) DTD 09/17/2010 1.125% 09/17/2013	31398A3L4	12,500,000.00	AA+	Aaa	09/21/10	09/22/10	12,499,750.00	1.13	64,062.50	12,499,954.75	12,563,700.00
FNMA NOTES (EX-CALLABLE) DTD 09/17/2010 1.125% 09/17/2013	31398A3L4	12,500,000.00	AA+	Aaa	09/21/10	09/22/10	12,499,750.00	1.13	64,062.50	12,499,954.75	12,563,700.00
FHLMC GLOBAL REFERENCE NOTES DTD 08/20/2008 4.125% 09/27/2013	3137EABS7	25,000,000.00	AA+	Aaa	12/01/10	12/02/10	27,217,500.00	0.93	441,145.83	25,454,700.75	25,564,075.00
FHLMC GLOBAL REFERENCE NOTES DTD 08/20/2008 4.125% 09/27/2013	3137EABS7	25,000,000.00	AA+	Aaa	12/07/10	12/08/10	27,185,500.00	0.96	441,145.83	25,450,901.25	25,564,075.00
FNMA NOTES DTD 08/02/2010 1.125% 09/30/2013	31398A2M3	25,000,000.00	AA+	Aaa	09/09/10	09/10/10	25,041,250.00	1.07	117,968.75	25,007,935.25	25,134,100.00
FNMA NOTES (EX-CALLABLE) DTD 10/08/2010 1.125% 10/08/2013	31398A4H2	25,000,000.00	AA+	Aaa	09/23/10	10/08/10	25,000,000.00	1.13	111,718.75	25,000,000.00	25,139,225.00
FHLMC NOTES DTD 08/20/2010 0.875% 10/28/2013	3137EACL1	25,000,000.00	AA+	Aaa	09/02/10	09/03/10	24,903,675.75	1.00	74,739.58	24,979,634.25	25,110,950.00
FHLB NOTES DTD 11/09/2010 0.500% 12/13/2013	313371PU4	845,000.00	AA+	Aaa	12/14/10	12/15/10	827,170.50	1.22	915.42	840,275.26	846,320.74
FHLB NOTES DTD 11/09/2010 0.500% 12/13/2013	313371PU4	18,610,000.00	AA+	Aaa	12/14/10	12/15/10	18,217,329.00	1.22	20,160.83	18,505,943.86	18,639,087.43
FNMA NOTES DTD 11/01/2010 0.750% 12/18/2013	31398A5W8	5,545,000.00	AA+	Aaa	03/22/11	03/23/11	5,479,846.25	1.19	8,433.02	5,525,810.81	5,570,606.81



Managed Account Detail of Securities Held

For the Month Ending **February 28, 2013**

SAN BERNARDINO COUNTY - 76990800

Security Type/Description Dated Date/Coupon/Maturity	CUSIP	Par	S&P Rating	Moody's Rating	Trade Date	Settle Date	Original Cost	YTM at Cost	Accrued Interest	Amortized Cost	Market Value
Federal Agency Bond / Note											
FNMA NOTES DTD 11/01/2010 0.750% 12/18/2013	31398A5W8	25,000,000.00	AA+	Aaa	11/16/10	11/17/10	24,818,000.00	0.99	38,020.83	24,952,463.00	25,115,450.00
FHLMC NOTES DTD 01/06/2011 1.375% 02/25/2014	3137EACR8	25,000,000.00	AA+	Aaa	02/03/11	02/04/11	24,952,750.00	1.44	5,729.17	24,984,569.00	25,286,200.00
FNMA GLOBAL NOTES DTD 05/15/2009 2.500% 05/15/2014	31398AXJ6	25,000,000.00	AA+	Aaa	11/16/11	11/17/11	26,152,500.00	0.63	184,027.78	25,559,186.50	25,682,550.00
FHLMC NOTES DTD 06/02/2011 1.000% 07/30/2014	3137EACU1	25,000,000.00	AA+	Aaa	06/14/11	06/15/11	25,020,500.00	0.97	21,527.78	25,009,330.25	25,273,975.00
FFCB NOTES (FLOAT) DTD 08/01/2012 0.280% 08/01/2014	3133EAB49	50,000,000.00	AA+	Aaa	07/30/12	08/01/12	50,000,000.00	0.28	11,041.68	50,000,000.00	50,058,350.00
FREDDIE MAC GLOBAL NOTES DTD 07/26/2011 1.000% 08/20/2014	3134G2UA8	25,000,000.00	AA+	Aaa	11/28/11	11/29/11	25,154,750.00	0.77	7,638.89	25,083,879.75	25,268,250.00
FREDDIE MAC GLOBAL NOTES DTD 07/26/2011 1.000% 08/20/2014	3134G2UA8	25,000,000.00	AA+	Aaa	06/12/12	06/13/12	25,296,000.00	0.46	7,638.89	25,199,305.00	25,268,250.00
FREDDIE MAC GLOBAL NOTES DTD 07/26/2011 1.000% 08/20/2014	3134G2UA8	25,000,000.00	AA+	Aaa	09/11/12	09/12/12	25,332,500.00	0.31	7,638.89	25,252,183.25	25,268,250.00
FREDDIE MAC GLOBAL NOTES DTD 07/26/2011 1.000% 08/20/2014	3134G2UA8	25,000,000.00	AA+	Aaa	09/11/12	09/12/12	25,332,750.00	0.31	7,638.89	25,252,372.50	25,268,250.00
FREDDIE MAC GLOBAL NOTES DTD 08/05/2011 0.750% 09/22/2014	3134G2WG3	55,000,000.00	AA+	Aaa	09/27/11	09/28/11	55,082,500.00	0.70	182,187.50	55,043,311.40	55,420,915.00
FANNIE MAE GLOBAL NOTES DTD 09/27/2011 0.625% 10/30/2014	3135G0DW0	25,000,000.00	AA+	Aaa	12/27/11	12/28/11	24,967,500.00	0.67	52,517.36	24,980,895.50	25,143,025.00
FHLMC NOTES DTD 12/03/2012 0.320% 12/03/2014	3134G32E9	25,000,000.00	AA+	Aaa	11/30/12	12/03/12	25,000,000.00	0.32	19,555.56	25,000,000.00	25,012,375.00
FHLMC NOTES DTD 12/03/2012 0.320% 12/03/2014	3134G32E9	50,000,000.00	AA+	Aaa	11/29/12	12/03/12	50,000,000.00	0.32	39,111.11	50,000,000.00	50,024,750.00
FHLMC NOTES DTD 08/27/2012 0.350% 12/05/2014	3134G3H78	25,000,000.00	AA+	Aaa	09/25/12	09/26/12	24,991,250.00	0.37	20,902.78	24,992,960.25	25,025,200.00



Managed Account Detail of Securities Held

For the Month Ending **February 28, 2013**

SAN BERNARDINO COUNTY - 76990800

Security Type/Description Dated Date/Coupon/Maturity	CUSIP	Par	S&P Rating	Moody's Rating	Trade Date	Settle Date	Original Cost	YTM at Cost	Accrued Interest	Amortized Cost	Market Value
Federal Agency Bond / Note											
FHLMC NOTES DTD 08/27/2012 0.350% 12/05/2014	3134G3H78	50,000,000.00	AA+	Aaa	09/25/12	09/26/12	49,980,500.00	0.37	41,805.56	49,984,312.00	50,050,400.00
FHLMC NOTES DTD 12/16/2011 0.625% 12/29/2014	3137EADA4	25,000,000.00	AA+	Aaa	02/03/12	02/06/12	25,130,000.00	0.44	26,909.72	25,082,211.25	25,152,650.00
FFCB NOTES DTD 05/01/2012 0.500% 05/01/2015	3133EANJ3	25,000,000.00	AA+	Aaa	05/01/12	05/02/12	24,964,275.00	0.55	41,666.67	24,974,118.25	25,080,700.00
FNMA NOTES (CALLABLE) DTD 08/07/2012 0.500% 08/07/2015	3135G0NG4	50,000,000.00	AA+	Aaa	07/31/12	08/07/12	49,999,500.00	0.50	16,666.67	49,999,594.00	49,983,600.00
FHLMC NOTES (CALLABLE) DTD 09/25/2012 0.500% 09/25/2015	3134G3L24	15,000,000.00	AA+	Aaa	09/12/12	09/25/12	15,000,000.00	0.50	32,500.00	15,000,000.00	15,013,695.00
FHLMC NOTES (CALLABLE) DTD 09/25/2012 0.500% 09/25/2015	3134G3L24	15,000,000.00	AA+	Aaa	09/12/12	09/25/12	15,000,000.00	0.50	32,500.00	15,000,000.00	15,013,695.00
FHLMC NOTES (CALLABLE) DTD 09/25/2012 0.500% 09/25/2015	3134G3L24	20,000,000.00	AA+	Aaa	09/12/12	09/25/12	20,000,000.00	0.50	43,333.33	20,000,000.00	20,018,260.00
FNMA NOTES (CALLABLE) DTD 01/29/2013 0.450% 01/29/2016	3135G0TZ6	50,000,000.00	AA+	Aaa	01/25/13	01/29/13	49,937,500.00	0.49	20,000.00	49,939,340.50	50,006,400.00
FNMA NOTES DTD 01/18/2011 2.250% 03/15/2016	3135G0AL7	50,000,000.00	AA+	Aaa	02/10/12	02/13/12	52,881,500.00	0.81	518,750.00	52,150,732.50	52,682,200.00
FNMA NOTES DTD 01/18/2011 2.250% 03/15/2016	3135G0AL7	50,000,000.00	AA+	Aaa	02/10/12	02/13/12	52,881,500.00	0.81	518,750.00	52,150,732.50	52,682,200.00
FANNIE MAE GLOBAL NOTES DTD 02/15/2013 0.500% 03/30/2016	3135G0VA8	40,000,000.00	AA+	Aaa	02/14/13	02/15/13	39,954,400.00	0.54	8,888.89	39,955,034.80	40,024,600.00
FHLMC NOTES DTD 04/08/2011 2.500% 05/27/2016	3137EACT4	50,000,000.00	AA+	Aaa	01/04/13	01/07/13	53,272,500.00	0.55	326,388.89	53,128,888.50	53,187,300.00
FANNIE MAE GLOBAL NOTES DTD 07/20/2012 0.875% 08/28/2017	3135G0MZ3	50,000,000.00	AA+	Aaa	09/18/12	09/19/12	50,046,000.00	0.86	1,215.28	50,041,985.50	50,156,550.00
FHLB NOTES (CALLABLE) DTD 11/09/2012 1.000% 11/09/2017	3133813R4	25,000,000.00	AA+	Aaa	12/18/12	12/19/12	24,985,000.00	1.01	77,777.78	24,985,625.75	25,028,025.00



Managed Account Detail of Securities Held

For the Month Ending **February 28, 2013**

SAN BERNARDINO COUNTY - 76990800

Security Type/Description Dated Date/Coupon/Maturity	CUSIP	Par	S&P Rating	Moody's Rating	Trade Date	Settle Date	Original Cost	YTM at Cost	Accrued Interest	Amortized Cost	Market Value
Federal Agency Bond / Note											
FNMA NOTES (CALLABLE) DTD 11/15/2012 1.000% 11/15/2017	3135G0RQ8	25,000,000.00	AA+	Aaa	12/12/12	12/13/12	25,032,500.00	0.97	73,611.11	25,015,822.25	25,030,800.00
FNMA NOTES (CALLABLE) DTD 12/26/2012 1.000% 12/26/2017	3135G0S33	22,155,000.00	AA+	Aaa	01/03/13	01/04/13	22,159,431.00	1.00	40,002.08	22,158,717.17	22,137,120.92
FHLMC NOTES DTD 11/21/2012 0.750% 01/12/2018	3137EADN6	25,000,000.00	AA+	Aaa	01/28/13	01/29/13	24,656,750.00	1.04	25,520.83	24,662,772.00	24,834,950.00
FHLMC NOTES DTD 11/21/2012 0.750% 01/12/2018	3137EADN6	25,000,000.00	AA+	Aaa	01/30/13	01/31/13	24,670,250.00	1.02	25,520.83	24,675,828.00	24,834,950.00
Security Type Sub-Total		1,793,000,000.00					1,813,302,110.85	0.69	5,252,927.97	1,802,841,643.76	1,808,703,286.79
Commercial Paper											
BNP PARIBAS FINANCE INC COMM PAPER -- 0.000% 03/01/2013	0556N0O16	30,000,000.00	A-1	P-1	02/28/13	02/28/13	29,999,900.00	0.12	0.00	30,000,000.00	29,999,880.00
GENERAL ELECTRIC CO COMM PAPER -- 0.000% 03/01/2013	36960LO16	45,000,000.00	A-1+	P-1	01/10/13	01/10/13	44,993,125.00	0.11	0.00	45,000,000.00	44,999,910.00
TOYOTA MOTOR CREDIT CORP COMM PAPER -- 0.000% 03/01/2013	89233GO17	50,000,000.00	A-1+	P-1	12/26/12	12/26/12	49,986,458.33	0.15	0.00	50,000,000.00	49,999,900.00
BNP PARIBAS FINANCE INC COMM PAPER -- 0.000% 03/01/2013	0556N0O16	50,000,000.00	A-1	P-1	02/28/13	02/28/13	49,999,833.33	0.12	0.00	50,000,000.00	49,999,800.00
BNP PARIBAS FINANCE INC COMM PAPER -- 0.000% 03/01/2013	0556N0O16	50,000,000.00	A-1	P-1	02/28/13	02/28/13	49,999,833.33	0.12	0.00	50,000,000.00	49,999,800.00
BNP PARIBAS FINANCE INC COMM PAPER -- 0.000% 03/01/2013	0556N0O16	50,000,000.00	A-1	P-1	02/28/13	02/28/13	49,999,833.33	0.12	0.00	50,000,000.00	49,999,800.00
US BANK NA COMM PAPER -- 0.000% 03/01/2013	9033E0Q17	50,000,000.00	A-1+	P-1	02/28/13	02/28/13	49,999,888.89	0.08	0.00	50,000,000.00	49,999,800.00
US BANK NA COMM PAPER -- 0.000% 03/01/2013	9033E0Q17	50,000,000.00	A-1+	P-1	02/28/13	02/28/13	49,999,888.89	0.08	0.00	50,000,000.00	49,999,800.00



Managed Account Detail of Securities Held

For the Month Ending **February 28, 2013**

SAN BERNARDINO COUNTY - 76990800

Security Type/Description	Dated Date/Coupon/Maturity	CUSIP	Par	S&P Rating	Moody's Rating	Trade Date	Settle Date	Original Cost	YTM at Cost	Accrued Interest	Amortized Cost	Market Value
Commercial Paper												
BANK OF NOVA SCOTIA NY COMM PAPER	0.000% 03/08/2013	06416JQ89	50,000,000.00	A-1	P-1	02/28/13	02/28/13	49,998,888.89	0.10	0.00	49,999,028.00	49,998,900.00
GENERAL ELECTRIC CO COMM PAPER	0.000% 03/11/2013	36960LQB4	40,000,000.00	A-1+	P-1	02/27/13	02/27/13	39,998,400.00	0.12	0.00	39,998,666.80	39,998,920.00
TOYOTA MOTOR CREDIT CORP COMM PAPER	0.000% 03/21/2013	89233GQM1	25,000,000.00	A-1+	P-1	12/27/12	12/27/12	24,990,083.33	0.17	0.00	24,997,639.00	24,998,550.00
GENERAL ELEC CAP CORP COMM PAPER	0.000% 04/01/2013	36959HR17	50,000,000.00	A-1+	P-1	12/27/12	12/27/12	49,981,527.78	0.14	0.00	49,993,972.00	49,995,400.00
NORDEA NORTH AMERICA INC COMM PAPER	0.000% 04/09/2013	6555P0R92	25,000,000.00	A-1+	P-1	01/09/13	01/09/13	24,986,875.00	0.21	0.00	24,994,312.50	24,995,725.00
US BANK NA COMM PAPER	0.000% 04/17/2013	9033E0RH1	40,000,000.00	A-1+	P-1	01/15/13	01/16/13	39,984,833.33	0.15	0.00	39,992,166.80	39,988,040.00
TOYOTA MOTOR CREDIT CORP COMM PAPER	0.000% 04/26/2013	89233GRS7	50,000,000.00	A-1+	P-1	01/25/13	01/25/13	49,977,250.00	0.18	0.00	49,986,000.00	49,988,900.00
Security Type Sub-Total			655,000,000.00					654,896,619.43	0.13	0.00	654,961,785.10	654,963,125.00

Certificate of Deposit												
SVENSKA HANDELSBANKEN NY CERT DEPOS	0.175% 03/01/2013	86958CRY2	25,000,000.00	A-1+	P-1	01/29/13	01/30/13	25,000,000.00	0.18	3,645.83	25,000,000.00	24,999,992.75
NORDEA BANK FINLAND NY CERT DEPOS	0.210% 03/04/2013	65558EEG9	50,000,000.00	A-1+	P-1	12/04/12	12/04/12	50,000,000.00	0.21	25,375.00	50,000,000.00	50,000,305.00
NORDEA BANK FINLAND NY CERT DEPOS	0.210% 03/13/2013	65558EEV6	25,000,000.00	A-1+	P-1	12/12/12	12/13/12	25,000,000.00	0.21	11,375.00	25,000,000.00	25,000,387.50
SVENSKA HANDELSBANKEN NY CERT DEPOS	0.230% 03/20/2013	86958CPJ7	25,000,000.00	A-1+	P-1	12/18/12	12/18/12	25,000,000.00	0.23	11,659.72	25,000,000.00	25,001,017.50



Managed Account Detail of Securities Held

For the Month Ending **February 28, 2013**

SAN BERNARDINO COUNTY - 76990800

Security Type/Description Dated Date/Coupon/Maturity	CUSIP	Par	S&P Rating	Moody's Rating	Trade Date	Settle Date	Original Cost	YTM at Cost	Accrued Interest	Amortized Cost	Market Value
Certificate of Deposit											
NORDEA BANK FINLAND NY CERT DEPOS DTD 12/21/2012 0.210% 03/20/2013	65558EFV5	25,000,000.00	A-1+	P-1	12/20/12	12/21/12	25,000,000.00	0.21	10,208.33	25,000,000.00	25,000,462.50
CBA AUSTRALIA CERT DEPOS DTD 10/04/2012 0.230% 03/27/2013	20271EJL4	25,000,000.00	A-1+	P-1	10/02/12	10/04/12	25,000,000.00	0.23	23,638.89	25,000,000.00	25,001,185.00
NORDEA BANK FINLAND NY CERT DEPOS DTD 01/02/2013 0.210% 04/01/2013	65558EFZ6	25,000,000.00	A-1+	P-1	01/02/13	01/02/13	25,000,000.00	0.21	8,458.33	25,000,000.00	25,000,377.50
BANK OF MONTREAL CHICAGO CERT DEPOS DTD 02/27/2013 0.180% 04/01/2013	06366XE73	50,000,000.00	A-1	P-1	02/27/13	02/27/13	50,000,000.00	0.18	500.00	50,000,000.00	49,998,100.00
BANK OF MONTREAL CHICAGO CERT DEPOS DTD 02/28/2013 0.180% 04/02/2013	06366XF72	25,000,000.00	A-1	P-1	02/27/13	02/28/13	25,000,000.00	0.18	125.00	25,000,000.00	24,998,989.75
SVENSKA HANDELSBANKEN NY CERT DEPOS DTD 01/10/2013 0.220% 04/12/2013	86958CON7	50,000,000.00	A-1+	P-1	01/09/13	01/10/13	50,000,000.00	0.22	15,277.78	50,000,000.00	50,001,330.00
BANK OF MONTREAL CHICAGO CERT DEPOS DTD 02/27/2013 0.180% 05/01/2013	06366XF56	25,000,000.00	A-1	P-1	02/27/13	02/27/13	25,000,000.00	0.18	250.00	25,000,000.00	24,996,323.50
WESTPAC BANKING CORP NY CERT DEPOS DTD 11/09/2012 0.220% 05/15/2013	96121TON1	50,000,000.00	A-1+	P-1	11/08/12	11/09/12	50,000,000.00	0.22	34,222.22	50,000,000.00	49,995,594.50
WESTPAC BANKING CORP NY CERT DEPOS DTD 11/19/2012 0.220% 05/17/2013	96121TOO4	25,000,000.00	A-1+	P-1	11/15/12	11/19/12	25,000,000.00	0.22	15,583.33	25,000,000.00	24,997,466.50
WESTPAC BANKING CORP NY CERT DEPOS DTD 11/23/2012 0.240% 05/24/2013	96121TOY7	50,000,000.00	A-1+	P-1	11/21/12	11/23/12	50,000,000.00	0.24	32,666.67	50,000,000.00	49,998,573.00
BANK OF MONTREAL CHICAGO CERT DEPOS DTD 02/28/2013 0.190% 06/03/2013	06366XG22	50,000,000.00	A-1	P-1	02/28/13	02/28/13	50,000,000.00	0.19	263.89	50,000,000.00	49,981,336.50
CBA AUSTRALIA CERT DEPOS DTD 12/14/2012 0.230% 06/14/2013	20271EJO3	50,000,000.00	A-1+	P-1	12/12/12	12/14/12	50,000,000.00	0.23	24,597.22	50,000,000.00	49,990,155.00
TORONTO DOMINION BANK NY CERT DEPOS DTD 06/20/2012 0.500% 06/21/2013	89112XA62	25,000,000.00	A-1+	P-1	06/19/12	06/20/12	25,000,000.00	0.50	88,194.44	25,000,000.00	25,024,250.00



Managed Account Detail of Securities Held

For the Month Ending February 28, 2013

SAN BERNARDINO COUNTY - 76990800

Security Type/Description Dated Date/Coupon/Maturity	CUSIP	Par	S&P Rating	Moody's Rating	Trade Date	Settle Date	Original Cost	YTM at Cost	Accrued Interest	Amortized Cost	Market Value
Certificate of Deposit											
TORONTO DOMINION BANK NY CERT DEPOS DTD 08/28/2012 0.400% 08/28/2013	89112X2K0	50,000,000.00	A-1+	P-1	08/27/12	08/28/12	50,000,000.00	0.40	102,777.78	50,000,000.00	50,059,755.00
BANK OF NOVA SCOTIA HOUSTON CERT DEPOS DTD 10/15/2012 0.320% 10/16/2013	06417FDU1	25,000,000.00	A-1	P-1	10/15/12	10/15/12	25,000,000.00	0.32	30,444.44	25,000,000.00	24,962,804.75
TORONTO DOMINION BANK NY CERT DEPOS DTD 11/16/2012 0.330% 11/01/2013	89112WHX8	25,000,000.00	A-1+	P-1	11/15/12	11/16/12	25,000,000.00	0.33	24,062.50	25,000,000.00	24,976,668.50
BANK OF NOVA SCOTIA HOUSTON CERT DEPOS DTD 01/02/2013 0.310% 01/02/2014	06417FKJ8	25,000,000.00	A-1	P-1	01/02/13	01/02/13	25,000,000.00	0.31	12,486.11	25,000,000.00	24,994,873.75
BANK OF NOVA SCOTIA NY CERT DEPOS DTD 01/15/2013 0.300% 01/02/2014	06417FLM0	25,000,000.00	A-1	P-1	01/15/13	01/15/13	25,000,000.00	0.30	9,375.00	25,000,000.00	24,980,929.00
ROYAL BANK OF CANADA NY CD (FLOAT) DTD 02/07/2013 0.370% 02/10/2014	78009NKY1	50,000,000.00	AA-	Aa3	01/30/13	02/07/13	50,000,000.00	0.35	10,847.23	50,000,000.00	49,995,350.00
ROYAL BANK OF CANADA NY (FLOAT) DTD 02/28/2013 0.360% 02/28/2014	78009NLM6	25,000,000.00	A-1+	P-1	02/26/13	02/28/13	25,000,000.00	0.38	250.00	25,000,000.00	24,992,250.00
Security Type Sub-Total		825,000,000.00					825,000,000.00	0.26	496,284.71	825,000,000.00	824,948,477.50
Managed Account Sub-Total		3,966,000,000.00					3,992,115,722.49	0.47	6,638,045.65	3,979,631,715.11	3,987,398,559.19
Securities Sub-Total		\$3,966,000,000.00					\$3,992,115,722.49	0.47%	\$6,638,045.65	\$3,979,631,715.11	\$3,987,398,559.19
Accrued Interest											\$6,638,045.65
Total Investments											\$3,994,036,604.84



Managed Account Fair Market Value & Analytics

For the Month Ending **February 28, 2013**

SAN BERNARDINO COUNTY - 76990800

Security Type/Description	Dated Date/Coupon/Maturity	CUSIP	Par	Broker	Next Call Date	Market Price	Market Value	Unreal G/L On Cost	Unreal G/L Amort Cost	Effective Duration	Duration to Worst at Mkt	YTM
U.S. Treasury Bond / Note												
US TREASURY NOTES	DTD 03/15/2010 1.375% 03/15/2013	912828MT4	25,000,000.00	CITIGRP		100.04	25,010,750.00	(299,796.88)	5,222.00	0.04	0.04	0.34
US TREASURY NOTES	DTD 06/15/2010 1.125% 06/15/2013	912828NH9	25,000,000.00	DEUTSCHE		100.29	25,072,275.00	(44,912.50)	56,732.75	0.29	0.29	0.14
US TREASURY NOTES	DTD 06/15/2010 1.125% 06/15/2013	912828NH9	25,000,000.00	BK AMER		100.29	25,072,275.00	(37,100.00)	57,748.50	0.29	0.29	0.14
US TREASURY NOTES	DTD 07/15/2010 1.000% 07/15/2013	912828NN6	25,000,000.00	GOLDMAN		100.32	25,080,075.00	51,754.69	75,349.25	0.38	0.38	0.15
US TREASURY NOTES	DTD 07/15/2010 1.000% 07/15/2013	912828NN6	25,000,000.00	JPMCHASE		100.32	25,080,075.00	80,075.00	80,075.00	0.38	0.38	0.15
US TREASURY NOTES	DTD 02/15/2011 1.250% 02/15/2014	912828OH6	50,000,000.00	MORGANST		101.03	50,513,650.00	(250,021.88)	59,491.50	0.96	0.96	0.18
US TREASURY NOTES	DTD 06/30/2009 2.625% 06/30/2014	912828KY5	50,000,000.00	MORGANST		103.21	51,605,450.00	(859,393.75)	158,413.50	1.32	1.32	0.22
US TREASURY NOTES	DTD 07/02/2012 0.250% 06/30/2014	912828TA8	50,000,000.00	DIRECT		100.06	50,029,296.90	41,015.65	39,096.90	1.33	1.33	0.21
US TREASURY N/B	DTD 07/31/2012 0.125% 07/31/2014	912828TF7	25,000,000.00	BARCLAYS		99.88	24,970,700.00	35,153.12	23,177.25	1.42	1.42	0.21
US TREASURY N/B	DTD 08/15/2012 0.250% 08/15/2015	912828TK6	50,000,000.00	GOLDMAN		99.88	49,941,400.00	181,634.37	139,604.50	2.45	2.45	0.30
US TREASURY NOTES	DTD 10/15/2012 0.250% 10/15/2015	912828TT7	25,000,000.00	MORGANST		99.84	24,960,950.00	76,184.37	62,168.50	2.61	2.61	0.31
US TREASURY NOTES	DTD 01/31/2011 2.000% 01/31/2016	912828PS3	25,000,000.00	CITIGRP		104.78	26,195,300.00	(53,723.44)	78,748.25	2.85	2.85	0.35
US TREASURY NOTES	DTD 08/01/2011 1.500% 07/31/2016	912828OX1	25,000,000.00	BARCLAYS		103.60	25,900,400.00	12,704.69	97,563.75	3.34	3.34	0.44
US TREASURY N/B	DTD 01/03/2012 0.875% 12/31/2016	912828RX0	50,000,000.00	BARCLAYS		101.35	50,675,800.00	460,956.25	506,696.00	3.77	3.77	0.52
US TREASURY N/B	DTD 01/03/2012 0.875% 12/31/2016	912828RX0	50,000,000.00	JPMCHASE		101.35	50,675,800.00	472,675.00	515,823.00	3.77	3.77	0.52
Security Type Sub-Total			525,000,000.00				530,784,196.90	(132,795.31)	1,955,910.65	1.85	1.85	0.29

Repurchase Agreement



Managed Account Fair Market Value & Analytics

For the Month Ending **February 28, 2013**

SAN BERNARDINO COUNTY - 76990800

Security Type/Description Dated Date/Coupon/Maturity	CUSIP	Par	Broker	Next Call Date	Market Price	Market Value	Unreal G/L On Cost	Unreal G/L Amort Cost	Effective Duration	Duration to Worst at Mkt	YTM
Repurchase Agreement											
GOLDMAN SACHS & CO REPO AGRMT DTD 02/28/2013 0.170% 03/01/2013	RE0962366	50,000,000.00	GOLDMAN		100.00	49,999,806.00	(194.00)	(194.00)	0.00	0.00	0.24
GOLDMAN SACHS & CO REPO AGRMT DTD 12/07/2012 0.180% 03/01/2013	RE0961319	100,000,000.00	GOLDMAN		100.00	99,999,667.00	(333.00)	(333.00)	0.00	0.00	0.24
Security Type Sub-Total		150,000,000.00				149,999,473.00	(527.00)	(527.00)	0.00	0.00	0.24
Money Market Fund											
FEDERATED GOVT OBLIGATIONS FUND	60934N104	1,000,000.00			1.00	1,000,000.00	0.00	0.00	0.00	0.00	0.02
FIDELITY GOV'T MM FUND 57	316175108	3,000,000.00			1.00	3,000,000.00	0.00	0.00	0.00	0.00	0.02
GOLDMAN FS GOVERNMENT MM FUND	38141W273	14,000,000.00			1.00	14,000,000.00	0.00	0.00	0.00	0.00	0.02
Security Type Sub-Total		18,000,000.00				18,000,000.00	0.00	0.00	0.00	0.00	0.02
Federal Agency Bond / Note											
FHLMC NOTES DTD 02/04/2011 0.750% 03/28/2013	3137EACS6	25,000,000.00	BARCLAYS		100.05	25,011,250.00	129,500.00	15,425.75	0.08	0.08	0.22
FHLB BONDS (FLOATING) DTD 10/13/2011 0.340% 04/12/2013	313375ZY6	25,000,000.00	UBS AG		100.02	25,005,925.00	8,425.00	6,170.25	0.00	0.12	0.14
FFCB BONDS DTD 04/15/2010 1.875% 04/15/2013	31331JKS1	25,000,000.00	JPMCHASE		100.21	25,052,350.00	(65,750.00)	47,412.00	0.13	0.13	0.28
FFCB NOTES DTD 05/23/2011 0.600% 05/23/2013	31331KLR9	24,850,000.00	1ST TENN		100.09	24,872,041.95	(44,059.05)	12,688.16	0.23	0.23	0.23
FHLMC FLOATING NOTES DTD 06/17/2011 0.152% 06/17/2013	3134G2MJ8	50,000,000.00	BARCLAYS		100.03	50,016,500.00	67,095.00	27,964.00	0.08	0.30	0.04
FNMA GLOBAL NOTES DTD 05/21/2010 1.500% 06/26/2013	31398AT44	25,000,000.00	DEUTSCHE		100.44	25,109,325.00	(198,425.00)	67,924.50	0.32	0.32	0.17
FHLB NOTES DTD 11/08/2010 0.500% 06/26/2013	313371PM2	40,565,000.00	MORGANST		100.11	40,610,311.11	534,525.01	109,643.95	0.32	0.32	0.16
FHLB NOTES DTD 06/29/2012 0.250% 07/01/2013	313379YQ6	25,000,000.00	JPMCHASE		100.03	25,008,325.00	16,775.00	11,128.00	0.34	0.34	0.15
FHLMC GLOBAL REFERENCE NOTES DTD 07/18/2003 4.500% 07/15/2013	3134A4TZ7	25,000,000.00	BARCLAYS		101.63	25,408,300.00	(1,558,200.00)	48,537.25	0.37	0.37	0.21



Managed Account Fair Market Value & Analytics

For the Month Ending **February 28, 2013**

SAN BERNARDINO COUNTY - 76990800

Security Type/Description	Dated Date/Coupon/Maturity	CUSIP	Par	Broker	Next Call Date	Market Price	Market Value	Unreal G/L On Cost	Unreal G/L Amort Cost	Effective Duration	Duration to Worst at Mkt	YTM
Federal Agency Bond / Note												
FNMA GLOBAL NOTES (EX-CALLABLE)	DTD 07/14/2003 4.375% 07/17/2013	31359MSL8	13,500,000.00	GILFORD		101.58	13,713,232.50	(894,037.50)	42,712.65	0.38	0.38	0.28
FNMA GLOBAL NOTES (EX-CALLABLE)	DTD 07/14/2003 4.375% 07/17/2013	31359MSL8	19,950,000.00	BARCLAYS		101.58	20,265,110.25	(1,344,729.75)	60,704.46	0.38	0.38	0.28
FNMA NOTES	DTD 06/17/2011 0.500% 08/09/2013	3135G0BR3	12,500,000.00	CSFB		100.15	12,518,837.50	41,712.50	23,660.87	0.44	0.44	0.16
FNMA NOTES	DTD 06/17/2011 0.500% 08/09/2013	3135G0BR3	12,500,000.00	CSFB		100.15	12,518,837.50	39,712.50	23,238.87	0.44	0.44	0.16
FNMA NOTES	DTD 07/09/2010 1.250% 08/20/2013	31398AX31	50,000,000.00	JPMCHASE		100.50	50,247,700.00	(76,300.00)	187,433.50	0.47	0.47	0.21
FHLMC NOTES (FLOATING)	DTD 09/01/2011 0.370% 09/03/2013	3134G2B50	25,000,000.00	UBS PW		100.11	25,028,300.00	41,050.00	28,955.00	0.00	0.51	0.17
FHLMC NOTES (FLOATING)	DTD 09/12/2011 0.350% 09/12/2013	3134G2K43	25,000,000.00	UBS AG		100.11	25,026,875.00	44,625.00	30,007.25	0.00	0.53	0.16
FHLMC NOTES (FLOATING)	DTD 09/12/2011 0.350% 09/12/2013	3134G2K43	25,000,000.00	JPMCHASE		100.11	25,026,875.00	40,375.00	30,339.00	0.00	0.53	0.16
FHLB NOTES TAP ISSUE	DTD 08/09/2010 1.000% 09/13/2013	313370LB2	25,000,000.00	USBPJ		100.43	25,108,675.00	(86,575.00)	72,178.00	0.54	0.54	0.20
FHLB NOTES TAP ISSUE	DTD 08/09/2010 1.000% 09/13/2013	313370LB2	25,000,000.00	CSFB		100.43	25,108,675.00	(153,075.00)	59,522.00	0.54	0.54	0.20
FHLB NOTES TAP ISSUE	DTD 08/09/2010 1.000% 09/13/2013	313370LB2	25,000,000.00	RBC CAP		100.43	25,108,675.00	(153,100.00)	59,517.25	0.54	0.54	0.20
FHLB NOTES TAP ISSUE	DTD 08/09/2010 1.000% 09/13/2013	313370LB2	25,000,000.00	BARCLAYS		100.43	25,108,675.00	(153,105.25)	59,516.25	0.54	0.54	0.20
FHLB NOTES TAP ISSUE	DTD 08/09/2010 1.000% 09/13/2013	313370LB2	25,000,000.00	CSFB		100.43	25,108,675.00	(50,800.00)	78,412.25	0.54	0.54	0.20
FNMA NOTES (EX-CALLABLE)	DTD 09/17/2010 1.125% 09/17/2013	31398A3L4	1,980,000.00	CITIGRP		100.51	1,990,090.08	10,189.08	10,108.22	0.55	0.55	0.20
FNMA NOTES (EX-CALLABLE)	DTD 09/17/2010 1.125% 09/17/2013	31398A3L4	12,500,000.00	JPMCHASE		100.51	12,563,700.00	63,950.00	63,745.25	0.55	0.55	0.20
FNMA NOTES (EX-CALLABLE)	DTD 09/17/2010 1.125% 09/17/2013	31398A3L4	12,500,000.00	JPMCHASE		100.51	12,563,700.00	63,950.00	63,745.25	0.55	0.55	0.20
FHLMC GLOBAL REFERENCE NOTES	DTD 08/20/2008 4.125% 09/27/2013	3137EABS7	25,000,000.00	UBS AG		102.26	25,564,075.00	(1,653,425.00)	109,374.25	0.57	0.57	0.23



Managed Account Fair Market Value & Analytics

For the Month Ending **February 28, 2013**

SAN BERNARDINO COUNTY - 76990800

Security Type/Description	Dated Date/Coupon/Maturity	CUSIP	Par	Broker	Next Call Date	Market Price	Market Value	Unreal G/L On Cost	Unreal G/L Amort Cost	Effective Duration	Duration to Worst at Mkt	YTM
Federal Agency Bond / Note												
FHLMC GLOBAL REFERENCE NOTES	DTD 08/20/2008 4.125% 09/27/2013	3137EABS7	25,000,000.00	UBS AG		102.26	25,564,075.00	(1,621,425.00)	113,173.75	0.57	0.57	0.23
FNMA NOTES	DTD 08/02/2010 1.125% 09/30/2013	31398A2M3	25,000,000.00	BARCLAYS		100.54	25,134,100.00	92,850.00	126,164.75	0.59	0.59	0.21
FNMA NOTES (EX-CALLABLE)	DTD 10/08/2010 1.125% 10/08/2013	31398A4H2	25,000,000.00	DEUTSCHE		100.56	25,139,225.00	139,225.00	139,225.00	0.61	0.61	0.21
FHLMC NOTES	DTD 08/20/2010 0.875% 10/28/2013	3137EACL1	25,000,000.00	CSFB		100.44	25,110,950.00	207,274.25	131,315.75	0.66	0.66	0.21
FHLB NOTES	DTD 11/09/2010 0.500% 12/13/2013	313371PU4	845,000.00	RBC CAP		100.16	846,320.74	19,150.24	6,045.48	0.79	0.79	0.30
FHLB NOTES	DTD 11/09/2010 0.500% 12/13/2013	313371PU4	18,610,000.00	RBC CAP		100.16	18,639,087.43	421,758.43	133,143.57	0.79	0.79	0.30
FNMA NOTES	DTD 11/01/2010 0.750% 12/18/2013	31398A5W8	5,545,000.00	RBC CAP		100.46	5,570,606.81	90,760.56	44,796.00	0.80	0.80	0.18
FNMA NOTES	DTD 11/01/2010 0.750% 12/18/2013	31398A5W8	25,000,000.00	CITIGRP		100.46	25,115,450.00	297,450.00	162,987.00	0.80	0.80	0.18
FHLMC NOTES	DTD 01/06/2011 1.375% 02/25/2014	3137EACR8	25,000,000.00	MORGANST		101.14	25,286,200.00	333,450.00	301,631.00	0.99	0.99	0.22
FNMA GLOBAL NOTES	DTD 05/15/2009 2.500% 05/15/2014	31398AXJ6	25,000,000.00	BARCLAYS		102.73	25,682,550.00	(469,950.00)	123,363.50	1.19	1.19	0.25
FHLMC NOTES	DTD 06/02/2011 1.000% 07/30/2014	3137EACU1	25,000,000.00	BARCLAYS		101.10	25,273,975.00	253,475.00	264,644.75	1.41	1.41	0.23
FFCB NOTES (FLOAT)	DTD 08/01/2012 0.280% 08/01/2014	3133EAB49	50,000,000.00	JPMCHASE		100.12	50,058,350.00	58,350.00	58,350.00	0.00	1.42	0.20
FREDDIE MAC GLOBAL NOTES	DTD 07/26/2011 1.000% 08/20/2014	3134G2UA8	25,000,000.00	MORGANST		101.07	25,268,250.00	113,500.00	184,370.25	1.47	1.47	0.27
FREDDIE MAC GLOBAL NOTES	DTD 07/26/2011 1.000% 08/20/2014	3134G2UA8	25,000,000.00	MORGANST		101.07	25,268,250.00	(27,750.00)	68,945.00	1.47	1.47	0.27
FREDDIE MAC GLOBAL NOTES	DTD 07/26/2011 1.000% 08/20/2014	3134G2UA8	25,000,000.00	CSFB		101.07	25,268,250.00	(64,250.00)	16,066.75	1.47	1.47	0.27
FREDDIE MAC GLOBAL NOTES	DTD 07/26/2011 1.000% 08/20/2014	3134G2UA8	25,000,000.00	MIZUHO		101.07	25,268,250.00	(64,500.00)	15,877.50	1.47	1.47	0.27
FREDDIE MAC GLOBAL NOTES	DTD 08/05/2011 0.750% 09/22/2014	3134G2WG3	55,000,000.00	BARCLAYS		100.77	55,420,915.00	338,415.00	377,603.60	1.55	1.55	0.26



Managed Account Fair Market Value & Analytics

For the Month Ending **February 28, 2013**

SAN BERNARDINO COUNTY - 76990800

Security Type/Description	Dated Date/Coupon/Maturity	CUSIP	Par	Broker	Next Call Date	Market Price	Market Value	Unreal G/L On Cost	Unreal G/L Amort Cost	Effective Duration	Duration to Worst at Mkt	YTM
Federal Agency Bond / Note												
FANNIE MAE GLOBAL NOTES	DTD 09/27/2011 0.625% 10/30/2014	3135G0DW0	25,000,000.00	CSFB		100.57	25,143,025.00	175,525.00	162,129.50	1.66	1.66	0.28
FHLMC NOTES	DTD 12/03/2012 0.320% 12/03/2014	3134G32E9	25,000,000.00	JPMCHASE		100.05	25,012,375.00	12,375.00	12,375.00	1.76	1.76	0.29
FHLMC NOTES	DTD 12/03/2012 0.320% 12/03/2014	3134G32E9	50,000,000.00	JPMCHASE		100.05	50,024,750.00	24,750.00	24,750.00	1.76	1.76	0.29
FHLMC NOTES	DTD 08/27/2012 0.350% 12/05/2014	3134G3H78	25,000,000.00	MIZUHO		100.10	25,025,200.00	33,950.00	32,239.75	1.76	1.76	0.29
FHLMC NOTES	DTD 08/27/2012 0.350% 12/05/2014	3134G3H78	50,000,000.00	BARCLAYS		100.10	50,050,400.00	69,900.00	66,088.00	1.76	1.76	0.29
FHLMC NOTES	DTD 12/16/2011 0.625% 12/29/2014	3137EADA4	25,000,000.00	BARCLAYS		100.61	25,152,650.00	22,650.00	70,438.75	1.82	1.82	0.29
FFCB NOTES	DTD 05/01/2012 0.500% 05/01/2015	3133EANJ3	25,000,000.00	MORGANST		100.32	25,080,700.00	116,425.00	106,581.75	2.16	2.16	0.35
FNMA NOTES (CALLABLE)	DTD 08/07/2012 0.500% 08/07/2015	3135G0NG4	50,000,000.00	JPMCHASE	08/07/13	99.97	49,983,600.00	(15,900.00)	(15,994.00)	2.06	2.42	0.51
FHLMC NOTES (CALLABLE)	DTD 09/25/2012 0.500% 09/25/2015	3134G3L24	15,000,000.00	JPMCHASE	09/25/13	100.09	15,013,695.00	13,695.00	13,695.00	1.80	0.57	0.46
FHLMC NOTES (CALLABLE)	DTD 09/25/2012 0.500% 09/25/2015	3134G3L24	15,000,000.00	UBS AG	09/25/13	100.09	15,013,695.00	13,695.00	13,695.00	1.80	0.57	0.46
FHLMC NOTES (CALLABLE)	DTD 09/25/2012 0.500% 09/25/2015	3134G3L24	20,000,000.00	CSFB	09/25/13	100.09	20,018,260.00	18,260.00	18,260.00	1.80	0.57	0.46
FNMA NOTES (CALLABLE)	DTD 01/29/2013 0.450% 01/29/2016	3135G0TZ6	50,000,000.00	RBC CAP	01/29/14	100.01	50,006,400.00	68,900.00	67,059.50	2.48	0.92	0.45
FNMA NOTES	DTD 01/18/2011 2.250% 03/15/2016	3135G0AL7	50,000,000.00	CANTFITZ		105.36	52,682,200.00	(199,300.00)	531,467.50	2.93	2.93	0.47
FNMA NOTES	DTD 01/18/2011 2.250% 03/15/2016	3135G0AL7	50,000,000.00	CANTFITZ		105.36	52,682,200.00	(199,300.00)	531,467.50	2.93	2.93	0.47
FANNIE MAE GLOBAL NOTES	DTD 02/15/2013 0.500% 03/30/2016	3135G0VA8	40,000,000.00	CITIGRP		100.06	40,024,600.00	70,200.00	69,565.20	3.06	3.06	0.48
FHLMC NOTES	DTD 04/08/2011 2.500% 05/27/2016	3137EACT4	50,000,000.00	MORGANST		106.37	53,187,300.00	(85,200.00)	58,411.50	3.12	3.12	0.52
FANNIE MAE GLOBAL NOTES	DTD 07/20/2012 0.875% 08/28/2017	3135G0MZ3	50,000,000.00	MORGANST		100.31	50,156,550.00	110,550.00	114,564.50	4.40	4.40	0.80



Managed Account Fair Market Value & Analytics

For the Month Ending **February 28, 2013**

SAN BERNARDINO COUNTY - 76990800

Security Type/Description Dated Date/Coupon/Maturity	CUSIP	Par	Broker	Next Call Date	Market Price	Market Value	Unreal G/L On Cost	Unreal G/L Amort Cost	Effective Duration	Duration to Worst at Mkt	YTM
Federal Agency Bond / Note											
FHLB NOTES (CALLABLE) DTD 11/09/2012 1.000% 11/09/2017	3133813R4	25,000,000.00	DEUTSCHE	05/09/13	100.11	25,028,025.00	43,025.00	42,399.25	2.52	0.19	0.98
FNMA NOTES (CALLABLE) DTD 11/15/2012 1.000% 11/15/2017	3135G0RQ8	25,000,000.00	GOLDMAN	05/15/13	100.12	25,030,800.00	(1,700.00)	14,977.75	2.42	0.21	0.97
FNMA NOTES (CALLABLE) DTD 12/26/2012 1.000% 12/26/2017	3135G0S33	22,155,000.00	MORGANST	12/26/13	99.92	22,137,120.92	(22,310.08)	(21,596.25)	3.06	4.69	1.02
FHLMC NOTES DTD 11/21/2012 0.750% 01/12/2018	3137EADN6	25,000,000.00	MORGANST		99.34	24,834,950.00	178,200.00	172,178.00	4.77	4.77	0.89
FHLMC NOTES DTD 11/21/2012 0.750% 01/12/2018	3137EADN6	25,000,000.00	BK AMER		99.34	24,834,950.00	164,700.00	159,122.00	4.77	4.77	0.89

Security Type Sub-Total **1,793,000,000.00** **1,808,703,286.79** **(4,598,824.06)** **5,861,643.03** **1.43** **1.39** **0.34**

Commercial Paper											
BNP PARIBAS FINANCE INC COMM PAPER -- 0.000% 03/01/2013	0556N0Q16	30,000,000.00	BNP DIR		100.00	29,999,880.00	(20.00)	(120.00)	0.00	0.00	0.14
GENERAL ELECTRIC CO COMM PAPER -- 0.000% 03/01/2013	36960LQ16	45,000,000.00	GE CO		100.00	44,999,910.00	6,785.00	(90.00)	0.00	0.00	0.07
TOYOTA MOTOR CREDIT CORP COMM PAPER -- 0.000% 03/01/2013	89233GO17	50,000,000.00	TOYOTA		100.00	49,999,900.00	13,441.67	(100.00)	0.00	0.00	0.07
BNP PARIBAS FINANCE INC COMM PAPER -- 0.000% 03/01/2013	0556N0Q16	50,000,000.00	BNP DIR		100.00	49,999,800.00	(33.33)	(200.00)	0.00	0.00	0.14
BNP PARIBAS FINANCE INC COMM PAPER -- 0.000% 03/01/2013	0556N0Q16	50,000,000.00	BNP DIR		100.00	49,999,800.00	(33.33)	(200.00)	0.00	0.00	0.14
BNP PARIBAS FINANCE INC COMM PAPER -- 0.000% 03/01/2013	0556N0Q16	50,000,000.00	BNP DIR		100.00	49,999,800.00	(33.33)	(200.00)	0.00	0.00	0.14
US BANK NA COMM PAPER -- 0.000% 03/01/2013	9033E0O17	50,000,000.00	US BANK		100.00	49,999,800.00	(88.89)	(200.00)	0.00	0.00	0.14
US BANK NA COMM PAPER -- 0.000% 03/01/2013	9033E0O17	50,000,000.00	US BANK		100.00	49,999,800.00	(88.89)	(200.00)	0.00	0.00	0.14
BANK OF NOVA SCOTIA NY COMM PAPER -- 0.000% 03/08/2013	06416JQ89	50,000,000.00	BNS		100.00	49,998,900.00	11.11	(128.00)	0.02	0.02	0.10



Managed Account Fair Market Value & Analytics

For the Month Ending **February 28, 2013**

SAN BERNARDINO COUNTY - 76990800

Security Type/Description Dated Date/Coupon/Maturity	CUSIP	Par	Broker	Next Call Date	Market Price	Market Value	Unreal G/L On Cost	Unreal G/L Amort Cost	Effective Duration	Duration to Worst at Mkt	YTM
Commercial Paper											
GENERAL ELECTRIC CO COMM PAPER -- 0.000% 03/11/2013	36960LOB4	40,000,000.00	GE CO		100.00	39,998,920.00	520.00	253.20	0.03	0.03	0.09
TOYOTA MOTOR CREDIT CORP COMM PAPER -- 0.000% 03/21/2013	89233GQM1	25,000,000.00	TOYOTA		99.99	24,998,550.00	8,466.67	911.00	0.06	0.06	0.10
GENERAL ELEC CAP CORP COMM PAPER -- 0.000% 04/01/2013	36959HR17	50,000,000.00	GE CO		99.99	49,995,400.00	13,872.22	1,428.00	0.09	0.09	0.10
NORDEA NORTH AMERICA INC COMM PAPER -- 0.000% 04/09/2013	6555P0R92	25,000,000.00	CITIGRP		99.98	24,995,725.00	8,850.00	1,412.50	0.11	0.11	0.15
US BANK NA COMM PAPER -- 0.000% 04/17/2013	9033E0RH1	40,000,000.00	US BANK		99.97	39,988,040.00	3,206.67	(4,126.80)	0.13	0.13	0.22
TOYOTA MOTOR CREDIT CORP COMM PAPER -- 0.000% 04/26/2013	89233GRS7	50,000,000.00	TOYOTA		99.98	49,988,900.00	11,650.00	2,900.00	0.16	0.16	0.14
Security Type Sub-Total		655,000,000.00				654,963,125.00	66,505.57	1,339.90	0.04	0.04	0.13

Certificate of Deposit											
SVENSKA HANDELSBANKEN NY CERT DEPOS DTD 01/30/2013 0.175% 03/01/2013	86958CRY2	25,000,000.00	ICAP		100.00	24,999,992.75	(7.25)	(7.25)	0.00	0.00	0.18
NORDEA BANK FINLAND NY CERT DEPOS DTD 12/04/2012 0.210% 03/04/2013	65558EEG9	50,000,000.00	UBS AG		100.00	50,000,305.00	305.00	305.00	0.01	0.01	0.18
NORDEA BANK FINLAND NY CERT DEPOS DTD 12/13/2012 0.210% 03/13/2013	65558EEV6	25,000,000.00	NORDEA		100.00	25,000,387.50	387.50	387.50	0.04	0.04	0.19
SVENSKA HANDELSBANKEN NY CERT DEPOS DTD 12/18/2012 0.230% 03/20/2013	86958CPJ7	25,000,000.00	ICAP		100.00	25,001,017.50	1,017.50	1,017.50	0.05	0.05	0.19
NORDEA BANK FINLAND NY CERT DEPOS DTD 12/21/2012 0.210% 03/20/2013	65558EFV5	25,000,000.00	MIZUHO		100.00	25,000,462.50	462.50	462.50	0.05	0.05	0.19
CBA AUSTRALIA CERT DEPOS DTD 10/04/2012 0.230% 03/27/2013	20271EJL4	25,000,000.00	ICAP		100.00	25,001,185.00	1,185.00	1,185.00	0.07	0.07	0.20



Managed Account Fair Market Value & Analytics

For the Month Ending **February 28, 2013**

SAN BERNARDINO COUNTY - 76990800

Security Type/Description	Dated Date/Coupon/Maturity	CUSIP	Par	Broker	Next Call Date	Market Price	Market Value	Unreal G/L On Cost	Unreal G/L Amort Cost	Effective Duration	Duration to Worst at Mkt	YTM
Certificate of Deposit												
NORDEA BANK FINLAND NY CERT DEPOS DTD 01/02/2013 0.210% 04/01/2013		65558EFZ6	25,000,000.00	RBC CAP		100.00	25,000,377.50	377.50	377.50	0.09	0.09	0.20
BANK OF MONTREAL CHICAGO CERT DEPOS DTD 02/27/2013 0.180% 04/01/2013		06366XE73	50,000,000.00	DAIWA		100.00	49,998,100.00	(1,900.00)	(1,900.00)	0.09	0.09	0.20
BANK OF MONTREAL CHICAGO CERT DEPOS DTD 02/28/2013 0.180% 04/02/2013		06366XF72	25,000,000.00	MIZUHO		100.00	24,998,989.75	(1,010.25)	(1,010.25)	0.09	0.09	0.20
SVENSKA HANDELSBANKEN NY CERT DEPOS DTD 01/10/2013 0.220% 04/12/2013		86958CON7	50,000,000.00	UBS AG		100.00	50,001,330.00	1,330.00	1,330.00	0.12	0.12	0.21
BANK OF MONTREAL CHICAGO CERT DEPOS DTD 02/27/2013 0.180% 05/01/2013		06366XF56	25,000,000.00	MORGANST		99.99	24,996,323.50	(3,676.50)	(3,676.50)	0.17	0.17	0.22
WESTPAC BANKING CORP NY CERT DEPOS DTD 11/09/2012 0.220% 05/15/2013		96121TON1	50,000,000.00	RBC CAP		99.99	49,995,594.50	(4,405.50)	(4,405.50)	0.21	0.21	0.24
WESTPAC BANKING CORP NY CERT DEPOS DTD 11/19/2012 0.220% 05/17/2013		96121TQQ4	25,000,000.00	ICAP		99.99	24,997,466.50	(2,533.50)	(2,533.50)	0.21	0.21	0.24
WESTPAC BANKING CORP NY CERT DEPOS DTD 11/23/2012 0.240% 05/24/2013		96121TOY7	50,000,000.00	ICAP		100.00	49,998,573.00	(1,427.00)	(1,427.00)	0.23	0.23	0.25
BANK OF MONTREAL CHICAGO CERT DEPOS DTD 02/28/2013 0.190% 06/03/2013		06366XG22	50,000,000.00	ICAP		99.96	49,981,336.50	(18,663.50)	(18,663.50)	0.26	0.26	0.26
CBA AUSTRALIA CERT DEPOS DTD 12/14/2012 0.230% 06/14/2013		20271EJO3	50,000,000.00	ICAP		99.98	49,990,155.00	(9,845.00)	(9,845.00)	0.29	0.29	0.26
TORONTO DOMINION BANK NY CERT DEPOS DTD 06/20/2012 0.500% 06/21/2013		89112XA62	25,000,000.00	TOR DOM		100.10	25,024,250.00	24,250.00	24,250.00	0.31	0.31	0.34
TORONTO DOMINION BANK NY CERT DEPOS DTD 08/28/2012 0.400% 08/28/2013		89112X2K0	50,000,000.00	TOR DOM		100.12	50,059,755.00	59,755.00	59,755.00	0.50	0.50	0.28
BANK OF NOVA SCOTIA HOUSTON CERT DEPOS DTD 10/15/2012 0.320% 10/16/2013		06417FDU1	25,000,000.00	BNS		99.85	24,962,804.75	(37,195.25)	(37,195.25)	0.63	0.63	0.30



Managed Account Fair Market Value & Analytics

For the Month Ending **February 28, 2013**

SAN BERNARDINO COUNTY - 76990800

Security Type/Description Dated Date/Coupon/Maturity	CUSIP	Par	Broker	Next Call Date	Market Price	Market Value	Unreal G/L On Cost	Unreal G/L Amort Cost	Effective Duration	Duration to Worst at Mkt	YTM
Certificate of Deposit											
TORONTO DOMINION BANK NY CERT DEPOS DTD 11/16/2012 0.330% 11/01/2013	89112WHX8	25,000,000.00	TOR DOM		99.91	24,976,668.50	(23,331.50)	(23,331.50)	0.67	0.67	0.31
BANK OF NOVA SCOTIA HOUSTON CERT DEPOS DTD 01/02/2013 0.310% 01/02/2014	06417FKJ8	25,000,000.00	BNS		99.98	24,994,873.75	(5,126.25)	(5,126.25)	0.84	0.84	0.34
BANK OF NOVA SCOTIA NY CERT DEPOS DTD 01/15/2013 0.300% 01/02/2014	06417FLM0	25,000,000.00	BNS		99.92	24,980,929.00	(19,071.00)	(19,071.00)	0.84	0.84	0.34
ROYAL BANK OF CANADA NY CD (FLOAT) DTD 02/07/2013 0.370% 02/10/2014	78009NKY1	50,000,000.00	RBC CAP		99.99	49,995,350.00	(4,650.00)	(4,650.00)	0.00	0.94	0.38
ROYAL BANK OF CANADA NY (FLOAT) DTD 02/28/2013 0.360% 02/28/2014	78009NLM6	25,000,000.00	RBC CAP		99.97	24,992,250.00	(7,750.00)	(7,750.00)	0.00	1.00	0.40
Security Type Sub-Total		825,000,000.00				824,948,477.50	(51,522.50)	(51,522.50)	0.23	0.31	0.25
Managed Account Sub-Total		3,966,000,000.00				3,987,398,559.19	(4,717,163.30)	7,766,844.08	0.95	0.95	0.27
Securities Sub-Total		\$3,966,000,000.00				\$3,987,398,559.19	(\$4,717,163.30)	\$7,766,844.08	0.95	0.95	0.27%
Accrued Interest						\$6,638,045.65					
Total Investments						\$3,994,036,604.84					



Managed Account Security Transactions & Interest

For the Month Ending **February 28, 2013**

SAN BERNARDINO COUNTY - 76990800

Transaction Type		Security Description	CUSIP	Par	Principal Proceeds	Accrued Interest	Total	Realized G/L Cost	Realized G/L Amort Cost	Sale Method
Trade	Settle									
BUY										
01/30/13	02/07/13	ROYAL BANK OF CANADA NY CD (FLOAT) DTD 02/07/2013 0.370% 02/10/2014	78009NKY1	50,000,000.00	(50,000,000.00)	0.00	(50,000,000.00)			
02/01/13	02/01/13	US BANK NA COMM PAPER -- 0.000% 02/04/2013	9033E0P42	50,000,000.00	(49,999,500.00)	0.00	(49,999,500.00)			
02/01/13	02/01/13	US BANK NA COMM PAPER -- 0.000% 02/04/2013	9033E0P42	50,000,000.00	(49,999,500.00)	0.00	(49,999,500.00)			
02/01/13	02/01/13	US BANK NA COMM PAPER -- 0.000% 02/04/2013	9033E0P42	50,000,000.00	(49,999,500.00)	0.00	(49,999,500.00)			
02/01/13	02/01/13	RABOBANK USA FIN CORP COMM PAPER -- 0.000% 02/04/2013	74977KP45	50,000,000.00	(49,999,500.00)	0.00	(49,999,500.00)			
02/01/13	02/01/13	RABOBANK USA FIN CORP COMM PAPER -- 0.000% 02/04/2013	74977KP45	46,000,000.00	(45,999,540.00)	0.00	(45,999,540.00)			
02/01/13	02/01/13	GOLDMAN SACHS & CO REPO AGRMT DTD 02/01/2013 0.110% 02/04/2013	RE0962143	50,000,000.00	(50,000,000.00)	0.00	(50,000,000.00)			
02/04/13	02/04/13	GOLDMAN SACHS & CO REPO AGRMT DTD 02/04/2013 0.090% 02/05/2013	RE0962150	50,000,000.00	(50,000,000.00)	0.00	(50,000,000.00)			
02/04/13	02/04/13	RABOBANK USA FIN CORP COMM PAPER -- 0.000% 02/05/2013	74977KP52	28,000,000.00	(27,999,906.67)	0.00	(27,999,906.67)			
02/04/13	02/04/13	RABOBANK USA FIN CORP COMM PAPER -- 0.000% 02/05/2013	74977KP52	50,000,000.00	(49,999,833.33)	0.00	(49,999,833.33)			
02/04/13	02/04/13	RABOBANK USA FIN CORP COMM PAPER -- 0.000% 02/05/2013	74977KP52	50,000,000.00	(49,999,833.33)	0.00	(49,999,833.33)			
02/04/13	02/04/13	US BANK NA COMM PAPER -- 0.000% 02/05/2013	9033E0P59	50,000,000.00	(49,999,847.22)	0.00	(49,999,847.22)			
02/04/13	02/04/13	US BANK NA COMM PAPER -- 0.000% 02/05/2013	9033E0P59	50,000,000.00	(49,999,847.22)	0.00	(49,999,847.22)			
02/05/13	02/05/13	US BANK NA COMM PAPER -- 0.000% 02/06/2013	9033E0P67	50,000,000.00	(49,999,847.22)	0.00	(49,999,847.22)			



Managed Account Security Transactions & Interest

For the Month Ending **February 28, 2013**

SAN BERNARDINO COUNTY - 76990800

Transaction Type		Security Description	CUSIP	Par	Principal Proceeds	Accrued Interest	Total	Realized G/L Cost	Realized G/L Amort Cost	Sale Method
Trade	Settle									
BUY										
02/05/13	02/05/13	US BANK NA COMM PAPER -- 0.000% 02/06/2013	9033E0P67	50,000,000.00	(49,999,847.22)	0.00	(49,999,847.22)			
02/05/13	02/05/13	RABOBANK USA FIN CORP COMM PAPER -- 0.000% 02/06/2013	74977KP60	50,000,000.00	(49,999,847.22)	0.00	(49,999,847.22)			
02/05/13	02/05/13	RABOBANK USA FIN CORP COMM PAPER -- 0.000% 02/06/2013	74977KP60	50,000,000.00	(49,999,847.22)	0.00	(49,999,847.22)			
02/05/13	02/05/13	RABOBANK USA FIN CORP COMM PAPER -- 0.000% 02/06/2013	74977KP60	28,000,000.00	(27,999,914.44)	0.00	(27,999,914.44)			
02/05/13	02/05/13	GOLDMAN SACHS & CO REPO AGRMT DTD 02/05/2013 0.050% 02/06/2013	RE0962168	50,000,000.00	(50,000,000.00)	0.00	(50,000,000.00)			
02/05/13	02/05/13	US BANK NA COMM PAPER -- 0.000% 02/06/2013	9033E0P67	40,000,000.00	(39,999,877.78)	0.00	(39,999,877.78)			
02/06/13	02/06/13	GOLDMAN SACHS & CO REPO AGRMT DTD 02/06/2013 0.050% 02/07/2013	RE0962184	50,000,000.00	(50,000,000.00)	0.00	(50,000,000.00)			
02/06/13	02/06/13	US BANK NA COMM PAPER -- 0.000% 02/07/2013	9033E0P75	50,000,000.00	(49,999,847.22)	0.00	(49,999,847.22)			
02/06/13	02/06/13	US BANK NA COMM PAPER -- 0.000% 02/07/2013	9033E0P75	50,000,000.00	(49,999,847.22)	0.00	(49,999,847.22)			
02/06/13	02/06/13	US BANK NA COMM PAPER -- 0.000% 02/07/2013	9033E0P75	40,000,000.00	(39,999,877.78)	0.00	(39,999,877.78)			
02/06/13	02/06/13	BANK OF NOVA SCOTIA NY COMM PAPER -- 0.000% 02/07/2013	06416JP72	50,000,000.00	(49,999,847.22)	0.00	(49,999,847.22)			
02/06/13	02/06/13	BANK OF NOVA SCOTIA NY COMM PAPER -- 0.000% 02/07/2013	06416JP72	50,000,000.00	(49,999,847.22)	0.00	(49,999,847.22)			
02/06/13	02/06/13	BNP PARIBAS FINANCE INC COMM PAPER -- 0.000% 02/07/2013	0556N0P74	46,000,000.00	(45,999,872.22)	0.00	(45,999,872.22)			



Managed Account Security Transactions & Interest

For the Month Ending February 28, 2013

SAN BERNARDINO COUNTY - 76990800

Transaction Type	Trade	Settle	Security Description	CUSIP	Par	Principal Proceeds	Accrued Interest	Total	Realized G/L Cost	Realized G/L Amort Cost	Sale Method
BUY											
	02/07/13	02/07/13	RABOBANK USA FIN CORP COMM PAPER -- 0.000% 02/08/2013	74977KP86	50,000,000.00	(49,999,861.11)	0.00	(49,999,861.11)			
	02/07/13	02/07/13	RABOBANK USA FIN CORP COMM PAPER -- 0.000% 02/08/2013	74977KP86	50,000,000.00	(49,999,861.11)	0.00	(49,999,861.11)			
	02/07/13	02/07/13	RABOBANK USA FIN CORP COMM PAPER -- 0.000% 02/08/2013	74977KP86	25,000,000.00	(24,999,930.56)	0.00	(24,999,930.56)			
	02/07/13	02/07/13	BANK OF NOVA SCOTIA NY COMM PAPER -- 0.000% 02/08/2013	06416JP80	50,000,000.00	(49,999,847.22)	0.00	(49,999,847.22)			
	02/07/13	02/07/13	BANK OF NOVA SCOTIA NY COMM PAPER -- 0.000% 02/08/2013	06416JP80	50,000,000.00	(49,999,847.22)	0.00	(49,999,847.22)			
	02/07/13	02/07/13	GOLDMAN SACHS & CO REPO AGRMT DTD 02/07/2013 0.060% 02/08/2013	RE0962192	50,000,000.00	(50,000,000.00)	0.00	(50,000,000.00)			
	02/08/13	02/08/13	GOLDMAN SACHS & CO REPO AGRMT DTD 02/08/2013 0.090% 02/11/2013	RE0962218	50,000,000.00	(50,000,000.00)	0.00	(50,000,000.00)			
	02/08/13	02/08/13	BANK OF NOVA SCOTIA NY COMM PAPER -- 0.000% 02/11/2013	06416JPB3	50,000,000.00	(49,999,500.00)	0.00	(49,999,500.00)			
	02/08/13	02/08/13	BANK OF NOVA SCOTIA NY COMM PAPER -- 0.000% 02/11/2013	06416JPB3	50,000,000.00	(49,999,500.00)	0.00	(49,999,500.00)			
	02/08/13	02/08/13	RABOBANK USA FIN CORP COMM PAPER -- 0.000% 02/11/2013	74977KPB9	50,000,000.00	(49,999,500.00)	0.00	(49,999,500.00)			
	02/08/13	02/08/13	RABOBANK USA FIN CORP COMM PAPER -- 0.000% 02/11/2013	74977KPB9	50,000,000.00	(49,999,500.00)	0.00	(49,999,500.00)			
	02/08/13	02/08/13	RABOBANK USA FIN CORP COMM PAPER -- 0.000% 02/11/2013	74977KPB9	25,000,000.00	(24,999,750.00)	0.00	(24,999,750.00)			



Managed Account Security Transactions & Interest

For the Month Ending **February 28, 2013**

SAN BERNARDINO COUNTY - 76990800

Transaction Type		Security Description	CUSIP	Par	Principal Proceeds	Accrued Interest	Total	Realized G/L Cost	Realized G/L Amort Cost	Sale Method
Trade	Settle									
BUY										
02/11/13	02/11/13	BANK OF NOVA SCOTIA NY COMM PAPER -- 0.000% 02/12/2013	06416JPC1	50,000,000.00	(49,999,833.33)	0.00	(49,999,833.33)			
02/11/13	02/11/13	BANK OF NOVA SCOTIA NY COMM PAPER -- 0.000% 02/12/2013	06416JPC1	50,000,000.00	(49,999,833.33)	0.00	(49,999,833.33)			
02/11/13	02/11/13	GOLDMAN SACHS & CO REPO AGRMT DTD 02/11/2013 0.060% 02/12/2013	RE0962226	50,000,000.00	(50,000,000.00)	0.00	(50,000,000.00)			
02/11/13	02/11/13	RABOBANK USA FIN CORP COMM PAPER -- 0.000% 02/12/2013	74977KPC7	50,000,000.00	(49,999,847.22)	0.00	(49,999,847.22)			
02/11/13	02/11/13	RABOBANK USA FIN CORP COMM PAPER -- 0.000% 02/12/2013	74977KPC7	50,000,000.00	(49,999,847.22)	0.00	(49,999,847.22)			
02/11/13	02/11/13	RABOBANK USA FIN CORP COMM PAPER -- 0.000% 02/12/2013	74977KPC7	20,000,000.00	(19,999,938.89)	0.00	(19,999,938.89)			
02/12/13	02/12/13	RABOBANK USA FIN CORP COMM PAPER -- 0.000% 02/13/2013	74977KPD5	50,000,000.00	(49,999,861.11)	0.00	(49,999,861.11)			
02/12/13	02/12/13	RABOBANK USA FIN CORP COMM PAPER -- 0.000% 02/13/2013	74977KPD5	50,000,000.00	(49,999,861.11)	0.00	(49,999,861.11)			
02/12/13	02/12/13	RABOBANK USA FIN CORP COMM PAPER -- 0.000% 02/13/2013	74977KPD5	20,000,000.00	(19,999,944.44)	0.00	(19,999,944.44)			
02/12/13	02/12/13	GOLDMAN SACHS & CO REPO AGRMT DTD 02/12/2013 0.070% 02/13/2013	RE0971953	50,000,000.00	(50,000,000.00)	0.00	(50,000,000.00)			
02/12/13	02/12/13	BANK OF NOVA SCOTIA NY COMM PAPER -- 0.000% 02/13/2013	06416JPD9	50,000,000.00	(49,999,833.33)	0.00	(49,999,833.33)			
02/12/13	02/12/13	BANK OF NOVA SCOTIA NY COMM PAPER -- 0.000% 02/13/2013	06416JPD9	50,000,000.00	(49,999,833.33)	0.00	(49,999,833.33)			



Managed Account Security Transactions & Interest

For the Month Ending **February 28, 2013**

SAN BERNARDINO COUNTY - 76990800

Transaction Type		Security Description	CUSIP	Par	Principal Proceeds	Accrued Interest	Total	Realized G/L Cost	Realized G/L Amort Cost	Sale Method
Trade	Settle									
BUY										
02/13/13	02/13/13	BANK OF NOVA SCOTIA NY COMM PAPER -- 0.000% 02/14/2013	06416JPE7	50,000,000.00	(49,999,833.33)	0.00	(49,999,833.33)			
02/13/13	02/13/13	BANK OF NOVA SCOTIA NY COMM PAPER -- 0.000% 02/14/2013	06416JPE7	50,000,000.00	(49,999,833.33)	0.00	(49,999,833.33)			
02/13/13	02/13/13	RABOBANK USA FIN CORP COMM PAPER -- 0.000% 02/14/2013	74977KPE3	50,000,000.00	(49,999,833.33)	0.00	(49,999,833.33)			
02/13/13	02/13/13	RABOBANK USA FIN CORP COMM PAPER -- 0.000% 02/14/2013	74977KPE3	50,000,000.00	(49,999,833.33)	0.00	(49,999,833.33)			
02/13/13	02/13/13	RABOBANK USA FIN CORP COMM PAPER -- 0.000% 02/14/2013	74977KPE3	20,000,000.00	(19,999,933.33)	0.00	(19,999,933.33)			
02/13/13	02/13/13	GOLDMAN SACHS & CO REPO AGRMT DTD 02/13/2013 0.090% 02/14/2013	RE0962234	50,000,000.00	(50,000,000.00)	0.00	(50,000,000.00)			
02/14/13	02/14/13	GOLDMAN SACHS & CO REPO AGRMT DTD 02/14/2013 0.110% 02/15/2013	RE0962267	50,000,000.00	(50,000,000.00)	0.00	(50,000,000.00)			
02/14/13	02/14/13	RABOBANK USA FIN CORP COMM PAPER -- 0.000% 02/15/2013	74977KPF0	50,000,000.00	(49,999,833.33)	0.00	(49,999,833.33)			
02/14/13	02/14/13	RABOBANK USA FIN CORP COMM PAPER -- 0.000% 02/15/2013	74977KPF0	50,000,000.00	(49,999,833.33)	0.00	(49,999,833.33)			
02/14/13	02/14/13	RABOBANK USA FIN CORP COMM PAPER -- 0.000% 02/15/2013	74977KPF0	20,000,000.00	(19,999,933.33)	0.00	(19,999,933.33)			
02/14/13	02/14/13	BANK OF NOVA SCOTIA NY COMM PAPER -- 0.000% 02/15/2013	06416JPF4	50,000,000.00	(49,999,833.33)	0.00	(49,999,833.33)			
02/14/13	02/14/13	BANK OF NOVA SCOTIA NY COMM PAPER -- 0.000% 02/15/2013	06416JPF4	50,000,000.00	(49,999,833.33)	0.00	(49,999,833.33)			



Managed Account Security Transactions & Interest

For the Month Ending **February 28, 2013**

SAN BERNARDINO COUNTY - 76990800

Transaction Type		Security Description	CUSIP	Par	Principal Proceeds	Accrued Interest	Total	Realized G/L Cost	Realized G/L Amort Cost	Sale Method
Trade	Settle									
BUY										
02/14/13	02/15/13	FANNIE MAE GLOBAL NOTES DTD 02/15/2013 0.500% 03/30/2016	3135G0VA8	40,000,000.00	(39,954,400.00)	0.00	(39,954,400.00)			
02/15/13	02/15/13	BANK OF NOVA SCOTIA NY COMM PAPER	06416JPK3	50,000,000.00	(49,999,278.00)	0.00	(49,999,278.00)			
		-- 0.000% 02/19/2013								
02/15/13	02/15/13	BANK OF NOVA SCOTIA NY COMM PAPER	06416JPK3	50,000,000.00	(49,999,278.00)	0.00	(49,999,278.00)			
		-- 0.000% 02/19/2013								
02/15/13	02/15/13	GOLDMAN SACHS & CO REPO AGRMT DTD 02/15/2013 0.170% 02/19/2013	RE0971961	50,000,000.00	(50,000,000.00)	0.00	(50,000,000.00)			
02/15/13	02/15/13	RABOBANK USA FIN CORP COMM PAPER	74977KPK9	50,000,000.00	(49,999,222.22)	0.00	(49,999,222.22)			
		-- 0.000% 02/19/2013								
02/15/13	02/15/13	RABOBANK USA FIN CORP COMM PAPER	74977KPK9	35,000,000.00	(34,999,455.56)	0.00	(34,999,455.56)			
		-- 0.000% 02/19/2013								
02/19/13	02/19/13	RABOBANK USA FIN CORP COMM PAPER	74977KPL7	50,000,000.00	(49,999,819.44)	0.00	(49,999,819.44)			
		-- 0.000% 02/20/2013								
02/19/13	02/19/13	RABOBANK USA FIN CORP COMM PAPER	74977KPL7	50,000,000.00	(49,999,819.44)	0.00	(49,999,819.44)			
		-- 0.000% 02/20/2013								
02/19/13	02/19/13	GOLDMAN SACHS & CO REPO AGRMT DTD 02/19/2013 0.110% 02/20/2013	RE0962275	50,000,000.00	(50,000,000.00)	0.00	(50,000,000.00)			
02/19/13	02/19/13	BANK OF NOVA SCOTIA NY COMM PAPER	06416JPL1	50,000,000.00	(49,999,833.33)	0.00	(49,999,833.33)			
		-- 0.000% 02/20/2013								
02/19/13	02/19/13	BANK OF NOVA SCOTIA NY COMM PAPER	06416JPL1	35,000,000.00	(34,999,883.33)	0.00	(34,999,883.33)			
		-- 0.000% 02/20/2013								
02/20/13	02/20/13	BANK OF NOVA SCOTIA NY COMM PAPER	06416JPM9	50,000,000.00	(49,999,833.33)	0.00	(49,999,833.33)			
		-- 0.000% 02/21/2013								



Managed Account Security Transactions & Interest

For the Month Ending February 28, 2013

SAN BERNARDINO COUNTY - 76990800

Transaction Type		Security Description	CUSIP	Par	Principal Proceeds	Accrued Interest	Total	Realized G/L Cost	Realized G/L Amort Cost	Sale Method
Trade	Settle									
BUY										
02/20/13	02/20/13	BANK OF NOVA SCOTIA NY COMM PAPER -- 0.000% 02/21/2013	06416JPM9	50,000,000.00	(49,999,833.33)	0.00	(49,999,833.33)			
02/20/13	02/20/13	RABOBANK USA FIN CORP COMM PAPER -- 0.000% 02/21/2013	74977KPM5	50,000,000.00	(49,999,833.33)	0.00	(49,999,833.33)			
02/20/13	02/20/13	RABOBANK USA FIN CORP COMM PAPER -- 0.000% 02/21/2013	74977KPM5	33,000,000.00	(32,999,890.00)	0.00	(32,999,890.00)			
02/20/13	02/20/13	GOLDMAN SACHS & CO REPO AGRMT DTD 02/20/2013 0.140% 02/21/2013	RE0962283	50,000,000.00	(50,000,000.00)	0.00	(50,000,000.00)			
02/21/13	02/21/13	RABOBANK USA FIN CORP COMM PAPER -- 0.000% 02/22/2013	74977KPN3	50,000,000.00	(49,999,833.33)	0.00	(49,999,833.33)			
02/21/13	02/21/13	RABOBANK USA FIN CORP COMM PAPER -- 0.000% 02/22/2013	74977KPN3	50,000,000.00	(49,999,833.33)	0.00	(49,999,833.33)			
02/21/13	02/21/13	RABOBANK USA FIN CORP COMM PAPER -- 0.000% 02/22/2013	74977KPN3	43,000,000.00	(42,999,856.67)	0.00	(42,999,856.67)			
02/21/13	02/21/13	GOLDMAN SACHS & CO REPO AGRMT DTD 02/21/2013 0.160% 02/22/2013	RE0962291	50,000,000.00	(50,000,000.00)	0.00	(50,000,000.00)			
02/21/13	02/21/13	BANK OF NOVA SCOTIA NY COMM PAPER -- 0.000% 02/22/2013	06416JPN7	50,000,000.00	(49,999,833.33)	0.00	(49,999,833.33)			
02/21/13	02/21/13	BANK OF NOVA SCOTIA NY COMM PAPER -- 0.000% 02/22/2013	06416JPN7	50,000,000.00	(49,999,833.33)	0.00	(49,999,833.33)			
02/22/13	02/22/13	BANK OF NOVA SCOTIA NY COMM PAPER -- 0.000% 02/25/2013	06416JPR8	50,000,000.00	(49,999,500.00)	0.00	(49,999,500.00)			
02/22/13	02/22/13	BANK OF NOVA SCOTIA NY COMM PAPER -- 0.000% 02/25/2013	06416JPR8	45,000,000.00	(44,999,550.00)	0.00	(44,999,550.00)			



Managed Account Security Transactions & Interest

For the Month Ending **February 28, 2013**

SAN BERNARDINO COUNTY - 76990800

Transaction Type		Security Description	CUSIP	Par	Principal Proceeds	Accrued Interest	Total	Realized G/L Cost	Realized G/L Amort Cost	Sale Method
Trade	Settle									
BUY										
02/22/13	02/22/13	GOLDMAN SACHS & CO REPO AGRMT DTD 02/22/2013 0.150% 02/25/2013	RE0962309	50,000,000.00	(50,000,000.00)	0.00	(50,000,000.00)			
02/22/13	02/22/13	RABOBANK USA FIN CORP COMM PAPER -- 0.000% 02/25/2013	74977KPR4	50,000,000.00	(49,999,500.00)	0.00	(49,999,500.00)			
02/22/13	02/22/13	RABOBANK USA FIN CORP COMM PAPER -- 0.000% 02/25/2013	74977KPR4	50,000,000.00	(49,999,500.00)	0.00	(49,999,500.00)			
02/22/13	02/22/13	RABOBANK USA FIN CORP COMM PAPER -- 0.000% 02/25/2013	74977KPR4	20,000,000.00	(19,999,800.00)	0.00	(19,999,800.00)			
02/25/13	02/25/13	RABOBANK USA FIN CORP COMM PAPER -- 0.000% 02/26/2013	74977KPS2	50,000,000.00	(49,999,819.44)	0.00	(49,999,819.44)			
02/25/13	02/25/13	RABOBANK USA FIN CORP COMM PAPER -- 0.000% 02/26/2013	74977KPS2	50,000,000.00	(49,999,819.44)	0.00	(49,999,819.44)			
02/25/13	02/25/13	GOLDMAN SACHS & CO REPO AGRMT DTD 02/25/2013 0.110% 02/26/2013	RE0962317	50,000,000.00	(50,000,000.00)	0.00	(50,000,000.00)			
02/25/13	02/25/13	BNP PARIBAS FINANCE INC COMM PAPER -- 0.000% 02/26/2013	0556N0PS8	50,000,000.00	(49,999,833.33)	0.00	(49,999,833.33)			
02/25/13	02/25/13	BNP PARIBAS FINANCE INC COMM PAPER -- 0.000% 02/26/2013	0556N0PS8	50,000,000.00	(49,999,833.33)	0.00	(49,999,833.33)			
02/26/13	02/26/13	BNP PARIBAS FINANCE INC COMM PAPER -- 0.000% 02/27/2013	0556N0PT6	50,000,000.00	(49,999,847.22)	0.00	(49,999,847.22)			
02/26/13	02/26/13	BNP PARIBAS FINANCE INC COMM PAPER -- 0.000% 02/27/2013	0556N0PT6	50,000,000.00	(49,999,847.22)	0.00	(49,999,847.22)			
02/26/13	02/26/13	BNP PARIBAS FINANCE INC COMM PAPER -- 0.000% 02/27/2013	0556N0PT6	25,000,000.00	(24,999,923.61)	0.00	(24,999,923.61)			



Managed Account Security Transactions & Interest

For the Month Ending **February 28, 2013**

SAN BERNARDINO COUNTY - 76990800

Transaction Type		Security Description	CUSIP	Par	Principal Proceeds	Accrued Interest	Total	Realized G/L Cost	Realized G/L Amort Cost	Sale Method
Trade	Settle									
BUY										
02/26/13	02/26/13	RABOBANK USA FIN CORP COMM PAPER -- 0.000% 02/27/2013	74977KPT0	50,000,000.00	(49,999,847.22)	0.00	(49,999,847.22)			
02/26/13	02/26/13	RABOBANK USA FIN CORP COMM PAPER -- 0.000% 02/27/2013	74977KPT0	33,000,000.00	(32,999,899.17)	0.00	(32,999,899.17)			
02/26/13	02/26/13	GOLDMAN SACHS & CO REPO AGRMT DTD 02/26/2013 0.060% 02/27/2013	RE0962325	50,000,000.00	(50,000,000.00)	0.00	(50,000,000.00)			
02/26/13	02/26/13	RABOBANK USA FIN CORP COMM PAPER -- 0.000% 02/27/2013	74977KPT0	50,000,000.00	(49,999,847.22)	0.00	(49,999,847.22)			
02/26/13	02/28/13	ROYAL BANK OF CANADA NY (FLOAT) DTD 02/28/2013 0.360% 02/28/2014	78009NLM6	25,000,000.00	(25,000,000.00)	0.00	(25,000,000.00)			
02/27/13	02/27/13	RABOBANK USA FIN CORP COMM PAPER -- 0.000% 02/28/2013	74977KPU7	50,000,000.00	(49,999,847.22)	0.00	(49,999,847.22)			
02/27/13	02/27/13	RABOBANK USA FIN CORP COMM PAPER -- 0.000% 02/28/2013	74977KPU7	50,000,000.00	(49,999,847.22)	0.00	(49,999,847.22)			
02/27/13	02/27/13	BNP PARIBAS FINANCE INC COMM PAPER -- 0.000% 02/28/2013	0556N0PU3	50,000,000.00	(49,999,847.22)	0.00	(49,999,847.22)			
02/27/13	02/27/13	BNP PARIBAS FINANCE INC COMM PAPER -- 0.000% 02/28/2013	0556N0PU3	20,000,000.00	(19,999,938.89)	0.00	(19,999,938.89)			
02/27/13	02/27/13	BNP PARIBAS FINANCE INC COMM PAPER -- 0.000% 02/28/2013	0556N0PU3	50,000,000.00	(49,999,847.22)	0.00	(49,999,847.22)			
02/27/13	02/27/13	BNP PARIBAS FINANCE INC COMM PAPER -- 0.000% 02/28/2013	0556N0PU3	29,000,000.00	(28,999,911.39)	0.00	(28,999,911.39)			
02/27/13	02/27/13	BANK OF MONTREAL CHICAGO CERT DEPOS DTD 02/27/2013 0.180% 04/01/2013	06366XE73	50,000,000.00	(50,000,000.00)	0.00	(50,000,000.00)			



Managed Account Security Transactions & Interest

For the Month Ending February 28, 2013

SAN BERNARDINO COUNTY - 76990800

Transaction Type	Trade	Settle	Security Description	CUSIP	Par	Principal Proceeds	Accrued Interest	Total	Realized G/L Cost	Realized G/L Amort Cost	Sale Method
BUY											
	02/27/13	02/27/13	BANK OF MONTREAL CHICAGO CERT DEPOS DTD 02/27/2013 0.180% 05/01/2013	06366XF56	25,000,000.00	(25,000,000.00)	0.00	(25,000,000.00)			
	02/27/13	02/27/13	GENERAL ELECTRIC CO COMM PAPER -- 0.000% 03/11/2013	36960LOB4	40,000,000.00	(39,998,400.00)	0.00	(39,998,400.00)			
	02/27/13	02/27/13	GOLDMAN SACHS & CO REPO AGRMT DTD 02/27/2013 0.070% 02/28/2013	RE0962341	50,000,000.00	(50,000,000.00)	0.00	(50,000,000.00)			
	02/27/13	02/28/13	BANK OF MONTREAL CHICAGO CERT DEPOS DTD 02/28/2013 0.180% 04/02/2013	06366XF72	25,000,000.00	(25,000,000.00)	0.00	(25,000,000.00)			
	02/28/13	02/28/13	BANK OF MONTREAL CHICAGO CERT DEPOS DTD 02/28/2013 0.190% 06/03/2013	06366XG22	50,000,000.00	(50,000,000.00)	0.00	(50,000,000.00)			
	02/28/13	02/28/13	BNP PARIBAS FINANCE INC COMM PAPER -- 0.000% 03/01/2013	0556N0Q16	50,000,000.00	(49,999,833.33)	0.00	(49,999,833.33)			
	02/28/13	02/28/13	BNP PARIBAS FINANCE INC COMM PAPER -- 0.000% 03/01/2013	0556N0Q16	50,000,000.00	(49,999,833.33)	0.00	(49,999,833.33)			
	02/28/13	02/28/13	BNP PARIBAS FINANCE INC COMM PAPER -- 0.000% 03/01/2013	0556N0Q16	50,000,000.00	(49,999,833.33)	0.00	(49,999,833.33)			
	02/28/13	02/28/13	BNP PARIBAS FINANCE INC COMM PAPER -- 0.000% 03/01/2013	0556N0Q16	30,000,000.00	(29,999,900.00)	0.00	(29,999,900.00)			
	02/28/13	02/28/13	US BANK NA COMM PAPER -- 0.000% 03/01/2013	9033E0Q17	50,000,000.00	(49,999,888.89)	0.00	(49,999,888.89)			
	02/28/13	02/28/13	US BANK NA COMM PAPER -- 0.000% 03/01/2013	9033E0O17	50,000,000.00	(49,999,888.89)	0.00	(49,999,888.89)			
	02/28/13	02/28/13	BANK OF NOVA SCOTIA NY COMM PAPER -- 0.000% 03/08/2013	06416JO89	50,000,000.00	(49,998,888.89)	0.00	(49,998,888.89)			
	02/28/13	02/28/13	GOLDMAN SACHS & CO REPO AGRMT DTD 02/28/2013 0.170% 03/01/2013	RE0962366	50,000,000.00	(50,000,000.00)	0.00	(50,000,000.00)			



Managed Account Security Transactions & Interest

For the Month Ending **February 28, 2013**

SAN BERNARDINO COUNTY - 76990800

Transaction Type	Trade	Settle	Security Description	CUSIP	Par	Principal Proceeds	Accrued Interest	Total	Realized G/L Cost	Realized G/L Amort Cost	Sale Method
Transaction Type Sub-Total					5,661,000,000.00	(5,660,931,033.90)	0.00	(5,660,931,033.90)			
INTEREST											
02/01/13	02/01/13		FFCB NOTES (FLOAT) DTD 08/01/2012 0.280% 08/01/2014	3133EAB49	50,000,000.00	0.00	37,902.50	37,902.50			
02/07/13	02/07/13		FNMA NOTES (CALLABLE) DTD 08/07/2012 0.500% 08/07/2015	3135G0NG4	50,000,000.00	0.00	125,000.00	125,000.00			
02/09/13	02/09/13		FNMA NOTES DTD 06/17/2011 0.500% 08/09/2013	3135G0BR3	12,500,000.00	0.00	31,250.00	31,250.00			
02/09/13	02/09/13		FNMA NOTES DTD 06/17/2011 0.500% 08/09/2013	3135G0BR3	12,500,000.00	0.00	31,250.00	31,250.00			
02/15/13	02/15/13		US TREASURY N/B DTD 08/15/2012 0.250% 08/15/2015	912828TK6	50,000,000.00	0.00	62,500.00	62,500.00			
02/15/13	02/15/13		US TREASURY NOTES DTD 02/15/2011 1.250% 02/15/2014	912828OH6	50,000,000.00	0.00	312,500.00	312,500.00			
02/17/13	02/17/13		FHLMC FLOATING NOTES DTD 06/17/2011 0.152% 06/17/2013	3134G2MJ8	50,000,000.00	0.00	6,703.75	6,703.75			
02/20/13	02/20/13		FREDDIE MAC GLOBAL NOTES DTD 07/26/2011 1.000% 08/20/2014	3134G2UA8	25,000,000.00	0.00	125,000.00	125,000.00			
02/20/13	02/20/13		FNMA NOTES DTD 07/09/2010 1.250% 08/20/2013	31398AX31	50,000,000.00	0.00	312,500.00	312,500.00			
02/20/13	02/20/13		FREDDIE MAC GLOBAL NOTES DTD 07/26/2011 1.000% 08/20/2014	3134G2UA8	25,000,000.00	0.00	125,000.00	125,000.00			
02/20/13	02/20/13		FREDDIE MAC GLOBAL NOTES DTD 07/26/2011 1.000% 08/20/2014	3134G2UA8	25,000,000.00	0.00	125,000.00	125,000.00			
02/20/13	02/20/13		FREDDIE MAC GLOBAL NOTES DTD 07/26/2011 1.000% 08/20/2014	3134G2UA8	25,000,000.00	0.00	125,000.00	125,000.00			
02/21/13	02/21/13		FNMA GLOBAL BENCHMRK NOTES (EX-CALLABLE) DTD 02/18/2003 4.750% 02/21/2013	31359MQV8	25,000,000.00	0.00	593,750.00	593,750.00			
02/21/13	02/21/13		FFCB BONDS DTD 01/15/2010 1.750% 02/21/2013	31331JBV4	25,000,000.00	0.00	218,750.00	218,750.00			
02/21/13	02/21/13		FNMA GLOBAL BENCHMRK NOTES (EX-CALLABLE) DTD 02/18/2003 4.750% 02/21/2013	31359MQV8	20,000,000.00	0.00	475,000.00	475,000.00			



Managed Account Security Transactions & Interest

For the Month Ending February 28, 2013

SAN BERNARDINO COUNTY - 76990800

Transaction Type	Trade	Settle	Security Description	CUSIP	Par	Principal Proceeds	Accrued Interest	Total	Realized G/L Cost	Realized G/L Amort Cost	Sale Method
INTEREST											
	02/25/13	02/25/13	FHLMC NOTES DTD 01/06/2011 1.375% 02/25/2014	3137EACR8	25,000,000.00	0.00	171,875.00	171,875.00			
	02/28/13	02/28/13	FEDERATED PRIME OBLIGATION MUTUAL	60934N203	0.00	0.00	66.87	66.87			
	02/28/13	02/28/13	FIDELITY GOV'T MM FUND 57	316175108	0.00	0.00	23.02	23.02			
	02/28/13	02/28/13	FANNIE MAE GLOBAL NOTES DTD 07/20/2012 0.875% 08/28/2017	3135G0MZ3	50,000,000.00	0.00	218,750.00	218,750.00			
	02/28/13	02/28/13	GOLDMAN FS GOVERNMENT MM FUND	38141W273	0.00	0.00	291.94	291.94			
	02/28/13	02/28/13	FEDERATED GOVT OBLIGATIONS FUND	60934N104	0.00	0.00	7.29	7.29			
Transaction Type Sub-Total					570,000,000.00	0.00	3,098,120.37	3,098,120.37			

MATURITY											
	02/01/13	02/01/13	GOLDMAN SACHS & CO REPO AGRMT DTD 01/31/2013 0.130% 02/01/2013	RE0962135	50,000,000.00	50,000,000.00	180.56	50,000,180.56	0.00	0.00	
	02/01/13	02/01/13	SVENSKA HANDELSBANKEN NY CERT DEPOS DTD 11/01/2012 0.235% 02/01/2013	86958CLR3	50,000,000.00	50,000,000.00	30,027.78	50,030,027.78	(638.51)	0.00	
	02/01/13	02/01/13	TORONTO DOMINION BANK NY CERT DEPOS DTD 01/10/2013 0.150% 02/01/2013	89112WRS8	50,000,000.00	50,000,000.00	4,583.33	50,004,583.33	0.00	0.00	
	02/01/13	02/01/13	US BANK NA COMM PAPER -- 0.000% 02/01/2013	9033E0P18	50,000,000.00	50,000,000.00	0.00	50,000,000.00	166.67	0.00	
	02/01/13	02/01/13	US BANK NA COMM PAPER -- 0.000% 02/01/2013	9033E0P18	50,000,000.00	50,000,000.00	0.00	50,000,000.00	166.67	0.00	
	02/01/13	02/01/13	US BANK NA COMM PAPER -- 0.000% 02/01/2013	9033E0P18	40,000,000.00	40,000,000.00	0.00	40,000,000.00	133.33	0.00	
	02/01/13	02/01/13	BNP PARIBAS FINANCE INC COMM PAPER -- 0.000% 02/01/2013	0556N0P17	50,000,000.00	50,000,000.00	0.00	50,000,000.00	138.89	0.00	
	02/01/13	02/01/13	BNP PARIBAS FINANCE INC COMM PAPER -- 0.000% 02/01/2013	0556N0P17	50,000,000.00	50,000,000.00	0.00	50,000,000.00	138.89	0.00	



Managed Account Security Transactions & Interest

For the Month Ending **February 28, 2013**

SAN BERNARDINO COUNTY - 76990800

Transaction Type		Security Description	CUSIP	Par	Principal Proceeds	Accrued Interest	Total	Realized G/L Cost	Realized G/L Amort Cost	Sale Method
Trade	Settle									
MATURITY										
02/01/13	02/01/13	BNP PARIBAS FINANCE INC COMM PAPER -- 0.000% 02/01/2013	0556N0P17	22,000,000.00	22,000,000.00	0.00	22,000,000.00	61.11	0.00	
02/01/13	02/01/13	BANK OF NOVA SCOTIA NY COMM PAPER -- 0.000% 02/01/2013	06416JP15	50,000,000.00	50,000,000.00	0.00	50,000,000.00	29,722.22	0.00	
02/01/13	02/01/13	BANK OF MONTREAL CHICAGO CERT DEPOS DTD 01/02/2013 0.190% 02/01/2013	06366XQU9	50,000,000.00	50,000,000.00	7,916.67	50,007,916.67	0.00	0.00	
02/04/13	02/04/13	US BANK NA COMM PAPER -- 0.000% 02/04/2013	9033E0P42	50,000,000.00	50,000,000.00	0.00	50,000,000.00	500.00	0.00	
02/04/13	02/04/13	US BANK NA COMM PAPER -- 0.000% 02/04/2013	9033E0P42	50,000,000.00	50,000,000.00	0.00	50,000,000.00	500.00	0.00	
02/04/13	02/04/13	US BANK NA COMM PAPER -- 0.000% 02/04/2013	9033E0P42	50,000,000.00	50,000,000.00	0.00	50,000,000.00	500.00	0.00	
02/04/13	02/04/13	RABOBANK USA FIN CORP COMM PAPER -- 0.000% 02/04/2013	74977KP45	50,000,000.00	50,000,000.00	0.00	50,000,000.00	500.00	0.00	
02/04/13	02/04/13	RABOBANK USA FIN CORP COMM PAPER -- 0.000% 02/04/2013	74977KP45	46,000,000.00	46,000,000.00	0.00	46,000,000.00	460.00	0.00	
02/04/13	02/04/13	GOLDMAN SACHS & CO REPO AGRMT DTD 02/01/2013 0.110% 02/04/2013	RE0962143	50,000,000.00	50,000,000.00	458.33	50,000,458.33	0.00	0.00	
02/05/13	02/05/13	GOLDMAN SACHS & CO REPO AGRMT DTD 02/04/2013 0.090% 02/05/2013	RE0962150	50,000,000.00	50,000,000.00	125.00	50,000,125.00	0.00	0.00	
02/05/13	02/05/13	RABOBANK USA FIN CORP COMM PAPER -- 0.000% 02/05/2013	74977KP52	50,000,000.00	50,000,000.00	0.00	50,000,000.00	166.67	0.00	
02/05/13	02/05/13	RABOBANK USA FIN CORP COMM PAPER -- 0.000% 02/05/2013	74977KP52	50,000,000.00	50,000,000.00	0.00	50,000,000.00	166.67	0.00	
02/05/13	02/05/13	RABOBANK USA FIN CORP COMM PAPER -- 0.000% 02/05/2013	74977KP52	28,000,000.00	28,000,000.00	0.00	28,000,000.00	93.33	0.00	



Managed Account Security Transactions & Interest

For the Month Ending **February 28, 2013**

SAN BERNARDINO COUNTY - 76990800

Transaction Type		Security Description	CUSIP	Par	Principal Proceeds	Accrued Interest	Total	Realized G/L Cost	Realized G/L Amort Cost	Sale Method
Trade	Settle									
MATURITY										
02/05/13	02/05/13	BANK OF MONTREAL CHICAGO CERT DEPOS DTD 01/29/2013 0.140% 02/05/2013	06366XVJ8	40,000,000.00	40,000,000.00	1,088.89	40,001,088.89	0.00	0.00	
02/05/13	02/05/13	US BANK NA COMM PAPER -- 0.000% 02/05/2013	9033E0P59	50,000,000.00	50,000,000.00	0.00	50,000,000.00	152.78	0.00	
02/05/13	02/05/13	US BANK NA COMM PAPER -- 0.000% 02/05/2013	9033E0P59	50,000,000.00	50,000,000.00	0.00	50,000,000.00	152.78	0.00	
02/06/13	02/06/13	TOYOTA MOTOR CREDIT CORP COMM PAPER -- 0.000% 02/06/2013	89233GP67	50,000,000.00	50,000,000.00	0.00	50,000,000.00	7,486.11	0.00	
02/06/13	02/06/13	RABOBANK USA FIN CORP COMM PAPER -- 0.000% 02/06/2013	74977KP60	50,000,000.00	50,000,000.00	0.00	50,000,000.00	152.78	0.00	
02/06/13	02/06/13	RABOBANK USA FIN CORP COMM PAPER -- 0.000% 02/06/2013	74977KP60	50,000,000.00	50,000,000.00	0.00	50,000,000.00	152.78	0.00	
02/06/13	02/06/13	RABOBANK USA FIN CORP COMM PAPER -- 0.000% 02/06/2013	74977KP60	28,000,000.00	28,000,000.00	0.00	28,000,000.00	85.56	0.00	
02/06/13	02/06/13	GOLDMAN SACHS & CO REPO AGRMT DTD 02/05/2013 0.050% 02/06/2013	RE0962168	50,000,000.00	50,000,000.00	69.44	50,000,069.44	0.00	0.00	
02/06/13	02/06/13	US BANK NA COMM PAPER -- 0.000% 02/06/2013	9033E0P67	50,000,000.00	50,000,000.00	0.00	50,000,000.00	152.78	0.00	
02/06/13	02/06/13	US BANK NA COMM PAPER -- 0.000% 02/06/2013	9033E0P67	40,000,000.00	40,000,000.00	0.00	40,000,000.00	122.22	0.00	
02/06/13	02/06/13	US BANK NA COMM PAPER -- 0.000% 02/06/2013	9033E0P67	50,000,000.00	50,000,000.00	0.00	50,000,000.00	152.78	0.00	
02/07/13	02/07/13	GOLDMAN SACHS & CO REPO AGRMT DTD 02/06/2013 0.050% 02/07/2013	RE0962184	50,000,000.00	50,000,000.00	69.44	50,000,069.44	0.00	0.00	
02/07/13	02/07/13	US BANK NA COMM PAPER -- 0.000% 02/07/2013	9033E0P75	50,000,000.00	50,000,000.00	0.00	50,000,000.00	152.78	0.00	
02/07/13	02/07/13	US BANK NA COMM PAPER -- 0.000% 02/07/2013	9033E0P75	50,000,000.00	50,000,000.00	0.00	50,000,000.00	152.78	0.00	



Managed Account Security Transactions & Interest

For the Month Ending **February 28, 2013**

SAN BERNARDINO COUNTY - 76990800

Transaction Type		Security Description	CUSIP	Par	Principal Proceeds	Accrued Interest	Total	Realized G/L Cost	Realized G/L Amort Cost	Sale Method
Trade	Settle									
MATURITY										
02/07/13	02/07/13	US BANK NA COMM PAPER -- 0.000% 02/07/2013	9033E0P75	40,000,000.00	40,000,000.00	0.00	40,000,000.00	122.22	0.00	
02/07/13	02/07/13	BANK OF NOVA SCOTIA NY COMM PAPER -- 0.000% 02/07/2013	06416JP72	50,000,000.00	50,000,000.00	0.00	50,000,000.00	152.78	0.00	
02/07/13	02/07/13	BANK OF NOVA SCOTIA NY COMM PAPER -- 0.000% 02/07/2013	06416JP72	50,000,000.00	50,000,000.00	0.00	50,000,000.00	152.78	0.00	
02/07/13	02/07/13	BNP PARIBAS FINANCE INC COMM PAPER -- 0.000% 02/07/2013	0556N0P74	46,000,000.00	46,000,000.00	0.00	46,000,000.00	127.78	0.00	
02/07/13	02/07/13	BANK OF MONTREAL CHICAGO CERT DEPOS DTD 01/15/2013 0.160% 02/07/2013	06366XSK9	25,000,000.00	25,000,000.00	2,555.56	25,002,555.56	0.00	0.00	
02/08/13	02/08/13	BANK OF NOVA SCOTIA NY COMM PAPER -- 0.000% 02/08/2013	06416JP80	50,000,000.00	50,000,000.00	0.00	50,000,000.00	152.78	0.00	
02/08/13	02/08/13	RABOBANK USA FIN CORP COMM PAPER -- 0.000% 02/08/2013	74977KP86	50,000,000.00	50,000,000.00	0.00	50,000,000.00	138.89	0.00	
02/08/13	02/08/13	RABOBANK USA FIN CORP COMM PAPER -- 0.000% 02/08/2013	74977KP86	50,000,000.00	50,000,000.00	0.00	50,000,000.00	138.89	0.00	
02/08/13	02/08/13	RABOBANK USA FIN CORP COMM PAPER -- 0.000% 02/08/2013	74977KP86	25,000,000.00	25,000,000.00	0.00	25,000,000.00	69.44	0.00	
02/08/13	02/08/13	BANK OF NOVA SCOTIA NY COMM PAPER -- 0.000% 02/08/2013	06416JP80	50,000,000.00	50,000,000.00	0.00	50,000,000.00	152.78	0.00	
02/08/13	02/08/13	GOLDMAN SACHS & CO REPO AGRMT DTD 02/07/2013 0.060% 02/08/2013	RE0962192	50,000,000.00	50,000,000.00	83.33	50,000,083.33	0.00	0.00	
02/11/13	02/11/13	GOLDMAN SACHS & CO REPO AGRMT DTD 02/08/2013 0.090% 02/11/2013	RE0962218	50,000,000.00	50,000,000.00	375.00	50,000,375.00	0.00	0.00	



Managed Account Security Transactions & Interest

For the Month Ending **February 28, 2013**

SAN BERNARDINO COUNTY - 76990800

Transaction Type		Security Description	CUSIP	Par	Principal Proceeds	Accrued Interest	Total	Realized G/L Cost	Realized G/L Amort Cost	Sale Method
Trade	Settle									
MATURITY										
02/11/13	02/11/13	BANK OF NOVA SCOTIA NY COMM PAPER -- 0.000% 02/11/2013	06416JPB3	50,000,000.00	50,000,000.00	0.00	50,000,000.00	500.00	0.00	
02/11/13	02/11/13	BANK OF NOVA SCOTIA NY COMM PAPER -- 0.000% 02/11/2013	06416JPB3	50,000,000.00	50,000,000.00	0.00	50,000,000.00	500.00	0.00	
02/11/13	02/11/13	RABOBANK USA FIN CORP COMM PAPER -- 0.000% 02/11/2013	74977KPB9	50,000,000.00	50,000,000.00	0.00	50,000,000.00	500.00	0.00	
02/11/13	02/11/13	RABOBANK USA FIN CORP COMM PAPER -- 0.000% 02/11/2013	74977KPB9	25,000,000.00	25,000,000.00	0.00	25,000,000.00	250.00	0.00	
02/11/13	02/11/13	RABOBANK USA FIN CORP COMM PAPER -- 0.000% 02/11/2013	74977KPB9	50,000,000.00	50,000,000.00	0.00	50,000,000.00	500.00	0.00	
02/11/13	02/11/13	BANK OF MONTREAL CHICAGO CERT DEPOS DTD 01/09/2013 0.160% 02/11/2013	06366XRK0	20,000,000.00	20,000,000.00	2,933.33	20,002,933.33	0.00	0.00	
02/12/13	02/12/13	BANK OF NOVA SCOTIA NY COMM PAPER -- 0.000% 02/12/2013	06416JPC1	50,000,000.00	50,000,000.00	0.00	50,000,000.00	166.67	0.00	
02/12/13	02/12/13	BANK OF NOVA SCOTIA NY COMM PAPER -- 0.000% 02/12/2013	06416JPC1	50,000,000.00	50,000,000.00	0.00	50,000,000.00	166.67	0.00	
02/12/13	02/12/13	GOLDMAN SACHS & CO REPO AGRMT DTD 02/11/2013 0.060% 02/12/2013	RE0962226	50,000,000.00	50,000,000.00	83.33	50,000,083.33	0.00	0.00	
02/12/13	02/12/13	RABOBANK USA FIN CORP COMM PAPER -- 0.000% 02/12/2013	74977KPC7	50,000,000.00	50,000,000.00	0.00	50,000,000.00	152.78	0.00	
02/12/13	02/12/13	RABOBANK USA FIN CORP COMM PAPER -- 0.000% 02/12/2013	74977KPC7	50,000,000.00	50,000,000.00	0.00	50,000,000.00	152.78	0.00	



Managed Account Security Transactions & Interest

For the Month Ending **February 28, 2013**

SAN BERNARDINO COUNTY - 76990800

Transaction Type		Security Description	CUSIP	Par	Principal Proceeds	Accrued Interest	Total	Realized G/L Cost	Realized G/L Amort Cost	Sale Method
Trade	Settle									
MATURITY										
02/12/13	02/12/13	RABOBANK USA FIN CORP COMM PAPER -- 0.000% 02/12/2013	74977KPC7	20,000,000.00	20,000,000.00	0.00	20,000,000.00	61.11	0.00	
02/13/13	02/13/13	RABOBANK USA FIN CORP COMM PAPER -- 0.000% 02/13/2013	74977KPD5	50,000,000.00	50,000,000.00	0.00	50,000,000.00	138.89	0.00	
02/13/13	02/13/13	RABOBANK USA FIN CORP COMM PAPER -- 0.000% 02/13/2013	74977KPD5	50,000,000.00	50,000,000.00	0.00	50,000,000.00	138.89	0.00	
02/13/13	02/13/13	RABOBANK USA FIN CORP COMM PAPER -- 0.000% 02/13/2013	74977KPD5	20,000,000.00	20,000,000.00	0.00	20,000,000.00	55.56	0.00	
02/13/13	02/13/13	GOLDMAN SACHS & CO REPO AGRMT DTD 02/12/2013 0.070% 02/13/2013	RE0971953	50,000,000.00	50,000,000.00	97.22	50,000,097.22	0.00	0.00	
02/13/13	02/13/13	BANK OF NOVA SCOTIA NY COMM PAPER -- 0.000% 02/13/2013	06416JPD9	50,000,000.00	50,000,000.00	0.00	50,000,000.00	166.67	0.00	
02/13/13	02/13/13	BANK OF NOVA SCOTIA NY COMM PAPER -- 0.000% 02/13/2013	06416JPD9	50,000,000.00	50,000,000.00	0.00	50,000,000.00	166.67	0.00	
02/14/13	02/14/13	BANK OF NOVA SCOTIA NY COMM PAPER -- 0.000% 02/14/2013	06416JPE7	50,000,000.00	50,000,000.00	0.00	50,000,000.00	166.67	0.00	
02/14/13	02/14/13	BANK OF NOVA SCOTIA NY COMM PAPER -- 0.000% 02/14/2013	06416JPE7	50,000,000.00	50,000,000.00	0.00	50,000,000.00	166.67	0.00	
02/14/13	02/14/13	RABOBANK USA FIN CORP COMM PAPER -- 0.000% 02/14/2013	74977KPE3	50,000,000.00	50,000,000.00	0.00	50,000,000.00	166.67	0.00	
02/14/13	02/14/13	RABOBANK USA FIN CORP COMM PAPER -- 0.000% 02/14/2013	74977KPE3	50,000,000.00	50,000,000.00	0.00	50,000,000.00	166.67	0.00	



Managed Account Security Transactions & Interest

For the Month Ending **February 28, 2013**

SAN BERNARDINO COUNTY - 76990800

Transaction Type		Security Description	CUSIP	Par	Principal Proceeds	Accrued Interest	Total	Realized G/L Cost	Realized G/L Amort Cost	Sale Method
Trade	Settle									
MATURITY										
02/14/13	02/14/13	RABOBANK USA FIN CORP COMM PAPER -- 0.000% 02/14/2013	74977KPE3	20,000,000.00	20,000,000.00	0.00	20,000,000.00	66.67	0.00	
02/14/13	02/14/13	GOLDMAN SACHS & CO REPO AGRMT DTD 02/13/2013 0.090% 02/14/2013	RE0962234	50,000,000.00	50,000,000.00	125.00	50,000,125.00	0.00	0.00	
02/15/13	02/15/13	GOLDMAN SACHS & CO REPO AGRMT DTD 02/14/2013 0.110% 02/15/2013	RE0962267	50,000,000.00	50,000,000.00	152.78	50,000,152.78	0.00	0.00	
02/15/13	02/15/13	SVENSKA HANDELSBANKEN NY CERT DEPOS DTD 01/11/2013 0.170% 02/15/2013	86958COP2	25,000,000.00	25,000,000.00	4,131.94	25,004,131.94	0.00	0.00	
02/15/13	02/15/13	RABOBANK USA FIN CORP COMM PAPER -- 0.000% 02/15/2013	74977KPF0	50,000,000.00	50,000,000.00	0.00	50,000,000.00	166.67	0.00	
02/15/13	02/15/13	RABOBANK USA FIN CORP COMM PAPER -- 0.000% 02/15/2013	74977KPF0	50,000,000.00	50,000,000.00	0.00	50,000,000.00	166.67	0.00	
02/15/13	02/15/13	RABOBANK USA FIN CORP COMM PAPER -- 0.000% 02/15/2013	74977KPF0	20,000,000.00	20,000,000.00	0.00	20,000,000.00	66.67	0.00	
02/15/13	02/15/13	BANK OF NOVA SCOTIA NY COMM PAPER -- 0.000% 02/15/2013	06416JPF4	50,000,000.00	50,000,000.00	0.00	50,000,000.00	166.67	0.00	
02/15/13	02/15/13	BANK OF NOVA SCOTIA NY COMM PAPER -- 0.000% 02/15/2013	06416JPF4	50,000,000.00	50,000,000.00	0.00	50,000,000.00	166.67	0.00	
02/19/13	02/19/13	RABOBANK USA FIN CORP COMM PAPER -- 0.000% 02/19/2013	74977KPK9	50,000,000.00	50,000,000.00	0.00	50,000,000.00	777.78	0.00	
02/19/13	02/19/13	RABOBANK USA FIN CORP COMM PAPER -- 0.000% 02/19/2013	74977KPK9	35,000,000.00	35,000,000.00	0.00	35,000,000.00	544.44	0.00	
02/19/13	02/19/13	BANK OF NOVA SCOTIA NY COMM PAPER -- 0.000% 02/19/2013	06416JPK3	50,000,000.00	50,000,000.00	0.00	50,000,000.00	722.00	0.00	



Managed Account Security Transactions & Interest

For the Month Ending **February 28, 2013**

SAN BERNARDINO COUNTY - 76990800

Transaction Type		Security Description	CUSIP	Par	Principal Proceeds	Accrued Interest	Total	Realized G/L Cost	Realized G/L Amort Cost	Sale Method
Trade	Settle									
MATURITY										
02/19/13	02/19/13	BANK OF NOVA SCOTIA NY COMM PAPER -- 0.000% 02/19/2013	06416JPK3	50,000,000.00	50,000,000.00	0.00	50,000,000.00	722.00	0.00	
02/19/13	02/19/13	GOLDMAN SACHS & CO REPO AGRMT DTD 02/15/2013 0.170% 02/19/2013	RE0971961	50,000,000.00	50,000,000.00	944.44	50,000,944.44	0.00	0.00	
02/20/13	02/20/13	RABOBANK USA FIN CORP COMM PAPER -- 0.000% 02/20/2013	74977KPL7	50,000,000.00	50,000,000.00	0.00	50,000,000.00	180.56	0.00	
02/20/13	02/20/13	RABOBANK USA FIN CORP COMM PAPER -- 0.000% 02/20/2013	74977KPL7	50,000,000.00	50,000,000.00	0.00	50,000,000.00	180.56	0.00	
02/20/13	02/20/13	GOLDMAN SACHS & CO REPO AGRMT DTD 02/19/2013 0.110% 02/20/2013	RE0962275	50,000,000.00	50,000,000.00	152.78	50,000,152.78	0.00	0.00	
02/20/13	02/20/13	BANK OF NOVA SCOTIA NY COMM PAPER -- 0.000% 02/20/2013	06416JPL1	50,000,000.00	50,000,000.00	0.00	50,000,000.00	166.67	0.00	
02/20/13	02/20/13	BANK OF NOVA SCOTIA NY COMM PAPER -- 0.000% 02/20/2013	06416JPL1	35,000,000.00	35,000,000.00	0.00	35,000,000.00	116.67	0.00	
02/20/13	02/20/13	BANK OF MONTREAL CHICAGO CERT DEPOS DTD 12/20/2012 0.220% 02/20/2013	06366XOF2	25,000,000.00	25,000,000.00	9,472.22	25,009,472.22	0.00	0.00	
02/21/13	02/21/13	BANK OF NOVA SCOTIA NY COMM PAPER -- 0.000% 02/21/2013	06416JPM9	50,000,000.00	50,000,000.00	0.00	50,000,000.00	166.67	0.00	
02/21/13	02/21/13	BANK OF NOVA SCOTIA NY COMM PAPER -- 0.000% 02/21/2013	06416JPM9	50,000,000.00	50,000,000.00	0.00	50,000,000.00	166.67	0.00	
02/21/13	02/21/13	FNMA GLOBAL BENCHMRK NOTES (EX-CALLABLE) DTD 02/18/2003 4.750% 02/21/2013	31359MOV8	20,000,000.00	20,000,000.00	0.00	20,000,000.00	(1,530,800.00)	0.00	
02/21/13	02/21/13	FFCB BONDS DTD 01/15/2010 1.750% 02/21/2013	31331JBV4	25,000,000.00	25,000,000.00	0.00	25,000,000.00	(35,250.00)	0.00	



Managed Account Security Transactions & Interest

For the Month Ending **February 28, 2013**

SAN BERNARDINO COUNTY - 76990800

Transaction Type		Security Description	CUSIP	Par	Principal Proceeds	Accrued Interest	Total	Realized G/L Cost	Realized G/L Amort Cost	Sale Method
Trade	Settle									
MATURITY										
02/21/13	02/21/13	FNMA GLOBAL BENCHMRK NOTES (EX-CALLABLE) DTD 02/18/2003 4.750% 02/21/2013	31359MOV8	25,000,000.00	25,000,000.00	0.00	25,000,000.00	(2,054,375.00)	0.00	
02/21/13	02/21/13	RABOBANK USA FIN CORP COMM PAPER -- 0.000% 02/21/2013	74977KPM5	50,000,000.00	50,000,000.00	0.00	50,000,000.00	166.67	0.00	
02/21/13	02/21/13	RABOBANK USA FIN CORP COMM PAPER -- 0.000% 02/21/2013	74977KPM5	33,000,000.00	33,000,000.00	0.00	33,000,000.00	110.00	0.00	
02/21/13	02/21/13	GOLDMAN SACHS & CO REPO AGRMT DTD 02/20/2013 0.140% 02/21/2013	RE0962283	50,000,000.00	50,000,000.00	194.44	50,000,194.44	0.00	0.00	
02/22/13	02/22/13	RABOBANK USA FIN CORP COMM PAPER -- 0.000% 02/22/2013	74977KPN3	50,000,000.00	50,000,000.00	0.00	50,000,000.00	166.67	0.00	
02/22/13	02/22/13	RABOBANK USA FIN CORP COMM PAPER -- 0.000% 02/22/2013	74977KPN3	50,000,000.00	50,000,000.00	0.00	50,000,000.00	166.67	0.00	
02/22/13	02/22/13	RABOBANK USA FIN CORP COMM PAPER -- 0.000% 02/22/2013	74977KPN3	43,000,000.00	43,000,000.00	0.00	43,000,000.00	143.33	0.00	
02/22/13	02/22/13	GOLDMAN SACHS & CO REPO AGRMT DTD 02/21/2013 0.160% 02/22/2013	RE0962291	50,000,000.00	50,000,000.00	222.22	50,000,222.22	0.00	0.00	
02/22/13	02/22/13	BANK OF NOVA SCOTIA NY COMM PAPER -- 0.000% 02/22/2013	06416JPN7	50,000,000.00	50,000,000.00	0.00	50,000,000.00	166.67	0.00	
02/22/13	02/22/13	BANK OF NOVA SCOTIA NY COMM PAPER -- 0.000% 02/22/2013	06416JPN7	50,000,000.00	50,000,000.00	0.00	50,000,000.00	166.67	0.00	
02/25/13	02/25/13	BANK OF NOVA SCOTIA NY COMM PAPER -- 0.000% 02/25/2013	06416JPR8	50,000,000.00	50,000,000.00	0.00	50,000,000.00	500.00	0.00	
02/25/13	02/25/13	BANK OF NOVA SCOTIA NY COMM PAPER -- 0.000% 02/25/2013	06416JPR8	45,000,000.00	45,000,000.00	0.00	45,000,000.00	450.00	0.00	



Managed Account Security Transactions & Interest

For the Month Ending **February 28, 2013**

SAN BERNARDINO COUNTY - 76990800

Transaction Type		Security Description	CUSIP	Par	Principal Proceeds	Accrued Interest	Total	Realized G/L Cost	Realized G/L Amort Cost	Sale Method
Trade	Settle									
MATURITY										
02/25/13	02/25/13	RABOBANK USA FIN CORP COMM PAPER -- 0.000% 02/25/2013	74977KPR4	50,000,000.00	50,000,000.00	0.00	50,000,000.00	500.00	0.00	
02/25/13	02/25/13	RABOBANK USA FIN CORP COMM PAPER -- 0.000% 02/25/2013	74977KPR4	50,000,000.00	50,000,000.00	0.00	50,000,000.00	500.00	0.00	
02/25/13	02/25/13	RABOBANK USA FIN CORP COMM PAPER -- 0.000% 02/25/2013	74977KPR4	20,000,000.00	20,000,000.00	0.00	20,000,000.00	200.00	0.00	
02/25/13	02/25/13	GOLDMAN SACHS & CO REPO AGRMT DTD 02/22/2013 0.150% 02/25/2013	RE0962309	50,000,000.00	50,000,000.00	625.00	50,000,625.00	0.00	0.00	
02/26/13	02/26/13	GOLDMAN SACHS & CO REPO AGRMT DTD 02/25/2013 0.110% 02/26/2013	RE0962317	50,000,000.00	50,000,000.00	152.78	50,000,152.78	0.00	0.00	
02/26/13	02/26/13	RABOBANK USA FIN CORP COMM PAPER -- 0.000% 02/26/2013	74977KPS2	50,000,000.00	50,000,000.00	0.00	50,000,000.00	180.56	0.00	
02/26/13	02/26/13	RABOBANK USA FIN CORP COMM PAPER -- 0.000% 02/26/2013	74977KPS2	50,000,000.00	50,000,000.00	0.00	50,000,000.00	180.56	0.00	
02/26/13	02/26/13	BNP PARIBAS FINANCE INC COMM PAPER -- 0.000% 02/26/2013	0556N0PS8	50,000,000.00	50,000,000.00	0.00	50,000,000.00	166.67	0.00	
02/26/13	02/26/13	BNP PARIBAS FINANCE INC COMM PAPER -- 0.000% 02/26/2013	0556N0PS8	50,000,000.00	50,000,000.00	0.00	50,000,000.00	166.67	0.00	
02/27/13	02/27/13	BNP PARIBAS FINANCE INC COMM PAPER -- 0.000% 02/27/2013	0556N0PT6	50,000,000.00	50,000,000.00	0.00	50,000,000.00	152.78	0.00	
02/27/13	02/27/13	BNP PARIBAS FINANCE INC COMM PAPER -- 0.000% 02/27/2013	0556N0PT6	50,000,000.00	50,000,000.00	0.00	50,000,000.00	152.78	0.00	
02/27/13	02/27/13	BNP PARIBAS FINANCE INC COMM PAPER -- 0.000% 02/27/2013	0556N0PT6	25,000,000.00	25,000,000.00	0.00	25,000,000.00	76.39	0.00	



Managed Account Security Transactions & Interest

For the Month Ending **February 28, 2013**

SAN BERNARDINO COUNTY - 76990800

Transaction Type	Trade	Settle	Security Description	CUSIP	Par	Principal Proceeds	Accrued Interest	Total	Realized G/L Cost	Realized G/L Amort Cost	Sale Method
MATURITY											
	02/27/13	02/27/13	RABOBANK USA FIN CORP COMM PAPER -- 0.000% 02/27/2013	74977KPT0	50,000,000.00	50,000,000.00	0.00	50,000,000.00	152.78	0.00	
	02/27/13	02/27/13	RABOBANK USA FIN CORP COMM PAPER -- 0.000% 02/27/2013	74977KPT0	50,000,000.00	50,000,000.00	0.00	50,000,000.00	152.78	0.00	
	02/27/13	02/27/13	RABOBANK USA FIN CORP COMM PAPER -- 0.000% 02/27/2013	74977KPT0	33,000,000.00	33,000,000.00	0.00	33,000,000.00	100.83	0.00	
	02/27/13	02/27/13	GOLDMAN SACHS & CO REPO AGRMT DTD 02/26/2013 0.060% 02/27/2013	RE0962325	50,000,000.00	50,000,000.00	83.33	50,000,083.33	0.00	0.00	
	02/28/13	02/28/13	GOLDMAN SACHS & CO REPO AGRMT DTD 02/27/2013 0.070% 02/28/2013	RE0962341	50,000,000.00	50,000,000.00	97.22	50,000,097.22	0.00	0.00	
	02/28/13	02/28/13	RABOBANK USA FIN CORP COMM PAPER -- 0.000% 02/28/2013	74977KPU7	50,000,000.00	50,000,000.00	0.00	50,000,000.00	152.78	0.00	
	02/28/13	02/28/13	RABOBANK USA FIN CORP COMM PAPER -- 0.000% 02/28/2013	74977KPU7	50,000,000.00	50,000,000.00	0.00	50,000,000.00	152.78	0.00	
	02/28/13	02/28/13	COMMONWEALTH OF AUSTRALIA NY CERT DEPOS DTD 08/28/2012 0.300% 02/28/2013	20271EJG5	25,000,000.00	25,000,000.00	38,333.33	25,038,333.33	0.00	0.00	
	02/28/13	02/28/13	BNP PARIBAS FINANCE INC COMM PAPER -- 0.000% 02/28/2013	0556N0PU3	29,000,000.00	29,000,000.00	0.00	29,000,000.00	88.61	0.00	
	02/28/13	02/28/13	BNP PARIBAS FINANCE INC COMM PAPER -- 0.000% 02/28/2013	0556N0PU3	50,000,000.00	50,000,000.00	0.00	50,000,000.00	152.78	0.00	
	02/28/13	02/28/13	BNP PARIBAS FINANCE INC COMM PAPER -- 0.000% 02/28/2013	0556N0PU3	50,000,000.00	50,000,000.00	0.00	50,000,000.00	152.78	0.00	
	02/28/13	02/28/13	BNP PARIBAS FINANCE INC COMM PAPER -- 0.000% 02/28/2013	0556N0PU3	20,000,000.00	20,000,000.00	0.00	20,000,000.00	61.11	0.00	



Managed Account Security Transactions & Interest

For the Month Ending **February 28, 2013**

SAN BERNARDINO COUNTY - 76990800

Transaction Type		Security Description	CUSIP	Par	Principal Proceeds	Accrued Interest	Total	Realized G/L Cost	Realized G/L Amort Cost	Sale Method
Trade	Settle									
Transaction Type Sub-Total				5,768,000,000.00	5,768,000,000.00	105,334.69	5,768,105,334.69	(3,563,216.86)	0.00	
SELL										
02/28/13	02/28/13	GOLDMAN FS GOVERNMENT MM FUND	38141W273	6,000,000.00	6,000,000.00	0.00	6,000,000.00	0.00	0.00	FIFO
02/28/13	02/28/13	FEDERATED PRIME OBLIGATION MUTUAL	60934N203	1,000,000.00	1,000,000.00	0.00	1,000,000.00	0.00	0.00	FIFO
Transaction Type Sub-Total				7,000,000.00	7,000,000.00	0.00	7,000,000.00	0.00	0.00	
Managed Account Sub-Total					114,068,966.10	3,203,455.06	117,272,421.16	(3,563,216.86)	0.00	
Total Security Transactions					\$114,068,966.10	\$3,203,455.06	\$117,272,421.16	(\$3,563,216.86)	\$0.00	