



Customer Service  
PO Box 11813  
Harrisburg, PA 17108-1813

## ACCOUNT STATEMENT

For the Month Ending  
**April 30, 2013**

### SAN BERNARDINO COUNTY

#### Client Management Team

**Kenneth Schiebel, CFA**

Managing Director  
One Keystone Plaza, Suite 300  
Harrisburg, PA 17101  
717-232-2723  
schiebelk@pfm.com

**Danny A. Nelson**

Senior Managing Consultant  
222 North LaSalle, Suite 910  
Chicago, IL 60601  
312-523-2434  
nelsond@pfm.com

#### Contents

Cover/Disclosures  
Summary Statement  
Individual Accounts

#### Accounts included in Statement

76990800                      SAN BERNARDINO COUNTY

SAN BERNARDINO COUNTY  
JOHN JOHNSON  
172 WEST THIRD STREET  
1ST FLOOR  
SAN BERNARDINO, CA 92415

**Online Access**    <http://www.pfm.com>

**Customer Service**    1-717-232-2723



## Important Disclosures

## Important Disclosures

This statement is for general information purposes only and is not intended to provide specific advice or recommendations. PFM Asset Management LLC ("PFM") is an investment advisor registered with the Securities and Exchange Commission, and is required to maintain a written disclosure statement of our background and business experience. If you would like to receive a copy of our current disclosure statement, please contact Service Operations at the address below.

**Proxy Voting** PFM does not normally receive proxies to vote on behalf of its clients. However, it does on occasion receive consent requests. In the event a consent request is received the portfolio manager contacts the client and then proceeds according to their instructions. PFM's Proxy Voting Policy is available upon request by contacting Service Operations at the address below.

**Questions About an Account** PFM's monthly statement is intended to detail our investment advisory activity as well as the activity of any accounts held by clients in pools that are managed by PFM. The custodian bank maintains the control of assets and executes (i.e., settles) all investment transactions. The custodian statement is the official record of security and cash holdings and transactions. PFM recognizes that clients may use these reports to facilitate record keeping; therefore the custodian bank statement and the PFM statement should be reconciled and differences resolved. Many custodians use a settlement date basis which may result in the need to reconcile due to a timing difference.

**Account Control** PFM does not have the authority to withdraw funds from or deposit funds to the custodian. Our clients retain responsibility for their internal accounting policies; implementing and enforcing internal controls and generating ledger entries or otherwise recording transactions.

**Market Value** Generally, PFM's market prices are derived from closing bid prices as of the last business day of the month as supplied by Interactive Data, Bloomberg or Telerate. Where prices are not available from generally recognized sources the securities are priced using a yield-based matrix system to arrive at an estimated market value. Prices that fall between data points are interpolated. Non-negotiable FDIC-insured bank certificates of deposit are priced at par. Although PFM believes the prices to be reliable, the values of the securities do not always represent the prices at which the securities could have been bought or sold. Explanation of the valuation methods for money market and TERM funds is contained in the appropriate fund information statement.

**Amortized Cost** The original cost of the principal of the security is adjusted for the amount of the periodic reduction of any discount or premium from the purchase date until the date of the report. Discount or premium with respect to short term securities (those with less than one year to maturity at time of issuance) is amortized on a straightline basis. Such discount or premium with respect to longer term securities is amortized using the constant yield basis.

**Tax Reporting** Cost data and realized gains / losses are provided for informational purposes only. Please review for accuracy and consult your tax advisor to determine the tax consequences of your security transactions. PFM does not report such information to the IRS or other taxing authorities and is not responsible for the accuracy of such information that may be required to be reported to federal, state or other taxing authorities.

**Financial Situation** In order to better serve you, PFM should be promptly notified of any material change in your investment objective or financial situation.

**Callable Securities** Securities subject to redemption prior to maturity may be redeemed in whole or in part before maturity, which could affect the yield represented.

**Portfolio** The securities in this portfolio, including shares of mutual funds, are not guaranteed or otherwise protected by PFM, the FDIC (except for certain non-negotiable certificates of deposit) or any government agency. Investment in securities involves risks, including the possible loss of the amount invested.

**Rating** Information provided for ratings is based upon a good faith inquiry of selected sources, but its accuracy and completeness cannot be guaranteed. Shares of some money market and TERM funds are marketed through representatives of PFM's wholly owned subsidiary, PFM Fund Distributors, Inc. PFM Fund Distributors, Inc. is registered with the SEC as a broker/dealer and is a member of the Financial Industry Regulatory Authority ("FINRA") and the Municipal Securities Rulemaking Board ("MSRB"). You may reach the FINRA by calling the FINRA Regulator Public Disclosure Hotline at 1-888-289-9999 or at the FINRA Regulation Internet website address [www.nasd.com](http://www.nasd.com). A brochure describing the FINRA Regulation Public Disclosure Program is also available from the FINRA upon request.

**Key Terms and Definitions**

**Dividends** on money market funds consist of interest earned, plus any discount ratably amortized to the date of maturity, plus all realized gains and losses on the sale of securities prior to maturity, less ratable amortization of any premium and all accrued expenses to the fund. Dividends are accrued daily and may be paid either monthly or quarterly. The monthly earnings on this statement represent the estimated dividend accrued for the month for any program that distributes earnings on a quarterly basis. There is no guarantee that the estimated amount will be paid on the actual distribution date.

**Current Yield** is the net change, exclusive of capital changes and income other than investment income, in the value of a hypothetical fund account with a balance of one share over the seven-day base period including the statement date, expressed as a percentage of the value of one share (normally \$1.00 per share) at the beginning of the seven-day period. This resulting net change in account value is then annualized by multiplying it by 365 and dividing the result by 7. The yields quoted should not be considered a representation of the yield of the fund in the future, since the yield is not fixed.

**Average maturity** represents the average maturity of all securities and investments of a portfolio, determined by multiplying the par or principal value of each security or investment by its maturity (days or years), summing the products, and dividing the sum by the total principal value of the portfolio. The stated maturity date of mortgage backed or callable securities are used in this statement. However the actual maturity of these securities could vary depending on the level or prepayments on the underlying mortgages or whether a callable security has or is still able to be called.

**Monthly distribution yield** represents the net change in the value of one share (normally \$1.00 per share) resulting from all dividends declared during the month by a fund expressed as a percentage of the value of one share at the beginning of the month. This resulting net change is then annualized by multiplying it by 365 and dividing it by the number of calendar days in the month.

**YTM at Cost** The yield to maturity at cost is the expected rate of return, based on the original cost, the annual interest receipts, maturity value and the time period from purchase date to maturity, stated as a percentage, on an annualized basis.

**YTM at Market** The yield to maturity at market is the rate of return, based on the current market value, the annual interest receipts, maturity value and the time period remaining until maturity, stated as a percentage, on an annualized basis.

**Managed Account** A portfolio of investments managed discretely by PFM according to the client's specific investment policy and requirements. The investments are directly owned by the client and held by the client's custodian.

**Unsettled Trade** A trade which has been executed however the final consummation of the security transaction and payment has not yet taken place.

Please review the detail pages of this statement carefully. If you think your statement is wrong, missing account information, or if you need more information about a transaction, please contact PFM within 60 days of receipt. If you have other concerns or questions regarding your account you should contact a member of your client management team or PFM Service Operations at the address below.

PFM Asset Management LLC  
Attn: Service Operations  
One Keystone Plaza, Suite 300  
N. Front & Market Sts  
Harrisburg, PA 17101



**Account Statement**

For the Month Ending **April 30, 2013**

**Consolidated Summary Statement**

SAN BERNARDINO COUNTY

**Portfolio Summary**

Portfolio Holdings	Cash Dividends and Income	Closing Market Value
PFM Managed Account	688,908.23	4,502,840,234.11
Cash Balance	0.00	326,581,730.84
<b>Total</b>	<b>\$688,908.23</b>	<b>\$4,829,421,964.95</b>

**Investment Allocation**

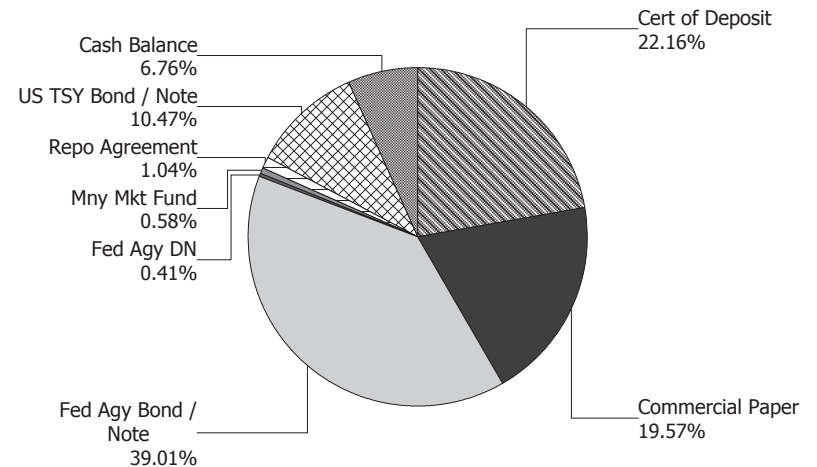
Investment Type	Closing Market Value	Percent
Certificate of Deposit	1,069,996,107.45	22.16
Commercial Paper	945,230,690.60	19.57
Federal Agency Bond / Note	1,883,833,614.71	39.01
Federal Agency Discount Note	19,994,747.60	0.41
Money Market Fund	28,000,000.00	0.58
Repurchase Agreement	49,999,917.50	1.04
U.S. Treasury Bond / Note	505,785,156.25	10.47
Cash Balance	326,581,730.84	6.76
<b>Total</b>	<b>\$4,829,421,964.95</b>	<b>100.00%</b>

**Maturity Distribution (Fixed Income Holdings)**

Portfolio Holdings	Closing Market Value	Percent
Under 30 days	1,149,434,855.94	23.81
31 to 60 days	824,064,381.03	17.06
61 to 90 days	309,029,007.60	6.40
91 to 180 days	635,751,995.96	13.16
181 days to 1 year	450,900,687.04	9.34
1 to 2 years	634,431,218.75	13.14
2 to 3 years	447,441,910.00	9.26
3 to 4 years	205,753,587.50	4.26
4 to 5 years	172,614,321.13	3.57
Over 5 years	0.00	0.00
<b>Total</b>	<b>\$4,829,421,964.95</b>	<b>100.00%</b>

**Weighted Average Days to Maturity 324**

**Sector Allocation**





# Managed Account Summary Statement

For the Month Ending **April 30, 2013**

**SAN BERNARDINO COUNTY - 76990800**

### Transaction Summary - Managed Account

<b>Opening Market Value</b>	<b>\$4,127,043,480.58</b>
Maturities/Calls	(8,739,000,000.00)
Principal Dispositions	(24,000,000.00)
Principal Acquisitions	9,138,169,762.63
Unsettled Trades	0.00
Change in Current Value	626,990.90
<b>Closing Market Value</b>	<b>\$4,502,840,234.11</b>

### Cash Transactions Summary - Managed Account

Maturities/Calls	8,739,059,048.61
Sale Proceeds	24,000,000.00
Coupon/Interest/Dividend Income	621,863.41
Principal Payments	0.00
Security Purchases	(9,188,170,207.07)
Net Cash Contribution	424,489,295.05
Reconciling Transactions	0.00

### Earnings Reconciliation (Cash Basis) - Managed Account

Interest/Dividends/Coupons Received	680,912.02
Less Purchased Interest Related to Interest/Coupons	(444.44)
Plus Net Realized Gains/Losses	8,440.65
<b>Total Cash Basis Earnings</b>	<b>\$688,908.23</b>

### Cash Balance

<b>Closing Cash Balance</b>	<b>\$0.00</b>
-----------------------------	---------------

### Earnings Reconciliation (Accrual Basis)

	<b>Total</b>
Ending Amortized Value of Securities	4,493,918,466.03
Ending Accrued Interest	6,708,641.82
Plus Proceeds from Sales	24,000,000.00
Plus Proceeds of Maturities/Calls/Principal Payments	8,739,059,048.61
Plus Coupons/Dividends Received	621,863.41
Less Cost of New Purchases	(9,138,170,207.07)
Less Beginning Amortized Value of Securities	(4,119,443,619.63)
Less Beginning Accrued Interest	(5,121,030.86)
<b>Total Accrual Basis Earnings</b>	<b>\$1,573,162.31</b>



## Portfolio Summary and Statistics

For the Month Ending **April 30, 2013**

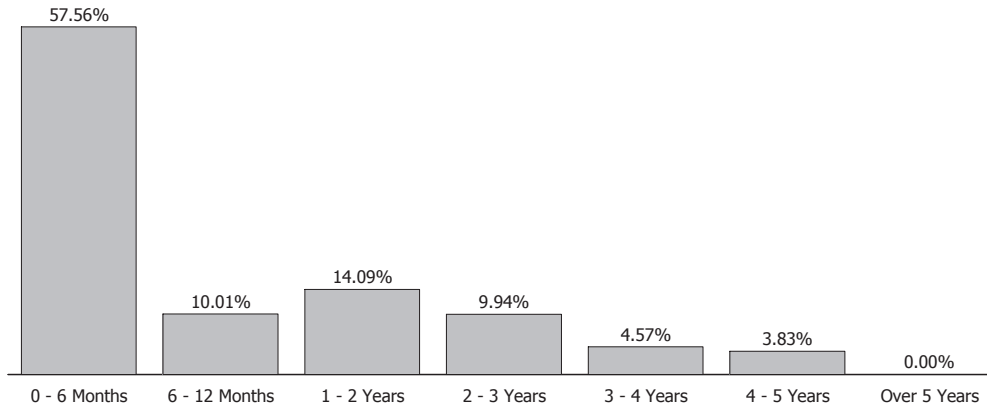
SAN BERNARDINO COUNTY - 76990800

### Account Summary

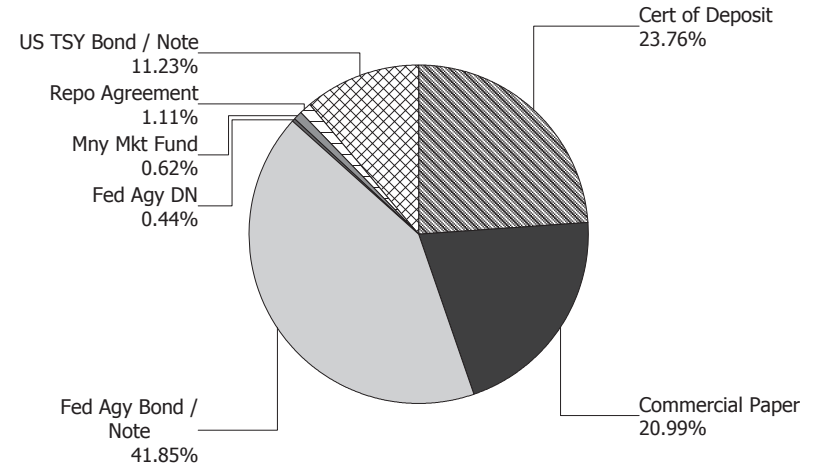
Description	Par Value	Market Value	Percent
U.S. Treasury Bond / Note	500,000,000.00	505,785,156.25	11.23
Repurchase Agreement	50,000,000.00	49,999,917.50	1.11
Money Market Fund	28,000,000.00	28,000,000.00	0.62
Federal Agency Discount Note	20,000,000.00	19,994,747.60	0.44
Federal Agency Bond / Note	1,868,000,000.00	1,883,833,614.71	41.85
Commercial Paper	945,400,000.00	945,230,690.60	20.99
Certificate of Deposit	1,070,000,000.00	1,069,996,107.45	23.76
<b>Managed Account Sub-Total</b>	<b>4,481,400,000.00</b>	<b>4,502,840,234.11</b>	<b>100.00%</b>
Accrued Interest		6,708,641.82	
<b>Total Portfolio</b>	<b>4,481,400,000.00</b>	<b>4,509,548,875.93</b>	

**Unsettled Trades** **0.00** **0.00**

### Maturity Distribution



### Sector Allocation



### Characteristics

Yield to Maturity at Cost	0.42%
Yield to Maturity at Market	0.23%
Duration to Worst	0.78
Weighted Average Days to Maturity	347



## Managed Account Issuer Summary

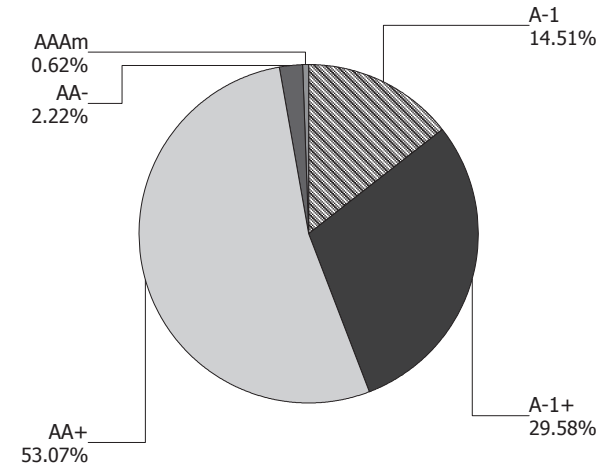
For the Month Ending **April 30, 2013**

SAN BERNARDINO COUNTY - 76990800

### Issuer Summary

Issuer	Market Value of Holdings	Percent
BANK OF MONTREAL	194,981,576.45	4.33
BANK OF NOVA SCOTIA	199,970,854.00	4.44
BNP PARIBAS	199,999,000.00	4.44
COMMONWEALTH BANK OF AUSTRALIA	50,001,825.00	1.11
FANNIE MAE	635,792,929.41	14.12
FEDERAL FARM CREDIT BANKS	100,040,609.65	2.22
FEDERAL HOME LOAN BANKS	311,170,025.65	6.91
FEDERATED INVESTORS INC	25,000,000.00	0.56
FIDELITY INSTITUTIONAL FUND	3,000,000.00	0.07
FREDDIE MAC	856,824,797.60	19.03
GENERAL ELECTRIC CO	199,924,824.00	4.44
GOLDMAN SACHS GROUP INC	49,999,917.50	1.11
HONDA MOTOR CO., LTD	8,398,563.60	0.19
NORDEA BANK AB	174,970,749.50	3.89
ROYAL BANK OF CANADA	150,054,725.00	3.33
SVENSKA HANDELSBANKEN	149,995,042.50	3.33
TORONTO-DOMINION BANK	200,020,630.25	4.44
TOYOTA MOTOR CORP	149,977,425.00	3.33
UNITED STATES TREASURY	505,785,156.25	11.23
US BANCORP	186,964,228.00	4.15
WELLS FARGO & COMPANY	24,964,959.75	0.55
WESTPAC BANKING CORP NY	125,002,395.00	2.78
<b>Total</b>	<b>\$4,502,840,234.11</b>	<b>100.00%</b>

### Credit Quality (S&P Ratings)





**Managed Account Detail of Securities Held**

For the Month Ending **April 30, 2013**

**SAN BERNARDINO COUNTY - 76990800**

<b>Security Type/Description Dated Date/Coupon/Maturity</b>	<b>CUSIP</b>	<b>Par</b>	<b>S&amp;P Rating</b>	<b>Moody's Rating</b>	<b>Trade Date</b>	<b>Settle Date</b>	<b>Original Cost</b>	<b>YTM at Cost</b>	<b>Accrued Interest</b>	<b>Amortized Cost</b>	<b>Market Value</b>
<b>U.S. Treasury Bond / Note</b>											
US TREASURY NOTES DTD 06/15/2010 1.125% 06/15/2013	912828NH9	25,000,000.00	AA+	Aaa	03/28/11	03/29/11	25,117,187.50	0.91	105,855.08	25,006,598.25	25,032,225.00
US TREASURY NOTES DTD 06/15/2010 1.125% 06/15/2013	912828NH9	25,000,000.00	AA+	Aaa	03/29/11	03/30/11	25,109,375.00	0.92	105,855.08	25,006,167.00	25,032,225.00
US TREASURY NOTES DTD 07/15/2010 1.000% 07/15/2013	912828NN6	25,000,000.00	AA+	Aaa	04/05/11	04/06/11	25,028,320.31	0.95	73,204.42	25,002,606.25	25,048,825.00
US TREASURY NOTES DTD 07/15/2010 1.000% 07/15/2013	912828NN6	25,000,000.00	AA+	Aaa	04/06/11	04/07/11	25,000,000.00	1.00	73,204.42	25,000,000.00	25,048,825.00
US TREASURY NOTES DTD 02/15/2011 1.250% 02/15/2014	912828QH6	50,000,000.00	AA+	Aaa	07/02/12	07/03/12	50,763,671.88	0.30	129,488.95	50,374,613.00	50,443,350.00
US TREASURY NOTES DTD 06/30/2009 2.625% 06/30/2014	912828KY5	50,000,000.00	AA+	Aaa	03/20/12	03/21/12	52,464,843.75	0.45	438,708.56	51,264,743.00	51,433,593.75
US TREASURY NOTES DTD 07/02/2012 0.250% 06/30/2014	912828TA8	50,000,000.00	AA+	Aaa	11/23/12	11/26/12	49,988,281.25	0.26	41,781.77	49,991,436.00	50,054,700.00
US TREASURY N/B DTD 07/31/2012 0.125% 07/31/2014	912828TF7	25,000,000.00	AA+	Aaa	11/01/12	11/02/12	24,935,546.88	0.27	7,769.34	24,953,741.50	24,988,275.00
US TREASURY N/B DTD 08/15/2012 0.250% 08/15/2015	912828TK6	50,000,000.00	AA+	Aaa	08/17/12	08/20/12	49,759,765.63	0.41	25,897.79	49,815,308.50	50,003,900.00
US TREASURY NOTES DTD 10/15/2012 0.250% 10/15/2015	912828TT7	25,000,000.00	AA+	Aaa	10/18/12	10/19/12	24,884,765.63	0.41	2,732.24	24,905,203.75	24,992,200.00
US TREASURY NOTES DTD 01/31/2011 2.000% 01/31/2016	912828PS3	25,000,000.00	AA+	Aaa	10/23/12	10/24/12	26,249,023.44	0.46	124,309.39	26,052,493.25	26,167,975.00
US TREASURY NOTES DTD 08/01/2011 1.500% 07/31/2016	912828OX1	25,000,000.00	AA+	Aaa	10/17/12	10/18/12	25,887,695.31	0.55	93,232.04	25,763,611.25	25,921,875.00
US TREASURY N/B DTD 01/03/2012 0.875% 12/31/2016	912828RX0	50,000,000.00	AA+	Aaa	02/07/12	02/08/12	50,214,843.75	0.79	146,236.19	50,161,778.00	50,808,593.75
US TREASURY N/B DTD 01/03/2012 0.875% 12/31/2016	912828RX0	50,000,000.00	AA+	Aaa	02/08/12	02/09/12	50,203,125.00	0.79	146,236.19	50,153,047.00	50,808,593.75



## Managed Account Detail of Securities Held

For the Month Ending **April 30, 2013**

### SAN BERNARDINO COUNTY - 76990800

Security Type/Description Dated Date/Coupon/Maturity	CUSIP	Par	S&P Rating	Moody's Rating	Trade Date	Settle Date	Original Cost	YTM at Cost	Accrued Interest	Amortized Cost	Market Value
<b>Security Type Sub-Total</b>		<b>500,000,000.00</b>					<b>505,606,445.33</b>	<b>0.57</b>	<b>1,514,511.46</b>	<b>503,451,346.75</b>	<b>505,785,156.25</b>
<b>Repurchase Agreement</b>											
GOLDMAN SACHS & CO REPO AGRMT DTD 04/30/2013 0.130% 05/01/2013	RE1000497	50,000,000.00	A-1	P-1	04/30/13	04/30/13	50,000,000.00	0.13	180.56	50,000,000.00	49,999,917.50
<b>Security Type Sub-Total</b>		<b>50,000,000.00</b>					<b>50,000,000.00</b>	<b>0.13</b>	<b>180.56</b>	<b>50,000,000.00</b>	<b>49,999,917.50</b>
<b>Money Market Fund</b>											
FIDELITY GOV'T MM FUND 57	316175108	3,000,000.00	AAAm	Aaa	07/30/12	07/30/12	3,000,000.00	0.01	0.00	3,000,000.00	3,000,000.00
FEDERATED GOVT OBLIGATIONS FUND	60934N104	25,000,000.00	AAAm	Aaa	04/30/13	04/30/13	25,000,000.00	0.01	0.00	25,000,000.00	25,000,000.00
<b>Security Type Sub-Total</b>		<b>28,000,000.00</b>					<b>28,000,000.00</b>	<b>0.01</b>	<b>0.00</b>	<b>28,000,000.00</b>	<b>28,000,000.00</b>
<b>Federal Agency Discount Note</b>											
FHLMC DISC NOTE -- 0.000% 08/02/2013	313397JX0	20,000,000.00	A-1+	P-1	04/09/13	04/09/13	19,994,888.89	0.08	0.00	19,995,866.60	19,994,747.60
<b>Security Type Sub-Total</b>		<b>20,000,000.00</b>					<b>19,994,888.89</b>	<b>0.08</b>	<b>0.00</b>	<b>19,995,866.60</b>	<b>19,994,747.60</b>
<b>Federal Agency Bond / Note</b>											
FFCB NOTES DTD 05/23/2011 0.600% 05/23/2013	31331KLR9	24,850,000.00	AA+	Aaa	10/11/11	10/12/11	24,916,101.00	0.43	65,438.33	24,852,509.60	24,856,684.65
FHLMC FLOATING NOTES DTD 06/17/2011 0.150% 06/17/2013	3134G2MJ8	50,000,000.00	AA+	Aaa	06/09/11	06/17/11	49,949,405.00	0.19	2,910.84	49,994,840.50	50,009,150.00
FNMA GLOBAL NOTES DTD 05/21/2010 1.500% 06/26/2013	31398AT44	25,000,000.00	AA+	Aaa	02/02/11	02/03/11	25,307,750.00	0.98	130,208.33	25,019,800.25	25,053,825.00
FHLB NOTES DTD 11/08/2010 0.500% 06/26/2013	313371PM2	40,565,000.00	AA+	Aaa	01/12/11	01/13/11	40,075,786.10	1.00	70,425.35	40,534,232.26	40,589,136.18
FHLB NOTES DTD 06/29/2012 0.250% 07/01/2013	313379YQ6	25,000,000.00	AA+	Aaa	06/27/12	06/29/12	24,991,550.00	0.28	20,833.33	24,998,598.50	25,005,825.00
FHLMC GLOBAL REFERENCE NOTES DTD 07/18/2003 4.500% 07/15/2013	3134A4TZ7	25,000,000.00	AA+	Aaa	06/28/11	06/29/11	26,966,500.00	0.62	331,250.00	25,198,675.00	25,227,575.00





**Managed Account Detail of Securities Held**

For the Month Ending **April 30, 2013**

**SAN BERNARDINO COUNTY - 76990800**

<b>Security Type/Description Dated Date/Coupon/Maturity</b>	<b>CUSIP</b>	<b>Par</b>	<b>S&amp;P Rating</b>	<b>Moody's Rating</b>	<b>Trade Date</b>	<b>Settle Date</b>	<b>Original Cost</b>	<b>YTM at Cost</b>	<b>Accrued Interest</b>	<b>Amortized Cost</b>	<b>Market Value</b>
<b>Federal Agency Bond / Note</b>											
FNMA GLOBAL NOTES (EX-CALLABLE) DTD 07/14/2003 4.375% 07/17/2013	31359MSL8	13,500,000.00	AA+	Aaa	01/24/11	01/25/11	14,607,270.00	1.01	170,625.00	13,595,290.56	13,620,325.50
FNMA GLOBAL NOTES (EX-CALLABLE) DTD 07/14/2003 4.375% 07/17/2013	31359MSL8	19,950,000.00	AA+	Aaa	01/20/11	01/21/11	21,609,840.00	0.98	252,145.83	20,092,168.09	20,127,814.35
FNMA NOTES DTD 06/17/2011 0.500% 08/09/2013	3135G0BR3	12,500,000.00	AA+	Aaa	07/05/11	07/06/11	12,477,125.00	0.59	14,236.11	12,497,008.38	12,513,262.50
FNMA NOTES DTD 06/17/2011 0.500% 08/09/2013	3135G0BR3	12,500,000.00	AA+	Aaa	07/05/11	07/06/11	12,479,125.00	0.58	14,236.11	12,497,270.00	12,513,262.50
FNMA NOTES DTD 07/09/2010 1.250% 08/20/2013	31398AX31	50,000,000.00	AA+	Aaa	02/01/11	02/02/11	50,324,000.00	0.99	123,263.89	50,038,870.00	50,167,900.00
FHLMC NOTES (FLOATING) DTD 09/01/2011 0.370% 09/03/2013	3134G2B50	25,000,000.00	AA+	Aaa	08/29/11	09/01/11	24,987,250.00	0.35	15,333.34	24,997,707.75	25,021,350.00
FHLMC NOTES (FLOATING) DTD 09/12/2011 0.350% 09/12/2013	3134G2K43	25,000,000.00	AA+	Aaa	09/12/11	09/13/11	24,982,250.00	0.34	12,250.00	24,996,729.00	25,021,075.00
FHLMC NOTES (FLOATING) DTD 09/12/2011 0.350% 09/12/2013	3134G2K43	25,000,000.00	AA+	Aaa	12/06/11	12/07/11	24,986,500.00	0.33	12,250.00	24,996,520.00	25,021,075.00
FHLB NOTES TAP ISSUE DTD 08/09/2010 1.000% 09/13/2013	313370LB2	25,000,000.00	AA+	Aaa	10/26/10	10/27/10	25,195,250.00	0.73	33,333.33	25,025,097.25	25,081,525.00
FHLB NOTES TAP ISSUE DTD 08/09/2010 1.000% 09/13/2013	313370LB2	25,000,000.00	AA+	Aaa	11/02/10	11/03/10	25,261,750.00	0.63	33,333.33	25,033,799.50	25,081,525.00
FHLB NOTES TAP ISSUE DTD 08/09/2010 1.000% 09/13/2013	313370LB2	25,000,000.00	AA+	Aaa	11/02/10	11/03/10	25,261,775.00	0.63	33,333.33	25,033,802.50	25,081,525.00
FHLB NOTES TAP ISSUE DTD 08/09/2010 1.000% 09/13/2013	313370LB2	25,000,000.00	AA+	Aaa	11/02/10	11/03/10	25,261,780.25	0.63	33,333.33	25,033,803.25	25,081,525.00
FHLB NOTES TAP ISSUE DTD 08/09/2010 1.000% 09/13/2013	313370LB2	25,000,000.00	AA+	Aaa	11/10/10	11/12/10	25,159,475.00	0.77	33,333.33	25,020,810.75	25,081,525.00
FNMA NOTES (EX-CALLABLE) DTD 09/17/2010 1.125% 09/17/2013	31398A3L4	1,980,000.00	AA+	Aaa	09/21/10	09/22/10	1,979,901.00	1.13	2,722.50	1,979,987.41	1,987,587.36



**Managed Account Detail of Securities Held**

For the Month Ending **April 30, 2013**

**SAN BERNARDINO COUNTY - 76990800**

<b>Security Type/Description Dated Date/Coupon/Maturity</b>	<b>CUSIP</b>	<b>Par</b>	<b>S&amp;P Rating</b>	<b>Moody's Rating</b>	<b>Trade Date</b>	<b>Settle Date</b>	<b>Original Cost</b>	<b>YTM at Cost</b>	<b>Accrued Interest</b>	<b>Amortized Cost</b>	<b>Market Value</b>
<b>Federal Agency Bond / Note</b>											
FNMA NOTES (EX-CALLABLE) DTD 09/17/2010 1.125% 09/17/2013	31398A3L4	12,500,000.00	AA+	Aaa	09/21/10	09/22/10	12,499,750.00	1.13	17,187.50	12,499,968.63	12,547,900.00
FNMA NOTES (EX-CALLABLE) DTD 09/17/2010 1.125% 09/17/2013	31398A3L4	12,500,000.00	AA+	Aaa	09/21/10	09/22/10	12,499,750.00	1.13	17,187.50	12,499,968.63	12,547,900.00
FHLMC GLOBAL REFERENCE NOTES DTD 08/20/2008 4.125% 09/27/2013	3137EABS7	25,000,000.00	AA+	Aaa	12/01/10	12/02/10	27,217,500.00	0.93	97,395.83	25,322,452.00	25,408,925.00
FHLMC GLOBAL REFERENCE NOTES DTD 08/20/2008 4.125% 09/27/2013	3137EABS7	25,000,000.00	AA+	Aaa	12/07/10	12/08/10	27,185,500.00	0.96	97,395.83	25,319,762.75	25,408,925.00
FNMA NOTES DTD 08/02/2010 1.125% 09/30/2013	31398A2M3	25,000,000.00	AA+	Aaa	09/09/10	09/10/10	25,041,250.00	1.07	24,218.75	25,005,661.25	25,104,900.00
FNMA NOTES (EX-CALLABLE) DTD 10/08/2010 1.125% 10/08/2013	31398A4H2	25,000,000.00	AA+	Aaa	09/23/10	10/08/10	25,000,000.00	1.13	17,968.75	25,000,000.00	25,109,975.00
FHLMC NOTES DTD 08/20/2010 0.875% 10/28/2013	3137EACL1	25,000,000.00	AA+	Aaa	09/02/10	09/03/10	24,903,675.75	1.00	1,822.92	24,984,772.00	25,091,650.00
FHLB NOTES DTD 11/09/2010 0.500% 12/13/2013	313371PU4	845,000.00	AA+	Aaa	12/14/10	12/15/10	827,170.50	1.22	1,619.58	841,276.63	846,380.73
FHLB NOTES DTD 11/09/2010 0.500% 12/13/2013	313371PU4	18,610,000.00	AA+	Aaa	12/14/10	12/15/10	18,217,329.00	1.22	35,669.17	18,527,997.64	18,640,408.74
FNMA NOTES DTD 11/01/2010 0.750% 12/18/2013	31398A5W8	5,545,000.00	AA+	Aaa	03/22/11	03/23/11	5,479,846.25	1.19	15,364.27	5,529,807.59	5,567,496.07
FNMA NOTES DTD 11/01/2010 0.750% 12/18/2013	31398A5W8	25,000,000.00	AA+	Aaa	11/16/10	11/17/10	24,818,000.00	0.99	69,270.83	24,962,370.25	25,101,425.00
FHLMC NOTES DTD 01/06/2011 1.375% 02/25/2014	3137EACR8	25,000,000.00	AA+	Aaa	02/03/11	02/04/11	24,952,750.00	1.44	63,020.83	24,987,174.75	25,250,075.00
FHLB (CALLABLE) NOTES DTD 04/15/2013 0.250% 04/15/2014	313382LR2	50,000,000.00	AA+	Aaa	03/25/13	04/15/13	50,000,000.00	0.25	5,555.56	50,000,000.00	50,002,850.00
FNMA GLOBAL NOTES DTD 05/15/2009 2.500% 05/15/2014	31398AXJ6	25,000,000.00	AA+	Aaa	11/16/11	11/17/11	26,152,500.00	0.63	288,194.44	25,482,183.75	25,605,725.00



**Managed Account Detail of Securities Held**

For the Month Ending **April 30, 2013**

**SAN BERNARDINO COUNTY - 76990800**

<b>Security Type/Description Dated Date/Coupon/Maturity</b>	<b>CUSIP</b>	<b>Par</b>	<b>S&amp;P Rating</b>	<b>Moody's Rating</b>	<b>Trade Date</b>	<b>Settle Date</b>	<b>Original Cost</b>	<b>YTM at Cost</b>	<b>Accrued Interest</b>	<b>Amortized Cost</b>	<b>Market Value</b>
<b>Federal Agency Bond / Note</b>											
FHLMC NOTES DTD 06/02/2011 1.000% 07/30/2014	3137EACU1	25,000,000.00	AA+	Aaa	06/14/11	06/15/11	25,020,500.00	0.97	63,194.44	25,008,236.00	25,260,025.00
FFCB NOTES (FLOAT) DTD 08/01/2012 0.270% 08/01/2014	3133EAB49	50,000,000.00	AA+	Aaa	07/30/12	08/01/12	50,000,000.00	0.28	35,180.61	50,000,000.00	50,074,400.00
FREDDIE MAC GLOBAL NOTES DTD 07/26/2011 1.000% 08/20/2014	3134G2UA8	25,000,000.00	AA+	Aaa	11/28/11	11/29/11	25,154,750.00	0.77	49,305.56	25,074,403.25	25,256,600.00
FREDDIE MAC GLOBAL NOTES DTD 07/26/2011 1.000% 08/20/2014	3134G2UA8	25,000,000.00	AA+	Aaa	06/12/12	06/13/12	25,296,000.00	0.46	49,305.56	25,176,752.00	25,256,600.00
FREDDIE MAC GLOBAL NOTES DTD 07/26/2011 1.000% 08/20/2014	3134G2UA8	25,000,000.00	AA+	Aaa	09/11/12	09/12/12	25,332,500.00	0.31	49,305.56	25,223,625.50	25,256,600.00
FREDDIE MAC GLOBAL NOTES DTD 07/26/2011 1.000% 08/20/2014	3134G2UA8	25,000,000.00	AA+	Aaa	09/11/12	09/12/12	25,332,750.00	0.31	49,305.56	25,223,793.25	25,256,600.00
FREDDIE MAC GLOBAL NOTES DTD 08/05/2011 0.750% 09/22/2014	3134G2WG3	55,000,000.00	AA+	Aaa	09/27/11	09/28/11	55,082,500.00	0.70	44,687.50	55,038,699.65	55,420,475.00
FANNIE MAE GLOBAL NOTES DTD 09/27/2011 0.625% 10/30/2014	3135G0DW0	25,000,000.00	AA+	Aaa	12/27/11	12/28/11	24,967,500.00	0.67	434.03	24,982,797.75	25,151,250.00
FHLMC NOTES DTD 12/03/2012 0.320% 12/03/2014	3134G32E9	25,000,000.00	AA+	Aaa	11/30/12	12/03/12	25,000,000.00	0.32	32,888.89	25,000,000.00	25,034,450.00
FHLMC NOTES DTD 12/03/2012 0.320% 12/03/2014	3134G32E9	50,000,000.00	AA+	Aaa	11/29/12	12/03/12	50,000,000.00	0.32	65,777.78	50,000,000.00	50,068,900.00
FHLMC NOTES DTD 08/27/2012 0.350% 12/05/2014	3134G3H78	25,000,000.00	AA+	Aaa	09/25/12	09/26/12	24,991,250.00	0.37	35,486.11	24,993,624.50	25,046,175.00
FHLMC NOTES DTD 08/27/2012 0.350% 12/05/2014	3134G3H78	50,000,000.00	AA+	Aaa	09/25/12	09/26/12	49,980,500.00	0.37	70,972.22	49,985,792.00	50,092,350.00
FHLMC NOTES DTD 12/16/2011 0.625% 12/29/2014	3137EADA4	25,000,000.00	AA+	Aaa	02/03/12	02/06/12	25,130,000.00	0.44	52,951.39	25,074,742.00	25,162,350.00
FREDDIE MAC (CALLABLE) GLOBAL NOTES DTD 04/29/2013 0.320% 04/29/2015	3134G42V9	50,000,000.00	AA+	Aaa	04/29/13	04/30/13	49,999,000.00	0.32	888.89	49,999,001.50	50,012,150.00



**Managed Account Detail of Securities Held**

For the Month Ending **April 30, 2013**

**SAN BERNARDINO COUNTY - 76990800**

<b>Security Type/Description Dated Date/Coupon/Maturity</b>	<b>CUSIP</b>	<b>Par</b>	<b>S&amp;P Rating</b>	<b>Moody's Rating</b>	<b>Trade Date</b>	<b>Settle Date</b>	<b>Original Cost</b>	<b>YTM at Cost</b>	<b>Accrued Interest</b>	<b>Amortized Cost</b>	<b>Market Value</b>
<b>Federal Agency Bond / Note</b>											
FFCB NOTES DTD 05/01/2012 0.500% 05/01/2015	3133EANJ3	25,000,000.00	AA+	Aaa	05/01/12	05/02/12	24,964,275.00	0.55	62,500.00	24,976,096.50	25,109,525.00
FNMA NOTES (CALLABLE) DTD 08/07/2012 0.500% 08/07/2015	3135GONG4	50,000,000.00	AA+	Aaa	07/31/12	08/07/12	49,999,500.00	0.50	58,333.33	49,999,621.50	50,028,550.00
FHLMC NOTES (CALLABLE) DTD 09/25/2012 0.500% 09/25/2015	3134G3L24	15,000,000.00	AA+	Aaa	09/12/12	09/25/12	15,000,000.00	0.50	7,500.00	15,000,000.00	15,015,885.00
FHLMC NOTES (CALLABLE) DTD 09/25/2012 0.500% 09/25/2015	3134G3L24	15,000,000.00	AA+	Aaa	09/12/12	09/25/12	15,000,000.00	0.50	7,500.00	15,000,000.00	15,015,885.00
FHLMC NOTES (CALLABLE) DTD 09/25/2012 0.500% 09/25/2015	3134G3L24	20,000,000.00	AA+	Aaa	09/12/12	09/25/12	20,000,000.00	0.50	10,000.00	20,000,000.00	20,021,180.00
FHLB NOTES DTD 11/05/2010 1.375% 12/11/2015	313371NW2	25,000,000.00	AA+	Aaa	03/08/13	03/11/13	25,625,000.00	0.46	133,680.56	25,593,639.75	25,672,600.00
FNMA NOTES (CALLABLE) DTD 01/29/2013 0.450% 01/29/2016	3135G0TZ6	50,000,000.00	AA+	Aaa	01/25/13	01/29/13	49,937,500.00	0.49	57,500.00	49,942,791.50	50,065,450.00
FANNIE MAE GLOBAL NOTES DTD 01/18/2011 2.250% 03/15/2016	3135G0AL7	50,000,000.00	AA+	Aaa	02/10/12	02/13/12	52,881,500.00	0.81	143,750.00	52,034,060.00	52,624,200.00
FANNIE MAE GLOBAL NOTES DTD 01/18/2011 2.250% 03/15/2016	3135G0AL7	50,000,000.00	AA+	Aaa	02/10/12	02/13/12	52,881,500.00	0.81	143,750.00	52,034,060.00	52,624,200.00
FANNIE MAE GLOBAL NOTES DTD 02/15/2013 0.500% 03/30/2016	3135G0VA8	40,000,000.00	AA+	Aaa	02/14/13	02/15/13	39,954,400.00	0.54	17,222.22	39,957,434.40	40,100,360.00
FREDDIE MAC GLOBAL NOTES DTD 03/07/2013 0.500% 05/13/2016	3137EADO9	25,000,000.00	AA+	Aaa	03/08/13	03/11/13	24,984,750.00	0.52	18,750.00	24,985,399.50	25,069,275.00
FHLMC NOTES DTD 04/08/2011 2.500% 05/27/2016	3137EACT4	50,000,000.00	AA+	Aaa	01/04/13	01/07/13	53,272,500.00	0.55	534,722.22	52,969,319.50	53,145,250.00
FANNIE MAE GLOBAL NOTES DTD 07/20/2012 0.875% 08/28/2017	3135G0MZ3	50,000,000.00	AA+	Aaa	09/18/12	09/19/12	50,046,000.00	0.86	74,131.94	50,040,438.50	50,388,850.00
FHLB NOTES (CALLABLE) DTD 11/09/2012 1.000% 11/09/2017	3133813R4	25,000,000.00	AA+	Aaa	12/18/12	12/19/12	24,985,000.00	1.01	119,444.44	24,986,147.00	25,005,200.00



**Managed Account Detail of Securities Held**

For the Month Ending **April 30, 2013**

**SAN BERNARDINO COUNTY - 76990800**

<b>Security Type/Description Dated Date/Coupon/Maturity</b>	<b>CUSIP</b>	<b>Par</b>	<b>S&amp;P Rating</b>	<b>Moody's Rating</b>	<b>Trade Date</b>	<b>Settle Date</b>	<b>Original Cost</b>	<b>YTM at Cost</b>	<b>Accrued Interest</b>	<b>Amortized Cost</b>	<b>Market Value</b>
<b>Federal Agency Bond / Note</b>											
FNMA NOTES (CALLABLE) DTD 11/15/2012 1.000% 11/15/2017	3135G0RQ8	25,000,000.00	AA+	Aaa	12/12/12	12/13/12	25,032,500.00	0.97	115,277.78	25,002,993.50	25,009,425.00
FNMA NOTES (CALLABLE) DTD 12/26/2012 1.000% 12/26/2017	3135G0SJ3	22,155,000.00	AA+	Aaa	01/03/13	01/04/13	22,159,431.00	1.00	76,927.08	22,157,965.89	22,231,346.13
FHLMC NOTES DTD 11/21/2012 0.750% 01/12/2018	3137EADN6	25,000,000.00	AA+	Aaa	01/28/13	01/29/13	24,656,750.00	1.04	56,770.83	24,674,063.25	24,989,750.00
FHLMC NOTES DTD 11/21/2012 0.750% 01/12/2018	3137EADN6	25,000,000.00	AA+	Aaa	01/30/13	01/31/13	24,670,250.00	1.02	56,770.83	24,686,624.00	24,989,750.00
<b>Security Type Sub-Total</b>		<b>1,868,000,000.00</b>					<b>1,888,913,510.85</b>	<b>0.65</b>	<b>4,450,882.70</b>	<b>1,877,223,038.61</b>	<b>1,883,833,614.71</b>
<b>Commercial Paper</b>											
BNP PARIBAS FINANCE INC COMM PAPER -- 0.000% 05/01/2013	0556N0S14	50,000,000.00	A-1	P-1	04/30/13	04/30/13	49,999,833.33	0.12	0.00	50,000,000.00	49,999,750.00
BNP PARIBAS FINANCE INC COMM PAPER -- 0.000% 05/01/2013	0556N0S14	50,000,000.00	A-1	P-1	04/30/13	04/30/13	49,999,833.33	0.12	0.00	50,000,000.00	49,999,750.00
BNP PARIBAS FINANCE INC COMM PAPER -- 0.000% 05/01/2013	0556N0S14	50,000,000.00	A-1	P-1	04/30/13	04/30/13	49,999,833.33	0.12	0.00	50,000,000.00	49,999,750.00
BNP PARIBAS FINANCE INC COMM PAPER -- 0.000% 05/01/2013	0556N0S14	50,000,000.00	A-1	P-1	04/30/13	04/30/13	49,999,833.33	0.12	0.00	50,000,000.00	49,999,750.00
US BANK NA COMM PAPER -- 0.000% 05/01/2013	9033E0S15	50,000,000.00	A-1+	P-1	04/30/13	04/30/13	49,999,888.89	0.08	0.00	50,000,000.00	49,999,850.00
BANK OF NOVA SCOTIA NY COMM PAPER -- 0.000% 05/06/2013	06416JS61	50,000,000.00	A-1	P-1	04/29/13	04/29/13	49,999,027.78	0.10	0.00	49,999,305.50	49,999,350.00
US BANK NA COMM PAPER -- 0.000% 05/09/2013	9033E0S98	12,000,000.00	A-1+	P-1	04/29/13	04/29/13	11,999,733.33	0.08	0.00	11,999,786.64	11,999,628.00
GENERAL ELECTRIC CO COMM PAPER -- 0.000% 05/16/2013	36960LSG1	25,000,000.00	A-1+	P-1	04/30/13	04/30/13	24,999,222.22	0.07	0.00	24,999,270.75	24,999,000.00
GENERAL ELEC CAP CORP COMM PAPER -- 0.000% 05/24/2013	36959HSO1	38,000,000.00	A-1+	P-1	04/08/13	04/08/13	37,994,658.89	0.11	0.00	37,997,329.36	37,997,720.00



### Managed Account Detail of Securities Held

For the Month Ending April 30, 2013

#### SAN BERNARDINO COUNTY - 76990800

Security Type/Description Dated Date/Coupon/Maturity	CUSIP	Par	S&P Rating	Moody's Rating	Trade Date	Settle Date	Original Cost	YTM at Cost	Accrued Interest	Amortized Cost	Market Value
<b>Commercial Paper</b>											
BANK OF NOVA SCOTIA NY COMM PAPER -- 0.000% 06/03/2013	06416JT37	25,000,000.00	A-1	P-1	04/10/13	04/10/13	24,994,750.00	0.14	0.00	24,996,791.75	24,996,825.00
US BANK COMM PAPER -- 0.000% 06/03/2013	9033E0T30	25,000,000.00	A-1+	P-1	04/29/13	04/30/13	24,997,402.78	0.11	0.00	24,997,479.25	24,995,150.00
GENERAL ELECTRIC CO COMM PAPER -- 0.000% 06/03/2013	36960LT39	50,000,000.00	A-1+	P-1	04/10/13	04/10/13	49,992,500.00	0.10	0.00	49,995,416.50	49,995,600.00
US BANK COMM PAPER -- 0.000% 06/03/2013	9033E0T30	50,000,000.00	A-1+	P-1	04/29/13	04/30/13	49,994,805.56	0.11	0.00	49,994,958.50	49,990,300.00
TOYOTA MOTOR CREDIT CORP COMM PAPER -- 0.000% 06/04/2013	89233GT48	25,000,000.00	A-1+	P-1	04/05/13	04/05/13	24,993,333.33	0.16	0.00	24,996,222.25	24,997,250.00
TOYOTA MOTOR CREDIT CORP COMM PAPER -- 0.000% 06/04/2013	89233GT48	50,000,000.00	A-1+	P-1	04/05/13	04/05/13	49,986,666.67	0.16	0.00	49,992,444.50	49,994,500.00
AMERICAN HONDA FINANCE COMM PAPER -- 0.000% 06/07/2013	02665JT75	8,400,000.00	A-1	P-1	04/15/13	04/16/13	8,398,301.33	0.14	0.00	8,398,791.32	8,398,563.60
TOYOTA MOTOR CREDIT CORP COMM PAPER -- 0.000% 06/07/2013	89233GT71	25,000,000.00	A-1+	P-1	04/15/13	04/16/13	24,995,305.56	0.13	0.00	24,996,659.75	24,996,975.00
BANK OF NOVA SCOTIA NY COMM PAPER -- 0.000% 06/07/2013	06416JT78	25,000,000.00	A-1	P-1	04/18/13	04/19/13	24,995,236.11	0.14	0.00	24,996,402.75	24,996,275.00
BANK OF NOVA SCOTIA NY COMM PAPER -- 0.000% 06/12/2013	06416JTC7	25,000,000.00	A-1	P-1	04/23/13	04/24/13	24,995,576.39	0.13	0.00	24,996,208.25	24,995,600.00
NORDEA NORTH AMERICA INC COMM PAPER -- 0.000% 06/28/2013	6555P0TU3	25,000,000.00	A-1+	P-1	03/27/13	03/28/13	24,988,180.56	0.19	0.00	24,992,548.50	24,993,475.00
NORDEA NORTH AMERICA INC COMM PAPER -- 0.000% 07/01/2013	6555P0U15	25,000,000.00	A-1+	P-1	04/03/13	04/04/13	24,988,388.89	0.19	0.00	24,991,951.50	24,993,075.00



**Managed Account Detail of Securities Held**

For the Month Ending **April 30, 2013**

**SAN BERNARDINO COUNTY - 76990800**

<b>Security Type/Description Dated Date/Coupon/Maturity</b>	<b>CUSIP</b>	<b>Par</b>	<b>S&amp;P Rating</b>	<b>Moody's Rating</b>	<b>Trade Date</b>	<b>Settle Date</b>	<b>Original Cost</b>	<b>YTM at Cost</b>	<b>Accrued Interest</b>	<b>Amortized Cost</b>	<b>Market Value</b>
<b>Commercial Paper</b>											
TOYOTA MOTOR CREDIT CORP COMM PAPER -- 0.000% 07/01/2013	89233GU12	50,000,000.00	A-1+	P-1	04/03/13	04/04/13	49,979,222.22	0.17	0.00	49,985,597.00	49,988,700.00
US BANK NA COMM PAPER -- 0.000% 07/01/2013	9033E0U12	50,000,000.00	A-1+	P-1	04/19/13	04/22/13	49,990,277.78	0.10	0.00	49,991,528.00	49,979,300.00
NORDEA NORTH AMERICA INC COMM PAPER -- 0.000% 07/08/2013	6555P0U80	25,000,000.00	A-1+	P-1	04/09/13	04/09/13	24,989,062.50	0.18	0.00	24,991,736.00	24,992,050.00
GENERAL ELEC CAP CORP COMM PAPER -- 0.000% 09/03/2013	36959HW37	25,000,000.00	A-1+	P-1	04/18/13	04/19/13	24,982,875.00	0.18	0.00	24,984,375.00	24,982,150.00
GENERAL ELEC CAP CORP COMM PAPER -- 0.000% 09/09/2013	36959HW94	50,000,000.00	A-1+	P-1	04/09/13	04/09/13	49,957,500.00	0.20	0.00	49,963,611.00	49,961,850.00
GENERAL ELEC CAP CORP COMM PAPER -- 0.000% 10/01/2013	36959HX10	12,000,000.00	A-1+	P-1	04/19/13	04/22/13	11,989,200.00	0.20	0.00	11,989,800.00	11,988,504.00

<b>Security Type Sub-Total</b>		<b>945,400,000.00</b>					<b>945,200,449.11</b>	<b>0.13</b>	<b>0.00</b>	<b>945,248,214.07</b>	<b>945,230,690.60</b>
--------------------------------	--	-----------------------	--	--	--	--	-----------------------	-------------	-------------	-----------------------	-----------------------

<b>Certificate of Deposit</b>											
BANK OF MONTREAL CHICAGO CERT DEPOS DTD 02/27/2013 0.180% 05/01/2013	06366XF56	25,000,000.00	A-1	P-1	02/27/13	02/27/13	25,000,000.00	0.18	7,875.00	25,000,000.00	24,999,985.75
BANK OF MONTREAL CHICAGO CERT DEPOS DTD 03/13/2013 0.180% 05/01/2013	06366XN57	25,000,000.00	A-1	P-1	03/12/13	03/13/13	25,000,000.00	0.18	6,125.00	25,000,000.00	24,999,985.75
TORONTO DOMINION BANK NY CERT DEPOS DTD 03/14/2013 0.165% 05/01/2013	89112WYW1	25,000,000.00	A-1+	P-1	03/12/13	03/14/13	25,000,000.00	0.17	5,500.00	25,000,000.00	24,999,965.00
SVENSKA HANDELSBANKEN NY CERT DEPOS DTD 03/04/2013 0.185% 05/01/2013	86958CTM6	50,000,000.00	A-1+	P-1	03/04/13	03/04/13	50,000,000.00	0.19	14,902.78	50,000,000.00	49,999,985.50
SVENSKA HANDELSBANKEN NY CERT DEPOS DTD 03/06/2013 0.185% 05/01/2013	86958CTR5	50,000,000.00	A-1+	P-1	03/05/13	03/06/13	50,000,000.00	0.19	14,388.89	50,000,000.00	49,999,985.50



**Managed Account Detail of Securities Held**

For the Month Ending **April 30, 2013**

**SAN BERNARDINO COUNTY - 76990800**

<b>Security Type/Description</b>	<b>Dated Date/Coupon/Maturity</b>	<b>CUSIP</b>	<b>Par</b>	<b>S&amp;P Rating</b>	<b>Moody's Rating</b>	<b>Trade Date</b>	<b>Settle Date</b>	<b>Original Cost</b>	<b>YTM at Cost</b>	<b>Accrued Interest</b>	<b>Amortized Cost</b>	<b>Market Value</b>
<b>Certificate of Deposit</b>												
BANK OF MONTREAL CHICAGO CERT DEPOS DTD 04/09/2013 0.150% 05/02/2013		06366X2R2	20,000,000.00	A-1	P-1	04/09/13	04/09/13	20,000,000.00	0.15	1,833.33	20,000,000.00	19,999,909.20
BANK OF MONTREAL CHICAGO CERT DEPOS DTD 04/03/2013 0.170% 05/07/2013		06366XY55	25,000,000.00	A-1	P-1	04/02/13	04/03/13	25,000,000.00	0.17	3,305.56	25,000,000.00	24,999,763.25
WESTPAC BANKING CORP NY CERT DEPOS DTD 11/09/2012 0.220% 05/15/2013		96121TQN1	50,000,000.00	A-1+	P-1	11/08/12	11/09/12	50,000,000.00	0.22	52,861.11	50,000,000.00	50,000,825.00
WESTPAC BANKING CORP NY CERT DEPOS DTD 11/19/2012 0.220% 05/17/2013		96121TQQ4	25,000,000.00	A-1+	P-1	11/15/12	11/19/12	25,000,000.00	0.22	24,902.78	25,000,000.00	25,000,435.00
WESTPAC BANKING CORP NY CERT DEPOS DTD 11/23/2012 0.240% 05/24/2013		96121TOY7	50,000,000.00	A-1+	P-1	11/21/12	11/23/12	50,000,000.00	0.24	53,000.00	50,000,000.00	50,001,135.00
BANK OF MONTREAL CHICAGO CERT DEPOS DTD 02/28/2013 0.190% 06/03/2013		06366XG22	50,000,000.00	A-1	P-1	02/28/13	02/28/13	50,000,000.00	0.19	16,361.11	50,000,000.00	49,997,970.50
NORDEA BANK FINLAND NY CERT DEPOS DTD 03/08/2013 0.180% 06/03/2013		65558EHW1	50,000,000.00	A-1+	P-1	03/07/13	03/08/13	50,000,000.00	0.18	13,500.00	50,000,000.00	49,997,029.00
TORONTO DOMINION BANK NY CERT DEPOS DTD 03/25/2013 0.180% 06/03/2013		89112WD46	50,000,000.00	A-1+	P-1	03/25/13	03/25/13	50,000,000.00	0.18	9,250.00	50,000,000.00	49,997,032.00
TORONTO DOMINION BANK NY CERT DEPOS DTD 04/22/2013 0.135% 06/07/2013		89112WO42	25,000,000.00	A-1+	P-1	04/19/13	04/22/13	25,000,000.00	0.14	843.75	25,000,000.00	24,995,900.50
CBA AUSTRALIA CERT DEPOS DTD 12/14/2012 0.230% 06/14/2013		20271EJQ3	50,000,000.00	A-1+	P-1	12/12/12	12/14/12	50,000,000.00	0.23	44,083.33	50,000,000.00	50,001,825.00
TORONTO DOMINION BANK NY CERT DEPOS DTD 06/20/2012 0.500% 06/21/2013		89112XA62	25,000,000.00	A-1+	P-1	06/19/12	06/20/12	25,000,000.00	0.50	109,375.00	25,000,000.00	25,014,050.00
NORDEA BANK FINLAND NY CERT DEPOS DTD 03/25/2013 0.190% 06/28/2013		65558EJV1	25,000,000.00	A-1+	P-1	03/25/13	03/25/13	25,000,000.00	0.19	4,881.94	25,000,000.00	24,997,560.25
NORDEA BANK FINLAND NY CERT DEPOS DTD 03/25/2013 0.190% 06/28/2013		65558EJV1	25,000,000.00	A-1+	P-1	03/25/13	03/25/13	25,000,000.00	0.19	4,881.94	25,000,000.00	24,997,560.25





## Managed Account Detail of Securities Held

For the Month Ending **April 30, 2013**

### SAN BERNARDINO COUNTY - 76990800

Security Type/Description Dated Date/Coupon/Maturity	CUSIP	Par	S&P Rating	Moody's Rating	Trade Date	Settle Date	Original Cost	YTM at Cost	Accrued Interest	Amortized Cost	Market Value
<b>Certificate of Deposit</b>											
SVENSKA HANDELSBANKEN NY CERT DEPOS DTD 03/26/2013 0.200% 06/28/2013	86958CUR3	25,000,000.00	A-1+	P-1	03/26/13	03/26/13	25,000,000.00	0.20	5,000.00	25,000,000.00	24,998,378.75
SVENSKA HANDELSBANKEN NY CERT DEPOS DTD 04/16/2013 0.200% 07/16/2013	86958CWA8	25,000,000.00	A-1+	P-1	04/15/13	04/16/13	25,000,000.00	0.20	2,083.33	25,000,000.00	24,996,692.75
TORONTO DOMINION BANK NY CERT DEPOS DTD 08/28/2012 0.400% 08/28/2013	89112X2K0	50,000,000.00	A-1+	P-1	08/27/12	08/28/12	50,000,000.00	0.40	136,666.67	50,000,000.00	50,048,595.00
BANK OF MONTREAL CHICAGO CERT DEPOS DTD 04/09/2013 0.230% 10/01/2013	06366X2H4	50,000,000.00	A-1	P-1	04/08/13	04/09/13	50,000,000.00	0.23	7,027.78	50,000,000.00	49,983,962.00
BANK OF NOVA SCOTIA HOUSTON CERT DEPOS DTD 10/15/2012 0.320% 10/16/2013	06417FDU1	25,000,000.00	A-1	P-1	10/15/12	10/15/12	25,000,000.00	0.32	44,000.00	25,000,000.00	25,010,525.00
TORONTO DOMINION BANK NY CERT DEPOS DTD 11/16/2012 0.330% 11/01/2013	89112WHX8	25,000,000.00	A-1+	P-1	11/15/12	11/16/12	25,000,000.00	0.33	38,041.67	25,000,000.00	24,965,087.75
WELLS FARGO BANK NA CERT DEPOS DTD 04/24/2013 0.200% 11/01/2013	9497P6D47	25,000,000.00	A-1+	P-1	04/23/13	04/24/13	25,000,000.00	0.20	972.22	25,000,000.00	24,964,959.75
BANK OF NOVA SCOTIA HOUSTON CERT DEPOS DTD 01/02/2013 0.310% 01/02/2014	06417FKJ8	25,000,000.00	A-1	P-1	01/02/13	01/02/13	25,000,000.00	0.31	25,618.06	25,000,000.00	24,999,246.75
BANK OF NOVA SCOTIA NY CERT DEPOS DTD 01/15/2013 0.300% 01/02/2014	06417FLM0	25,000,000.00	A-1	P-1	01/15/13	01/15/13	25,000,000.00	0.30	22,083.33	25,000,000.00	24,973,032.25
ROYAL BANK OF CANADA NY CD (FLOAT) DTD 02/07/2013 0.360% 02/10/2014	78009NKY1	50,000,000.00	AA-	Aa3	01/30/13	02/07/13	50,000,000.00	0.35	41,361.12	50,000,000.00	50,034,600.00
ROYAL BANK OF CANADA NY (FLOAT) DTD 02/28/2013 0.350% 02/28/2014	78009NLM6	25,000,000.00	A-1+	P-1	02/26/13	02/28/13	25,000,000.00	0.38	15,270.83	25,000,000.00	25,016,475.00
ROYAL BANK OF CANADA NY CD (FLOAT) DTD 03/19/2013 0.350% 03/19/2014	78009NLX2	25,000,000.00	A-1+	P-1	03/19/13	03/19/13	25,000,000.00	0.39	10,854.18	25,000,000.00	25,013,150.00
ROYAL BANK OF CANADA NY CD (FLOAT) DTD 04/17/2013 0.320% 04/17/2014	78009NML7	50,000,000.00	AA-	Aa3	04/11/13	04/17/13	50,000,000.00	0.32	6,216.39	50,000,000.00	49,990,500.00



**Managed Account Detail of Securities Held**

For the Month Ending **April 30, 2013**

**SAN BERNARDINO COUNTY - 76990800**

<b>Security Type/Description</b>	<b>Dated Date/Coupon/Maturity</b>	<b>CUSIP</b>	<b>Par</b>	<b>S&amp;P Rating</b>	<b>Moody's Rating</b>	<b>Trade Date</b>	<b>Settle Date</b>	<b>Original Cost</b>	<b>YTM at Cost</b>	<b>Accrued Interest</b>	<b>Amortized Cost</b>	<b>Market Value</b>
<b>Certificate of Deposit</b>												
<b>Security Type Sub-Total</b>			<b>1,070,000,000.00</b>					<b>1,070,000,000.00</b>	<b>0.24</b>	<b>743,067.10</b>	<b>1,070,000,000.00</b>	<b>1,069,996,107.45</b>
<b>Managed Account Sub-Total</b>			<b>4,481,400,000.00</b>					<b>4,507,715,294.18</b>	<b>0.42</b>	<b>6,708,641.82</b>	<b>4,493,918,466.03</b>	<b>4,502,840,234.11</b>
<b>Securities Sub-Total</b>			<b>\$4,481,400,000.00</b>					<b>\$4,507,715,294.18</b>	<b>0.42%</b>	<b>\$6,708,641.82</b>	<b>\$4,493,918,466.03</b>	<b>\$4,502,840,234.11</b>
<b>Accrued Interest</b>												<b>\$6,708,641.82</b>
<b>Total Investments</b>												<b>\$4,509,548,875.93</b>



**Managed Account Fair Market Value & Analytics**

For the Month Ending **April 30, 2013**

**SAN BERNARDINO COUNTY - 76990800**

<b>Security Type/Description</b>	<b>Dated Date/Coupon/Maturity</b>	<b>CUSIP</b>	<b>Par</b>	<b>Broker</b>	<b>Next Call Date</b>	<b>Market Price</b>	<b>Market Value</b>	<b>Unreal G/L On Cost</b>	<b>Unreal G/L Amort Cost</b>	<b>Effective Duration</b>	<b>Duration to Worst at Mkt</b>	<b>YTM</b>
<b>U.S. Treasury Bond / Note</b>												
US TREASURY NOTES	DTD 06/15/2010 1.125% 06/15/2013	912828NH9	25,000,000.00	DEUTSCHE		100.13	25,032,225.00	(84,962.50)	25,626.75	0.13	0.13	0.10
US TREASURY NOTES	DTD 06/15/2010 1.125% 06/15/2013	912828NH9	25,000,000.00	BK AMER		100.13	25,032,225.00	(77,150.00)	26,058.00	0.13	0.13	0.10
US TREASURY NOTES	DTD 07/15/2010 1.000% 07/15/2013	912828NN6	25,000,000.00	GOLDMAN		100.20	25,048,825.00	20,504.69	46,218.75	0.21	0.21	0.07
US TREASURY NOTES	DTD 07/15/2010 1.000% 07/15/2013	912828NN6	25,000,000.00	JPMCHASE		100.20	25,048,825.00	48,825.00	48,825.00	0.21	0.21	0.07
US TREASURY NOTES	DTD 02/15/2011 1.250% 02/15/2014	912828OH6	50,000,000.00	MORGANST		100.89	50,443,350.00	(320,321.88)	68,737.00	0.79	0.79	0.13
US TREASURY NOTES	DTD 06/30/2009 2.625% 06/30/2014	912828KY5	50,000,000.00	MORGANST		102.87	51,433,593.75	(1,031,250.00)	168,850.75	1.15	1.15	0.17
US TREASURY NOTES	DTD 07/02/2012 0.250% 06/30/2014	912828TA8	50,000,000.00	DIRECT		100.11	50,054,700.00	66,418.75	63,264.00	1.17	1.17	0.16
US TREASURY N/B	DTD 07/31/2012 0.125% 07/31/2014	912828TF7	25,000,000.00	BARCLAYS		99.95	24,988,275.00	52,728.12	34,533.50	1.25	1.25	0.16
US TREASURY N/B	DTD 08/15/2012 0.250% 08/15/2015	912828TK6	50,000,000.00	GOLDMAN		100.01	50,003,900.00	244,134.37	188,591.50	2.29	2.29	0.25
US TREASURY NOTES	DTD 10/15/2012 0.250% 10/15/2015	912828TT7	25,000,000.00	MORGANST		99.97	24,992,200.00	107,434.37	86,996.25	2.45	2.45	0.26
US TREASURY NOTES	DTD 01/31/2011 2.000% 01/31/2016	912828PS3	25,000,000.00	CITIGRP		104.67	26,167,975.00	(81,048.44)	115,481.75	2.68	2.68	0.30
US TREASURY NOTES	DTD 08/01/2011 1.500% 07/31/2016	912828QX1	25,000,000.00	BARCLAYS		103.69	25,921,875.00	34,179.69	158,263.75	3.17	3.17	0.36
US TREASURY N/B	DTD 01/03/2012 0.875% 12/31/2016	912828RX0	50,000,000.00	BARCLAYS		101.62	50,808,593.75	593,750.00	646,815.75	3.60	3.60	0.43
US TREASURY N/B	DTD 01/03/2012 0.875% 12/31/2016	912828RX0	50,000,000.00	JPMCHASE		101.62	50,808,593.75	605,468.75	655,546.75	3.60	3.60	0.43
<b>Security Type Sub-Total</b>			<b>500,000,000.00</b>				<b>505,785,156.25</b>	<b>178,710.92</b>	<b>2,333,809.50</b>	<b>1.78</b>	<b>1.78</b>	<b>0.23</b>
<b>Repurchase Agreement</b>												
GOLDMAN SACHS & CO REPO AGRMT	DTD 04/30/2013 0.130% 05/01/2013	RE1000497	50,000,000.00	GOLDMAN		100.00	49,999,917.50	(82.50)	(82.50)	0.00	0.00	0.16



## Managed Account Fair Market Value & Analytics

For the Month Ending **April 30, 2013**

### SAN BERNARDINO COUNTY - 76990800

Security Type/Description Dated Date/Coupon/Maturity	CUSIP	Par	Broker	Next Call Date	Market Price	Market Value	Unreal G/L On Cost	Unreal G/L Amort Cost	Effective Duration	Duration to Worst at Mkt	YTM
<b>Security Type Sub-Total</b>		<b>50,000,000.00</b>				<b>49,999,917.50</b>	<b>(82.50)</b>	<b>(82.50)</b>	<b>0.00</b>	<b>0.00</b>	<b>0.16</b>
<b>Money Market Fund</b>											
FIDELITY GOV'T MM FUND 57	316175108	3,000,000.00			1.00	3,000,000.00	0.00	0.00	0.00	0.00	0.01
FEDERATED GOVT OBLIGATIONS FUND	60934N104	25,000,000.00			1.00	25,000,000.00	0.00	0.00	0.00	0.00	0.01
<b>Security Type Sub-Total</b>		<b>28,000,000.00</b>				<b>28,000,000.00</b>	<b>0.00</b>	<b>0.00</b>	<b>0.00</b>	<b>0.00</b>	<b>0.01</b>
<b>Federal Agency Discount Note</b>											
FHLMC DISC NOTE -- 0.000% 08/02/2013	313397JX0	20,000,000.00	MORGANST		99.97	19,994,747.60	(141.29)	(1,119.00)	0.26	0.26	0.10
<b>Security Type Sub-Total</b>		<b>20,000,000.00</b>				<b>19,994,747.60</b>	<b>(141.29)</b>	<b>(1,119.00)</b>	<b>0.26</b>	<b>0.26</b>	<b>0.10</b>
<b>Federal Agency Bond / Note</b>											
FFCB NOTES DTD 05/23/2011 0.600% 05/23/2013	31331KLR9	24,850,000.00	1ST TENN		100.03	24,856,684.65	(59,416.35)	4,175.05	0.06	0.06	0.18
FHLMC FLOATING NOTES DTD 06/17/2011 0.150% 06/17/2013	3134G2MJ8	50,000,000.00	BARCLAYS		100.02	50,009,150.00	59,745.00	14,309.50	0.08	0.13	0.01
FNMA GLOBAL NOTES DTD 05/21/2010 1.500% 06/26/2013	31398AT44	25,000,000.00	DEUTSCHE		100.22	25,053,825.00	(253,925.00)	34,024.75	0.16	0.16	0.12
FHLB NOTES DTD 11/08/2010 0.500% 06/26/2013	313371PM2	40,565,000.00	MORGANST		100.06	40,589,136.18	513,350.08	54,903.92	0.16	0.16	0.12
FHLB NOTES DTD 06/29/2012 0.250% 07/01/2013	313379YQ6	25,000,000.00	JPMCHASE		100.02	25,005,825.00	14,275.00	7,226.50	0.17	0.17	0.11
FHLMC GLOBAL REFERENCE NOTES DTD 07/18/2003 4.500% 07/15/2013	3134A4TZ7	25,000,000.00	BARCLAYS		100.91	25,227,575.00	(1,738,925.00)	28,900.00	0.21	0.21	0.13
FNMA GLOBAL NOTES (EX-CALLABLE) DTD 07/14/2003 4.375% 07/17/2013	31359MSL8	13,500,000.00	GILFORD		100.89	13,620,325.50	(986,944.50)	25,034.94	0.21	0.21	0.20
FNMA GLOBAL NOTES (EX-CALLABLE) DTD 07/14/2003 4.375% 07/17/2013	31359MSL8	19,950,000.00	BARCLAYS		100.89	20,127,814.35	(1,482,025.65)	35,646.26	0.21	0.21	0.20
FNMA NOTES DTD 06/17/2011 0.500% 08/09/2013	3135G0BR3	12,500,000.00	CSFB		100.11	12,513,262.50	36,137.50	16,254.12	0.27	0.27	0.11
FNMA NOTES DTD 06/17/2011 0.500% 08/09/2013	3135G0BR3	12,500,000.00	CSFB		100.11	12,513,262.50	34,137.50	15,992.50	0.27	0.27	0.11



**Managed Account Fair Market Value & Analytics**

For the Month Ending **April 30, 2013**

**SAN BERNARDINO COUNTY - 76990800**

<b>Security Type/Description</b>	<b>Dated Date/Coupon/Maturity</b>	<b>CUSIP</b>	<b>Par</b>	<b>Broker</b>	<b>Next Call Date</b>	<b>Market Price</b>	<b>Market Value</b>	<b>Unreal G/L On Cost</b>	<b>Unreal G/L Amort Cost</b>	<b>Effective Duration</b>	<b>Duration to Worst at Mkt</b>	<b>YTM</b>
<b>Federal Agency Bond / Note</b>												
FNMA NOTES		31398AX31	50,000,000.00	JPMCHASE		100.34	50,167,900.00	(156,100.00)	129,030.00	0.31	0.31	0.15
DTD 07/09/2010 1.250% 08/20/2013												
FHLMC NOTES (FLOATING)		3134G2B50	25,000,000.00	UBS PW		100.09	25,021,350.00	34,100.00	23,642.25	0.00	0.34	0.13
DTD 09/01/2011 0.370% 09/03/2013												
FHLMC NOTES (FLOATING)		3134G2K43	25,000,000.00	UBS AG		100.08	25,021,075.00	38,825.00	24,346.00	0.00	0.37	0.13
DTD 09/12/2011 0.350% 09/12/2013												
FHLMC NOTES (FLOATING)		3134G2K43	25,000,000.00	JPMCHASE		100.08	25,021,075.00	34,575.00	24,555.00	0.00	0.37	0.13
DTD 09/12/2011 0.350% 09/12/2013												
FHLB NOTES TAP ISSUE		313370LB2	25,000,000.00	USBPJ		100.33	25,081,525.00	(113,725.00)	56,427.75	0.37	0.37	0.12
DTD 08/09/2010 1.000% 09/13/2013												
FHLB NOTES TAP ISSUE		313370LB2	25,000,000.00	CSFB		100.33	25,081,525.00	(180,225.00)	47,725.50	0.37	0.37	0.12
DTD 08/09/2010 1.000% 09/13/2013												
FHLB NOTES TAP ISSUE		313370LB2	25,000,000.00	RBC CAP		100.33	25,081,525.00	(180,250.00)	47,722.50	0.37	0.37	0.12
DTD 08/09/2010 1.000% 09/13/2013												
FHLB NOTES TAP ISSUE		313370LB2	25,000,000.00	BARCLAYS		100.33	25,081,525.00	(180,255.25)	47,721.75	0.37	0.37	0.12
DTD 08/09/2010 1.000% 09/13/2013												
FHLB NOTES TAP ISSUE		313370LB2	25,000,000.00	CSFB		100.33	25,081,525.00	(77,950.00)	60,714.25	0.37	0.37	0.12
DTD 08/09/2010 1.000% 09/13/2013												
FNMA NOTES (EX-CALLABLE)		31398A3L4	1,980,000.00	CITIGRP		100.38	1,987,587.36	7,686.36	7,599.95	0.38	0.38	0.12
DTD 09/17/2010 1.125% 09/17/2013												
FNMA NOTES (EX-CALLABLE)		31398A3L4	12,500,000.00	JPMCHASE		100.38	12,547,900.00	48,150.00	47,931.37	0.38	0.38	0.12
DTD 09/17/2010 1.125% 09/17/2013												
FNMA NOTES (EX-CALLABLE)		31398A3L4	12,500,000.00	JPMCHASE		100.38	12,547,900.00	48,150.00	47,931.37	0.38	0.38	0.12
DTD 09/17/2010 1.125% 09/17/2013												
FHLMC GLOBAL REFERENCE NOTES		3137EABS7	25,000,000.00	UBS AG		101.64	25,408,925.00	(1,808,575.00)	86,473.00	0.41	0.41	0.12
DTD 08/20/2008 4.125% 09/27/2013												
FHLMC GLOBAL REFERENCE NOTES		3137EABS7	25,000,000.00	UBS AG		101.64	25,408,925.00	(1,776,575.00)	89,162.25	0.41	0.41	0.12
DTD 08/20/2008 4.125% 09/27/2013												
FNMA NOTES		31398A2M3	25,000,000.00	BARCLAYS		100.42	25,104,900.00	63,650.00	99,238.75	0.42	0.42	0.12
DTD 08/02/2010 1.125% 09/30/2013												
FNMA NOTES (EX-CALLABLE)		31398A4H2	25,000,000.00	DEUTSCHE		100.44	25,109,975.00	109,975.00	109,975.00	0.44	0.44	0.12
DTD 10/08/2010 1.125% 10/08/2013												
FHLMC NOTES		3137EACL1	25,000,000.00	CSFB		100.37	25,091,650.00	187,974.25	106,878.00	0.49	0.49	0.13
DTD 08/20/2010 0.875% 10/28/2013												



**Managed Account Fair Market Value & Analytics**

For the Month Ending **April 30, 2013**

**SAN BERNARDINO COUNTY - 76990800**

<b>Security Type/Description</b>	<b>Dated Date/Coupon/Maturity</b>	<b>CUSIP</b>	<b>Par</b>	<b>Broker</b>	<b>Next Call Date</b>	<b>Market Price</b>	<b>Market Value</b>	<b>Unreal G/L On Cost</b>	<b>Unreal G/L Amort Cost</b>	<b>Effective Duration</b>	<b>Duration to Worst at Mkt</b>	<b>YTM</b>
<b>Federal Agency Bond / Note</b>												
FHLB NOTES		313371PU4	845,000.00	RBC CAP		100.16	846,380.73	19,210.23	5,104.10	0.62	0.62	0.24
DTD 11/09/2010 0.500% 12/13/2013												
FHLB NOTES		313371PU4	18,610,000.00	RBC CAP		100.16	18,640,408.74	423,079.74	112,411.10	0.62	0.62	0.24
DTD 11/09/2010 0.500% 12/13/2013												
FNMA NOTES		31398A5W8	5,545,000.00	RBC CAP		100.41	5,567,496.07	87,649.82	37,688.48	0.63	0.63	0.11
DTD 11/01/2010 0.750% 12/18/2013												
FNMA NOTES		31398A5W8	25,000,000.00	CITIGRP		100.41	25,101,425.00	283,425.00	139,054.75	0.63	0.63	0.11
DTD 11/01/2010 0.750% 12/18/2013												
FHLMC NOTES		3137EACR8	25,000,000.00	MORGANST		101.00	25,250,075.00	297,325.00	262,900.25	0.82	0.82	0.15
DTD 01/06/2011 1.375% 02/25/2014												
FHLB (CALLABLE) NOTES		313382LR2	50,000,000.00	MORGANST	05/15/13	100.01	50,002,850.00	2,850.00	2,850.00	0.95	0.04	0.24
DTD 04/15/2013 0.250% 04/15/2014												
FNMA GLOBAL NOTES		31398AXJ6	25,000,000.00	BARCLAYS		102.42	25,605,725.00	(546,775.00)	123,541.25	1.02	1.02	0.17
DTD 05/15/2009 2.500% 05/15/2014												
FHLMC NOTES		3137EACU1	25,000,000.00	BARCLAYS		101.04	25,260,025.00	239,525.00	251,789.00	1.24	1.24	0.17
DTD 06/02/2011 1.000% 07/30/2014												
FFCB NOTES (FLOAT)		3133EAB49	50,000,000.00	JPMCHASE		100.15	50,074,400.00	74,400.00	74,400.00	0.00	1.25	0.16
DTD 08/01/2012 0.270% 08/01/2014												
FREDDIE MAC GLOBAL NOTES		3134G2UA8	25,000,000.00	MORGANST		101.03	25,256,600.00	101,850.00	182,196.75	1.30	1.30	0.21
DTD 07/26/2011 1.000% 08/20/2014												
FREDDIE MAC GLOBAL NOTES		3134G2UA8	25,000,000.00	MORGANST		101.03	25,256,600.00	(39,400.00)	79,848.00	1.30	1.30	0.21
DTD 07/26/2011 1.000% 08/20/2014												
FREDDIE MAC GLOBAL NOTES		3134G2UA8	25,000,000.00	CSFB		101.03	25,256,600.00	(75,900.00)	32,974.50	1.30	1.30	0.21
DTD 07/26/2011 1.000% 08/20/2014												
FREDDIE MAC GLOBAL NOTES		3134G2UA8	25,000,000.00	MIZUHO		101.03	25,256,600.00	(76,150.00)	32,806.75	1.30	1.30	0.21
DTD 07/26/2011 1.000% 08/20/2014												
FREDDIE MAC GLOBAL NOTES		3134G2WG3	55,000,000.00	BARCLAYS		100.76	55,420,475.00	337,975.00	381,775.35	1.39	1.39	0.20
DTD 08/05/2011 0.750% 09/22/2014												
FANNIE MAE GLOBAL NOTES		3135G0DW0	25,000,000.00	CSFB		100.61	25,151,250.00	183,750.00	168,452.25	1.49	1.49	0.22
DTD 09/27/2011 0.625% 10/30/2014												
FHLMC NOTES		3134G32E9	25,000,000.00	JPMCHASE		100.14	25,034,450.00	34,450.00	34,450.00	1.59	1.59	0.23
DTD 12/03/2012 0.320% 12/03/2014												
FHLMC NOTES		3134G32E9	50,000,000.00	JPMCHASE		100.14	50,068,900.00	68,900.00	68,900.00	1.59	1.59	0.23
DTD 12/03/2012 0.320% 12/03/2014												



## Managed Account Fair Market Value & Analytics

For the Month Ending **April 30, 2013**

**SAN BERNARDINO COUNTY - 76990800**

Security Type/Description Dated Date/Coupon/Maturity	CUSIP	Par	Broker	Next Call Date	Market Price	Market Value	Unreal G/L On Cost	Unreal G/L Amort Cost	Effective Duration	Duration to Worst at Mkt	YTM
<b>Federal Agency Bond / Note</b>											
FHLMC NOTES DTD 08/27/2012 0.350% 12/05/2014	3134G3H78	25,000,000.00	MIZUHO		100.18	25,046,175.00	54,925.00	52,550.50	1.59	1.59	0.23
FHLMC NOTES DTD 08/27/2012 0.350% 12/05/2014	3134G3H78	50,000,000.00	BARCLAYS		100.18	50,092,350.00	111,850.00	106,558.00	1.59	1.59	0.23
FHLMC NOTES DTD 12/16/2011 0.625% 12/29/2014	3137EADA4	25,000,000.00	BARCLAYS		100.65	25,162,350.00	32,350.00	87,608.00	1.65	1.65	0.23
FREDDIE MAC (CALLABLE) GLOBAL NOTES DTD 04/29/2013 0.320% 04/29/2015	3134G42V9	50,000,000.00	DAIWA	10/29/13	100.02	50,012,150.00	13,150.00	13,148.50	1.88	0.50	0.31
FFCB NOTES DTD 05/01/2012 0.500% 05/01/2015	3133EANJ3	25,000,000.00	MORGANST		100.44	25,109,525.00	145,250.00	133,428.50	1.99	1.99	0.28
FNMA NOTES (CALLABLE) DTD 08/07/2012 0.500% 08/07/2015	3135G0NG4	50,000,000.00	JPMCHASE	08/07/13	100.06	50,028,550.00	29,050.00	28,928.50	1.94	0.27	0.47
FHLMC NOTES (CALLABLE) DTD 09/25/2012 0.500% 09/25/2015	3134G3L24	15,000,000.00	JPMCHASE	09/25/13	100.11	15,015,885.00	15,885.00	15,885.00	1.16	0.40	0.46
FHLMC NOTES (CALLABLE) DTD 09/25/2012 0.500% 09/25/2015	3134G3L24	15,000,000.00	UBS AG	09/25/13	100.11	15,015,885.00	15,885.00	15,885.00	1.16	0.40	0.46
FHLMC NOTES (CALLABLE) DTD 09/25/2012 0.500% 09/25/2015	3134G3L24	20,000,000.00	CSFB	09/25/13	100.11	20,021,180.00	21,180.00	21,180.00	1.16	0.40	0.46
FHLB NOTES DTD 11/05/2010 1.375% 12/11/2015	313371NW2	25,000,000.00	MIZUHO		102.69	25,672,600.00	47,600.00	78,960.25	2.56	2.56	0.34
FNMA NOTES (CALLABLE) DTD 01/29/2013 0.450% 01/29/2016	3135G0TZ6	50,000,000.00	RBC CAP	01/29/14	100.13	50,065,450.00	127,950.00	122,658.50	2.17	0.75	0.40
FANNIE MAE GLOBAL NOTES DTD 01/18/2011 2.250% 03/15/2016	3135G0AL7	50,000,000.00	CANTFITZ		105.25	52,624,200.00	(257,300.00)	590,140.00	2.79	2.79	0.41
FANNIE MAE GLOBAL NOTES DTD 01/18/2011 2.250% 03/15/2016	3135G0AL7	50,000,000.00	CANTFITZ		105.25	52,624,200.00	(257,300.00)	590,140.00	2.79	2.79	0.41
FANNIE MAE GLOBAL NOTES DTD 02/15/2013 0.500% 03/30/2016	3135G0VA8	40,000,000.00	CITIGRP		100.25	40,100,360.00	145,960.00	142,925.60	2.89	2.89	0.41
FREDDIE MAC GLOBAL NOTES DTD 03/07/2013 0.500% 05/13/2016	3137EADO9	25,000,000.00	WELLSFAR		100.28	25,069,275.00	84,525.00	83,875.50	3.01	3.01	0.41
FHLMC NOTES DTD 04/08/2011 2.500% 05/27/2016	3137EACT4	50,000,000.00	MORGANST		106.29	53,145,250.00	(127,250.00)	175,930.50	2.95	2.95	0.44
FANNIE MAE GLOBAL NOTES DTD 07/20/2012 0.875% 08/28/2017	3135G0MZ3	50,000,000.00	MORGANST		100.78	50,388,850.00	342,850.00	348,411.50	4.24	4.24	0.69



**Managed Account Fair Market Value & Analytics**

For the Month Ending **April 30, 2013**

**SAN BERNARDINO COUNTY - 76990800**

Security Type/Description Dated Date/Coupon/Maturity	CUSIP	Par	Broker	Next Call Date	Market Price	Market Value	Unreal G/L On Cost	Unreal G/L Amort Cost	Effective Duration	Duration to Worst at Mkt	YTM	
<b>Federal Agency Bond / Note</b>												
FHLB NOTES (CALLABLE) DTD 11/09/2012 1.000% 11/09/2017	3133813R4	25,000,000.00	DEUTSCHE	05/09/13	100.02	25,005,200.00	20,200.00	19,053.00	2.28	0.03	1.00	
FNMA NOTES (CALLABLE) DTD 11/15/2012 1.000% 11/15/2017	3135G0RQ8	25,000,000.00	GOLDMAN	05/15/13	100.04	25,009,425.00	(23,075.00)	6,431.50	2.43	0.04	0.99	
FNMA NOTES (CALLABLE) DTD 12/26/2012 1.000% 12/26/2017	3135G0SJ3	22,155,000.00	MORGANST	12/26/13	100.34	22,231,346.13	71,915.13	73,380.24	2.72	0.65	0.92	
FHLMC NOTES DTD 11/21/2012 0.750% 01/12/2018	3137EADN6	25,000,000.00	MORGANST		99.96	24,989,750.00	333,000.00	315,686.75	4.60	4.60	0.76	
FHLMC NOTES DTD 11/21/2012 0.750% 01/12/2018	3137EADN6	25,000,000.00	BK AMER		99.96	24,989,750.00	319,500.00	303,126.00	4.60	4.60	0.76	

**Security Type Sub-Total** **1,868,000,000.00** **1,883,833,614.71** **(5,079,896.14)** **6,610,576.10** **1.37** **1.17** **0.28**

<b>Commercial Paper</b>												
BNP PARIBAS FINANCE INC COMM PAPER -- 0.000% 05/01/2013	0556N0S14	50,000,000.00	BNP DIR		100.00	49,999,750.00	(83.33)	(250.00)	0.00	0.00	0.18	
BNP PARIBAS FINANCE INC COMM PAPER -- 0.000% 05/01/2013	0556N0S14	50,000,000.00	BNP DIR		100.00	49,999,750.00	(83.33)	(250.00)	0.00	0.00	0.18	
BNP PARIBAS FINANCE INC COMM PAPER -- 0.000% 05/01/2013	0556N0S14	50,000,000.00	BNP DIR		100.00	49,999,750.00	(83.33)	(250.00)	0.00	0.00	0.18	
BNP PARIBAS FINANCE INC COMM PAPER -- 0.000% 05/01/2013	0556N0S14	50,000,000.00	BNP DIR		100.00	49,999,750.00	(83.33)	(250.00)	0.00	0.00	0.18	
US BANK NA COMM PAPER -- 0.000% 05/01/2013	9033E0S15	50,000,000.00	US BANK		100.00	49,999,850.00	(38.89)	(150.00)	0.00	0.00	0.11	
BANK OF NOVA SCOTIA NY COMM PAPER -- 0.000% 05/06/2013	06416JS61	50,000,000.00	BNS		100.00	49,999,350.00	322.22	44.50	0.02	0.02	0.08	
US BANK NA COMM PAPER -- 0.000% 05/09/2013	9033E0S98	12,000,000.00	US BANK		100.00	11,999,628.00	(105.33)	(158.64)	0.02	0.02	0.12	
GENERAL ELECTRIC CO COMM PAPER -- 0.000% 05/16/2013	36960LSG1	25,000,000.00	GE CO		100.00	24,999,000.00	(222.22)	(270.75)	0.04	0.04	0.09	
GENERAL ELEC CAP CORP COMM PAPER -- 0.000% 05/24/2013	36959HSQ1	38,000,000.00	GE CO		99.99	37,997,720.00	3,061.11	390.64	0.07	0.07	0.09	
BANK OF NOVA SCOTIA NY COMM PAPER -- 0.000% 06/03/2013	06416JT37	25,000,000.00	BNS		99.99	24,996,825.00	2,075.00	33.25	0.09	0.09	0.13	





**Managed Account Fair Market Value & Analytics**

For the Month Ending **April 30, 2013**

**SAN BERNARDINO COUNTY - 76990800**

<b>Security Type/Description</b>	<b>Dated Date/Coupon/Maturity</b>	<b>CUSIP</b>	<b>Par</b>	<b>Broker</b>	<b>Next Call Date</b>	<b>Market Price</b>	<b>Market Value</b>	<b>Unreal G/L On Cost</b>	<b>Unreal G/L Amort Cost</b>	<b>Effective Duration</b>	<b>Duration to Worst at Mkt</b>	<b>YTM</b>
<b>Commercial Paper</b>												
US BANK COMM PAPER	-- 0.000% 06/03/2013	9033E0T30	25,000,000.00	US BANK		99.98	24,995,150.00	(2,252.78)	(2,329.25)	0.09	0.09	0.21
GENERAL ELECTRIC CO COMM PAPER	-- 0.000% 06/03/2013	36960LT39	50,000,000.00	GE CO		99.99	49,995,600.00	3,100.00	183.50	0.09	0.09	0.09
US BANK COMM PAPER	-- 0.000% 06/03/2013	9033E0T30	50,000,000.00	US BANK		99.98	49,990,300.00	(4,505.56)	(4,658.50)	0.09	0.09	0.21
TOYOTA MOTOR CREDIT CORP COMM PAPER	-- 0.000% 06/04/2013	89233GT48	25,000,000.00	TOYOTA		99.99	24,997,250.00	3,916.67	1,027.75	0.10	0.10	0.11
TOYOTA MOTOR CREDIT CORP COMM PAPER	-- 0.000% 06/04/2013	89233GT48	50,000,000.00	TOYOTA		99.99	49,994,500.00	7,833.33	2,055.50	0.10	0.10	0.11
AMERICAN HONDA FINANCE COMM PAPER	-- 0.000% 06/07/2013	02665JT75	8,400,000.00	GOLDMAN		99.98	8,398,563.60	262.27	(227.72)	0.10	0.10	0.16
TOYOTA MOTOR CREDIT CORP COMM PAPER	-- 0.000% 06/07/2013	89233GT71	25,000,000.00	TOYOTA		99.99	24,996,975.00	1,669.44	315.25	0.10	0.10	0.11
BANK OF NOVA SCOTIA NY COMM PAPER	-- 0.000% 06/07/2013	06416JT78	25,000,000.00	BNS		99.99	24,996,275.00	1,038.89	(127.75)	0.10	0.10	0.14
BANK OF NOVA SCOTIA NY COMM PAPER	-- 0.000% 06/12/2013	06416JTC7	25,000,000.00	BNS		99.98	24,995,600.00	23.61	(608.25)	0.12	0.12	0.15
NORDEA NORTH AMERICA INC COMM PAPER	-- 0.000% 06/28/2013	6555P0TU3	25,000,000.00	CSFB		99.97	24,993,475.00	5,294.44	926.50	0.16	0.16	0.16
NORDEA NORTH AMERICA INC COMM PAPER	-- 0.000% 07/01/2013	6555P0U15	25,000,000.00	CSFB		99.97	24,993,075.00	4,686.11	1,123.50	0.17	0.17	0.16
TOYOTA MOTOR CREDIT CORP COMM PAPER	-- 0.000% 07/01/2013	89233GU12	50,000,000.00	TOYOTA		99.98	49,988,700.00	9,477.78	3,103.00	0.17	0.17	0.13
US BANK NA COMM PAPER	-- 0.000% 07/01/2013	9033E0U12	50,000,000.00	US BANK		99.96	49,979,300.00	(10,977.78)	(12,228.00)	0.17	0.17	0.24



## Managed Account Fair Market Value & Analytics

For the Month Ending **April 30, 2013**

### SAN BERNARDINO COUNTY - 76990800

Security Type/Description Dated Date/Coupon/Maturity	CUSIP	Par	Broker	Next Call Date	Market Price	Market Value	Unreal G/L On Cost	Unreal G/L Amort Cost	Effective Duration	Duration to Worst at Mkt	YTM
<b>Commercial Paper</b>											
NORDEA NORTH AMERICA INC COMM PAPER -- 0.000% 07/08/2013	6555POU80	25,000,000.00	CSFB		99.97	24,992,050.00	2,987.50	314.00	0.19	0.19	0.17
GENERAL ELEC CAP CORP COMM PAPER -- 0.000% 09/03/2013	36959HW37	25,000,000.00	GECC		99.93	24,982,150.00	(725.00)	(2,225.00)	0.34	0.34	0.20
GENERAL ELEC CAP CORP COMM PAPER -- 0.000% 09/09/2013	36959HW94	50,000,000.00	GECC		99.92	49,961,850.00	4,350.00	(1,761.00)	0.36	0.36	0.21
GENERAL ELEC CAP CORP COMM PAPER -- 0.000% 10/01/2013	36959HX10	12,000,000.00	GECC		99.90	11,988,504.00	(696.00)	(1,296.00)	0.42	0.42	0.22

<b>Security Type Sub-Total</b>		<b>945,400,000.00</b>				<b>945,230,690.60</b>	<b>30,241.49</b>	<b>(17,523.47)</b>	<b>0.10</b>	<b>0.10</b>	<b>0.15</b>
--------------------------------	--	-----------------------	--	--	--	-----------------------	------------------	--------------------	-------------	-------------	-------------

<b>Certificate of Deposit</b>											
BANK OF MONTREAL CHICAGO CERT DEPOS DTD 02/27/2013 0.180% 05/01/2013	06366XF56	25,000,000.00	MORGANST		100.00	24,999,985.75	(14.25)	(14.25)	0.00	0.00	0.19
BANK OF MONTREAL CHICAGO CERT DEPOS DTD 03/13/2013 0.180% 05/01/2013	06366XN57	25,000,000.00	ICAP		100.00	24,999,985.75	(14.25)	(14.25)	0.00	0.00	0.19
TORONTO DOMINION BANK NY CERT DEPOS DTD 03/14/2013 0.165% 05/01/2013	89112WYW1	25,000,000.00	TOR DOM		100.00	24,999,965.00	(35.00)	(35.00)	0.00	0.00	0.19
SVENSKA HANDELSBANKEN NY CERT DEPOS DTD 03/04/2013 0.185% 05/01/2013	86958CTM6	50,000,000.00	ICAP		100.00	49,999,985.50	(14.50)	(14.50)	0.00	0.00	0.19
SVENSKA HANDELSBANKEN NY CERT DEPOS DTD 03/06/2013 0.185% 05/01/2013	86958CTR5	50,000,000.00	ICAP		100.00	49,999,985.50	(14.50)	(14.50)	0.00	0.00	0.19
BANK OF MONTREAL CHICAGO CERT DEPOS DTD 04/09/2013 0.150% 05/02/2013	06366X2R2	20,000,000.00	UBS AG		100.00	19,999,909.20	(90.80)	(90.80)	0.01	0.01	0.19
BANK OF MONTREAL CHICAGO CERT DEPOS DTD 04/03/2013 0.170% 05/07/2013	06366XY55	25,000,000.00	DAIWA		100.00	24,999,763.25	(236.75)	(236.75)	0.02	0.02	0.19



**Managed Account Fair Market Value & Analytics**

For the Month Ending **April 30, 2013**

**SAN BERNARDINO COUNTY - 76990800**

<b>Security Type/Description</b>	<b>Dated Date/Coupon/Maturity</b>	<b>CUSIP</b>	<b>Par</b>	<b>Broker</b>	<b>Next Call Date</b>	<b>Market Price</b>	<b>Market Value</b>	<b>Unreal G/L On Cost</b>	<b>Unreal G/L Amort Cost</b>	<b>Effective Duration</b>	<b>Duration to Worst at Mkt</b>	<b>YTM</b>
<b>Certificate of Deposit</b>												
WESTPAC BANKING CORP NY CERT DEPOS DTD 11/09/2012 0.220% 05/15/2013		96121TON1	50,000,000.00	RBC CAP		100.00	50,000,825.00	825.00	825.00	0.04	0.04	0.20
WESTPAC BANKING CORP NY CERT DEPOS DTD 11/19/2012 0.220% 05/17/2013		96121TQQ4	25,000,000.00	ICAP		100.00	25,000,435.00	435.00	435.00	0.05	0.05	0.20
WESTPAC BANKING CORP NY CERT DEPOS DTD 11/23/2012 0.240% 05/24/2013		96121TOY7	50,000,000.00	ICAP		100.00	50,001,135.00	1,135.00	1,135.00	0.07	0.07	0.21
BANK OF MONTREAL CHICAGO CERT DEPOS DTD 02/28/2013 0.190% 06/03/2013		06366XG22	50,000,000.00	ICAP		100.00	49,997,970.50	(2,029.50)	(2,029.50)	0.09	0.09	0.21
NORDEA BANK FINLAND NY CERT DEPOS DTD 03/08/2013 0.180% 06/03/2013		65558EHW1	50,000,000.00	ICAP		99.99	49,997,029.00	(2,971.00)	(2,971.00)	0.09	0.09	0.21
TORONTO DOMINION BANK NY CERT DEPOS DTD 03/25/2013 0.180% 06/03/2013		89112WD46	50,000,000.00	TOR DOM		99.99	49,997,032.00	(2,968.00)	(2,968.00)	0.09	0.09	0.21
TORONTO DOMINION BANK NY CERT DEPOS DTD 04/22/2013 0.135% 06/07/2013		89112WO42	25,000,000.00	TOR DOM		99.98	24,995,900.50	(4,099.50)	(4,099.50)	0.10	0.10	0.21
CBA AUSTRALIA CERT DEPOS DTD 12/14/2012 0.230% 06/14/2013		20271EJQ3	50,000,000.00	ICAP		100.00	50,001,825.00	1,825.00	1,825.00	0.12	0.12	0.22
TORONTO DOMINION BANK NY CERT DEPOS DTD 06/20/2012 0.500% 06/21/2013		89112XA62	25,000,000.00	TOR DOM		100.06	25,014,050.00	14,050.00	14,050.00	0.14	0.14	0.30
NORDEA BANK FINLAND NY CERT DEPOS DTD 03/25/2013 0.190% 06/28/2013		65558EJV1	25,000,000.00	DAIWA		99.99	24,997,560.25	(2,439.75)	(2,439.75)	0.16	0.16	0.22
NORDEA BANK FINLAND NY CERT DEPOS DTD 03/25/2013 0.190% 06/28/2013		65558EJV1	25,000,000.00	MIZUHO		99.99	24,997,560.25	(2,439.75)	(2,439.75)	0.16	0.16	0.22
SVENSKA HANDELSBANKEN NY CERT DEPOS DTD 03/26/2013 0.200% 06/28/2013		86958CUR3	25,000,000.00	UBS AG		99.99	24,998,378.75	(1,621.25)	(1,621.25)	0.16	0.16	0.22
SVENSKA HANDELSBANKEN NY CERT DEPOS DTD 04/16/2013 0.200% 07/16/2013		86958CWA8	25,000,000.00	UBS AG		99.99	24,996,692.75	(3,307.25)	(3,307.25)	0.21	0.21	0.23



**Managed Account Fair Market Value & Analytics**

For the Month Ending **April 30, 2013**

**SAN BERNARDINO COUNTY - 76990800**

<b>Security Type/Description</b>	<b>Dated Date/Coupon/Maturity</b>	<b>CUSIP</b>	<b>Par</b>	<b>Broker</b>	<b>Next Call Date</b>	<b>Market Price</b>	<b>Market Value</b>	<b>Unreal G/L On Cost</b>	<b>Unreal G/L Amort Cost</b>	<b>Effective Duration</b>	<b>Duration to Worst at Mkt</b>	<b>YTM</b>
<b>Certificate of Deposit</b>												
TORONTO DOMINION BANK NY CERT DEPOS	DTD 08/28/2012 0.400% 08/28/2013	89112X2K0	50,000,000.00	TOR DOM		100.10	50,048,595.00	48,595.00	48,595.00	0.33	0.33	0.25
BANK OF MONTREAL CHICAGO CERT DEPOS	DTD 04/09/2013 0.230% 10/01/2013	06366X2H4	50,000,000.00	1ST TENN		99.97	49,983,962.00	(16,038.00)	(16,038.00)	0.42	0.42	0.27
BANK OF NOVA SCOTIA HOUSTON CERT DEPOS	DTD 10/15/2012 0.320% 10/16/2013	06417FDU1	25,000,000.00	BNS		100.04	25,010,525.00	10,525.00	10,525.00	0.46	0.46	0.27
TORONTO DOMINION BANK NY CERT DEPOS	DTD 11/16/2012 0.330% 11/01/2013	89112WHX8	25,000,000.00	TOR DOM		99.86	24,965,087.75	(34,912.25)	(34,912.25)	0.51	0.51	0.28
WELLS FARGO BANK NA CERT DEPOS	DTD 04/24/2013 0.200% 11/01/2013	9497P6D47	25,000,000.00	WELLSFAR		99.86	24,964,959.75	(35,040.25)	(35,040.25)	0.51	0.51	0.28
BANK OF NOVA SCOTIA HOUSTON CERT DEPOS	DTD 01/02/2013 0.310% 01/02/2014	06417FKJ8	25,000,000.00	BNS		100.00	24,999,246.75	(753.25)	(753.25)	0.68	0.68	0.32
BANK OF NOVA SCOTIA NY CERT DEPOS	DTD 01/15/2013 0.300% 01/02/2014	06417FLM0	25,000,000.00	BNS		99.89	24,973,032.25	(26,967.75)	(26,967.75)	0.68	0.68	0.32
ROYAL BANK OF CANADA NY CD (FLOAT)	DTD 02/07/2013 0.360% 02/10/2014	78009NKY1	50,000,000.00	RBC CAP		100.07	50,034,600.00	34,600.00	34,600.00	0.00	0.78	0.27
ROYAL BANK OF CANADA NY (FLOAT)	DTD 02/28/2013 0.350% 02/28/2014	78009NLM6	25,000,000.00	RBC CAP		100.07	25,016,475.00	16,475.00	16,475.00	0.00	0.83	0.28
ROYAL BANK OF CANADA NY CD (FLOAT)	DTD 03/19/2013 0.350% 03/19/2014	78009NLX2	25,000,000.00	RBC CAP		100.05	25,013,150.00	13,150.00	13,150.00	0.00	0.89	0.29
ROYAL BANK OF CANADA NY CD (FLOAT)	DTD 04/17/2013 0.320% 04/17/2014	78009NML7	50,000,000.00	RBC CAP		99.98	49,990,500.00	(9,500.00)	(9,500.00)	0.08	0.96	0.34
<b>Security Type Sub-Total</b>			<b>1,070,000,000.00</b>				<b>1,069,996,107.45</b>	<b>(3,892.55)</b>	<b>(3,892.55)</b>	<b>0.15</b>	<b>0.27</b>	<b>0.24</b>
<b>Managed Account Sub-Total</b>			<b>4,481,400,000.00</b>				<b>4,502,840,234.11</b>	<b>(4,875,060.07)</b>	<b>8,921,768.08</b>	<b>0.83</b>	<b>0.78</b>	<b>0.23</b>



### Managed Account Fair Market Value & Analytics

For the Month Ending **April 30, 2013**

**SAN BERNARDINO COUNTY - 76990800**

<b>Securities Sub-Total</b>	<b>\$4,481,400,000.00</b>	<b>\$4,502,840,234.11</b>	<b>(\$4,875,060.07)</b>	<b>\$8,921,768.08</b>	<b>0.83</b>	<b>0.78</b>	<b>0.23%</b>
<b>Accrued Interest</b>		<b>\$6,708,641.82</b>					
<b>Total Investments</b>		<b>\$4,509,548,875.93</b>					



**Managed Account Security Transactions & Interest**

For the Month Ending **April 30, 2013**

**SAN BERNARDINO COUNTY - 76990800**

Transaction Type		Security Description	CUSIP	Par	Principal Proceeds	Accrued Interest	Total	Realized G/L Cost	Realized G/L Amort Cost	Sale Method
Trade	Settle									
<b>BUY</b>										
03/25/13	04/15/13	FHLB (CALLABLE) NOTES DTD 04/15/2013 0.250% 04/15/2014	313382LR2	50,000,000.00	(50,000,000.00)	0.00	(50,000,000.00)			
04/01/13	04/01/13	GOLDMAN SACHS & CO REPO AGRMT DTD 04/01/2013 0.180% 04/02/2013	RE1000059	50,000,000.00	(50,000,000.00)	0.00	(50,000,000.00)			
04/01/13	04/01/13	RABOBANK USA FIN CORP COMM PAPER -- 0.000% 04/02/2013	74977KR27	50,000,000.00	(49,999,819.44)	0.00	(49,999,819.44)			
04/01/13	04/01/13	RABOBANK USA FIN CORP COMM PAPER -- 0.000% 04/02/2013	74977KR27	50,000,000.00	(49,999,819.44)	0.00	(49,999,819.44)			
04/01/13	04/01/13	RABOBANK USA FIN CORP COMM PAPER -- 0.000% 04/02/2013	74977KR27	16,000,000.00	(15,999,942.22)	0.00	(15,999,942.22)			
04/01/13	04/01/13	BNP PARIBAS FINANCE INC COMM PAPER -- 0.000% 04/02/2013	0556N0R23	50,000,000.00	(49,999,833.33)	0.00	(49,999,833.33)			
04/01/13	04/01/13	BNP PARIBAS FINANCE INC COMM PAPER -- 0.000% 04/02/2013	0556N0R23	50,000,000.00	(49,999,833.33)	0.00	(49,999,833.33)			
04/02/13	04/02/13	BNP PARIBAS FINANCE INC COMM PAPER -- 0.000% 04/03/2013	0556N0R31	50,000,000.00	(49,999,847.22)	0.00	(49,999,847.22)			
04/02/13	04/02/13	RABOBANK USA FIN CORP COMM PAPER -- 0.000% 04/03/2013	74977KR35	50,000,000.00	(49,999,819.44)	0.00	(49,999,819.44)			
04/02/13	04/02/13	RABOBANK USA FIN CORP COMM PAPER -- 0.000% 04/03/2013	74977KR35	36,000,000.00	(35,999,870.00)	0.00	(35,999,870.00)			
04/02/13	04/02/13	RABOBANK USA FIN CORP COMM PAPER -- 0.000% 04/03/2013	74977KR35	50,000,000.00	(49,999,819.44)	0.00	(49,999,819.44)			
04/02/13	04/02/13	RABOBANK USA FIN CORP COMM PAPER -- 0.000% 04/03/2013	74977KR35	50,000,000.00	(49,999,819.44)	0.00	(49,999,819.44)			



**Managed Account Security Transactions & Interest**

For the Month Ending **April 30, 2013**

**SAN BERNARDINO COUNTY - 76990800**

Transaction Type		Security Description	CUSIP	Par	Principal Proceeds	Accrued Interest	Total	Realized G/L Cost	Realized G/L Amort Cost	Sale Method
Trade	Settle									
<b>BUY</b>										
04/02/13	04/02/13	GOLDMAN SACHS & CO REPO AGRMT DTD 04/02/2013 0.140% 04/03/2013	RE1000067	50,000,000.00	(50,000,000.00)	0.00	(50,000,000.00)			
04/02/13	04/03/13	BANK OF MONTREAL CHICAGO CERT DEPOS DTD 04/03/2013 0.170% 05/07/2013	06366XY55	25,000,000.00	(25,000,000.00)	0.00	(25,000,000.00)			
04/03/13	04/03/13	GOLDMAN SACHS & CO REPO AGRMT DTD 04/03/2013 0.090% 04/04/2013	RE1000083	50,000,000.00	(50,000,000.00)	0.00	(50,000,000.00)			
04/03/13	04/03/13	RABOBANK USA FIN CORP COMM PAPER -- 0.000% 04/04/2013	74977KR43	50,000,000.00	(49,999,833.33)	0.00	(49,999,833.33)			
04/03/13	04/03/13	RABOBANK USA FIN CORP COMM PAPER -- 0.000% 04/04/2013	74977KR43	50,000,000.00	(49,999,833.33)	0.00	(49,999,833.33)			
04/03/13	04/03/13	RABOBANK USA FIN CORP COMM PAPER -- 0.000% 04/04/2013	74977KR43	50,000,000.00	(49,999,833.33)	0.00	(49,999,833.33)			
04/03/13	04/03/13	RABOBANK USA FIN CORP COMM PAPER -- 0.000% 04/04/2013	74977KR43	19,000,000.00	(18,999,936.67)	0.00	(18,999,936.67)			
04/03/13	04/03/13	BNP PARIBAS FINANCE INC COMM PAPER -- 0.000% 04/04/2013	0556N0R49	50,000,000.00	(49,999,847.22)	0.00	(49,999,847.22)			
04/03/13	04/03/13	BNP PARIBAS FINANCE INC COMM PAPER -- 0.000% 04/04/2013	0556N0R49	50,000,000.00	(49,999,847.22)	0.00	(49,999,847.22)			
04/03/13	04/03/13	BNP PARIBAS FINANCE INC COMM PAPER -- 0.000% 04/04/2013	0556N0R49	25,000,000.00	(24,999,923.61)	0.00	(24,999,923.61)			
04/03/13	04/04/13	NORDEA NORTH AMERICA INC COMM PAPER -- 0.000% 07/01/2013	6555POU15	25,000,000.00	(24,988,388.89)	0.00	(24,988,388.89)			
04/03/13	04/04/13	TOYOTA MOTOR CREDIT CORP COMM PAPER -- 0.000% 07/01/2013	89233GU12	50,000,000.00	(49,979,222.22)	0.00	(49,979,222.22)			



**Managed Account Security Transactions & Interest**

For the Month Ending **April 30, 2013**

**SAN BERNARDINO COUNTY - 76990800**

Transaction Type		Security Description	CUSIP	Par	Principal Proceeds	Accrued Interest	Total	Realized G/L Cost	Realized G/L Amort Cost	Sale Method
Trade	Settle									
<b>BUY</b>										
04/04/13	04/04/13	GOLDMAN SACHS & CO REPO AGRMT DTD 04/04/2013 0.110% 04/05/2013	RE1000109	50,000,000.00	(50,000,000.00)	0.00	(50,000,000.00)			
04/04/13	04/04/13	RABOBANK USA FIN CORP COMM PAPER -- 0.000% 04/05/2013	74977KR50	50,000,000.00	(49,999,833.33)	0.00	(49,999,833.33)			
04/04/13	04/04/13	RABOBANK USA FIN CORP COMM PAPER -- 0.000% 04/05/2013	74977KR50	50,000,000.00	(49,999,833.33)	0.00	(49,999,833.33)			
04/04/13	04/04/13	RABOBANK USA FIN CORP COMM PAPER -- 0.000% 04/05/2013	74977KR50	13,000,000.00	(12,999,956.67)	0.00	(12,999,956.67)			
04/04/13	04/04/13	BNP PARIBAS FINANCE INC COMM PAPER -- 0.000% 04/05/2013	0556N0R56	50,000,000.00	(49,999,847.22)	0.00	(49,999,847.22)			
04/04/13	04/04/13	RABOBANK USA FIN CORP COMM PAPER -- 0.000% 04/05/2013	74977KR50	50,000,000.00	(49,999,833.33)	0.00	(49,999,833.33)			
04/04/13	04/04/13	BNP PARIBAS FINANCE INC COMM PAPER -- 0.000% 04/05/2013	0556N0R56	50,000,000.00	(49,999,847.22)	0.00	(49,999,847.22)			
04/04/13	04/04/13	BNP PARIBAS FINANCE INC COMM PAPER -- 0.000% 04/05/2013	0556N0R56	25,000,000.00	(24,999,923.61)	0.00	(24,999,923.61)			
04/05/13	04/05/13	RABOBANK USA FIN CORP COMM PAPER -- 0.000% 04/08/2013	74977KR84	50,000,000.00	(49,999,458.33)	0.00	(49,999,458.33)			
04/05/13	04/05/13	RABOBANK USA FIN CORP COMM PAPER -- 0.000% 04/08/2013	74977KR84	50,000,000.00	(49,999,458.33)	0.00	(49,999,458.33)			
04/05/13	04/05/13	RABOBANK USA FIN CORP COMM PAPER -- 0.000% 04/08/2013	74977KR84	50,000,000.00	(49,999,458.33)	0.00	(49,999,458.33)			





**Managed Account Security Transactions & Interest**

For the Month Ending **April 30, 2013**

**SAN BERNARDINO COUNTY - 76990800**

Transaction Type		Security Description	CUSIP	Par	Principal Proceeds	Accrued Interest	Total	Realized G/L Cost	Realized G/L Amort Cost	Sale Method
Trade	Settle									
<b>BUY</b>										
04/05/13	04/05/13	RABOBANK USA FIN CORP COMM PAPER -- 0.000% 04/08/2013	74977KR84	30,000,000.00	(29,999,675.00)	0.00	(29,999,675.00)			
04/05/13	04/05/13	BNP PARIBAS FINANCE INC COMM PAPER -- 0.000% 04/08/2013	0556N0R80	30,000,000.00	(29,999,725.00)	0.00	(29,999,725.00)			
04/05/13	04/05/13	BNP PARIBAS FINANCE INC COMM PAPER -- 0.000% 04/08/2013	0556N0R80	50,000,000.00	(49,999,541.67)	0.00	(49,999,541.67)			
04/05/13	04/05/13	BNP PARIBAS FINANCE INC COMM PAPER -- 0.000% 04/08/2013	0556N0R80	50,000,000.00	(49,999,541.67)	0.00	(49,999,541.67)			
04/05/13	04/05/13	BNP PARIBAS FINANCE INC COMM PAPER -- 0.000% 04/08/2013	0556N0R80	50,000,000.00	(49,999,541.67)	0.00	(49,999,541.67)			
04/05/13	04/05/13	TOYOTA MOTOR CREDIT CORP COMM PAPER -- 0.000% 06/04/2013	89233GT48	50,000,000.00	(49,986,666.67)	0.00	(49,986,666.67)			
04/05/13	04/05/13	TOYOTA MOTOR CREDIT CORP COMM PAPER -- 0.000% 06/04/2013	89233GT48	25,000,000.00	(24,993,333.33)	0.00	(24,993,333.33)			
04/05/13	04/05/13	US BANK NA COMM PAPER -- 0.000% 04/29/2013	9033E0RV0	50,000,000.00	(49,996,666.67)	0.00	(49,996,666.67)			
04/05/13	04/05/13	US BANK NA COMM PAPER -- 0.000% 04/29/2013	9033E0RV0	25,000,000.00	(24,998,333.33)	0.00	(24,998,333.33)			
04/05/13	04/05/13	GOLDMAN SACHS & CO REPO AGRMT DTD 04/05/2013 0.120% 04/08/2013	RE1000125	50,000,000.00	(50,000,000.00)	0.00	(50,000,000.00)			
04/08/13	04/08/13	GOLDMAN SACHS & CO REPO AGRMT DTD 04/08/2013 0.120% 04/09/2013	RE1000141	50,000,000.00	(50,000,000.00)	0.00	(50,000,000.00)			
04/08/13	04/08/13	GENERAL ELEC CAP CORP COMM PAPER -- 0.000% 05/24/2013	36959HSO1	38,000,000.00	(37,994,658.89)	0.00	(37,994,658.89)			
04/08/13	04/08/13	RABOBANK USA FIN CORP COMM PAPER -- 0.000% 04/09/2013	74977KR92	50,000,000.00	(49,999,819.44)	0.00	(49,999,819.44)			



**Managed Account Security Transactions & Interest**

For the Month Ending **April 30, 2013**

**SAN BERNARDINO COUNTY - 76990800**

Transaction Type		Security Description	CUSIP	Par	Principal Proceeds	Accrued Interest	Total	Realized G/L Cost	Realized G/L Amort Cost	Sale Method
Trade	Settle									
<b>BUY</b>										
04/08/13	04/08/13	RABOBANK USA FIN CORP COMM PAPER -- 0.000% 04/09/2013	74977KR92	50,000,000.00	(49,999,819.44)	0.00	(49,999,819.44)			
04/08/13	04/08/13	RABOBANK USA FIN CORP COMM PAPER -- 0.000% 04/09/2013	74977KR92	50,000,000.00	(49,999,819.44)	0.00	(49,999,819.44)			
04/08/13	04/08/13	RABOBANK USA FIN CORP COMM PAPER -- 0.000% 04/09/2013	74977KR92	40,000,000.00	(39,999,855.56)	0.00	(39,999,855.56)			
04/08/13	04/08/13	BNP PARIBAS FINANCE INC COMM PAPER -- 0.000% 04/09/2013	0556N0R98	50,000,000.00	(49,999,847.22)	0.00	(49,999,847.22)			
04/08/13	04/08/13	BNP PARIBAS FINANCE INC COMM PAPER -- 0.000% 04/09/2013	0556N0R98	50,000,000.00	(49,999,847.22)	0.00	(49,999,847.22)			
04/08/13	04/08/13	BNP PARIBAS FINANCE INC COMM PAPER -- 0.000% 04/09/2013	0556N0R98	50,000,000.00	(49,999,847.22)	0.00	(49,999,847.22)			
04/08/13	04/08/13	BNP PARIBAS FINANCE INC COMM PAPER -- 0.000% 04/09/2013	0556N0R98	40,000,000.00	(39,999,877.78)	0.00	(39,999,877.78)			
04/08/13	04/09/13	BANK OF MONTREAL CHICAGO CERT DEPOS DTD 04/09/2013 0.230% 10/01/2013	06366X2H4	50,000,000.00	(50,000,000.00)	0.00	(50,000,000.00)			
04/09/13	04/09/13	GENERAL ELEC CAP CORP COMM PAPER -- 0.000% 09/09/2013	36959HW94	50,000,000.00	(49,957,500.00)	0.00	(49,957,500.00)			
04/09/13	04/09/13	FHLMC DISC NOTE -- 0.000% 08/02/2013	313397JX0	20,000,000.00	(19,994,888.89)	0.00	(19,994,888.89)			
04/09/13	04/09/13	BANK OF MONTREAL CHICAGO CERT DEPOS DTD 04/09/2013 0.150% 05/02/2013	06366X2R2	20,000,000.00	(20,000,000.00)	0.00	(20,000,000.00)			
04/09/13	04/09/13	GOLDMAN SACHS & CO REPO AGRMT DTD 04/09/2013 0.130% 04/10/2013	RE1000166	50,000,000.00	(50,000,000.00)	0.00	(50,000,000.00)			



**Managed Account Security Transactions & Interest**

For the Month Ending **April 30, 2013**

**SAN BERNARDINO COUNTY - 76990800**

Transaction Type		Security Description	CUSIP	Par	Principal Proceeds	Accrued Interest	Total	Realized G/L Cost	Realized G/L Amort Cost	Sale Method
Trade	Settle									
<b>BUY</b>										
04/09/13	04/09/13	RABOBANK USA FIN CORP COMM PAPER -- 0.000% 04/10/2013	74977KRA9	50,000,000.00	(49,999,819.44)	0.00	(49,999,819.44)			
04/09/13	04/09/13	RABOBANK USA FIN CORP COMM PAPER -- 0.000% 04/10/2013	74977KRA9	50,000,000.00	(49,999,819.44)	0.00	(49,999,819.44)			
04/09/13	04/09/13	RABOBANK USA FIN CORP COMM PAPER -- 0.000% 04/10/2013	74977KRA9	50,000,000.00	(49,999,819.44)	0.00	(49,999,819.44)			
04/09/13	04/09/13	RABOBANK USA FIN CORP COMM PAPER -- 0.000% 04/10/2013	74977KRA9	45,000,000.00	(44,999,837.50)	0.00	(44,999,837.50)			
04/09/13	04/09/13	BNP PARIBAS FINANCE INC COMM PAPER -- 0.000% 04/10/2013	0556N0RA5	50,000,000.00	(49,999,847.22)	0.00	(49,999,847.22)			
04/09/13	04/09/13	BNP PARIBAS FINANCE INC COMM PAPER -- 0.000% 04/10/2013	0556N0RA5	50,000,000.00	(49,999,847.22)	0.00	(49,999,847.22)			
04/09/13	04/09/13	BNP PARIBAS FINANCE INC COMM PAPER -- 0.000% 04/10/2013	0556N0RA5	50,000,000.00	(49,999,847.22)	0.00	(49,999,847.22)			
04/09/13	04/09/13	BNP PARIBAS FINANCE INC COMM PAPER -- 0.000% 04/10/2013	0556N0RA5	45,000,000.00	(44,999,862.50)	0.00	(44,999,862.50)			
04/09/13	04/09/13	NORDEA NORTH AMERICA INC COMM PAPER -- 0.000% 07/08/2013	6555P0U80	25,000,000.00	(24,989,062.50)	0.00	(24,989,062.50)			
04/10/13	04/10/13	GENERAL ELECTRIC CO COMM PAPER -- 0.000% 06/03/2013	36960LT39	50,000,000.00	(49,992,500.00)	0.00	(49,992,500.00)			
04/10/13	04/10/13	BNP PARIBAS FINANCE INC COMM PAPER -- 0.000% 04/11/2013	0556N0RB3	50,000,000.00	(49,999,847.22)	0.00	(49,999,847.22)			



**Managed Account Security Transactions & Interest**

For the Month Ending **April 30, 2013**

**SAN BERNARDINO COUNTY - 76990800**

Transaction Type		Security Description	CUSIP	Par	Principal Proceeds	Accrued Interest	Total	Realized G/L Cost	Realized G/L Amort Cost	Sale Method
Trade	Settle									
<b>BUY</b>										
04/10/13	04/10/13	BNP PARIBAS FINANCE INC COMM PAPER -- 0.000% 04/11/2013	0556N0RB3	50,000,000.00	(49,999,847.22)	0.00	(49,999,847.22)			
04/10/13	04/10/13	BNP PARIBAS FINANCE INC COMM PAPER -- 0.000% 04/11/2013	0556N0RB3	34,000,000.00	(33,999,896.11)	0.00	(33,999,896.11)			
04/10/13	04/10/13	BNP PARIBAS FINANCE INC COMM PAPER -- 0.000% 04/11/2013	0556N0RB3	50,000,000.00	(49,999,847.22)	0.00	(49,999,847.22)			
04/10/13	04/10/13	RABOBANK USA FIN CORP COMM PAPER -- 0.000% 04/11/2013	74977KRB7	50,000,000.00	(49,999,819.44)	0.00	(49,999,819.44)			
04/10/13	04/10/13	RABOBANK USA FIN CORP COMM PAPER -- 0.000% 04/11/2013	74977KRB7	50,000,000.00	(49,999,819.44)	0.00	(49,999,819.44)			
04/10/13	04/10/13	RABOBANK USA FIN CORP COMM PAPER -- 0.000% 04/11/2013	74977KRB7	50,000,000.00	(49,999,819.44)	0.00	(49,999,819.44)			
04/10/13	04/10/13	RABOBANK USA FIN CORP COMM PAPER -- 0.000% 04/11/2013	74977KRB7	35,000,000.00	(34,999,873.61)	0.00	(34,999,873.61)			
04/10/13	04/10/13	BANK OF NOVA SCOTIA NY COMM PAPER -- 0.000% 06/03/2013	06416JT37	25,000,000.00	(24,994,750.00)	0.00	(24,994,750.00)			
04/10/13	04/10/13	GOLDMAN SACHS & CO REPO AGRMT DTD 04/10/2013 0.130% 04/11/2013	RE1000182	50,000,000.00	(50,000,000.00)	0.00	(50,000,000.00)			
04/11/13	04/11/13	GOLDMAN SACHS & CO REPO AGRMT DTD 04/11/2013 0.170% 04/12/2013	RE1000190	50,000,000.00	(50,000,000.00)	0.00	(50,000,000.00)			
04/11/13	04/11/13	RABOBANK USA FIN CORP COMM PAPER -- 0.000% 04/12/2013	74977KRC5	50,000,000.00	(49,999,805.56)	0.00	(49,999,805.56)			
04/11/13	04/11/13	RABOBANK USA FIN CORP COMM PAPER -- 0.000% 04/12/2013	74977KRC5	50,000,000.00	(49,999,805.56)	0.00	(49,999,805.56)			



**Managed Account Security Transactions & Interest**

For the Month Ending **April 30, 2013**

**SAN BERNARDINO COUNTY - 76990800**

Transaction Type		Security Description	CUSIP	Par	Principal Proceeds	Accrued Interest	Total	Realized G/L Cost	Realized G/L Amort Cost	Sale Method
Trade	Settle									
<b>BUY</b>										
04/11/13	04/11/13	RABOBANK USA FIN CORP COMM PAPER -- 0.000% 04/12/2013	74977KRC5	50,000,000.00	(49,999,805.56)	0.00	(49,999,805.56)			
04/11/13	04/11/13	RABOBANK USA FIN CORP COMM PAPER -- 0.000% 04/12/2013	74977KRC5	45,000,000.00	(44,999,825.00)	0.00	(44,999,825.00)			
04/11/13	04/11/13	BNP PARIBAS FINANCE INC COMM PAPER -- 0.000% 04/12/2013	0556N0RC1	50,000,000.00	(49,999,847.22)	0.00	(49,999,847.22)			
04/11/13	04/11/13	BNP PARIBAS FINANCE INC COMM PAPER -- 0.000% 04/12/2013	0556N0RC1	50,000,000.00	(49,999,847.22)	0.00	(49,999,847.22)			
04/11/13	04/11/13	BNP PARIBAS FINANCE INC COMM PAPER -- 0.000% 04/12/2013	0556N0RC1	50,000,000.00	(49,999,847.22)	0.00	(49,999,847.22)			
04/11/13	04/11/13	BNP PARIBAS FINANCE INC COMM PAPER -- 0.000% 04/12/2013	0556N0RC1	41,000,000.00	(40,999,874.72)	0.00	(40,999,874.72)			
04/11/13	04/17/13	ROYAL BANK OF CANADA NY CD (FLOAT) DTD 04/17/2013 0.320% 04/17/2014	78009NML7	50,000,000.00	(50,000,000.00)	0.00	(50,000,000.00)			
04/12/13	04/12/13	TOYOTA MOTOR CREDIT CORP COMM PAPER -- 0.000% 04/15/2013	89233GRF5	25,000,000.00	(24,999,854.17)	0.00	(24,999,854.17)			
04/12/13	04/12/13	GOLDMAN SACHS & CO REPO AGRMT DTD 04/12/2013 0.150% 04/15/2013	RE1005991	50,000,000.00	(50,000,000.00)	0.00	(50,000,000.00)			
04/12/13	04/12/13	RABOBANK USA FIN CORP COMM PAPER -- 0.000% 04/15/2013	74977KRF8	50,000,000.00	(49,999,416.67)	0.00	(49,999,416.67)			
04/12/13	04/12/13	RABOBANK USA FIN CORP COMM PAPER -- 0.000% 04/15/2013	74977KRF8	50,000,000.00	(49,999,416.67)	0.00	(49,999,416.67)			



**Managed Account Security Transactions & Interest**

For the Month Ending **April 30, 2013**

**SAN BERNARDINO COUNTY - 76990800**

Transaction Type		Security Description	CUSIP	Par	Principal Proceeds	Accrued Interest	Total	Realized G/L Cost	Realized G/L Amort Cost	Sale Method
Trade	Settle									
<b>BUY</b>										
04/12/13	04/12/13	RABOBANK USA FIN CORP COMM PAPER -- 0.000% 04/15/2013	74977KRF8	50,000,000.00	(49,999,416.67)	0.00	(49,999,416.67)			
04/12/13	04/12/13	RABOBANK USA FIN CORP COMM PAPER -- 0.000% 04/15/2013	74977KRF8	50,000,000.00	(49,999,416.67)	0.00	(49,999,416.67)			
04/12/13	04/12/13	BNP PARIBAS FINANCE INC COMM PAPER -- 0.000% 04/15/2013	0556N0RF4	50,000,000.00	(49,999,541.67)	0.00	(49,999,541.67)			
04/12/13	04/12/13	BNP PARIBAS FINANCE INC COMM PAPER -- 0.000% 04/15/2013	0556N0RF4	50,000,000.00	(49,999,541.67)	0.00	(49,999,541.67)			
04/12/13	04/12/13	BNP PARIBAS FINANCE INC COMM PAPER -- 0.000% 04/15/2013	0556N0RF4	50,000,000.00	(49,999,541.67)	0.00	(49,999,541.67)			
04/12/13	04/12/13	BNP PARIBAS FINANCE INC COMM PAPER -- 0.000% 04/15/2013	0556N0RF4	50,000,000.00	(49,999,541.67)	0.00	(49,999,541.67)			
04/12/13	04/12/13	US BANK NA COMM PAPER -- 0.000% 04/15/2013	9033E0RF5	9,000,000.00	(8,999,992.50)	0.00	(8,999,992.50)			
04/15/13	04/15/13	RABOBANK USA FIN CORP COMM PAPER -- 0.000% 04/16/2013	74977KRG6	50,000,000.00	(49,999,805.56)	0.00	(49,999,805.56)			
04/15/13	04/15/13	RABOBANK USA FIN CORP COMM PAPER -- 0.000% 04/16/2013	74977KRG6	50,000,000.00	(49,999,805.56)	0.00	(49,999,805.56)			
04/15/13	04/15/13	RABOBANK USA FIN CORP COMM PAPER -- 0.000% 04/16/2013	74977KRG6	50,000,000.00	(49,999,805.56)	0.00	(49,999,805.56)			
04/15/13	04/15/13	RABOBANK USA FIN CORP COMM PAPER -- 0.000% 04/16/2013	74977KRG6	45,000,000.00	(44,999,825.00)	0.00	(44,999,825.00)			



**Managed Account Security Transactions & Interest**

For the Month Ending **April 30, 2013**

**SAN BERNARDINO COUNTY - 76990800**

Transaction Type		Security Description	CUSIP	Par	Principal Proceeds	Accrued Interest	Total	Realized G/L Cost	Realized G/L Amort Cost	Sale Method
Trade	Settle									
<b>BUY</b>										
04/15/13	04/15/13	BNP PARIBAS FINANCE INC COMM PAPER -- 0.000% 04/16/2013	0556N0RG2	50,000,000.00	(49,999,847.22)	0.00	(49,999,847.22)			
04/15/13	04/15/13	BNP PARIBAS FINANCE INC COMM PAPER -- 0.000% 04/16/2013	0556N0RG2	50,000,000.00	(49,999,847.22)	0.00	(49,999,847.22)			
04/15/13	04/15/13	BNP PARIBAS FINANCE INC COMM PAPER -- 0.000% 04/16/2013	0556N0RG2	50,000,000.00	(49,999,847.22)	0.00	(49,999,847.22)			
04/15/13	04/15/13	BNP PARIBAS FINANCE INC COMM PAPER -- 0.000% 04/16/2013	0556N0RG2	45,000,000.00	(44,999,862.50)	0.00	(44,999,862.50)			
04/15/13	04/15/13	GOLDMAN SACHS & CO REPO AGRMT DTD 04/15/2013 0.140% 04/16/2013	RE1000232	50,000,000.00	(50,000,000.00)	0.00	(50,000,000.00)			
04/15/13	04/16/13	TOYOTA MOTOR CREDIT CORP COMM PAPER -- 0.000% 06/07/2013	89233GT71	25,000,000.00	(24,995,305.56)	0.00	(24,995,305.56)			
04/15/13	04/16/13	AMERICAN HONDA FINANCE COMM PAPER -- 0.000% 06/07/2013	02665JT75	8,400,000.00	(8,398,301.33)	0.00	(8,398,301.33)			
04/15/13	04/16/13	SVENSKA HANDELSBANKEN NY CERT DEPOS DTD 04/16/2013 0.200% 07/16/2013	86958CWA8	25,000,000.00	(25,000,000.00)	0.00	(25,000,000.00)			
04/16/13	04/16/13	GOLDMAN SACHS & CO REPO AGRMT DTD 04/16/2013 0.140% 04/17/2013	RE1000240	50,000,000.00	(50,000,000.00)	0.00	(50,000,000.00)			
04/16/13	04/16/13	RABOBANK USA FIN CORP COMM PAPER -- 0.000% 04/17/2013	74977KRH4	50,000,000.00	(49,999,805.56)	0.00	(49,999,805.56)			
04/16/13	04/16/13	RABOBANK USA FIN CORP COMM PAPER -- 0.000% 04/17/2013	74977KRH4	50,000,000.00	(49,999,805.56)	0.00	(49,999,805.56)			
04/16/13	04/16/13	RABOBANK USA FIN CORP COMM PAPER -- 0.000% 04/17/2013	74977KRH4	50,000,000.00	(49,999,805.56)	0.00	(49,999,805.56)			



**Managed Account Security Transactions & Interest**

For the Month Ending **April 30, 2013**

**SAN BERNARDINO COUNTY - 76990800**

Transaction Type		Security Description	CUSIP	Par	Principal Proceeds	Accrued Interest	Total	Realized G/L Cost	Realized G/L Amort Cost	Sale Method
Trade	Settle									
<b>BUY</b>										
04/16/13	04/16/13	RABOBANK USA FIN CORP COMM PAPER -- 0.000% 04/17/2013	74977KRH4	44,000,000.00	(43,999,828.89)	0.00	(43,999,828.89)			
04/16/13	04/16/13	BNP PARIBAS FINANCE INC COMM PAPER -- 0.000% 04/17/2013	0556N0RH0	50,000,000.00	(49,999,847.22)	0.00	(49,999,847.22)			
04/16/13	04/16/13	BNP PARIBAS FINANCE INC COMM PAPER -- 0.000% 04/17/2013	0556N0RH0	50,000,000.00	(49,999,847.22)	0.00	(49,999,847.22)			
04/16/13	04/16/13	BNP PARIBAS FINANCE INC COMM PAPER -- 0.000% 04/17/2013	0556N0RH0	50,000,000.00	(49,999,847.23)	0.00	(49,999,847.23)			
04/17/13	04/17/13	RABOBANK USA FIN CORP COMM PAPER -- 0.000% 04/18/2013	74977KRJ0	50,000,000.00	(49,999,805.56)	0.00	(49,999,805.56)			
04/17/13	04/17/13	RABOBANK USA FIN CORP COMM PAPER -- 0.000% 04/18/2013	74977KRJ0	50,000,000.00	(49,999,805.56)	0.00	(49,999,805.56)			
04/17/13	04/17/13	RABOBANK USA FIN CORP COMM PAPER -- 0.000% 04/18/2013	74977KRJ0	50,000,000.00	(49,999,805.56)	0.00	(49,999,805.56)			
04/17/13	04/17/13	RABOBANK USA FIN CORP COMM PAPER -- 0.000% 04/18/2013	74977KRJ0	17,000,000.00	(16,999,933.89)	0.00	(16,999,933.89)			
04/17/13	04/17/13	BNP PARIBAS FINANCE INC OMM PAPER -- 0.000% 04/18/2013	0556N0RJ6	50,000,000.00	(49,999,847.22)	0.00	(49,999,847.22)			
04/17/13	04/17/13	BNP PARIBAS FINANCE INC OMM PAPER -- 0.000% 04/18/2013	0556N0RJ6	50,000,000.00	(49,999,847.22)	0.00	(49,999,847.22)			
04/17/13	04/17/13	BNP PARIBAS FINANCE INC OMM PAPER -- 0.000% 04/18/2013	0556N0RJ6	50,000,000.00	(49,999,847.22)	0.00	(49,999,847.22)			
04/17/13	04/17/13	GOLDMAN SACHS & CO REPO AGRMT DTD 04/17/2013 0.130% 04/18/2013	RE1000273	50,000,000.00	(50,000,000.00)	0.00	(50,000,000.00)			
04/18/13	04/18/13	GOLDMAN SACHS & CO REPO AGRMT DTD 04/18/2013 0.130% 04/19/2013	RE1000281	50,000,000.00	(50,000,000.00)	0.00	(50,000,000.00)			





**Managed Account Security Transactions & Interest**

For the Month Ending **April 30, 2013**

**SAN BERNARDINO COUNTY - 76990800**

Transaction Type		Security Description	CUSIP	Par	Principal Proceeds	Accrued Interest	Total	Realized G/L Cost	Realized G/L Amort Cost	Sale Method
Trade	Settle									
<b>BUY</b>										
04/18/13	04/18/13	BNP PARIBAS FINANCE INC COMM PAPER -- 0.000% 04/19/2013	0556N0RK3	50,000,000.00	(49,999,847.22)	0.00	(49,999,847.22)			
04/18/13	04/18/13	BNP PARIBAS FINANCE INC COMM PAPER -- 0.000% 04/19/2013	0556N0RK3	50,000,000.00	(49,999,847.22)	0.00	(49,999,847.22)			
04/18/13	04/18/13	BNP PARIBAS FINANCE INC COMM PAPER -- 0.000% 04/19/2013	0556N0RK3	40,000,000.00	(39,999,877.78)	0.00	(39,999,877.78)			
04/18/13	04/18/13	RABOBANK USA FIN CORP COMM PAPER -- 0.000% 04/19/2013	74977KRK7	50,000,000.00	(49,999,833.33)	0.00	(49,999,833.33)			
04/18/13	04/18/13	BNP PARIBAS FINANCE INC COMM PAPER -- 0.000% 04/19/2013	0556N0RK3	50,000,000.00	(49,999,847.22)	0.00	(49,999,847.22)			
04/18/13	04/18/13	RABOBANK USA FIN CORP COMM PAPER -- 0.000% 04/19/2013	74977KRK7	50,000,000.00	(49,999,833.33)	0.00	(49,999,833.33)			
04/18/13	04/18/13	RABOBANK USA FIN CORP COMM PAPER -- 0.000% 04/19/2013	74977KRK7	50,000,000.00	(49,999,833.33)	0.00	(49,999,833.33)			
04/18/13	04/18/13	RABOBANK USA FIN CORP COMM PAPER -- 0.000% 04/19/2013	74977KRK7	40,000,000.00	(39,999,866.67)	0.00	(39,999,866.67)			
04/18/13	04/19/13	BANK OF NOVA SCOTIA NY COMM PAPER -- 0.000% 06/07/2013	06416JT78	25,000,000.00	(24,995,236.11)	0.00	(24,995,236.11)			
04/18/13	04/19/13	GENERAL ELEC CAP CORP COMM PAPER -- 0.000% 09/03/2013	36959HW37	25,000,000.00	(24,982,875.00)	0.00	(24,982,875.00)			
04/19/13	04/19/13	GOLDMAN SACHS & CO REPO AGRMT DTD 04/19/2013 0.120% 04/22/2013	RE1000364	50,000,000.00	(50,000,000.00)	0.00	(50,000,000.00)			
04/19/13	04/19/13	BNP PARIBAS FINANCE INC COMM PAPER -- 0.000% 04/22/2013	0556N0RN7	50,000,000.00	(49,999,541.67)	0.00	(49,999,541.67)			



**Managed Account Security Transactions & Interest**

For the Month Ending **April 30, 2013**

**SAN BERNARDINO COUNTY - 76990800**

Transaction Type		Security Description	CUSIP	Par	Principal Proceeds	Accrued Interest	Total	Realized G/L Cost	Realized G/L Amort Cost	Sale Method
Trade	Settle									
<b>BUY</b>										
04/19/13	04/19/13	BNP PARIBAS FINANCE INC COMM PAPER -- 0.000% 04/22/2013	0556N0RN7	50,000,000.00	(49,999,541.67)	0.00	(49,999,541.67)			
04/19/13	04/19/13	BNP PARIBAS FINANCE INC COMM PAPER -- 0.000% 04/22/2013	0556N0RN7	50,000,000.00	(49,999,541.67)	0.00	(49,999,541.67)			
04/19/13	04/19/13	BNP PARIBAS FINANCE INC COMM PAPER -- 0.000% 04/22/2013	0556N0RN7	22,000,000.00	(21,999,798.33)	0.00	(21,999,798.33)			
04/19/13	04/19/13	RABOBANK USA FIN CORP COMM PAPER -- 0.000% 04/22/2013	74977KRN1	50,000,000.00	(49,999,541.67)	0.00	(49,999,541.67)			
04/19/13	04/19/13	RABOBANK USA FIN CORP COMM PAPER -- 0.000% 04/22/2013	74977KRN1	50,000,000.00	(49,999,541.67)	0.00	(49,999,541.67)			
04/19/13	04/19/13	RABOBANK USA FIN CORP COMM PAPER -- 0.000% 04/22/2013	74977KRN1	50,000,000.00	(49,999,541.67)	0.00	(49,999,541.67)			
04/19/13	04/19/13	RABOBANK USA FIN CORP COMM PAPER -- 0.000% 04/22/2013	74977KRN1	10,000,000.00	(9,999,908.33)	0.00	(9,999,908.33)			
04/19/13	04/22/13	US BANK NA COMM PAPER -- 0.000% 07/01/2013	9033E0U12	50,000,000.00	(49,990,277.78)	0.00	(49,990,277.78)			
04/19/13	04/22/13	GENERAL ELEC CAP CORP COMM PAPER -- 0.000% 10/01/2013	36959HX10	12,000,000.00	(11,989,200.00)	0.00	(11,989,200.00)			
04/19/13	04/22/13	TORONTO DOMINION BANK NY CERT DEPOS DTD 04/22/2013 0.135% 06/07/2013	89112WQ42	25,000,000.00	(25,000,000.00)	0.00	(25,000,000.00)			
04/22/13	04/22/13	GOLDMAN SACHS & CO REPO AGRMT DTD 04/22/2013 0.110% 04/23/2013	RE1000398	50,000,000.00	(50,000,000.00)	0.00	(50,000,000.00)			
04/22/13	04/22/13	BNP PARIBAS FINANCE INC COMM PAPER -- 0.000% 04/23/2013	0556N0RP2	50,000,000.00	(49,999,847.22)	0.00	(49,999,847.22)			



**Managed Account Security Transactions & Interest**

For the Month Ending **April 30, 2013**

**SAN BERNARDINO COUNTY - 76990800**

Transaction Type		Security Description	CUSIP	Par	Principal Proceeds	Accrued Interest	Total	Realized G/L Cost	Realized G/L Amort Cost	Sale Method
Trade	Settle									
<b>BUY</b>										
04/22/13	04/22/13	BNP PARIBAS FINANCE INC COMM PAPER -- 0.000% 04/23/2013	0556N0RP2	50,000,000.00	(49,999,847.22)	0.00	(49,999,847.22)			
04/22/13	04/22/13	BNP PARIBAS FINANCE INC COMM PAPER -- 0.000% 04/23/2013	0556N0RP2	25,000,000.00	(24,999,923.61)	0.00	(24,999,923.61)			
04/22/13	04/22/13	RABOBANK USA FIN CORP COMM PAPER -- 0.000% 04/23/2013	74977KRP6	50,000,000.00	(49,999,847.22)	0.00	(49,999,847.22)			
04/22/13	04/22/13	RABOBANK USA FIN CORP COMM PAPER -- 0.000% 04/23/2013	74977KRP6	50,000,000.00	(49,999,847.22)	0.00	(49,999,847.22)			
04/22/13	04/22/13	RABOBANK USA FIN CORP COMM PAPER -- 0.000% 04/23/2013	74977KRP6	12,000,000.00	(11,999,963.33)	0.00	(11,999,963.33)			
04/23/13	04/23/13	RABOBANK USA FIN CORP COMM PAPER -- 0.000% 04/24/2013	74977KRQ4	12,000,000.00	(11,999,966.67)	0.00	(11,999,966.67)			
04/23/13	04/23/13	RABOBANK USA FIN CORP COMM PAPER -- 0.000% 04/24/2013	74977KRQ4	50,000,000.00	(49,999,861.11)	0.00	(49,999,861.11)			
04/23/13	04/23/13	BNP PARIBAS FINANCE INC COMM PAPER -- 0.000% 04/24/2013	0556N0RQ0	50,000,000.00	(49,999,847.22)	0.00	(49,999,847.22)			
04/23/13	04/23/13	BNP PARIBAS FINANCE INC COMM PAPER -- 0.000% 04/24/2013	0556N0R00	50,000,000.00	(49,999,847.22)	0.00	(49,999,847.22)			
04/23/13	04/23/13	BNP PARIBAS FINANCE INC COMM PAPER -- 0.000% 04/24/2013	0556N0R00	50,000,000.00	(49,999,847.22)	0.00	(49,999,847.22)			
04/23/13	04/23/13	BNP PARIBAS FINANCE INC COMM PAPER -- 0.000% 04/24/2013	0556N0RQ0	25,000,000.00	(24,999,923.61)	0.00	(24,999,923.61)			



**Managed Account Security Transactions & Interest**

For the Month Ending **April 30, 2013**

**SAN BERNARDINO COUNTY - 76990800**

Transaction Type		Security Description	CUSIP	Par	Principal Proceeds	Accrued Interest	Total	Realized G/L Cost	Realized G/L Amort Cost	Sale Method
Trade	Settle									
<b>BUY</b>										
04/23/13	04/23/13	GOLDMAN SACHS & CO REPO AGRMT DTD 04/23/2013 0.060% 04/24/2013	RE1000406	50,000,000.00	(50,000,000.00)	0.00	(50,000,000.00)			
04/23/13	04/24/13	BANK OF NOVA SCOTIA NY COMM PAPER -- 0.000% 06/12/2013	06416JTC7	25,000,000.00	(24,995,576.39)	0.00	(24,995,576.39)			
04/23/13	04/24/13	WELLS FARGO BANK NA CERT DEPOS DTD 04/24/2013 0.200% 11/01/2013	9497P6D47	25,000,000.00	(25,000,000.00)	0.00	(25,000,000.00)			
04/24/13	04/24/13	GOLDMAN SACHS & CO REPO AGRMT DTD 04/24/2013 0.050% 04/25/2013	RE1000422	50,000,000.00	(50,000,000.00)	0.00	(50,000,000.00)			
04/24/13	04/24/13	BNP PARIBAS FINANCE INC COMM PAPER -- 0.000% 04/25/2013	0556NORR8	50,000,000.00	(49,999,847.22)	0.00	(49,999,847.22)			
04/24/13	04/24/13	BNP PARIBAS FINANCE INC COMM PAPER -- 0.000% 04/25/2013	0556NORR8	50,000,000.00	(49,999,847.22)	0.00	(49,999,847.22)			
04/24/13	04/24/13	BNP PARIBAS FINANCE INC COMM PAPER -- 0.000% 04/25/2013	0556NORR8	50,000,000.00	(49,999,847.22)	0.00	(49,999,847.22)			
04/24/13	04/24/13	BNP PARIBAS FINANCE INC COMM PAPER -- 0.000% 04/25/2013	0556NORR8	34,000,000.00	(33,999,896.11)	0.00	(33,999,896.11)			
04/25/13	04/25/13	GOLDMAN SACHS & CO REPO AGRMT DTD 04/25/2013 0.070% 04/26/2013	RE1006114	50,000,000.00	(50,000,000.00)	0.00	(50,000,000.00)			
04/25/13	04/25/13	BNP PARIBAS FINANCE INC COMM PAPER -- 0.000% 04/26/2013	0556NORS6	50,000,000.00	(49,999,847.22)	0.00	(49,999,847.22)			
04/25/13	04/25/13	BNP PARIBAS FINANCE INC COMM PAPER -- 0.000% 04/26/2013	0556NORS6	50,000,000.00	(49,999,847.22)	0.00	(49,999,847.22)			
04/25/13	04/25/13	BNP PARIBAS FINANCE INC COMM PAPER -- 0.000% 04/26/2013	0556NORS6	50,000,000.00	(49,999,847.22)	0.00	(49,999,847.22)			



**Managed Account Security Transactions & Interest**

For the Month Ending **April 30, 2013**

**SAN BERNARDINO COUNTY - 76990800**

Transaction Type		Security Description	CUSIP	Par	Principal Proceeds	Accrued Interest	Total	Realized G/L Cost	Realized G/L Amort Cost	Sale Method
Trade	Settle									
<b>BUY</b>										
04/25/13	04/25/13	BNP PARIBAS FINANCE INC COMM PAPER -- 0.000% 04/26/2013	0556N0RS6	28,000,000.00	(27,999,914.44)	0.00	(27,999,914.44)			
04/26/13	04/26/13	RABOBANK USA FIN CORP COMM PAPER -- 0.000% 04/29/2013	74977KRV3	50,000,000.00	(49,999,583.33)	0.00	(49,999,583.33)			
04/26/13	04/26/13	RABOBANK USA FIN CORP COMM PAPER -- 0.000% 04/29/2013	74977KRV3	50,000,000.00	(49,999,583.33)	0.00	(49,999,583.33)			
04/26/13	04/26/13	RABOBANK USA FIN CORP COMM PAPER -- 0.000% 04/29/2013	74977KRV3	27,000,000.00	(26,999,775.00)	0.00	(26,999,775.00)			
04/26/13	04/26/13	GOLDMAN SACHS & CO REPO AGRMT DTD 04/26/2013 0.070% 04/29/2013	RE1006148	50,000,000.00	(50,000,000.00)	0.00	(50,000,000.00)			
04/26/13	04/26/13	BNP PARIBAS FINANCE INC COMM PAPER -- 0.000% 04/29/2013	0556N0RV9	50,000,000.00	(49,999,541.67)	0.00	(49,999,541.67)			
04/26/13	04/26/13	BNP PARIBAS FINANCE INC COMM PAPER -- 0.000% 04/29/2013	0556N0RV9	50,000,000.00	(49,999,541.67)	0.00	(49,999,541.67)			
04/26/13	04/26/13	BNP PARIBAS FINANCE INC COMM PAPER -- 0.000% 04/29/2013	0556N0RV9	50,000,000.00	(49,999,541.67)	0.00	(49,999,541.67)			
04/26/13	04/26/13	RABOBANK USA FIN CORP COMM PAPER -- 0.000% 04/29/2013	74977KRV3	50,000,000.00	(49,999,583.33)	0.00	(49,999,583.33)			
04/29/13	04/29/13	BNP PARIBAS FINANCE INC COMM PAPER -- 0.000% 04/30/2013	0556N0RW7	50,000,000.00	(49,999,847.22)	0.00	(49,999,847.22)			



**Managed Account Security Transactions & Interest**

For the Month Ending **April 30, 2013**

**SAN BERNARDINO COUNTY - 76990800**

Transaction Type		Security Description	CUSIP	Par	Principal Proceeds	Accrued Interest	Total	Realized G/L Cost	Realized G/L Amort Cost	Sale Method
Trade	Settle									
<b>BUY</b>										
04/29/13	04/29/13	BNP PARIBAS FINANCE INC COMM PAPER -- 0.000% 04/30/2013	0556N0RW7	50,000,000.00	(49,999,847.22)	0.00	(49,999,847.22)			
04/29/13	04/29/13	BNP PARIBAS FINANCE INC COMM PAPER -- 0.000% 04/30/2013	0556N0RW7	50,000,000.00	(49,999,847.22)	0.00	(49,999,847.22)			
04/29/13	04/29/13	BNP PARIBAS FINANCE INC COMM PAPER -- 0.000% 04/30/2013	0556N0RW7	50,000,000.00	(49,999,847.22)	0.00	(49,999,847.22)			
04/29/13	04/29/13	GOLDMAN SACHS & CO REPO AGRMT DTD 04/29/2013 0.060% 04/30/2013	RE1000463	50,000,000.00	(50,000,000.00)	0.00	(50,000,000.00)			
04/29/13	04/29/13	BANK OF NOVA SCOTIA NY COMM PAPER -- 0.000% 05/06/2013	06416JS61	50,000,000.00	(49,999,027.78)	0.00	(49,999,027.78)			
04/29/13	04/29/13	US BANK NA COMM PAPER -- 0.000% 05/09/2013	9033E0S98	12,000,000.00	(11,999,733.33)	0.00	(11,999,733.33)			
04/29/13	04/29/13	RABOBANK USA FIN CORP COMM PAPER -- 0.000% 04/30/2013	74977KRW1	50,000,000.00	(49,999,875.00)	0.00	(49,999,875.00)			
04/29/13	04/29/13	RABOBANK USA FIN CORP COMM PAPER -- 0.000% 04/30/2013	74977KRW1	50,000,000.00	(49,999,875.00)	0.00	(49,999,875.00)			
04/29/13	04/29/13	RABOBANK USA FIN CORP COMM PAPER -- 0.000% 04/30/2013	74977KRW1	50,000,000.00	(49,999,875.00)	0.00	(49,999,875.00)			
04/29/13	04/29/13	RABOBANK USA FIN CORP COMM PAPER -- 0.000% 04/30/2013	74977KRW1	50,000,000.00	(49,999,875.00)	0.00	(49,999,875.00)			
04/29/13	04/30/13	US BANK COMM PAPER -- 0.000% 06/03/2013	9033E0T30	50,000,000.00	(49,994,805.56)	0.00	(49,994,805.56)			
04/29/13	04/30/13	US BANK COMM PAPER -- 0.000% 06/03/2013	9033E0T30	25,000,000.00	(24,997,402.78)	0.00	(24,997,402.78)			



**Managed Account Security Transactions & Interest**

For the Month Ending **April 30, 2013**

**SAN BERNARDINO COUNTY - 76990800**

Transaction Type		Security Description	CUSIP	Par	Principal Proceeds	Accrued Interest	Total	Realized G/L Cost	Realized G/L Amort Cost	Sale Method
Trade	Settle									
<b>BUY</b>										
04/29/13	04/30/13	FREDDIE MAC (CALLABLE) GLOBAL NOTES DTD 04/29/2013 0.320% 04/29/2015	3134G42V9	50,000,000.00	(49,999,000.00)	(444.44)	(49,999,444.44)			
04/30/13	04/30/13	GOLDMAN SACHS & CO REPO AGRMT DTD 04/30/2013 0.130% 05/01/2013	RE1000497	50,000,000.00	(50,000,000.00)	0.00	(50,000,000.00)			
04/30/13	04/30/13	US BANK NA COMM PAPER -- 0.000% 05/01/2013	9033E0S15	50,000,000.00	(49,999,888.89)	0.00	(49,999,888.89)			
04/30/13	04/30/13	GENERAL ELECTRIC CO COMM PAPER -- 0.000% 05/16/2013	36960LSG1	25,000,000.00	(24,999,222.22)	0.00	(24,999,222.22)			
04/30/13	04/30/13	BNP PARIBAS FINANCE INC COMM PAPER -- 0.000% 05/01/2013	0556N0S14	50,000,000.00	(49,999,833.33)	0.00	(49,999,833.33)			
04/30/13	04/30/13	BNP PARIBAS FINANCE INC COMM PAPER -- 0.000% 05/01/2013	0556N0S14	50,000,000.00	(49,999,833.33)	0.00	(49,999,833.33)			
04/30/13	04/30/13	BNP PARIBAS FINANCE INC COMM PAPER -- 0.000% 05/01/2013	0556N0S14	50,000,000.00	(49,999,833.33)	0.00	(49,999,833.33)			
04/30/13	04/30/13	BNP PARIBAS FINANCE INC COMM PAPER -- 0.000% 05/01/2013	0556N0S14	50,000,000.00	(49,999,833.33)	0.00	(49,999,833.33)			
04/30/13	04/30/13	FEDERATED GOVT OBLIGATIONS FUND	60934N104	24,000,000.00	(24,000,000.00)	0.00	(24,000,000.00)			

**Transaction Type Sub-Total** **9,188,400,000.00 (9,188,169,762.63) (444.44) (9,188,170,207.07)**

<b>INTEREST</b>										
04/08/13	04/08/13	FNMA NOTES (EX-CALLABLE) DTD 10/08/2010 1.125% 10/08/2013	31398A4H2	25,000,000.00	0.00	140,625.00	140,625.00			
04/12/13	04/12/13	FHLB BONDS (FLOATING) DTD 10/13/2011 0.340% 04/12/2013	313375ZY6	25,000,000.00	0.00	21,194.44	21,194.44			
04/15/13	04/15/13	FFCB BONDS DTD 04/15/2010 1.875% 04/15/2013	31331JKS1	25,000,000.00	0.00	234,375.00	234,375.00			
04/15/13	04/15/13	US TREASURY NOTES DTD 10/15/2012 0.250% 10/15/2015	912828TT7	25,000,000.00	0.00	31,250.00	31,250.00			



## Managed Account Security Transactions & Interest

For the Month Ending **April 30, 2013**

**SAN BERNARDINO COUNTY - 76990800**

Transaction Type	Trade	Settle	Security Description	CUSIP	Par	Principal Proceeds	Accrued Interest	Total	Realized G/L Cost	Realized G/L Amort Cost	Sale Method
<b>INTEREST</b>											
	04/17/13	04/17/13	FHLMC FLOATING NOTES DTD 06/17/2011 0.150% 06/17/2013	3134G2MJ8	50,000,000.00	0.00	6,596.11	6,596.11			
	04/28/13	04/28/13	FHLMC NOTES DTD 08/20/2010 0.875% 10/28/2013	3137EACL1	25,000,000.00	0.00	109,375.00	109,375.00			
	04/30/13	04/30/13	FIDELITY GOV'T MM FUND 57	316175108	0.00	0.00	24.66	24.66			
	04/30/13	04/30/13	FANNIE MAE GLOBAL NOTES DTD 09/27/2011 0.625% 10/30/2014	3135G0DW0	25,000,000.00	0.00	78,125.00	78,125.00			
	04/30/13	04/30/13	FEDERATED GOVT OBLIGATIONS FUND	60934N104	0.00	0.00	14.68	14.68			
	04/30/13	04/30/13	GOLDMAN FS GOVERNMENT MM FUND	38141W273	0.00	0.00	283.52	283.52			

<b>Transaction Type Sub-Total</b>					<b>200,000,000.00</b>	<b>0.00</b>	<b>621,863.41</b>	<b>621,863.41</b>			
-----------------------------------	--	--	--	--	-----------------------	-------------	-------------------	-------------------	--	--	--

<b>MATURITY</b>											
	04/01/13	04/01/13	NORDEA BANK FINLAND NY CERT DEPOS DTD 01/02/2013 0.210% 04/01/2013	65558EFZ6	25,000,000.00	25,000,000.00	12,979.17	25,012,979.17	0.00	0.00	
	04/01/13	04/01/13	GENERAL ELEC CAP CORP COMM PAPER -- 0.000% 04/01/2013	36959HR17	50,000,000.00	50,000,000.00	0.00	50,000,000.00	18,472.22	0.00	
	04/01/13	04/01/13	GOLDMAN SACHS & CO REPO AGRMT DTD 03/28/2013 0.170% 04/01/2013	RE0962697	50,000,000.00	50,000,000.00	944.44	50,000,944.44	0.00	0.00	
	04/01/13	04/01/13	BANK OF MONTREAL CHICAGO CERT DEPOS DTD 02/27/2013 0.180% 04/01/2013	06366XE73	50,000,000.00	50,000,000.00	8,250.00	50,008,250.00	0.00	0.00	
	04/01/13	04/01/13	BNP PARIBAS FINANCE INC COMM PAPER -- 0.000% 04/01/2013	0556N0R15	50,000,000.00	50,000,000.00	0.00	50,000,000.00	444.44	0.00	
	04/01/13	04/01/13	BNP PARIBAS FINANCE INC COMM PAPER -- 0.000% 04/01/2013	0556N0R15	50,000,000.00	50,000,000.00	0.00	50,000,000.00	444.44	0.00	
	04/01/13	04/01/13	BNP PARIBAS FINANCE INC COMM PAPER -- 0.000% 04/01/2013	0556N0R15	50,000,000.00	50,000,000.00	0.00	50,000,000.00	444.44	0.00	
	04/01/13	04/01/13	BNP PARIBAS FINANCE INC COMM PAPER -- 0.000% 04/01/2013	0556N0R15	40,000,000.00	40,000,000.00	0.00	40,000,000.00	355.56	0.00	





**Managed Account Security Transactions & Interest**

For the Month Ending **April 30, 2013**

**SAN BERNARDINO COUNTY - 76990800**

Transaction Type		Security Description	CUSIP	Par	Principal Proceeds	Accrued Interest	Total	Realized G/L Cost	Realized G/L Amort Cost	Sale Method
Trade	Settle									
<b>MATURITY</b>										
04/02/13	04/02/13	RABOBANK USA FIN CORP COMM PAPER -- 0.000% 04/02/2013	74977KR27	50,000,000.00	50,000,000.00	0.00	50,000,000.00	180.56	0.00	
04/02/13	04/02/13	RABOBANK USA FIN CORP COMM PAPER -- 0.000% 04/02/2013	74977KR27	50,000,000.00	50,000,000.00	0.00	50,000,000.00	180.56	0.00	
04/02/13	04/02/13	RABOBANK USA FIN CORP COMM PAPER -- 0.000% 04/02/2013	74977KR27	16,000,000.00	16,000,000.00	0.00	16,000,000.00	57.78	0.00	
04/02/13	04/02/13	BANK OF MONTREAL CHICAGO CERT DEPOS DTD 02/28/2013 0.180% 04/02/2013	06366XF72	25,000,000.00	25,000,000.00	4,125.00	25,004,125.00	0.00	0.00	
04/02/13	04/02/13	GOLDMAN SACHS & CO REPO AGRMT DTD 04/01/2013 0.180% 04/02/2013	RE1000059	50,000,000.00	50,000,000.00	250.00	50,000,250.00	0.00	0.00	
04/02/13	04/02/13	BNP PARIBAS FINANCE INC COMM PAPER -- 0.000% 04/02/2013	0556N0R23	50,000,000.00	50,000,000.00	0.00	50,000,000.00	166.67	0.00	
04/02/13	04/02/13	BNP PARIBAS FINANCE INC COMM PAPER -- 0.000% 04/02/2013	0556N0R23	50,000,000.00	50,000,000.00	0.00	50,000,000.00	166.67	0.00	
04/03/13	04/03/13	BNP PARIBAS FINANCE INC COMM PAPER -- 0.000% 04/03/2013	0556N0R31	50,000,000.00	50,000,000.00	0.00	50,000,000.00	152.78	0.00	
04/03/13	04/03/13	RABOBANK USA FIN CORP COMM PAPER -- 0.000% 04/03/2013	74977KR35	50,000,000.00	50,000,000.00	0.00	50,000,000.00	180.56	0.00	
04/03/13	04/03/13	RABOBANK USA FIN CORP COMM PAPER -- 0.000% 04/03/2013	74977KR35	50,000,000.00	50,000,000.00	0.00	50,000,000.00	180.56	0.00	
04/03/13	04/03/13	RABOBANK USA FIN CORP COMM PAPER -- 0.000% 04/03/2013	74977KR35	50,000,000.00	50,000,000.00	0.00	50,000,000.00	180.56	0.00	
04/03/13	04/03/13	GOLDMAN SACHS & CO REPO AGRMT DTD 04/02/2013 0.140% 04/03/2013	RE1000067	50,000,000.00	50,000,000.00	194.44	50,000,194.44	0.00	0.00	



**Managed Account Security Transactions & Interest**

For the Month Ending **April 30, 2013**

**SAN BERNARDINO COUNTY - 76990800**

Transaction Type		Security Description	CUSIP	Par	Principal Proceeds	Accrued Interest	Total	Realized G/L Cost	Realized G/L Amort Cost	Sale Method
Trade	Settle									
<b>MATURITY</b>										
04/03/13	04/03/13	US BANK NA COMM PAPER -- 0.000% 04/03/2013	9033E0R32	50,000,000.00	50,000,000.00	0.00	50,000,000.00	777.78	0.00	
04/03/13	04/03/13	US BANK NA COMM PAPER -- 0.000% 04/03/2013	9033E0R32	25,000,000.00	25,000,000.00	0.00	25,000,000.00	388.89	0.00	
04/03/13	04/03/13	RABOBANK USA FIN CORP COMM PAPER -- 0.000% 04/03/2013	74977KR35	36,000,000.00	36,000,000.00	0.00	36,000,000.00	130.00	0.00	
04/04/13	04/04/13	RABOBANK USA FIN CORP COMM PAPER -- 0.000% 04/04/2013	74977KR43	50,000,000.00	50,000,000.00	0.00	50,000,000.00	166.67	0.00	
04/04/13	04/04/13	RABOBANK USA FIN CORP COMM PAPER -- 0.000% 04/04/2013	74977KR43	50,000,000.00	50,000,000.00	0.00	50,000,000.00	166.67	0.00	
04/04/13	04/04/13	RABOBANK USA FIN CORP COMM PAPER -- 0.000% 04/04/2013	74977KR43	50,000,000.00	50,000,000.00	0.00	50,000,000.00	166.67	0.00	
04/04/13	04/04/13	RABOBANK USA FIN CORP COMM PAPER -- 0.000% 04/04/2013	74977KR43	19,000,000.00	19,000,000.00	0.00	19,000,000.00	63.33	0.00	
04/04/13	04/04/13	GENERAL ELEC CAP CORP COMM PAPER -- 0.000% 04/04/2013	36959HR41	50,000,000.00	50,000,000.00	0.00	50,000,000.00	680.56	0.00	
04/04/13	04/04/13	GENERAL ELEC CAP CORP COMM PAPER -- 0.000% 04/04/2013	36959HR41	5,000,000.00	5,000,000.00	0.00	5,000,000.00	68.06	0.00	
04/04/13	04/04/13	GOLDMAN SACHS & CO REPO AGRMT DTD 04/03/2013 0.090% 04/04/2013	RE1000083	50,000,000.00	50,000,000.00	125.00	50,000,125.00	0.00	0.00	
04/04/13	04/04/13	BNP PARIBAS FINANCE INC COMM PAPER -- 0.000% 04/04/2013	0556N0R49	50,000,000.00	50,000,000.00	0.00	50,000,000.00	152.78	0.00	
04/04/13	04/04/13	BNP PARIBAS FINANCE INC COMM PAPER -- 0.000% 04/04/2013	0556N0R49	50,000,000.00	50,000,000.00	0.00	50,000,000.00	152.78	0.00	
04/04/13	04/04/13	BNP PARIBAS FINANCE INC COMM PAPER -- 0.000% 04/04/2013	0556N0R49	25,000,000.00	25,000,000.00	0.00	25,000,000.00	76.39	0.00	



**Managed Account Security Transactions & Interest**

For the Month Ending **April 30, 2013**

**SAN BERNARDINO COUNTY - 76990800**

Transaction Type		Security Description	CUSIP	Par	Principal Proceeds	Accrued Interest	Total	Realized G/L Cost	Realized G/L Amort Cost	Sale Method
Trade	Settle									
<b>MATURITY</b>										
04/05/13	04/05/13	BNP PARIBAS FINANCE INC COMM PAPER -- 0.000% 04/05/2013	0556N0R56	25,000,000.00	25,000,000.00	0.00	25,000,000.00	76.39	0.00	
04/05/13	04/05/13	BNP PARIBAS FINANCE INC COMM PAPER -- 0.000% 04/05/2013	0556N0R56	50,000,000.00	50,000,000.00	0.00	50,000,000.00	152.78	0.00	
04/05/13	04/05/13	BNP PARIBAS FINANCE INC COMM PAPER -- 0.000% 04/05/2013	0556N0R56	50,000,000.00	50,000,000.00	0.00	50,000,000.00	152.78	0.00	
04/05/13	04/05/13	GOLDMAN SACHS & CO REPO AGRMT DTD 04/04/2013 0.110% 04/05/2013	RE1000109	50,000,000.00	50,000,000.00	152.78	50,000,152.78	0.00	0.00	
04/05/13	04/05/13	RABOBANK USA FIN CORP COMM PAPER -- 0.000% 04/05/2013	74977KR50	13,000,000.00	13,000,000.00	0.00	13,000,000.00	43.33	0.00	
04/05/13	04/05/13	RABOBANK USA FIN CORP COMM PAPER -- 0.000% 04/05/2013	74977KR50	50,000,000.00	50,000,000.00	0.00	50,000,000.00	166.67	0.00	
04/05/13	04/05/13	RABOBANK USA FIN CORP COMM PAPER -- 0.000% 04/05/2013	74977KR50	50,000,000.00	50,000,000.00	0.00	50,000,000.00	166.67	0.00	
04/05/13	04/05/13	RABOBANK USA FIN CORP COMM PAPER -- 0.000% 04/05/2013	74977KR50	50,000,000.00	50,000,000.00	0.00	50,000,000.00	166.67	0.00	
04/08/13	04/08/13	BNP PARIBAS FINANCE INC COMM PAPER -- 0.000% 04/08/2013	0556N0R80	50,000,000.00	50,000,000.00	0.00	50,000,000.00	458.33	0.00	
04/08/13	04/08/13	BNP PARIBAS FINANCE INC COMM PAPER -- 0.000% 04/08/2013	0556N0R80	50,000,000.00	50,000,000.00	0.00	50,000,000.00	458.33	0.00	
04/08/13	04/08/13	BNP PARIBAS FINANCE INC COMM PAPER -- 0.000% 04/08/2013	0556N0R80	50,000,000.00	50,000,000.00	0.00	50,000,000.00	458.33	0.00	



**Managed Account Security Transactions & Interest**

For the Month Ending **April 30, 2013**

**SAN BERNARDINO COUNTY - 76990800**

Transaction Type		Security Description	CUSIP	Par	Principal Proceeds	Accrued Interest	Total	Realized G/L Cost	Realized G/L Amort Cost	Sale Method
Trade	Settle									
<b>MATURITY</b>										
04/08/13	04/08/13	BNP PARIBAS FINANCE INC COMM PAPER -- 0.000% 04/08/2013	0556N0R80	30,000,000.00	30,000,000.00	0.00	30,000,000.00	275.00	0.00	
04/08/13	04/08/13	RABOBANK USA FIN CORP COMM PAPER -- 0.000% 04/08/2013	74977KR84	50,000,000.00	50,000,000.00	0.00	50,000,000.00	541.67	0.00	
04/08/13	04/08/13	RABOBANK USA FIN CORP COMM PAPER -- 0.000% 04/08/2013	74977KR84	50,000,000.00	50,000,000.00	0.00	50,000,000.00	541.67	0.00	
04/08/13	04/08/13	RABOBANK USA FIN CORP COMM PAPER -- 0.000% 04/08/2013	74977KR84	50,000,000.00	50,000,000.00	0.00	50,000,000.00	541.67	0.00	
04/08/13	04/08/13	RABOBANK USA FIN CORP COMM PAPER -- 0.000% 04/08/2013	74977KR84	30,000,000.00	30,000,000.00	0.00	30,000,000.00	325.00	0.00	
04/08/13	04/08/13	GOLDMAN SACHS & CO REPO AGRMT DTD 04/05/2013 0.120% 04/08/2013	RE1000125	50,000,000.00	50,000,000.00	500.00	50,000,500.00	0.00	0.00	
04/09/13	04/09/13	GOLDMAN SACHS & CO REPO AGRMT DTD 04/08/2013 0.120% 04/09/2013	RE1000141	50,000,000.00	50,000,000.00	166.67	50,000,166.67	0.00	0.00	
04/09/13	04/09/13	RABOBANK USA FIN CORP COMM PAPER -- 0.000% 04/09/2013	74977KR92	50,000,000.00	50,000,000.00	0.00	50,000,000.00	180.56	0.00	
04/09/13	04/09/13	RABOBANK USA FIN CORP COMM PAPER -- 0.000% 04/09/2013	74977KR92	50,000,000.00	50,000,000.00	0.00	50,000,000.00	180.56	0.00	
04/09/13	04/09/13	RABOBANK USA FIN CORP COMM PAPER -- 0.000% 04/09/2013	74977KR92	50,000,000.00	50,000,000.00	0.00	50,000,000.00	180.56	0.00	
04/09/13	04/09/13	RABOBANK USA FIN CORP COMM PAPER -- 0.000% 04/09/2013	74977KR92	40,000,000.00	40,000,000.00	0.00	40,000,000.00	144.44	0.00	
04/09/13	04/09/13	BNP PARIBAS FINANCE INC COMM PAPER -- 0.000% 04/09/2013	0556N0R98	50,000,000.00	50,000,000.00	0.00	50,000,000.00	152.78	0.00	



**Managed Account Security Transactions & Interest**

For the Month Ending **April 30, 2013**

**SAN BERNARDINO COUNTY - 76990800**

Transaction Type		Security Description	CUSIP	Par	Principal Proceeds	Accrued Interest	Total	Realized G/L Cost	Realized G/L Amort Cost	Sale Method
Trade	Settle									
<b>MATURITY</b>										
04/09/13	04/09/13	BNP PARIBAS FINANCE INC COMM PAPER -- 0.000% 04/09/2013	0556N0R98	50,000,000.00	50,000,000.00	0.00	50,000,000.00	152.78	0.00	
04/09/13	04/09/13	BNP PARIBAS FINANCE INC COMM PAPER -- 0.000% 04/09/2013	0556N0R98	50,000,000.00	50,000,000.00	0.00	50,000,000.00	152.78	0.00	
04/09/13	04/09/13	BNP PARIBAS FINANCE INC COMM PAPER -- 0.000% 04/09/2013	0556N0R98	40,000,000.00	40,000,000.00	0.00	40,000,000.00	122.22	0.00	
04/09/13	04/09/13	NORDEA NORTH AMERICA INC COMM PAPER -- 0.000% 04/09/2013	6555P0R92	25,000,000.00	25,000,000.00	0.00	25,000,000.00	13,125.00	0.00	
04/10/13	04/10/13	BNP PARIBAS FINANCE INC COMM PAPER -- 0.000% 04/10/2013	0556N0RA5	50,000,000.00	50,000,000.00	0.00	50,000,000.00	152.78	0.00	
04/10/13	04/10/13	BNP PARIBAS FINANCE INC COMM PAPER -- 0.000% 04/10/2013	0556N0RA5	50,000,000.00	50,000,000.00	0.00	50,000,000.00	152.78	0.00	
04/10/13	04/10/13	BNP PARIBAS FINANCE INC COMM PAPER -- 0.000% 04/10/2013	0556N0RA5	50,000,000.00	50,000,000.00	0.00	50,000,000.00	152.78	0.00	
04/10/13	04/10/13	BNP PARIBAS FINANCE INC COMM PAPER -- 0.000% 04/10/2013	0556N0RA5	45,000,000.00	45,000,000.00	0.00	45,000,000.00	137.50	0.00	
04/10/13	04/10/13	RABOBANK USA FIN CORP COMM PAPER -- 0.000% 04/10/2013	74977KRA9	45,000,000.00	45,000,000.00	0.00	45,000,000.00	162.50	0.00	
04/10/13	04/10/13	RABOBANK USA FIN CORP COMM PAPER -- 0.000% 04/10/2013	74977KRA9	50,000,000.00	50,000,000.00	0.00	50,000,000.00	180.56	0.00	
04/10/13	04/10/13	RABOBANK USA FIN CORP COMM PAPER -- 0.000% 04/10/2013	74977KRA9	50,000,000.00	50,000,000.00	0.00	50,000,000.00	180.56	0.00	



**Managed Account Security Transactions & Interest**

For the Month Ending **April 30, 2013**

**SAN BERNARDINO COUNTY - 76990800**

Transaction Type		Security Description	CUSIP	Par	Principal Proceeds	Accrued Interest	Total	Realized G/L Cost	Realized G/L Amort Cost	Sale Method
Trade	Settle									
<b>MATURITY</b>										
04/10/13	04/10/13	RABOBANK USA FIN CORP COMM PAPER -- 0.000% 04/10/2013	74977KRA9	50,000,000.00	50,000,000.00	0.00	50,000,000.00	180.56	0.00	
04/10/13	04/10/13	GOLDMAN SACHS & CO REPO AGRMT DTD 04/09/2013 0.130% 04/10/2013	RE1000166	50,000,000.00	50,000,000.00	180.56	50,000,180.56	0.00	0.00	
04/11/13	04/11/13	RABOBANK USA FIN CORP COMM PAPER -- 0.000% 04/11/2013	74977KRB7	35,000,000.00	35,000,000.00	0.00	35,000,000.00	126.39	0.00	
04/11/13	04/11/13	GOLDMAN SACHS & CO REPO AGRMT DTD 04/10/2013 0.130% 04/11/2013	RE1000182	50,000,000.00	50,000,000.00	180.56	50,000,180.56	0.00	0.00	
04/11/13	04/11/13	RABOBANK USA FIN CORP COMM PAPER -- 0.000% 04/11/2013	74977KRB7	50,000,000.00	50,000,000.00	0.00	50,000,000.00	180.56	0.00	
04/11/13	04/11/13	BNP PARIBAS FINANCE INC COMM PAPER -- 0.000% 04/11/2013	0556N0RB3	50,000,000.00	50,000,000.00	0.00	50,000,000.00	152.78	0.00	
04/11/13	04/11/13	BNP PARIBAS FINANCE INC COMM PAPER -- 0.000% 04/11/2013	0556N0RB3	50,000,000.00	50,000,000.00	0.00	50,000,000.00	152.78	0.00	
04/11/13	04/11/13	BNP PARIBAS FINANCE INC COMM PAPER -- 0.000% 04/11/2013	0556N0RB3	50,000,000.00	50,000,000.00	0.00	50,000,000.00	152.78	0.00	
04/11/13	04/11/13	BNP PARIBAS FINANCE INC COMM PAPER -- 0.000% 04/11/2013	0556N0RB3	34,000,000.00	34,000,000.00	0.00	34,000,000.00	103.89	0.00	
04/11/13	04/11/13	RABOBANK USA FIN CORP COMM PAPER -- 0.000% 04/11/2013	74977KRB7	50,000,000.00	50,000,000.00	0.00	50,000,000.00	180.56	0.00	
04/11/13	04/11/13	RABOBANK USA FIN CORP COMM PAPER -- 0.000% 04/11/2013	74977KRB7	50,000,000.00	50,000,000.00	0.00	50,000,000.00	180.56	0.00	
04/12/13	04/12/13	BNP PARIBAS FINANCE INC COMM PAPER -- 0.000% 04/12/2013	0556N0RC1	50,000,000.00	50,000,000.00	0.00	50,000,000.00	152.78	0.00	



**Managed Account Security Transactions & Interest**

For the Month Ending **April 30, 2013**

**SAN BERNARDINO COUNTY - 76990800**

Transaction Type		Security Description	CUSIP	Par	Principal Proceeds	Accrued Interest	Total	Realized G/L Cost	Realized G/L Amort Cost	Sale Method
Trade	Settle									
<b>MATURITY</b>										
04/12/13	04/12/13	BNP PARIBAS FINANCE INC COMM PAPER -- 0.000% 04/12/2013	0556N0RC1	50,000,000.00	50,000,000.00	0.00	50,000,000.00	152.78	0.00	
04/12/13	04/12/13	BNP PARIBAS FINANCE INC COMM PAPER -- 0.000% 04/12/2013	0556N0RC1	50,000,000.00	50,000,000.00	0.00	50,000,000.00	152.78	0.00	
04/12/13	04/12/13	BNP PARIBAS FINANCE INC COMM PAPER -- 0.000% 04/12/2013	0556N0RC1	41,000,000.00	41,000,000.00	0.00	41,000,000.00	125.28	0.00	
04/12/13	04/12/13	RABOBANK USA FIN CORP COMM PAPER -- 0.000% 04/12/2013	74977KRC5	50,000,000.00	50,000,000.00	0.00	50,000,000.00	194.44	0.00	
04/12/13	04/12/13	RABOBANK USA FIN CORP COMM PAPER -- 0.000% 04/12/2013	74977KRC5	50,000,000.00	50,000,000.00	0.00	50,000,000.00	194.44	0.00	
04/12/13	04/12/13	RABOBANK USA FIN CORP COMM PAPER -- 0.000% 04/12/2013	74977KRC5	50,000,000.00	50,000,000.00	0.00	50,000,000.00	194.44	0.00	
04/12/13	04/12/13	RABOBANK USA FIN CORP COMM PAPER -- 0.000% 04/12/2013	74977KRC5	45,000,000.00	45,000,000.00	0.00	45,000,000.00	175.00	0.00	
04/12/13	04/12/13	GENERAL ELEC CAP CORP COMM PAPER -- 0.000% 04/12/2013	36959HRC3	10,000,000.00	10,000,000.00	0.00	10,000,000.00	291.67	0.00	
04/12/13	04/12/13	SVENSKA HANDELSBANKEN NY CERT DEPOS DTD 01/10/2013 0.220% 04/12/2013	86958CON7	50,000,000.00	50,000,000.00	28,111.11	50,028,111.11	0.00	0.00	
04/12/13	04/12/13	FHLB BONDS (FLOATING) DTD 10/13/2011 0.340% 04/12/2013	313375ZY6	25,000,000.00	25,000,000.00	0.00	25,000,000.00	2,500.00	0.00	
04/12/13	04/12/13	GOLDMAN SACHS & CO REPO AGRMT DTD 04/11/2013 0.170% 04/12/2013	RE1000190	50,000,000.00	50,000,000.00	236.11	50,000,236.11	0.00	0.00	
04/15/13	04/15/13	FFCB BONDS DTD 04/15/2010 1.875% 04/15/2013	31331JKS1	25,000,000.00	25,000,000.00	0.00	25,000,000.00	(118,100.00)	0.00	



**Managed Account Security Transactions & Interest**

For the Month Ending **April 30, 2013**

**SAN BERNARDINO COUNTY - 76990800**

Transaction Type		Security Description	CUSIP	Par	Principal Proceeds	Accrued Interest	Total	Realized G/L Cost	Realized G/L Amort Cost	Sale Method
Trade	Settle									
<b>MATURITY</b>										
04/15/13	04/15/13	TOYOTA MOTOR CREDIT CORP COMM PAPER -- 0.000% 04/15/2013	89233GRF5	25,000,000.00	25,000,000.00	0.00	25,000,000.00	145.83	0.00	
04/15/13	04/15/13	GOLDMAN SACHS & CO REPO AGRMT DTD 04/12/2013 0.150% 04/15/2013	RE1005991	50,000,000.00	50,000,000.00	625.00	50,000,625.00	0.00	0.00	
04/15/13	04/15/13	RABOBANK USA FIN CORP COMM PAPER -- 0.000% 04/15/2013	74977KRF8	50,000,000.00	50,000,000.00	0.00	50,000,000.00	583.33	0.00	
04/15/13	04/15/13	RABOBANK USA FIN CORP COMM PAPER -- 0.000% 04/15/2013	74977KRF8	50,000,000.00	50,000,000.00	0.00	50,000,000.00	583.33	0.00	
04/15/13	04/15/13	RABOBANK USA FIN CORP COMM PAPER -- 0.000% 04/15/2013	74977KRF8	50,000,000.00	50,000,000.00	0.00	50,000,000.00	583.33	0.00	
04/15/13	04/15/13	RABOBANK USA FIN CORP COMM PAPER -- 0.000% 04/15/2013	74977KRF8	50,000,000.00	50,000,000.00	0.00	50,000,000.00	583.33	0.00	
04/15/13	04/15/13	BNP PARIBAS FINANCE INC COMM PAPER -- 0.000% 04/15/2013	0556N0RF4	50,000,000.00	50,000,000.00	0.00	50,000,000.00	458.33	0.00	
04/15/13	04/15/13	BNP PARIBAS FINANCE INC COMM PAPER -- 0.000% 04/15/2013	0556N0RF4	50,000,000.00	50,000,000.00	0.00	50,000,000.00	458.33	0.00	
04/15/13	04/15/13	BNP PARIBAS FINANCE INC COMM PAPER -- 0.000% 04/15/2013	0556N0RF4	50,000,000.00	50,000,000.00	0.00	50,000,000.00	458.33	0.00	
04/15/13	04/15/13	BNP PARIBAS FINANCE INC COMM PAPER -- 0.000% 04/15/2013	0556N0RF4	50,000,000.00	50,000,000.00	0.00	50,000,000.00	458.33	0.00	
04/15/13	04/15/13	US BANK NA COMM PAPER -- 0.000% 04/15/2013	9033E0RF5	9,000,000.00	9,000,000.00	0.00	9,000,000.00	7.50	0.00	
04/16/13	04/16/13	RABOBANK USA FIN CORP COMM PAPER -- 0.000% 04/16/2013	74977KRG6	50,000,000.00	50,000,000.00	0.00	50,000,000.00	194.44	0.00	





## Managed Account Security Transactions & Interest

For the Month Ending **April 30, 2013**

**SAN BERNARDINO COUNTY - 76990800**

Transaction Type		Security Description	CUSIP	Par	Principal Proceeds	Accrued Interest	Total	Realized G/L Cost	Realized G/L Amort Cost	Sale Method
Trade	Settle									
<b>MATURITY</b>										
04/16/13	04/16/13	RABOBANK USA FIN CORP COMM PAPER -- 0.000% 04/16/2013	74977KRG6	50,000,000.00	50,000,000.00	0.00	50,000,000.00	194.44	0.00	
04/16/13	04/16/13	RABOBANK USA FIN CORP COMM PAPER -- 0.000% 04/16/2013	74977KRG6	50,000,000.00	50,000,000.00	0.00	50,000,000.00	194.44	0.00	
04/16/13	04/16/13	RABOBANK USA FIN CORP COMM PAPER -- 0.000% 04/16/2013	74977KRG6	45,000,000.00	45,000,000.00	0.00	45,000,000.00	175.00	0.00	
04/16/13	04/16/13	BNP PARIBAS FINANCE INC COMM PAPER -- 0.000% 04/16/2013	0556N0RG2	50,000,000.00	50,000,000.00	0.00	50,000,000.00	152.78	0.00	
04/16/13	04/16/13	BNP PARIBAS FINANCE INC COMM PAPER -- 0.000% 04/16/2013	0556N0RG2	50,000,000.00	50,000,000.00	0.00	50,000,000.00	152.78	0.00	
04/16/13	04/16/13	BNP PARIBAS FINANCE INC COMM PAPER -- 0.000% 04/16/2013	0556N0RG2	50,000,000.00	50,000,000.00	0.00	50,000,000.00	152.78	0.00	
04/16/13	04/16/13	BNP PARIBAS FINANCE INC COMM PAPER -- 0.000% 04/16/2013	0556N0RG2	45,000,000.00	45,000,000.00	0.00	45,000,000.00	137.50	0.00	
04/16/13	04/16/13	GOLDMAN SACHS & CO REPO AGRMT DTD 04/15/2013 0.140% 04/16/2013	RE1000232	50,000,000.00	50,000,000.00	194.44	50,000,194.44	0.00	0.00	
04/17/13	04/17/13	BNP PARIBAS FINANCE INC COMM PAPER -- 0.000% 04/17/2013	0556N0RH0	50,000,000.00	50,000,000.00	0.00	50,000,000.00	152.78	0.00	
04/17/13	04/17/13	BNP PARIBAS FINANCE INC COMM PAPER -- 0.000% 04/17/2013	0556N0RH0	50,000,000.00	50,000,000.00	0.00	50,000,000.00	152.77	0.00	
04/17/13	04/17/13	GOLDMAN SACHS & CO REPO AGRMT DTD 04/16/2013 0.140% 04/17/2013	RE1000240	50,000,000.00	50,000,000.00	194.44	50,000,194.44	0.00	0.00	
04/17/13	04/17/13	US BANK NA COMM PAPER -- 0.000% 04/17/2013	9033E0RH1	40,000,000.00	40,000,000.00	0.00	40,000,000.00	15,166.67	0.00	



## Managed Account Security Transactions & Interest

For the Month Ending **April 30, 2013**

**SAN BERNARDINO COUNTY - 76990800**

Transaction Type		Security Description	CUSIP	Par	Principal Proceeds	Accrued Interest	Total	Realized G/L Cost	Realized G/L Amort Cost	Sale Method
Trade	Settle									
<b>MATURITY</b>										
04/17/13	04/17/13	RABOBANK USA FIN CORP COMM PAPER -- 0.000% 04/17/2013	74977KRH4	50,000,000.00	50,000,000.00	0.00	50,000,000.00	194.44	0.00	
04/17/13	04/17/13	RABOBANK USA FIN CORP COMM PAPER -- 0.000% 04/17/2013	74977KRH4	50,000,000.00	50,000,000.00	0.00	50,000,000.00	194.44	0.00	
04/17/13	04/17/13	RABOBANK USA FIN CORP COMM PAPER -- 0.000% 04/17/2013	74977KRH4	44,000,000.00	44,000,000.00	0.00	44,000,000.00	171.11	0.00	
04/17/13	04/17/13	BNP PARIBAS FINANCE INC COMM PAPER -- 0.000% 04/17/2013	0556N0RH0	50,000,000.00	50,000,000.00	0.00	50,000,000.00	152.78	0.00	
04/17/13	04/17/13	RABOBANK USA FIN CORP COMM PAPER -- 0.000% 04/17/2013	74977KRH4	50,000,000.00	50,000,000.00	0.00	50,000,000.00	194.44	0.00	
04/18/13	04/18/13	BNP PARIBAS FINANCE INC OMM PAPER -- 0.000% 04/18/2013	0556N0RJ6	50,000,000.00	50,000,000.00	0.00	50,000,000.00	152.78	0.00	
04/18/13	04/18/13	BNP PARIBAS FINANCE INC OMM PAPER -- 0.000% 04/18/2013	0556N0RJ6	50,000,000.00	50,000,000.00	0.00	50,000,000.00	152.78	0.00	
04/18/13	04/18/13	BNP PARIBAS FINANCE INC OMM PAPER -- 0.000% 04/18/2013	0556N0RJ6	50,000,000.00	50,000,000.00	0.00	50,000,000.00	152.78	0.00	
04/18/13	04/18/13	RABOBANK USA FIN CORP COMM PAPER -- 0.000% 04/18/2013	74977KRJ0	50,000,000.00	50,000,000.00	0.00	50,000,000.00	194.44	0.00	
04/18/13	04/18/13	RABOBANK USA FIN CORP COMM PAPER -- 0.000% 04/18/2013	74977KRJ0	50,000,000.00	50,000,000.00	0.00	50,000,000.00	194.44	0.00	
04/18/13	04/18/13	RABOBANK USA FIN CORP COMM PAPER -- 0.000% 04/18/2013	74977KRJ0	17,000,000.00	17,000,000.00	0.00	17,000,000.00	66.11	0.00	



**Managed Account Security Transactions & Interest**

For the Month Ending **April 30, 2013**

**SAN BERNARDINO COUNTY - 76990800**

Transaction Type		Security Description	CUSIP	Par	Principal Proceeds	Accrued Interest	Total	Realized G/L Cost	Realized G/L Amort Cost	Sale Method
Trade	Settle									
<b>MATURITY</b>										
04/18/13	04/18/13	BANK OF NOVA SCOTIA NY COMM PAPER -- 0.000% 04/18/2013	06416JRJ4	50,000,000.00	50,000,000.00	0.00	50,000,000.00	3,972.22	0.00	
04/18/13	04/18/13	GOLDMAN SACHS & CO REPO AGRMT DTD 04/17/2013 0.130% 04/18/2013	RE1000273	50,000,000.00	50,000,000.00	180.56	50,000,180.56	0.00	0.00	
04/19/13	04/19/13	GOLDMAN SACHS & CO REPO AGRMT DTD 04/18/2013 0.130% 04/19/2013	RE1000281	50,000,000.00	50,000,000.00	180.56	50,000,180.56	0.00	0.00	
04/19/13	04/19/13	BNP PARIBAS FINANCE INC COMM PAPER -- 0.000% 04/19/2013	0556N0RK3	40,000,000.00	40,000,000.00	0.00	40,000,000.00	122.22	0.00	
04/19/13	04/19/13	RABOBANK USA FIN CORP COMM PAPER -- 0.000% 04/19/2013	74977KRK7	50,000,000.00	50,000,000.00	0.00	50,000,000.00	166.67	0.00	
04/19/13	04/19/13	RABOBANK USA FIN CORP COMM PAPER -- 0.000% 04/19/2013	74977KRK7	50,000,000.00	50,000,000.00	0.00	50,000,000.00	166.67	0.00	
04/19/13	04/19/13	RABOBANK USA FIN CORP COMM PAPER -- 0.000% 04/19/2013	74977KRK7	40,000,000.00	40,000,000.00	0.00	40,000,000.00	133.33	0.00	
04/19/13	04/19/13	RABOBANK USA FIN CORP COMM PAPER -- 0.000% 04/19/2013	74977KRK7	50,000,000.00	50,000,000.00	0.00	50,000,000.00	166.67	0.00	
04/19/13	04/19/13	BNP PARIBAS FINANCE INC COMM PAPER -- 0.000% 04/19/2013	0556N0RK3	50,000,000.00	50,000,000.00	0.00	50,000,000.00	152.78	0.00	
04/19/13	04/19/13	BNP PARIBAS FINANCE INC COMM PAPER -- 0.000% 04/19/2013	0556N0RK3	50,000,000.00	50,000,000.00	0.00	50,000,000.00	152.78	0.00	
04/19/13	04/19/13	BNP PARIBAS FINANCE INC COMM PAPER -- 0.000% 04/19/2013	0556N0RK3	50,000,000.00	50,000,000.00	0.00	50,000,000.00	152.78	0.00	
04/22/13	04/22/13	BNP PARIBAS FINANCE INC COMM PAPER -- 0.000% 04/22/2013	0556N0RN7	50,000,000.00	50,000,000.00	0.00	50,000,000.00	458.33	0.00	



**Managed Account Security Transactions & Interest**

For the Month Ending **April 30, 2013**

**SAN BERNARDINO COUNTY - 76990800**

Transaction Type		Security Description	CUSIP	Par	Principal Proceeds	Accrued Interest	Total	Realized G/L Cost	Realized G/L Amort Cost	Sale Method
Trade	Settle									
<b>MATURITY</b>										
04/22/13	04/22/13	BNP PARIBAS FINANCE INC COMM PAPER -- 0.000% 04/22/2013	0556N0RN7	50,000,000.00	50,000,000.00	0.00	50,000,000.00	458.33	0.00	
04/22/13	04/22/13	BNP PARIBAS FINANCE INC COMM PAPER -- 0.000% 04/22/2013	0556N0RN7	50,000,000.00	50,000,000.00	0.00	50,000,000.00	458.33	0.00	
04/22/13	04/22/13	BNP PARIBAS FINANCE INC COMM PAPER -- 0.000% 04/22/2013	0556N0RN7	22,000,000.00	22,000,000.00	0.00	22,000,000.00	201.67	0.00	
04/22/13	04/22/13	RABOBANK USA FIN CORP COMM PAPER -- 0.000% 04/22/2013	74977KRN1	50,000,000.00	50,000,000.00	0.00	50,000,000.00	458.33	0.00	
04/22/13	04/22/13	RABOBANK USA FIN CORP COMM PAPER -- 0.000% 04/22/2013	74977KRN1	50,000,000.00	50,000,000.00	0.00	50,000,000.00	458.33	0.00	
04/22/13	04/22/13	RABOBANK USA FIN CORP COMM PAPER -- 0.000% 04/22/2013	74977KRN1	50,000,000.00	50,000,000.00	0.00	50,000,000.00	458.33	0.00	
04/22/13	04/22/13	RABOBANK USA FIN CORP COMM PAPER -- 0.000% 04/22/2013	74977KRN1	10,000,000.00	10,000,000.00	0.00	10,000,000.00	91.67	0.00	
04/22/13	04/22/13	GOLDMAN SACHS & CO REPO AGRMT DTD 04/19/2013 0.120% 04/22/2013	RE1000364	50,000,000.00	50,000,000.00	500.00	50,000,500.00	0.00	0.00	
04/23/13	04/23/13	GOLDMAN SACHS & CO REPO AGRMT DTD 04/22/2013 0.110% 04/23/2013	RE1000398	50,000,000.00	50,000,000.00	152.78	50,000,152.78	0.00	0.00	
04/23/13	04/23/13	BNP PARIBAS FINANCE INC COMM PAPER -- 0.000% 04/23/2013	0556N0RP2	50,000,000.00	50,000,000.00	0.00	50,000,000.00	152.78	0.00	
04/23/13	04/23/13	BNP PARIBAS FINANCE INC COMM PAPER -- 0.000% 04/23/2013	0556N0RP2	25,000,000.00	25,000,000.00	0.00	25,000,000.00	76.39	0.00	
04/23/13	04/23/13	BNP PARIBAS FINANCE INC COMM PAPER -- 0.000% 04/23/2013	0556N0RP2	50,000,000.00	50,000,000.00	0.00	50,000,000.00	152.78	0.00	



**Managed Account Security Transactions & Interest**

For the Month Ending **April 30, 2013**

**SAN BERNARDINO COUNTY - 76990800**

Transaction Type		Security Description	CUSIP	Par	Principal Proceeds	Accrued Interest	Total	Realized G/L Cost	Realized G/L Amort Cost	Sale Method
Trade	Settle									
<b>MATURITY</b>										
04/23/13	04/23/13	RABOBANK USA FIN CORP COMM PAPER -- 0.000% 04/23/2013	74977KRP6	50,000,000.00	50,000,000.00	0.00	50,000,000.00	152.78	0.00	
04/23/13	04/23/13	RABOBANK USA FIN CORP COMM PAPER -- 0.000% 04/23/2013	74977KRP6	50,000,000.00	50,000,000.00	0.00	50,000,000.00	152.78	0.00	
04/23/13	04/23/13	RABOBANK USA FIN CORP COMM PAPER -- 0.000% 04/23/2013	74977KRP6	12,000,000.00	12,000,000.00	0.00	12,000,000.00	36.67	0.00	
04/24/13	04/24/13	RABOBANK USA FIN CORP COMM PAPER -- 0.000% 04/24/2013	74977KRO4	50,000,000.00	50,000,000.00	0.00	50,000,000.00	138.89	0.00	
04/24/13	04/24/13	RABOBANK USA FIN CORP COMM PAPER -- 0.000% 04/24/2013	74977KRO4	12,000,000.00	12,000,000.00	0.00	12,000,000.00	33.33	0.00	
04/24/13	04/24/13	BNP PARIBAS FINANCE INC COMM PAPER -- 0.000% 04/24/2013	0556N0RQ0	50,000,000.00	50,000,000.00	0.00	50,000,000.00	152.78	0.00	
04/24/13	04/24/13	BNP PARIBAS FINANCE INC COMM PAPER -- 0.000% 04/24/2013	0556N0RO0	50,000,000.00	50,000,000.00	0.00	50,000,000.00	152.78	0.00	
04/24/13	04/24/13	BNP PARIBAS FINANCE INC COMM PAPER -- 0.000% 04/24/2013	0556N0RQ0	50,000,000.00	50,000,000.00	0.00	50,000,000.00	152.78	0.00	
04/24/13	04/24/13	BNP PARIBAS FINANCE INC COMM PAPER -- 0.000% 04/24/2013	0556N0RO0	25,000,000.00	25,000,000.00	0.00	25,000,000.00	76.39	0.00	
04/24/13	04/24/13	GOLDMAN SACHS & CO REPO AGRMT DTD 04/23/2013 0.060% 04/24/2013	RE1000406	50,000,000.00	50,000,000.00	83.33	50,000,083.33	0.00	0.00	
04/25/13	04/25/13	GOLDMAN SACHS & CO REPO AGRMT DTD 04/24/2013 0.050% 04/25/2013	RE1000422	50,000,000.00	50,000,000.00	69.44	50,000,069.44	0.00	0.00	
04/25/13	04/25/13	BNP PARIBAS FINANCE INC COMM PAPER -- 0.000% 04/25/2013	0556N0RR8	50,000,000.00	50,000,000.00	0.00	50,000,000.00	152.78	0.00	



**Managed Account Security Transactions & Interest**

For the Month Ending **April 30, 2013**

**SAN BERNARDINO COUNTY - 76990800**

Transaction Type		Security Description	CUSIP	Par	Principal Proceeds	Accrued Interest	Total	Realized G/L Cost	Realized G/L Amort Cost	Sale Method
Trade	Settle									
<b>MATURITY</b>										
04/25/13	04/25/13	BNP PARIBAS FINANCE INC COMM PAPER -- 0.000% 04/25/2013	0556N0RR8	50,000,000.00	50,000,000.00	0.00	50,000,000.00	152.78	0.00	
04/25/13	04/25/13	BNP PARIBAS FINANCE INC COMM PAPER -- 0.000% 04/25/2013	0556N0RR8	50,000,000.00	50,000,000.00	0.00	50,000,000.00	152.78	0.00	
04/25/13	04/25/13	BNP PARIBAS FINANCE INC COMM PAPER -- 0.000% 04/25/2013	0556N0RR8	34,000,000.00	34,000,000.00	0.00	34,000,000.00	103.89	0.00	
04/26/13	04/26/13	GOLDMAN SACHS & CO REPO AGRMT DTD 04/25/2013 0.070% 04/26/2013	RE1006114	50,000,000.00	50,000,000.00	97.22	50,000,097.22	0.00	0.00	
04/26/13	04/26/13	BANK OF NOVA SCOTIA NY COMM PAPER -- 0.000% 04/26/2013	06416JRS4	50,000,000.00	50,000,000.00	0.00	50,000,000.00	7,041.67	0.00	
04/26/13	04/26/13	TOYOTA MOTOR CREDIT CORP COMM PAPER -- 0.000% 04/26/2013	89233GRS7	50,000,000.00	50,000,000.00	0.00	50,000,000.00	22,750.00	0.00	
04/26/13	04/26/13	BNP PARIBAS FINANCE INC COMM PAPER -- 0.000% 04/26/2013	0556N0RS6	28,000,000.00	28,000,000.00	0.00	28,000,000.00	85.56	0.00	
04/26/13	04/26/13	BNP PARIBAS FINANCE INC COMM PAPER -- 0.000% 04/26/2013	0556N0RS6	50,000,000.00	50,000,000.00	0.00	50,000,000.00	152.78	0.00	
04/26/13	04/26/13	BNP PARIBAS FINANCE INC COMM PAPER -- 0.000% 04/26/2013	0556N0RS6	50,000,000.00	50,000,000.00	0.00	50,000,000.00	152.78	0.00	
04/26/13	04/26/13	BNP PARIBAS FINANCE INC COMM PAPER -- 0.000% 04/26/2013	0556N0RS6	50,000,000.00	50,000,000.00	0.00	50,000,000.00	152.78	0.00	
04/26/13	04/26/13	US BANK NA COMM PAPER -- 0.000% 04/26/2013	9033E0RS7	40,000,000.00	40,000,000.00	0.00	40,000,000.00	3,222.22	0.00	
04/29/13	04/29/13	RABOBANK USA FIN CORP COMM PAPER -- 0.000% 04/29/2013	74977KRV3	50,000,000.00	50,000,000.00	0.00	50,000,000.00	416.67	0.00	



**Managed Account Security Transactions & Interest**

For the Month Ending **April 30, 2013**

**SAN BERNARDINO COUNTY - 76990800**

Transaction Type		Security Description	CUSIP	Par	Principal Proceeds	Accrued Interest	Total	Realized G/L Cost	Realized G/L Amort Cost	Sale Method
Trade	Settle									
<b>MATURITY</b>										
04/29/13	04/29/13	RABOBANK USA FIN CORP COMM PAPER -- 0.000% 04/29/2013	74977KRV3	50,000,000.00	50,000,000.00	0.00	50,000,000.00	416.67	0.00	
04/29/13	04/29/13	RABOBANK USA FIN CORP COMM PAPER -- 0.000% 04/29/2013	74977KRV3	50,000,000.00	50,000,000.00	0.00	50,000,000.00	416.67	0.00	
04/29/13	04/29/13	RABOBANK USA FIN CORP COMM PAPER -- 0.000% 04/29/2013	74977KRV3	27,000,000.00	27,000,000.00	0.00	27,000,000.00	225.00	0.00	
04/29/13	04/29/13	GOLDMAN SACHS & CO REPO AGRMT DTD 04/26/2013 0.070% 04/29/2013	RE1006148	50,000,000.00	50,000,000.00	291.67	50,000,291.67	0.00	0.00	
04/29/13	04/29/13	US BANK NA COMM PAPER -- 0.000% 04/29/2013	9033E0RV0	50,000,000.00	50,000,000.00	0.00	50,000,000.00	3,333.33	0.00	
04/29/13	04/29/13	US BANK NA COMM PAPER -- 0.000% 04/29/2013	9033E0RV0	25,000,000.00	25,000,000.00	0.00	25,000,000.00	1,666.67	0.00	
04/29/13	04/29/13	BNP PARIBAS FINANCE INC COMM PAPER -- 0.000% 04/29/2013	0556N0RV9	50,000,000.00	50,000,000.00	0.00	50,000,000.00	458.33	0.00	
04/29/13	04/29/13	BNP PARIBAS FINANCE INC COMM PAPER -- 0.000% 04/29/2013	0556N0RV9	50,000,000.00	50,000,000.00	0.00	50,000,000.00	458.33	0.00	
04/29/13	04/29/13	BNP PARIBAS FINANCE INC COMM PAPER -- 0.000% 04/29/2013	0556N0RV9	50,000,000.00	50,000,000.00	0.00	50,000,000.00	458.33	0.00	
04/29/13	04/29/13	BNP PARIBAS FINANCE INC COMM PAPER -- 0.000% 04/29/2013	0556N0RV9	50,000,000.00	50,000,000.00	0.00	50,000,000.00	458.33	0.00	
04/30/13	04/30/13	GOLDMAN SACHS & CO REPO AGRMT DTD 04/29/2013 0.060% 04/30/2013	RE1000463	50,000,000.00	50,000,000.00	83.33	50,000,083.33	0.00	0.00	
04/30/13	04/30/13	BNP PARIBAS FINANCE INC COMM PAPER -- 0.000% 04/30/2013	0556N0RW7	50,000,000.00	50,000,000.00	0.00	50,000,000.00	152.78	0.00	



**Managed Account Security Transactions & Interest**

For the Month Ending **April 30, 2013**

**SAN BERNARDINO COUNTY - 76990800**

Transaction Type		Security Description	CUSIP	Par	Principal Proceeds	Accrued Interest	Total	Realized G/L Cost	Realized G/L Amort Cost	Sale Method
Trade	Settle									
<b>MATURITY</b>										
04/30/13	04/30/13	BNP PARIBAS FINANCE INC COMM PAPER -- 0.000% 04/30/2013	0556N0RW7	50,000,000.00	50,000,000.00	0.00	50,000,000.00	152.78	0.00	
04/30/13	04/30/13	BNP PARIBAS FINANCE INC COMM PAPER -- 0.000% 04/30/2013	0556N0RW7	50,000,000.00	50,000,000.00	0.00	50,000,000.00	152.78	0.00	
04/30/13	04/30/13	BNP PARIBAS FINANCE INC COMM PAPER -- 0.000% 04/30/2013	0556N0RW7	50,000,000.00	50,000,000.00	0.00	50,000,000.00	152.78	0.00	
04/30/13	04/30/13	RABOBANK USA FIN CORP COMM PAPER -- 0.000% 04/30/2013	74977KRW1	50,000,000.00	50,000,000.00	0.00	50,000,000.00	125.00	0.00	
04/30/13	04/30/13	RABOBANK USA FIN CORP COMM PAPER -- 0.000% 04/30/2013	74977KRW1	50,000,000.00	50,000,000.00	0.00	50,000,000.00	125.00	0.00	
04/30/13	04/30/13	RABOBANK USA FIN CORP COMM PAPER -- 0.000% 04/30/2013	74977KRW1	50,000,000.00	50,000,000.00	0.00	50,000,000.00	125.00	0.00	
04/30/13	04/30/13	RABOBANK USA FIN CORP COMM PAPER -- 0.000% 04/30/2013	74977KRW1	50,000,000.00	50,000,000.00	0.00	50,000,000.00	125.00	0.00	
<b>Transaction Type Sub-Total</b>				<b>8,739,000,000.00</b>	<b>8,739,000,000.00</b>	<b>59,048.61</b>	<b>8,739,059,048.61</b>	<b>8,440.65</b>	<b>0.00</b>	
<b>SELL</b>										
04/30/13	04/30/13	GOLDMAN FS GOVERNMENT MM FUND	38141W273	10,000,000.00	10,000,000.00	0.00	10,000,000.00	0.00	0.00	FIFO
04/30/13	04/30/13	GOLDMAN FS GOVERNMENT MM FUND	38141W273	14,000,000.00	14,000,000.00	0.00	14,000,000.00	0.00	0.00	FIFO
<b>Transaction Type Sub-Total</b>				<b>24,000,000.00</b>	<b>24,000,000.00</b>	<b>0.00</b>	<b>24,000,000.00</b>	<b>0.00</b>	<b>0.00</b>	
<b>Managed Account Sub-Total</b>					<b>(425,169,762.63)</b>	<b>680,467.58</b>	<b>(424,489,295.05)</b>	<b>8,440.65</b>	<b>0.00</b>	
<b>Total Security Transactions</b>					<b>(\$425,169,762.63)</b>	<b>\$680,467.58</b>	<b>(\$424,489,295.05)</b>	<b>\$8,440.65</b>	<b>\$0.00</b>	