



Customer Service  
PO Box 11813  
Harrisburg, PA 17108-1813

## ACCOUNT STATEMENT

For the Month Ending  
**October 31, 2012**

### SAN BERNARDINO COUNTY

#### Client Management Team

##### **Kenneth Schiebel, CFA**

Managing Director  
One Keystone Plaza, Suite 300  
Harrisburg, PA 17101  
717-232-2723  
schiebelk@pfm.com

#### Contents

Cover/Disclosures  
Summary Statement  
Individual Accounts

#### Accounts included in Statement

76990800                      SAN BERNARDINO COUNTY

SAN BERNARDINO COUNTY  
JOHN JOHNSON  
172 WEST THIRD STREET  
1ST FLOOR  
SAN BERNARDINO, CA 92415

**Online Access**    <http://www.pfm.com>

**Customer Service**    1-717-232-2723

**Important Disclosures****Important Disclosures**

This statement is for general information purposes only and is not intended to provide specific advice or recommendations. PFM Asset Management LLC ("PFM") is an investment advisor registered with the Securities and Exchange Commission, and is required to maintain a written disclosure statement of our background and business experience. If you would like to receive a copy of our current disclosure statement, please contact Service Operations at the address below.

**Proxy Voting** PFM does not normally receive proxies to vote on behalf of its clients. However, it does on occasion receive consent requests. In the event a consent request is received the portfolio manager contacts the client and then proceeds according to their instructions. PFM's Proxy Voting Policy is available upon request by contacting Service Operations at the address below.

**Questions About an Account** PFM's monthly statement is intended to detail our investment advisory activity as well as the activity of any accounts held by clients in pools that are managed by PFM. The custodian bank maintains the control of assets and executes (i.e., settles) all investment transactions. The custodian statement is the official record of security and cash holdings and transactions. PFM recognizes that clients may use these reports to facilitate record keeping; therefore the custodian bank statement and the PFM statement should be reconciled and differences resolved. Many custodians use a settlement date basis which may result in the need to reconcile due to a timing difference.

**Account Control** PFM does not have the authority to withdraw funds from or deposit funds to the custodian. Our clients retain responsibility for their internal accounting policies; implementing and enforcing internal controls and generating ledger entries or otherwise recording transactions.

**Market Value** Generally, PFM's market prices are derived from closing bid prices as of the last business day of the month as supplied by Interactive Data, Bloomberg or Telerate. Where prices are not available from generally recognized sources the securities are priced using a yield-based matrix system to arrive at an estimated market value. Prices that fall between data points are interpolated. Non-negotiable FDIC-insured bank certificates of deposit are priced at par. Although PFM believes the prices to be reliable, the values of the securities do not always represent the prices at which the securities could have been bought or sold. Explanation of the valuation methods for money market and TERM funds is contained in the appropriate fund information statement.

**Amortized Cost** The original cost of the principal of the security is adjusted for the amount of the periodic reduction of any discount or premium from the purchase date until the date of the report. Discount or premium with respect to short term securities (those with less than one year to maturity at time of issuance) is amortized on a straightline basis. Such discount or premium with respect to longer term securities is amortized using the constant yield basis.

**Tax Reporting** Cost data and realized gains / losses are provided for informational purposes only. Please review for accuracy and consult your tax advisor to determine the tax consequences of your security transactions. PFM does not report such information to the IRS or other taxing authorities and is not responsible for the accuracy of such information that may be required to be reported to federal, state or other taxing authorities.

**Financial Situation** In order to better serve you, PFM should be promptly notified of any material change in your investment objective or financial situation.

**Callable Securities** Securities subject to redemption prior to maturity may be redeemed in whole or in part before maturity, which could affect the yield represented.

**Portfolio** The securities in this portfolio, including shares of mutual funds, are not guaranteed or otherwise protected by PFM, the FDIC (except for certain non-negotiable certificates of deposit) or any government agency. Investment in securities involves risks, including the possible loss of the amount invested.

**Rating** Information provided for ratings is based upon a good faith inquiry of selected sources, but its accuracy and completeness cannot be guaranteed. Shares of some money market and TERM funds are marketed through representatives of PFM's wholly owned subsidiary, PFM Fund Distributors, Inc. PFM Fund Distributors, Inc. is registered with the SEC as a broker/dealer and is a member of the Financial Industry Regulatory Authority ("FINRA") and the Municipal Securities Rulemaking Board ("MSRB"). You may reach the FINRA by calling the FINRA Regulator Public Disclosure Hotline at 1-888-289-9999 or at the FINRA Regulation Internet website address [www.nasd.com](http://www.nasd.com). A brochure describing the FINRA Regulation Public Disclosure Program is also available from the FINRA upon request.

**Key Terms and Definitions**

**Dividends** on money market funds consist of interest earned, plus any discount ratably amortized to the date of maturity, plus all realized gains and losses on the sale of securities prior to maturity, less ratable amortization of any premium and all accrued expenses to the fund. Dividends are accrued daily and may be paid either monthly or quarterly. The monthly earnings on this statement represent the estimated dividend accrued for the month for any program that distributes earnings on a quarterly basis. There is no guarantee that the estimated amount will be paid on the actual distribution date.

**Current Yield** is the net change, exclusive of capital changes and income other than investment income, in the value of a hypothetical fund account with a balance of one share over the seven-day base period including the statement date, expressed as a percentage of the value of one share (normally \$1.00 per share) at the beginning of the seven-day period. This resulting net change in account value is then annualized by multiplying it by 365 and dividing the result by 7. The yields quoted should not be considered a representation of the yield of the fund in the future, since the yield is not fixed.

**Average maturity** represents the average maturity of all securities and investments of a portfolio, determined by multiplying the par or principal value of each security or investment by its maturity (days or years), summing the products, and dividing the sum by the total principal value of the portfolio. The stated maturity date of mortgage backed or callable securities are used in this statement. However the actual maturity of these securities could vary depending on the level or prepayments on the underlying mortgages or whether a callable security has or is still able to be called.

**Monthly distribution yield** represents the net change in the value of one share (normally \$1.00 per share) resulting from all dividends declared during the month by a fund expressed as a percentage of the value of one share at the beginning of the month. This resulting net change is then annualized by multiplying it by 365 and dividing it by the number of calendar days in the month.

**YTM at Cost** The yield to maturity at cost is the expected rate of return, based on the original cost, the annual interest receipts, maturity value and the time period from purchase date to maturity, stated as a percentage, on an annualized basis.

**YTM at Market** The yield to maturity at market is the rate of return, based on the current market value, the annual interest receipts, maturity value and the time period remaining until maturity, stated as a percentage, on an annualized basis.

**Managed Account** A portfolio of investments managed discretely by PFM according to the client's specific investment policy and requirements. The investments are directly owned by the client and held by the client's custodian.

**Unsettled Trade** A trade which has been executed however the final consummation of the security transaction and payment has not yet taken place.

Please review the detail pages of this statement carefully. If you think your statement is wrong, missing account information, or if you need more information about a transaction, please contact PFM within 60 days of receipt. If you have other concerns or questions regarding your account you should contact a member of your client management team or PFM Service Operations at the address below.

PFM Asset Management LLC  
Attn: Service Operations  
One Keystone Plaza, Suite 300  
N. Front & Market Sts  
Harrisburg, PA 17101



**Account Statement**

For the Month Ending **October 31, 2012**

**Consolidated Summary Statement**

SAN BERNARDINO COUNTY

**Portfolio Summary**

Portfolio Holdings	Cash Dividends and Income	Closing Market Value
PFM Managed Account	1,090,030.33	4,023,707,479.34
Cash Balance	0.00	222,251,171.17
<b>Total</b>	<b>\$1,090,030.33</b>	<b>\$4,245,958,650.51</b>

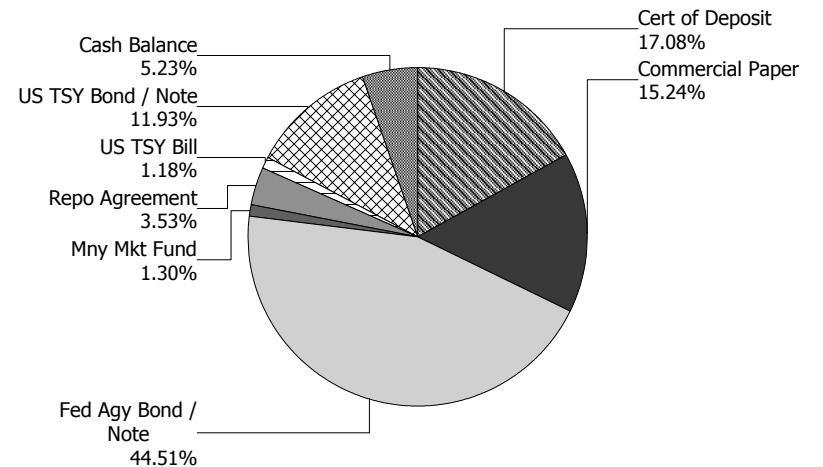
**Investment Allocation**

Investment Type	Closing Market Value	Percent
Certificate of Deposit	725,069,627.25	17.08
Commercial Paper	646,950,327.00	15.24
Federal Agency Bond / Note	1,890,217,273.83	44.51
Money Market Fund	55,000,000.00	1.30
Repurchase Agreement	149,988,832.50	3.53
U.S. Treasury Bill	49,993,200.00	1.18
U.S. Treasury Bond / Note	506,488,218.76	11.93
Cash Balance	222,251,171.17	5.23
<b>Total</b>	<b>\$4,245,958,650.51</b>	<b>100.00%</b>

**Maturity Distribution (Fixed Income Holdings)**

Portfolio Holdings	Closing Market Value	Percent
Under 30 days	1,176,698,572.36	27.71
31 to 60 days	470,182,419.50	11.07
61 to 90 days	350,215,868.50	8.25
91 to 180 days	321,080,412.00	7.56
181 days to 1 year	857,497,892.43	20.20
1 to 2 years	461,106,616.96	10.86
2 to 3 years	299,912,396.88	7.06
3 to 4 years	157,844,621.88	3.72
4 to 5 years	151,419,850.00	3.57
Over 5 years	0.00	0.00
<b>Total</b>	<b>\$4,245,958,650.51</b>	<b>100.00%</b>

**Sector Allocation**



**Weighted Average Days to Maturity 313**



# Managed Account Summary Statement

For the Month Ending **October 31, 2012**

**SAN BERNARDINO COUNTY - 76990800**

### Transaction Summary - Managed Account

<b>Opening Market Value</b>	<b>\$4,048,303,810.48</b>
Maturities/Calls	(6,164,000,000.00)
Principal Dispositions	0.00
Principal Acquisitions	6,091,989,535.44
Unsettled Trades	50,000,638.51
Change in Current Value	(2,586,505.09)
<b>Closing Market Value</b>	<b>\$4,023,707,479.34</b>

### Cash Transactions Summary - Managed Account

Maturities/Calls	6,164,186,291.69
Sale Proceeds	0.00
Coupon/Interest/Dividend Income	1,173,511.66
Principal Payments	0.00
Security Purchases	(6,092,326,329.59)
Net Cash Contribution	(73,033,473.76)
Reconciling Transactions	0.00

### Earnings Reconciliation (Cash Basis) - Managed Account

Interest/Dividends/Coupons Received	1,359,803.35
Less Purchased Interest Related to Interest/Coupons	(336,794.15)
Plus Net Realized Gains/Losses	67,021.13
<b>Total Cash Basis Earnings</b>	<b>\$1,090,030.33</b>

### Cash Balance

<b>Closing Cash Balance</b>	<b>\$0.00</b>
-----------------------------	---------------

### Earnings Reconciliation (Accrual Basis)

	<b>Total</b>
Ending Amortized Value of Securities	4,015,080,249.06
Ending Accrued Interest	7,944,242.35
Plus Proceeds from Sales	0.00
Plus Proceeds of Maturities/Calls/Principal Payments	6,164,186,291.69
Plus Coupons/Dividends Received	1,173,511.66
Less Cost of New Purchases	(6,142,326,968.10)
Less Beginning Amortized Value of Securities	(4,037,886,683.67)
Less Beginning Accrued Interest	(6,360,823.10)
<b>Total Accrual Basis Earnings</b>	<b>\$1,809,819.89</b>



## Portfolio Summary and Statistics

For the Month Ending **October 31, 2012**

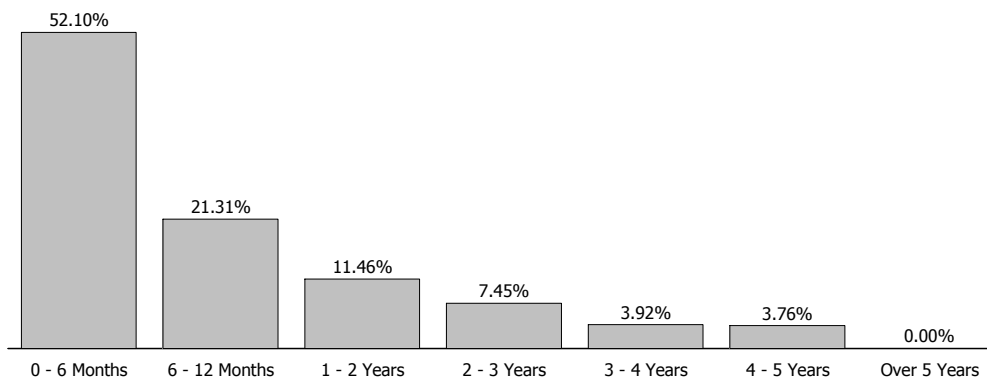
**SAN BERNARDINO COUNTY - 76990800**

### Account Summary

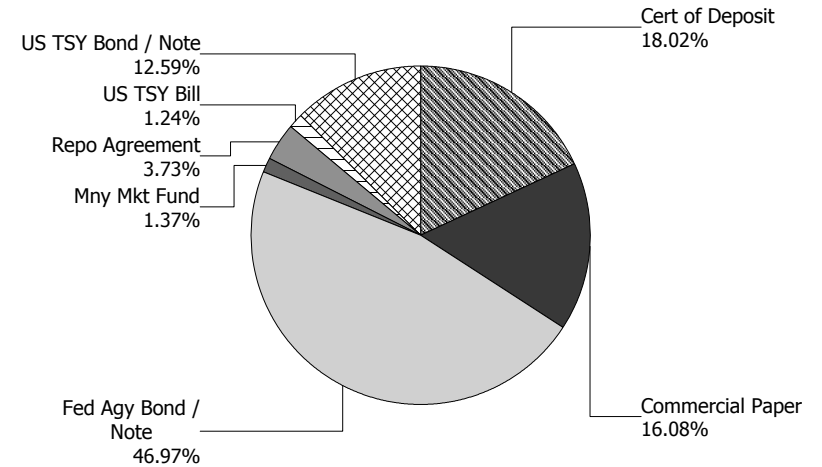
Description	Par Value	Market Value	Percent
U.S. Treasury Bond / Note	500,000,000.00	506,488,218.76	12.59
U.S. Treasury Bill	50,000,000.00	49,993,200.00	1.24
Repurchase Agreement	150,000,000.00	149,988,832.50	3.73
Money Market Fund	55,000,000.00	55,000,000.00	1.37
Federal Agency Bond / Note	1,873,234,000.00	1,890,217,273.83	46.97
Commercial Paper	647,000,000.00	646,950,327.00	16.08
Certificate of Deposit	725,000,000.00	725,069,627.25	18.02
<b>Managed Account Sub-Total</b>	<b>4,000,234,000.00</b>	<b>4,023,707,479.34</b>	<b>100.00%</b>
Accrued Interest		7,944,242.35	
<b>Total Portfolio</b>	<b>4,000,234,000.00</b>	<b>4,031,651,721.69</b>	

**Unsettled Trades** **50,000,000.00** **49,992,476.00**

### Maturity Distribution



### Sector Allocation



### Characteristics

Yield to Maturity at Cost	0.52%
Yield to Maturity at Market	0.26%
Duration to Worst	0.87
Weighted Average Days to Maturity	331



## Managed Account Issuer Summary

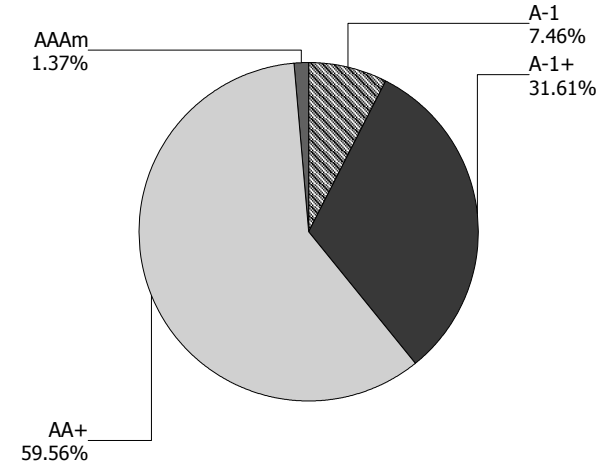
For the Month Ending **October 31, 2012**

SAN BERNARDINO COUNTY - 76990800

### Issuer Summary

Issuer	Market Value of Holdings	Percent
BANK OF MONTREAL	149,994,067.50	3.73
BANK OF NOVA SCOTIA	139,944,253.25	3.48
COMMONWEALTH BANK OF AUSTRALIA	124,994,067.00	3.11
FANNIE MAE	545,842,773.11	13.57
FEDERAL FARM CREDIT BANKS	245,377,796.75	6.10
FEDERAL HOME LOAN BANKS	361,252,251.28	8.98
FEDERATED INVESTORS INC	2,000,000.00	0.05
FIDELITY INSTITUTIONAL FUND	3,000,000.00	0.07
FREDDIE MAC	737,744,452.69	18.33
GENERAL ELECTRIC CO	184,991,670.00	4.60
GOLDMAN SACHS GROUP INC	149,988,832.50	3.73
GOLDMAN SACHS MM FUND	50,000,000.00	1.24
NORDEA BANK AB	119,990,610.00	2.98
RABOBANK NEDERLAND	176,999,292.00	4.40
ROYAL BANK OF CANADA	150,070,492.50	3.73
SVENSKA HANDELSBANKEN	99,989,061.00	2.48
TORONTO-DOMINION BANK	150,046,556.00	3.73
UNITED STATES TREASURY	556,481,418.76	13.83
US BANCORP	49,999,850.00	1.24
WESTPAC BANKING CORP NY	25,000,035.00	0.62
<b>Total</b>	<b>\$4,023,707,479.34</b>	<b>100.00%</b>

### Credit Quality (S&P Ratings)





**Managed Account Detail of Securities Held**

For the Month Ending **October 31, 2012**

**SAN BERNARDINO COUNTY - 76990800**

<b>Security Type/Description Dated Date/Coupon/Maturity</b>	<b>CUSIP</b>	<b>Par</b>	<b>S&amp;P Rating</b>	<b>Moody's Rating</b>	<b>Trade Date</b>	<b>Settle Date</b>	<b>Original Cost</b>	<b>YTM at Cost</b>	<b>Accrued Interest</b>	<b>Amortized Cost</b>	<b>Market Value</b>
<b>U.S. Treasury Bond / Note</b>											
US TREASURY NOTES DTD 11/16/2009 1.375% 11/15/2012	912828LX6	25,000,000.00	AA+	Aaa	10/11/12	10/12/12	25,028,320.31	0.15	158,797.55	25,011,661.25	25,010,750.00
US TREASURY NOTES DTD 01/15/2010 1.375% 01/15/2013	912828MG2	25,000,000.00	AA+	Aaa	12/28/10	12/29/10	25,302,734.38	0.78	101,817.26	25,030,336.75	25,062,500.00
US TREASURY NOTES DTD 03/15/2010 1.375% 03/15/2013	912828MT4	25,000,000.00	AA+	Aaa	01/05/11	01/06/11	25,310,546.88	0.80	44,630.52	25,052,910.75	25,112,300.00
US TREASURY NOTES DTD 06/15/2010 1.125% 06/15/2013	912828NH9	25,000,000.00	AA+	Aaa	03/28/11	03/29/11	25,117,187.50	0.91	106,813.52	25,033,073.25	25,143,550.00
US TREASURY NOTES DTD 06/15/2010 1.125% 06/15/2013	912828NH9	25,000,000.00	AA+	Aaa	03/29/11	03/30/11	25,109,375.00	0.92	106,813.52	25,030,911.25	25,143,550.00
US TREASURY NOTES DTD 07/15/2010 1.000% 07/15/2013	912828NN6	25,000,000.00	AA+	Aaa	04/05/11	04/06/11	25,028,320.31	0.95	74,048.91	25,008,841.00	25,140,625.00
US TREASURY NOTES DTD 07/15/2010 1.000% 07/15/2013	912828NN6	25,000,000.00	AA+	Aaa	04/06/11	04/07/11	25,000,000.00	1.00	74,048.91	25,000,000.00	25,140,625.00
US TREASURY NOTES DTD 02/15/2011 1.250% 02/15/2014	912828OH6	50,000,000.00	AA+	Aaa	07/02/12	07/03/12	50,763,671.88	0.30	132,472.83	50,608,182.00	50,646,500.00
US TREASURY NOTES DTD 06/30/2009 2.625% 06/30/2014	912828KY5	50,000,000.00	AA+	Aaa	03/20/12	03/21/12	52,464,843.75	0.45	442,255.43	51,802,330.50	51,951,150.00
US TREASURY N/B DTD 08/15/2012 0.250% 08/15/2015	912828TK6	50,000,000.00	AA+	Aaa	08/17/12	08/20/12	49,759,765.63	0.41	26,494.57	49,775,641.50	49,843,750.00
US TREASURY NOTES DTD 10/15/2012 0.250% 10/15/2015	912828TT7	25,000,000.00	AA+	Aaa	10/18/12	10/19/12	24,884,765.63	0.41	2,918.96	24,886,135.50	24,904,296.88
US TREASURY NOTES DTD 01/31/2011 2.000% 01/31/2016	912828PS3	25,000,000.00	AA+	Aaa	10/23/12	10/24/12	26,249,023.44	0.46	126,358.70	26,240,779.50	26,257,800.00
US TREASURY NOTES DTD 08/01/2011 1.500% 07/31/2016	912828OX1	25,000,000.00	AA+	Aaa	10/17/12	10/18/12	25,887,695.31	0.55	94,769.02	25,878,867.25	25,919,921.88
US TREASURY N/B DTD 01/03/2012 0.875% 12/31/2016	912828RX0	50,000,000.00	AA+	Aaa	02/07/12	02/08/12	50,214,843.75	0.79	147,418.48	50,183,370.50	50,605,450.00



## Managed Account Detail of Securities Held

For the Month Ending **October 31, 2012**

### SAN BERNARDINO COUNTY - 76990800

Security Type/Description Dated Date/Coupon/Maturity	CUSIP	Par	S&P Rating	Moody's Rating	Trade Date	Settle Date	Original Cost	YTM at Cost	Accrued Interest	Amortized Cost	Market Value
<b>U.S. Treasury Bond / Note</b>											
US TREASURY N/B DTD 01/03/2012 0.875% 12/31/2016	912828RX0	50,000,000.00	AA+	Aaa	02/08/12	02/09/12	50,203,125.00	0.79	147,418.48	50,173,472.00	50,605,450.00
<b>Security Type Sub-Total</b>		<b>500,000,000.00</b>					<b>506,324,218.77</b>	<b>0.62</b>	<b>1,787,076.66</b>	<b>504,716,513.00</b>	<b>506,488,218.76</b>
<b>U.S. Treasury Bill</b>											
US TREASURY BILL -- 0.000% 12/20/2012	9127956X4	50,000,000.00	A-1+	P-1	09/19/12	09/20/12	49,986,729.17	0.11	0.00	49,992,854.00	49,993,200.00
<b>Security Type Sub-Total</b>		<b>50,000,000.00</b>					<b>49,986,729.17</b>	<b>0.11</b>	<b>0.00</b>	<b>49,992,854.00</b>	<b>49,993,200.00</b>
<b>Repurchase Agreement</b>											
GOLDMAN SACHS & CO REPO AGRMT DTD 10/31/2012 0.230% 11/01/2012	RE0937368	50,000,000.00	A-1	P-1	10/31/12	10/31/12	50,000,000.00	0.23	319.44	50,000,000.00	49,999,834.50
GOLDMAN SACHS & CO REPO AGRMT DTD 09/07/2012 0.140% 12/03/2012	RE0936600	100,000,000.00	A-1	P-1	09/06/12	09/07/12	100,000,000.00	0.14	21,388.89	100,000,000.00	99,988,998.00
<b>Security Type Sub-Total</b>		<b>150,000,000.00</b>					<b>150,000,000.00</b>	<b>0.17</b>	<b>21,708.33</b>	<b>150,000,000.00</b>	<b>149,988,832.50</b>
<b>Money Market Fund</b>											
FEDERATED PRIME OBLIGATION MUTUAL	60934N203	1,000,000.00	AAAm	Aaa	08/27/08	08/27/08	1,000,000.00	0.07	0.00	1,000,000.00	1,000,000.00
FEDERATED GOVT OBLIGATIONS FUND	60934N104	1,000,000.00	AAAm	Aaa	12/29/11	12/29/11	1,000,000.00	0.07	0.00	1,000,000.00	1,000,000.00
FIDELITY GOV'T MM FUND 57	316175108	3,000,000.00	AAAm	Aaa	07/30/12	07/30/12	3,000,000.00	0.07	0.00	3,000,000.00	3,000,000.00
GOLDMAN FS GOVERNMENT MM FUND	38141W273	50,000,000.00	AAAm	Aaa	10/17/12	10/17/12	50,000,000.00	0.07	0.00	50,000,000.00	50,000,000.00
<b>Security Type Sub-Total</b>		<b>55,000,000.00</b>					<b>55,000,000.00</b>	<b>0.07</b>	<b>0.00</b>	<b>55,000,000.00</b>	<b>55,000,000.00</b>
<b>Federal Agency Bond / Note</b>											
FFCB NOTES DTD 11/02/2010 0.400% 11/02/2012	31331JY56	20,000,000.00	AA+	Aaa	11/22/10	11/23/10	19,904,400.00	0.65	39,777.78	19,999,862.60	20,000,140.00
FHLMC NOTES DTD 10/08/2010 0.515% 11/26/2012	3134G1WT7	8,400,000.00	AA+	Aaa	11/22/10	11/23/10	8,378,412.00	0.64	18,625.83	8,399,249.88	8,402,066.40





**Managed Account Detail of Securities Held**

For the Month Ending **October 31, 2012**

**SAN BERNARDINO COUNTY - 76990800**

<b>Security Type/Description Dated Date/Coupon/Maturity</b>	<b>CUSIP</b>	<b>Par</b>	<b>S&amp;P Rating</b>	<b>Moody's Rating</b>	<b>Trade Date</b>	<b>Settle Date</b>	<b>Original Cost</b>	<b>YTM at Cost</b>	<b>Accrued Interest</b>	<b>Amortized Cost</b>	<b>Market Value</b>
<b>Federal Agency Bond / Note</b>											
FHLMC NOTES DTD 10/08/2010 0.515% 11/26/2012	3134G1WT7	18,989,000.00	AA+	Aaa	11/22/10	11/23/10	18,938,299.37	0.65	42,105.47	18,987,238.20	18,993,671.29
FHLB NOTES DTD 10/30/2009 1.746% 11/30/2012	3133XVMF5	25,000,000.00	AA+	Aaa	12/08/10	12/09/10	25,481,750.00	0.76	183,087.50	25,019,760.50	25,031,925.00
FHLB BONDS DTD 11/04/2009 1.750% 12/14/2012	3133XVNT4	25,000,000.00	AA+	Aaa	12/01/09	12/02/09	25,216,250.00	1.46	166,493.06	25,008,671.50	25,045,925.00
FHLB BONDS DTD 11/04/2009 1.750% 12/14/2012	3133XVNT4	25,000,000.00	AA+	Aaa	12/04/09	12/07/09	25,039,500.00	1.70	166,493.06	25,001,595.25	25,045,925.00
FHLB BONDS DTD 11/04/2009 1.750% 12/14/2012	3133XVNT4	25,000,000.00	AA+	Aaa	11/18/10	11/19/10	25,565,250.00	0.65	166,493.06	25,032,793.50	25,045,925.00
FFCB BONDS DTD 12/24/2009 1.625% 12/24/2012	31331JAB9	25,000,000.00	AA+	Aaa	12/21/09	12/24/09	24,930,000.00	1.72	143,315.97	24,996,490.75	25,053,875.00
FHLMC NOTES (FLOATING) DTD 01/10/2011 0.360% 01/10/2013	3134G1U69	25,000,000.00	AA+	Aaa	03/24/11	03/25/11	25,010,200.00	0.30	5,354.17	25,003,145.25	25,008,775.00
FHLMC NOTES (FLOATING) DTD 01/10/2011 0.360% 01/10/2013	3134G1U69	50,000,000.00	AA+	Aaa	01/05/11	01/10/11	49,979,800.00	0.39	10,708.34	49,992,257.50	50,017,550.00
FFCB NOTES (FLOATING) DTD 01/14/2011 0.350% 01/14/2013	31331J7K3	50,000,000.00	AA+	Aaa	01/05/11	01/14/11	49,987,500.00	0.36	8,194.45	49,996,076.00	50,016,650.00
FHLB GLOBAL NOTES DTD 12/10/2009 1.500% 01/16/2013	3133XW7L7	25,000,000.00	AA+	Aaa	12/02/10	12/03/10	25,414,250.00	0.71	109,375.00	25,040,959.50	25,069,725.00
FHLMC NOTES (FLOATING) DTD 01/24/2011 0.340% 01/24/2013	3134G1X90	25,000,000.00	AA+	Aaa	01/18/11	01/24/11	24,982,350.00	0.37	1,847.22	25,000,000.00	25,009,400.00
FNMA GLOBAL BENCHMRK NOTES (EX-CALLABLE) DTD 02/18/2003 4.750% 02/21/2013	31359MOV8	20,000,000.00	AA+	Aaa	02/04/11	02/07/11	21,530,800.00	0.95	184,722.22	20,231,100.00	20,277,780.00
FFCB BONDS DTD 01/15/2010 1.750% 02/21/2013	31331JBV4	25,000,000.00	AA+	Aaa	02/11/10	02/12/10	25,035,250.00	1.70	85,069.44	25,003,634.25	25,113,650.00



**Managed Account Detail of Securities Held**

For the Month Ending **October 31, 2012**

**SAN BERNARDINO COUNTY - 76990800**

<b>Security Type/Description Dated Date/Coupon/Maturity</b>	<b>CUSIP</b>	<b>Par</b>	<b>S&amp;P Rating</b>	<b>Moody's Rating</b>	<b>Trade Date</b>	<b>Settle Date</b>	<b>Original Cost</b>	<b>YTM at Cost</b>	<b>Accrued Interest</b>	<b>Amortized Cost</b>	<b>Market Value</b>
<b>Federal Agency Bond / Note</b>											
FNMA GLOBAL BENCHMRK NOTES (EX-CALLABLE) DTD 02/18/2003 4.750% 02/21/2013	31359MQV8	25,000,000.00	AA+	Aaa	12/16/10	12/17/10	27,054,375.00	0.93	230,902.78	25,290,531.25	25,347,225.00
FHLMC NOTES DTD 02/04/2011 0.750% 03/28/2013	3137EACS6	25,000,000.00	AA+	Aaa	02/04/11	02/07/11	24,881,750.00	0.97	17,187.50	24,977,265.75	25,060,175.00
FHLB BONDS (FLOATING) DTD 10/13/2011 0.370% 04/12/2013	313375ZY6	25,000,000.00	AA+	Aaa	10/13/11	10/14/11	24,997,500.00	0.08	4,756.95	24,999,005.25	25,020,075.00
FFCB BONDS DTD 04/15/2010 1.875% 04/15/2013	31331JKS1	25,000,000.00	AA+	Aaa	04/19/10	04/20/10	25,118,100.00	1.71	20,833.33	25,018,405.25	25,194,125.00
FFCB NOTES DTD 05/23/2011 0.600% 05/23/2013	31331KLR9	24,850,000.00	AA+	Aaa	10/11/11	10/12/11	24,916,101.00	0.43	65,438.33	24,873,036.94	24,898,581.75
FHLMC FLOATING NOTES DTD 06/17/2011 0.164% 06/17/2013	3134G2MJ8	50,000,000.00	AA+	Aaa	06/09/11	06/17/11	49,949,405.00	0.19	3,416.67	49,978,675.50	50,030,400.00
FNMA GLOBAL NOTES DTD 05/21/2010 1.500% 06/26/2013	31398AT44	25,000,000.00	AA+	Aaa	02/02/11	02/03/11	25,307,750.00	0.98	130,208.33	25,084,504.50	25,211,900.00
FHLB NOTES DTD 11/08/2010 0.500% 06/26/2013	313371PM2	40,565,000.00	AA+	Aaa	01/12/11	01/13/11	40,075,786.10	1.00	70,425.35	40,433,690.69	40,641,667.85
FHLB NOTES DTD 06/29/2012 0.250% 07/01/2013	313379YO6	25,000,000.00	AA+	Aaa	06/27/12	06/29/12	24,991,550.00	0.28	21,180.56	24,994,395.75	25,006,650.00
FHLMC GLOBAL REFERENCE NOTES DTD 07/18/2003 4.500% 07/15/2013	3134A4TZ7	25,000,000.00	AA+	Aaa	06/28/11	06/29/11	26,966,500.00	0.62	331,250.00	25,681,322.50	25,759,300.00
FNMA GLOBAL NOTES (EX-CALLABLE) DTD 07/14/2003 4.375% 07/17/2013	31359MSL8	13,500,000.00	AA+	Aaa	01/24/11	01/25/11	14,607,270.00	1.01	170,625.00	13,820,497.70	13,894,375.50
FNMA GLOBAL NOTES (EX-CALLABLE) DTD 07/14/2003 4.375% 07/17/2013	31359MSL8	19,950,000.00	AA+	Aaa	01/20/11	01/21/11	21,609,840.00	0.98	252,145.83	20,428,186.54	20,532,799.35
FNMA NOTES DTD 06/17/2011 0.500% 08/09/2013	3135G0BR3	12,500,000.00	AA+	Aaa	07/05/11	07/06/11	12,477,125.00	0.59	14,236.11	12,491,522.13	12,526,987.50
FNMA NOTES DTD 06/17/2011 0.500% 08/09/2013	3135G0BR3	12,500,000.00	AA+	Aaa	07/05/11	07/06/11	12,479,125.00	0.58	14,236.11	12,492,263.63	12,526,987.50



## Managed Account Detail of Securities Held

For the Month Ending **October 31, 2012**

### SAN BERNARDINO COUNTY - 76990800

Security Type/Description Dated Date/Coupon/Maturity	CUSIP	Par	S&P Rating	Moody's Rating	Trade Date	Settle Date	Original Cost	YTM at Cost	Accrued Interest	Amortized Cost	Market Value
<b>Federal Agency Bond / Note</b>											
FNMA NOTES DTD 07/09/2010 1.250% 08/20/2013	31398AX31	50,000,000.00	AA+	Aaa	02/01/11	02/02/11	50,324,000.00	0.99	123,263.89	50,102,867.50	50,400,700.00
FHLMC NOTES (FLOATING) DTD 09/01/2011 0.400% 09/03/2013	3134G2B50	25,000,000.00	AA+	Aaa	08/29/11	09/01/11	24,987,250.00	0.35	15,659.73	25,000,000.00	25,037,775.00
FHLMC NOTES (FLOATING) DTD 09/12/2011 0.380% 09/12/2013	3134G2K43	25,000,000.00	AA+	Aaa	09/12/11	09/13/11	24,982,250.00	0.34	12,597.23	24,999,035.25	25,034,250.00
FHLMC NOTES (FLOATING) DTD 09/12/2011 0.380% 09/12/2013	3134G2K43	25,000,000.00	AA+	Aaa	12/06/11	12/07/11	24,986,500.00	0.33	12,597.23	24,998,055.50	25,034,250.00
FHLB NOTES TAP ISSUE DTD 08/09/2010 1.000% 09/13/2013	313370LB2	25,000,000.00	AA+	Aaa	10/26/10	10/27/10	25,195,250.00	0.73	33,333.33	25,059,230.50	25,170,898.45
FHLB NOTES TAP ISSUE DTD 08/09/2010 1.000% 09/13/2013	313370LB2	25,000,000.00	AA+	Aaa	11/02/10	11/03/10	25,261,750.00	0.63	33,333.33	25,079,783.25	25,170,898.45
FHLB NOTES TAP ISSUE DTD 08/09/2010 1.000% 09/13/2013	313370LB2	25,000,000.00	AA+	Aaa	11/02/10	11/03/10	25,261,775.00	0.63	33,333.33	25,079,791.00	25,170,898.45
FHLB NOTES TAP ISSUE DTD 08/09/2010 1.000% 09/13/2013	313370LB2	25,000,000.00	AA+	Aaa	11/02/10	11/03/10	25,261,780.25	0.63	33,333.33	25,079,792.50	25,170,898.45
FHLB NOTES TAP ISSUE DTD 08/09/2010 1.000% 09/13/2013	313370LB2	25,000,000.00	AA+	Aaa	11/10/10	11/12/10	25,159,475.00	0.77	33,333.33	25,049,108.75	25,170,898.45
FNMA NOTES (EX-CALLABLE) DTD 09/17/2010 1.125% 09/17/2013	31398A3L4	1,980,000.00	AA+	Aaa	09/21/10	09/22/10	1,979,901.00	1.13	2,722.50	1,979,970.81	1,994,307.48
FNMA NOTES (EX-CALLABLE) DTD 09/17/2010 1.125% 09/17/2013	31398A3L4	12,500,000.00	AA+	Aaa	09/21/10	09/22/10	12,499,750.00	1.13	17,187.50	12,499,927.25	12,590,325.00
FNMA NOTES (EX-CALLABLE) DTD 09/17/2010 1.125% 09/17/2013	31398A3L4	12,500,000.00	AA+	Aaa	09/21/10	09/22/10	12,499,750.00	1.13	17,187.50	12,499,927.25	12,590,325.00
FHLMC GLOBAL REFERENCE NOTES DTD 08/20/2008 4.125% 09/27/2013	3137EABS7	25,000,000.00	AA+	Aaa	12/01/10	12/02/10	27,217,500.00	0.93	97,395.83	25,718,503.25	25,884,975.00
FHLMC GLOBAL REFERENCE NOTES DTD 08/20/2008 4.125% 09/27/2013	3137EABS7	25,000,000.00	AA+	Aaa	12/07/10	12/08/10	27,185,500.00	0.96	97,395.83	25,712,469.50	25,884,975.00



**Managed Account Detail of Securities Held**

For the Month Ending **October 31, 2012**

**SAN BERNARDINO COUNTY - 76990800**

<b>Security Type/Description Dated Date/Coupon/Maturity</b>	<b>CUSIP</b>	<b>Par</b>	<b>S&amp;P Rating</b>	<b>Moody's Rating</b>	<b>Trade Date</b>	<b>Settle Date</b>	<b>Original Cost</b>	<b>YTM at Cost</b>	<b>Accrued Interest</b>	<b>Amortized Cost</b>	<b>Market Value</b>
<b>Federal Agency Bond / Note</b>											
FNMA NOTES DTD 08/02/2010 1.125% 09/30/2013	31398A2M3	25,000,000.00	AA+	Aaa	09/09/10	09/10/10	25,041,250.00	1.07	24,218.75	25,012,470.25	25,206,425.00
FNMA NOTES (EX-CALLABLE) DTD 10/08/2010 1.125% 10/08/2013	31398A4H2	25,000,000.00	AA+	Aaa	09/23/10	10/08/10	25,000,000.00	1.13	17,968.75	25,000,000.00	25,211,450.00
FHLMC NOTES DTD 08/20/2010 0.875% 10/28/2013	3137EACL1	25,000,000.00	AA+	Aaa	09/02/10	09/03/10	24,903,675.75	1.00	1,822.92	24,969,361.50	25,159,625.00
FHLB NOTES DTD 11/09/2010 0.500% 12/13/2013	313371PU4	845,000.00	AA+	Aaa	12/14/10	12/15/10	827,170.50	1.22	1,619.58	838,276.77	846,517.62
FHLB NOTES DTD 11/09/2010 0.500% 12/13/2013	313371PU4	18,610,000.00	AA+	Aaa	12/14/10	12/15/10	18,217,329.00	1.22	35,669.17	18,461,929.91	18,643,423.56
FNMA NOTES DTD 11/01/2010 0.750% 12/18/2013	31398A5W8	5,545,000.00	AA+	Aaa	03/22/11	03/23/11	5,479,846.25	1.19	15,364.27	5,517,835.65	5,578,735.78
FNMA NOTES DTD 11/01/2010 0.750% 12/18/2013	31398A5W8	25,000,000.00	AA+	Aaa	11/16/10	11/17/10	24,818,000.00	0.99	69,270.83	24,932,686.50	25,152,100.00
FHLMC NOTES DTD 01/06/2011 1.375% 02/25/2014	3137EACR8	25,000,000.00	AA+	Aaa	02/03/11	02/04/11	24,952,750.00	1.44	63,020.83	24,979,392.50	25,361,225.00
FNMA GLOBAL NOTES DTD 05/15/2009 2.500% 05/15/2014	31398AXJ6	25,000,000.00	AA+	Aaa	11/16/11	11/17/11	26,152,500.00	0.63	288,194.44	25,713,135.00	25,842,675.00
FHLMC NOTES DTD 06/02/2011 1.000% 07/30/2014	3137EACU1	25,000,000.00	AA+	Aaa	06/14/11	06/15/11	25,020,500.00	0.97	63,194.44	25,011,510.50	25,304,925.00
FFCB NOTES (FLOAT) DTD 08/01/2012 0.320% 08/01/2014	3133EAB49	50,000,000.00	AA+	Aaa	07/30/12	08/01/12	50,000,000.00	0.28	36,500.01	50,000,000.00	50,026,050.00
FREDDIE MAC GLOBAL NOTES DTD 07/26/2011 1.000% 08/20/2014	3134G2UA8	25,000,000.00	AA+	Aaa	11/28/11	11/29/11	25,154,750.00	0.77	49,305.56	25,102,766.75	25,294,400.00
FREDDIE MAC GLOBAL NOTES DTD 07/26/2011 1.000% 08/20/2014	3134G2UA8	25,000,000.00	AA+	Aaa	06/12/12	06/13/12	25,296,000.00	0.46	49,305.56	25,244,318.25	25,294,400.00
FREDDIE MAC GLOBAL NOTES DTD 07/26/2011 1.000% 08/20/2014	3134G2UA8	25,000,000.00	AA+	Aaa	09/11/12	09/12/12	25,332,500.00	0.31	49,305.56	25,309,215.25	25,294,400.00



**Managed Account Detail of Securities Held**

For the Month Ending **October 31, 2012**

**SAN BERNARDINO COUNTY - 76990800**

<b>Security Type/Description Dated Date/Coupon/Maturity</b>	<b>CUSIP</b>	<b>Par</b>	<b>S&amp;P Rating</b>	<b>Moody's Rating</b>	<b>Trade Date</b>	<b>Settle Date</b>	<b>Original Cost</b>	<b>YTM at Cost</b>	<b>Accrued Interest</b>	<b>Amortized Cost</b>	<b>Market Value</b>
<b>Federal Agency Bond / Note</b>											
FREDDIE MAC GLOBAL NOTES DTD 07/26/2011 1.000% 08/20/2014	3134G2UA8	25,000,000.00	AA+	Aaa	09/11/12	09/12/12	25,332,750.00	0.31	49,305.56	25,309,447.75	25,294,400.00
FREDDIE MAC GLOBAL NOTES DTD 08/05/2011 0.750% 09/22/2014	3134G2WG3	55,000,000.00	AA+	Aaa	09/27/11	09/28/11	55,082,500.00	0.70	44,687.50	55,052,514.00	55,433,840.00
FANNIE MAE GLOBAL NOTES DTD 09/27/2011 0.625% 10/30/2014	3135G0DW0	25,000,000.00	AA+	Aaa	12/27/11	12/28/11	24,967,500.00	0.67	434.03	24,977,091.25	25,141,875.00
FHLMC NOTES DTD 08/27/2012 0.350% 12/05/2014	3134G3H78	25,000,000.00	AA+	Aaa	09/25/12	09/26/12	24,991,250.00	0.37	15,555.56	24,991,634.75	25,000,300.00
FHLMC NOTES DTD 08/27/2012 0.350% 12/05/2014	3134G3H78	50,000,000.00	AA+	Aaa	09/25/12	09/26/12	49,980,500.00	0.37	31,111.11	49,981,357.50	50,000,600.00
FHLMC NOTES DTD 12/16/2011 0.625% 12/29/2014	3137EADA4	25,000,000.00	AA+	Aaa	02/03/12	02/06/12	25,130,000.00	0.44	52,951.39	25,097,133.50	25,144,625.00
FFCB NOTES DTD 05/01/2012 0.500% 05/01/2015	3133EANJ3	25,000,000.00	AA+	Aaa	05/01/12	05/02/12	24,964,275.00	0.55	62,500.00	24,970,161.50	25,074,725.00
FNMA NOTES (CALLABLE) DTD 08/07/2012 0.500% 08/07/2015	3135G0NG4	50,000,000.00	AA+	Aaa	07/31/12	08/07/12	49,999,500.00	0.50	58,333.33	49,999,538.50	49,939,950.00
FHLMC NOTES (CALLABLE) DTD 09/25/2012 0.500% 09/25/2015	3134G3L24	15,000,000.00	AA+	Aaa	09/12/12	09/25/12	15,000,000.00	0.50	7,500.00	15,000,000.00	15,001,245.00
FHLMC NOTES (CALLABLE) DTD 09/25/2012 0.500% 09/25/2015	3134G3L24	15,000,000.00	AA+	Aaa	09/12/12	09/25/12	15,000,000.00	0.50	7,500.00	15,000,000.00	15,001,245.00
FHLMC NOTES (CALLABLE) DTD 09/25/2012 0.500% 09/25/2015	3134G3L24	20,000,000.00	AA+	Aaa	09/12/12	09/25/12	20,000,000.00	0.50	10,000.00	20,000,000.00	20,001,660.00
FNMA NOTES DTD 01/18/2011 2.250% 03/15/2016	3135G0AL7	50,000,000.00	AA+	Aaa	02/10/12	02/13/12	52,881,500.00	0.81	143,750.00	52,383,351.00	52,833,450.00
FNMA NOTES DTD 01/18/2011 2.250% 03/15/2016	3135G0AL7	50,000,000.00	AA+	Aaa	02/10/12	02/13/12	52,881,500.00	0.81	143,750.00	52,383,351.00	52,833,450.00
FANNIE MAE GLOBAL NOTES DTD 07/20/2012 0.875% 08/28/2017	3135G0MZ3	50,000,000.00	AA+	Aaa	09/18/12	09/19/12	50,046,000.00	0.86	76,562.50	50,044,946.50	50,208,950.00



**Managed Account Detail of Securities Held**

For the Month Ending **October 31, 2012**

**SAN BERNARDINO COUNTY - 76990800**

Security Type/Description Dated Date/Coupon/Maturity	CUSIP	Par	S&P Rating	Moody's Rating	Trade Date	Settle Date	Original Cost	YTM at Cost	Accrued Interest	Amortized Cost	Market Value
<b>Security Type Sub-Total</b>		<b>1,873,234,000.00</b>					<b>1,896,082,166.22</b>	<b>0.73</b>	<b>4,709,880.96</b>	<b>1,883,418,026.45</b>	<b>1,890,217,273.83</b>
<b>Commercial Paper</b>											
BANK OF NOVA SCOTIA NY COMM PAPER -- 0.000% 11/01/2012	06416JL19	15,000,000.00	A-1+	P-1	10/19/12	10/19/12	14,999,295.83	0.13	0.00	15,000,000.00	14,999,955.00
RABOBANK USA FIN CORP COMM PAPER -- 0.000% 11/01/2012	74977KL15	27,000,000.00	A-1+	P-1	10/31/12	10/31/12	26,999,895.00	0.14	0.00	27,000,000.00	26,999,892.00
NORDEA NORTH AMERICA INC COMM PAPER -- 0.000% 11/01/2012	6555P0L15	50,000,000.00	A-1+	P-1	07/31/12	07/31/12	49,971,583.33	0.22	0.00	50,000,000.00	49,999,850.00
GENERAL ELECTRIC CO COMM PAPER -- 0.000% 11/01/2012	36960LL11	50,000,000.00	A-1+	P-1	10/23/12	10/23/12	49,998,375.00	0.13	0.00	50,000,000.00	49,999,800.00
RABOBANK USA FIN CORP COMM PAPER -- 0.000% 11/01/2012	74977KL15	50,000,000.00	A-1+	P-1	10/31/12	10/31/12	49,999,805.56	0.14	0.00	50,000,000.00	49,999,800.00
RABOBANK USA FIN CORP COMM PAPER -- 0.000% 11/01/2012	74977KL15	50,000,000.00	A-1+	P-1	10/31/12	10/31/12	49,999,805.56	0.14	0.00	50,000,000.00	49,999,800.00
RABOBANK USA FIN CORP COMM PAPER -- 0.000% 11/01/2012	74977KL15	50,000,000.00	A-1+	P-1	10/31/12	10/31/12	49,999,805.56	0.14	0.00	50,000,000.00	49,999,800.00
US BANK NA COMM PAPER -- 0.000% 11/01/2012	9033E0L12	50,000,000.00	A-1+	P-1	10/31/12	10/31/12	49,999,930.56	0.05	0.00	50,000,000.00	49,999,850.00
GENERAL ELEC CAP CORP COMM PAPER -- 0.000% 11/07/2012	36959HL70	30,000,000.00	A-1+	P-1	09/18/12	09/18/12	29,995,416.67	0.11	0.00	29,999,450.10	29,999,130.00
GENERAL ELEC CAP CORP COMM PAPER -- 0.000% 11/09/2012	36959HL96	5,000,000.00	A-1+	P-1	10/17/12	10/17/12	4,999,680.56	0.10	0.00	4,999,888.90	4,999,815.00
GENERAL ELEC CAP CORP COMM PAPER -- 0.000% 11/09/2012	36959HL96	50,000,000.00	A-1+	P-1	10/17/12	10/17/12	49,996,805.56	0.10	0.00	49,998,889.00	49,998,150.00
GENERAL ELEC CAP CORP COMM PAPER -- 0.000% 11/15/2012	36959HLF2	25,000,000.00	A-1+	P-1	08/27/12	08/27/12	24,992,222.22	0.14	0.00	24,998,639.00	24,998,450.00
BANK OF NOVA SCOTIA NY COMM PAPER -- 0.000% 11/16/2012	06416JLG6	50,000,000.00	A-1+	P-1	09/26/12	09/26/12	49,990,083.33	0.14	0.00	49,997,083.50	49,997,500.00



## Managed Account Detail of Securities Held

For the Month Ending **October 31, 2012**

### SAN BERNARDINO COUNTY - 76990800

Security Type/Description Dated Date/Coupon/Maturity	CUSIP	Par	S&P Rating	Moody's Rating	Trade Date	Settle Date	Original Cost	YTM at Cost	Accrued Interest	Amortized Cost	Market Value
<b>Commercial Paper</b>											
NORDEA NORTH AMERICA INC COMM PAPER -- 0.000% 12/03/2012	6555P0M30	20,000,000.00	A-1+	P-1	08/30/12	08/30/12	19,988,916.67	0.21	0.00	19,996,266.60	19,997,360.00
GENERAL ELECTRIC CO COMM PAPER -- 0.000% 12/03/2012	36960LM36	25,000,000.00	A-1+	P-1	10/29/12	10/29/12	24,996,597.22	0.14	0.00	24,996,889.00	24,996,325.00
NORDEA NORTH AMERICA INC COMM PAPER -- 0.000% 12/03/2012	6555P0M30	50,000,000.00	A-1+	P-1	08/30/12	08/30/12	49,972,291.67	0.21	0.00	49,990,666.50	49,993,400.00
BANK OF NOVA SCOTIA NY COMM PAPER -- 0.000% 02/01/2013	06416JP15	50,000,000.00	A-1+	P-1	10/17/12	10/17/12	49,970,277.78	0.20	0.00	49,974,444.50	49,971,450.00
<b>Security Type Sub-Total</b>		<b>647,000,000.00</b>					<b>646,870,788.08</b>	<b>0.15</b>	<b>0.00</b>	<b>646,952,217.10</b>	<b>646,950,327.00</b>
<b>Certificate of Deposit</b>											
WESTPAC BANKING CORP NY CERT DEPOS DTD 05/10/2012 0.300% 11/01/2012	96121TMS4	25,000,000.00	A-1+	P-1	05/09/12	05/10/12	25,000,000.00	0.30	36,458.33	25,000,000.00	25,000,035.00
BANK OF MONTREAL CHICAGO CERT DEPOS DTD 09/04/2012 0.170% 11/01/2012	06366VV52	50,000,000.00	A-1	P-1	09/04/12	09/04/12	50,000,000.00	0.17	13,694.44	50,000,000.00	49,999,889.00
BANK OF MONTREAL CHICAGO CERT DEPOS DTD 09/27/2012 0.140% 11/01/2012	06366V5U6	50,000,000.00	A-1	P-1	09/27/12	09/27/12	50,000,000.00	0.14	6,805.56	50,000,000.00	49,999,847.00
TORONTO DOMINION BANK NY CERT DEPOS DTD 11/14/2011 0.600% 11/14/2012	89112XEY7	50,000,000.00	A-1+	P-1	11/10/11	11/14/11	50,000,000.00	0.60	294,166.67	50,000,000.00	50,006,775.00
TORONTO DOMINION BANK NY CERT DEPOS DTD 10/11/2012 0.170% 11/16/2012	89112WCP0	25,000,000.00	A-1+	P-1	10/11/12	10/11/12	25,000,000.00	0.17	2,479.17	25,000,000.00	24,999,111.00
ROYAL BANK OF CANADA NY CERT DEPOS DTD 11/18/2011 0.690% 11/19/2012	78009NBW5	50,000,000.00	A-1+	P-1	11/16/11	11/18/11	50,000,000.00	0.69	334,458.33	50,000,000.00	50,011,565.00
CBA NY CERT DEPOS DTD 06/07/2012 0.380% 12/07/2012	20271EJA8	25,000,000.00	A-1+	P-1	06/05/12	06/07/12	25,000,000.00	0.38	38,791.67	25,000,000.00	25,003,330.00



**Managed Account Detail of Securities Held**

For the Month Ending **October 31, 2012**

**SAN BERNARDINO COUNTY - 76990800**

<b>Security Type/Description Dated Date/Coupon/Maturity</b>	<b>CUSIP</b>	<b>Par</b>	<b>S&amp;P Rating</b>	<b>Moody's Rating</b>	<b>Trade Date</b>	<b>Settle Date</b>	<b>Original Cost</b>	<b>YTM at Cost</b>	<b>Accrued Interest</b>	<b>Amortized Cost</b>	<b>Market Value</b>
<b>Certificate of Deposit</b>											
ROYAL BANK OF CANADA NY CERT DEPOS DTD 12/12/2011 0.660% 12/12/2012	78009NCK0	50,000,000.00	A-1+	P-1	12/08/11	12/12/11	50,000,000.00	0.66	297,916.67	50,000,000.00	50,023,825.00
BANK OF MONTREAL CHICAGO CERT DEPOS DTD 09/18/2012 0.170% 12/21/2012	06366V3U8	50,000,000.00	A-1	P-1	09/18/12	09/18/12	50,000,000.00	0.17	10,388.89	50,000,000.00	49,994,331.50
SVENSKA HANDELSBANKEN NY CERT DEPOS DTD 10/01/2012 0.215% 01/02/2013	86958CJR6	50,000,000.00	A-1+	P-1	10/01/12	10/01/12	50,000,000.00	0.22	9,256.94	50,000,000.00	49,996,585.00
ROYAL BANK OF CANADA NY CERT DEPOS DTD 01/10/2012 0.650% 01/10/2013	78009NDH6	25,000,000.00	A-1+	P-1	01/10/12	01/10/12	25,000,000.00	0.65	133,611.11	25,000,000.00	25,018,942.50
CBA AUSTRALIA CERT DEPOS DTD 07/30/2012 0.280% 01/25/2013	20271EJD2	50,000,000.00	A-1+	P-1	07/26/12	07/30/12	50,000,000.00	0.28	36,555.56	50,000,000.00	49,999,581.00
ROYAL BANK OF CANADA NY CERT DEPOS DTD 01/27/2012 0.550% 01/28/2013	78009NDT0	25,000,000.00	A-1+	P-1	01/25/12	01/27/12	25,000,000.00	0.55	106,562.50	25,000,000.00	25,016,160.00
<b>SVENSKA HANDELSBANKEN NY CERT DEPOS DTD 11/01/2012 0.235% 02/01/2013</b>	<b>86958CLR3</b>	<b>50,000,000.00</b>	<b>A-1+</b>	<b>P-1</b>	<b>10/31/12</b>	<b>11/01/12</b>	<b>50,000,638.51</b>	<b>0.23</b>	<b>0.00</b>	<b>50,000,638.51</b>	<b>49,992,476.00</b>
COMMONWEALTH OF AUSTRALIA NY CERT DEPOS DTD 08/28/2012 0.300% 02/28/2013	20271EJG5	25,000,000.00	A-1+	P-1	08/27/12	08/28/12	25,000,000.00	0.30	13,541.67	25,000,000.00	24,999,770.00
CBA AUSTRALIA CERT DEPOS DTD 10/04/2012 0.230% 03/27/2013	20271EJL4	25,000,000.00	A-1+	P-1	10/02/12	10/04/12	25,000,000.00	0.23	4,472.22	25,000,000.00	24,991,386.00
TORONTO DOMINION BANK NY CERT DEPOS DTD 06/20/2012 0.500% 06/21/2013	89112XA62	25,000,000.00	A-1+	P-1	06/19/12	06/20/12	25,000,000.00	0.50	46,527.78	25,000,000.00	25,038,675.00
TORONTO DOMINION BANK NY CERT DEPOS DTD 08/28/2012 0.400% 08/28/2013	89112X2K0	50,000,000.00	A-1+	P-1	08/27/12	08/28/12	50,000,000.00	0.40	36,111.11	50,000,000.00	50,001,995.00
BANK OF NOVA SCOTIA HOUSTON CERT DEPOS DTD 10/15/2012 0.320% 10/16/2013	06417FDU1	25,000,000.00	A-1+	P-1	10/15/12	10/15/12	25,000,000.00	0.32	3,777.78	25,000,000.00	24,975,348.25





**Managed Account Detail of Securities Held**

For the Month Ending **October 31, 2012**

**SAN BERNARDINO COUNTY - 76990800**

<b>Security Type/Description</b>	<b>Dated Date/Coupon/Maturity</b>	<b>CUSIP</b>	<b>Par</b>	<b>S&amp;P Rating</b>	<b>Moody's Rating</b>	<b>Trade Date</b>	<b>Settle Date</b>	<b>Original Cost</b>	<b>YTM at Cost</b>	<b>Accrued Interest</b>	<b>Amortized Cost</b>	<b>Market Value</b>
<b>Security Type Sub-Total</b>			<b>725,000,000.00</b>					<b>725,000,638.51</b>	<b>0.36</b>	<b>1,425,576.40</b>	<b>725,000,638.51</b>	<b>725,069,627.25</b>
<b>Managed Account Sub-Total</b>			<b>4,000,234,000.00</b>					<b>4,029,264,540.75</b>	<b>0.52</b>	<b>7,944,242.35</b>	<b>4,015,080,249.06</b>	<b>4,023,707,479.34</b>
<b>Securities Sub-Total</b>			<b>\$4,000,234,000.00</b>					<b>\$4,029,264,540.75</b>	<b>0.52%</b>	<b>\$7,944,242.35</b>	<b>\$4,015,080,249.06</b>	<b>\$4,023,707,479.34</b>
<b>Accrued Interest</b>												<b>\$7,944,242.35</b>
<b>Total Investments</b>												<b>\$4,031,651,721.69</b>

Bolded items are forward settling trades.



**Managed Account Fair Market Value & Analytics**

For the Month Ending **October 31, 2012**

**SAN BERNARDINO COUNTY - 76990800**

<b>Security Type/Description</b>	<b>Dated Date/Coupon/Maturity</b>	<b>CUSIP</b>	<b>Par</b>	<b>Broker</b>	<b>Next Call Date</b>	<b>Market Price</b>	<b>Market Value</b>	<b>Unreal G/L On Cost</b>	<b>Unreal G/L Amort Cost</b>	<b>Effective Duration</b>	<b>Duration to Worst at Mkt</b>	<b>YTM</b>
<b>U.S. Treasury Bond / Note</b>												
US TREASURY NOTES	DTD 11/16/2009 1.375% 11/15/2012	912828LX6	25,000,000.00	CITIGRP		100.04	25,010,750.00	(17,570.31)	(911.25)	0.04	0.04	0.32
US TREASURY NOTES	DTD 01/15/2010 1.375% 01/15/2013	912828MG2	25,000,000.00	DEUTSCHE		100.25	25,062,500.00	(240,234.38)	32,163.25	0.21	0.21	0.16
US TREASURY NOTES	DTD 03/15/2010 1.375% 03/15/2013	912828MT4	25,000,000.00	CITIGRP		100.45	25,112,300.00	(198,246.88)	59,389.25	0.37	0.37	0.17
US TREASURY NOTES	DTD 06/15/2010 1.125% 06/15/2013	912828NH9	25,000,000.00	DEUTSCHE		100.57	25,143,550.00	26,362.50	110,476.75	0.62	0.62	0.20
US TREASURY NOTES	DTD 06/15/2010 1.125% 06/15/2013	912828NH9	25,000,000.00	BK AMER		100.57	25,143,550.00	34,175.00	112,638.75	0.62	0.62	0.20
US TREASURY NOTES	DTD 07/15/2010 1.000% 07/15/2013	912828NN6	25,000,000.00	GOLDMAN		100.56	25,140,625.00	112,304.69	131,784.00	0.70	0.70	0.20
US TREASURY NOTES	DTD 07/15/2010 1.000% 07/15/2013	912828NN6	25,000,000.00	JPMCHASE		100.56	25,140,625.00	140,625.00	140,625.00	0.70	0.70	0.20
US TREASURY NOTES	DTD 02/15/2011 1.250% 02/15/2014	912828OH6	50,000,000.00	MORGANST		101.29	50,646,500.00	(117,171.88)	38,318.00	1.28	1.28	0.25
US TREASURY NOTES	DTD 06/30/2009 2.625% 06/30/2014	912828KY5	50,000,000.00	MORGANST		103.90	51,951,150.00	(513,693.75)	148,819.50	1.63	1.63	0.28
US TREASURY N/B	DTD 08/15/2012 0.250% 08/15/2015	912828TK6	50,000,000.00	GOLDMAN		99.69	49,843,750.00	83,984.37	68,108.50	2.78	2.78	0.36
US TREASURY NOTES	DTD 10/15/2012 0.250% 10/15/2015	912828TT7	25,000,000.00	MORGANST		99.62	24,904,296.88	19,531.25	18,161.38	2.94	2.94	0.38
US TREASURY NOTES	DTD 01/31/2011 2.000% 01/31/2016	912828PS3	25,000,000.00	CITIGRP		105.03	26,257,800.00	8,776.56	17,020.50	3.14	3.14	0.44
US TREASURY NOTES	DTD 08/01/2011 1.500% 07/31/2016	912828OX1	25,000,000.00	BARCLAYS		103.68	25,919,921.88	32,226.57	41,054.63	3.64	3.64	0.51
US TREASURY N/B	DTD 01/03/2012 0.875% 12/31/2016	912828RX0	50,000,000.00	BARCLAYS		101.21	50,605,450.00	390,606.25	422,079.50	4.08	4.08	0.58
US TREASURY N/B	DTD 01/03/2012 0.875% 12/31/2016	912828RX0	50,000,000.00	JPMCHASE		101.21	50,605,450.00	402,325.00	431,978.00	4.08	4.08	0.58
<b>Security Type Sub-Total</b>			<b>500,000,000.00</b>				<b>506,488,218.76</b>	<b>163,999.99</b>	<b>1,771,705.76</b>	<b>2.04</b>	<b>2.04</b>	<b>0.34</b>

**U.S. Treasury Bill**



## Managed Account Fair Market Value & Analytics

For the Month Ending **October 31, 2012**

**SAN BERNARDINO COUNTY - 76990800**

Security Type/Description Dated Date/Coupon/Maturity	CUSIP	Par	Broker	Next Call Date	Market Price	Market Value	Unreal G/L On Cost	Unreal G/L Amort Cost	Effective Duration	Duration to Worst at Mkt	YTM
<b>U.S. Treasury Bill</b>											
US TREASURY BILL -- 0.000% 12/20/2012	9127956X4	50,000,000.00	MORGANST		99.99	49,993,200.00	6,470.83	346.00	0.14	0.14	0.10
<b>Security Type Sub-Total</b>		<b>50,000,000.00</b>				<b>49,993,200.00</b>	<b>6,470.83</b>	<b>346.00</b>	<b>0.14</b>	<b>0.14</b>	<b>0.10</b>
<b>Repurchase Agreement</b>											
GOLDMAN SACHS & CO REPO AGRMT DTD 10/31/2012 0.230% 11/01/2012	RE0937368	50,000,000.00	GOLDMAN		100.00	49,999,834.50	(165.50)	(165.50)	0.00	0.00	0.35
GOLDMAN SACHS & CO REPO AGRMT DTD 09/07/2012 0.140% 12/03/2012	RE0936600	100,000,000.00	GOLDMAN		99.99	99,988,998.00	(11,002.00)	(11,002.00)	0.09	0.09	0.26
<b>Security Type Sub-Total</b>		<b>150,000,000.00</b>				<b>149,988,832.50</b>	<b>(11,167.50)</b>	<b>(11,167.50)</b>	<b>0.06</b>	<b>0.06</b>	<b>0.29</b>
<b>Money Market Fund</b>											
FEDERATED PRIME OBLIGATION MUTUAL	60934N203	1,000,000.00			1.00	1,000,000.00	0.00	0.00	0.00	0.00	0.07
FEDERATED GOVT OBLIGATIONS FUND	60934N104	1,000,000.00			1.00	1,000,000.00	0.00	0.00	0.00	0.00	0.07
FIDELITY GOV'T MM FUND 57	316175108	3,000,000.00			1.00	3,000,000.00	0.00	0.00	0.00	0.00	0.07
GOLDMAN FS GOVERNMENT MM FUND	38141W273	50,000,000.00			1.00	50,000,000.00	0.00	0.00	0.00	0.00	0.07
<b>Security Type Sub-Total</b>		<b>55,000,000.00</b>				<b>55,000,000.00</b>	<b>0.00</b>	<b>0.00</b>	<b>0.00</b>	<b>0.00</b>	<b>0.07</b>
<b>Federal Agency Bond / Note</b>											
FFCB NOTES DTD 11/02/2010 0.400% 11/02/2012	31331JY56	20,000,000.00	BARCLAYS		100.00	20,000,140.00	95,740.00	277.40	0.01	0.01	0.07
FHLMC NOTES DTD 10/08/2010 0.515% 11/26/2012	3134G1WT7	8,400,000.00	GILFORD		100.02	8,402,066.40	23,654.40	2,816.52	0.07	0.07	0.15
FHLMC NOTES DTD 10/08/2010 0.515% 11/26/2012	3134G1WT7	18,989,000.00	MORGANST		100.02	18,993,671.29	55,371.92	6,433.09	0.07	0.07	0.15
FHLB NOTES DTD 10/30/2009 1.746% 11/30/2012	3133XVMF5	25,000,000.00	MORGANST		100.13	25,031,925.00	(449,825.00)	12,164.50	0.08	0.08	0.21
FHLB BONDS DTD 11/04/2009 1.750% 12/14/2012	3133XVNT4	25,000,000.00	BARCLAYS		100.18	25,045,925.00	(170,325.00)	37,253.50	0.12	0.12	0.21
FHLB BONDS DTD 11/04/2009 1.750% 12/14/2012	3133XVNT4	25,000,000.00	GILFORD		100.18	25,045,925.00	6,425.00	44,329.75	0.12	0.12	0.21



**Managed Account Fair Market Value & Analytics**

For the Month Ending **October 31, 2012**

**SAN BERNARDINO COUNTY - 76990800**

<b>Security Type/Description</b>	<b>Dated Date/Coupon/Maturity</b>	<b>CUSIP</b>	<b>Par</b>	<b>Broker</b>	<b>Next Call Date</b>	<b>Market Price</b>	<b>Market Value</b>	<b>Unreal G/L On Cost</b>	<b>Unreal G/L Amort Cost</b>	<b>Effective Duration</b>	<b>Duration to Worst at Mkt</b>	<b>YTM</b>
<b>Federal Agency Bond / Note</b>												
FHLB BONDS		3133XVNT4	25,000,000.00	BARCLAYS		100.18	25,045,925.00	(519,325.00)	13,131.50	0.12	0.12	0.21
DTD 11/04/2009 1.750% 12/14/2012												
FFCB BONDS		31331JAB9	25,000,000.00	DIRECT		100.22	25,053,875.00	123,875.00	57,384.25	0.15	0.15	0.16
DTD 12/24/2009 1.625% 12/24/2012												
FHLMC NOTES (FLOATING)		3134G1U69	25,000,000.00	STIFEL		100.04	25,008,775.00	(1,425.00)	5,629.75	0.00	0.20	0.17
DTD 01/10/2011 0.360% 01/10/2013												
FHLMC NOTES (FLOATING)		3134G1U69	50,000,000.00	UBS AG		100.04	50,017,550.00	37,750.00	25,292.50	0.00	0.20	0.17
DTD 01/10/2011 0.360% 01/10/2013												
FFCB NOTES (FLOATING)		31331J7K3	50,000,000.00	UBS AG		100.03	50,016,650.00	29,150.00	20,574.00	0.00	0.21	0.16
DTD 01/14/2011 0.350% 01/14/2013												
FHLB GLOBAL NOTES		3133XW7L7	25,000,000.00	MORGANST		100.28	25,069,725.00	(344,525.00)	28,765.50	0.21	0.21	0.16
DTD 12/10/2009 1.500% 01/16/2013												
FHLMC NOTES (FLOATING)		3134G1X90	25,000,000.00	UBS AG		100.04	25,009,400.00	27,050.00	9,400.00	0.00	0.24	0.17
DTD 01/24/2011 0.340% 01/24/2013												
FNMA GLOBAL BENCHMRK NOTES (EX-CALLABLE)		31359MOV8	20,000,000.00	CSFB		101.39	20,277,780.00	(1,253,020.00)	46,680.00	0.31	0.31	0.20
DTD 02/18/2003 4.750% 02/21/2013												
FFCB BONDS		31331JBV4	25,000,000.00	GILFORD		100.45	25,113,650.00	78,400.00	110,015.75	0.31	0.31	0.26
DTD 01/15/2010 1.750% 02/21/2013												
FNMA GLOBAL BENCHMRK NOTES (EX-CALLABLE)		31359MOV8	25,000,000.00	OPPENHIE		101.39	25,347,225.00	(1,707,150.00)	56,693.75	0.31	0.31	0.20
DTD 02/18/2003 4.750% 02/21/2013												
FHLMC NOTES		3137EACS6	25,000,000.00	BARCLAYS		100.24	25,060,175.00	178,425.00	82,909.25	0.41	0.41	0.16
DTD 02/04/2011 0.750% 03/28/2013												
FHLB BONDS (FLOATING)		313375ZY6	25,000,000.00	UBS AG		100.08	25,020,075.00	22,575.00	21,069.75	0.00	0.45	0.19
DTD 10/13/2011 0.370% 04/12/2013												
FFCB BONDS		31331JKS1	25,000,000.00	JPMCHASE		100.78	25,194,125.00	76,025.00	175,719.75	0.46	0.46	0.17
DTD 04/15/2010 1.875% 04/15/2013												
FFCB NOTES		31331KLR9	24,850,000.00	1ST TENN		100.20	24,898,581.75	(17,519.25)	25,544.81	0.56	0.56	0.25
DTD 05/23/2011 0.600% 05/23/2013												
FHLMC FLOATING NOTES		3134G2MJ8	50,000,000.00	BARCLAYS		100.06	50,030,400.00	80,995.00	51,724.50	0.08	0.63	0.07
DTD 06/17/2011 0.164% 06/17/2013												
FNMA GLOBAL NOTES		31398AT44	25,000,000.00	DEUTSCHE		100.85	25,211,900.00	(95,850.00)	127,395.50	0.65	0.65	0.20
DTD 05/21/2010 1.500% 06/26/2013												



**Managed Account Fair Market Value & Analytics**

For the Month Ending **October 31, 2012**

**SAN BERNARDINO COUNTY - 76990800**

<b>Security Type/Description</b>	<b>Dated Date/Coupon/Maturity</b>	<b>CUSIP</b>	<b>Par</b>	<b>Broker</b>	<b>Next Call Date</b>	<b>Market Price</b>	<b>Market Value</b>	<b>Unreal G/L On Cost</b>	<b>Unreal G/L Amort Cost</b>	<b>Effective Duration</b>	<b>Duration to Worst at Mkt</b>	<b>YTM</b>
<b>Federal Agency Bond / Note</b>												
FHLB NOTES		313371PM2	40,565,000.00	MORGANST		100.19	40,641,667.85	565,881.75	207,977.16	0.65	0.65	0.21
DTD 11/08/2010 0.500% 06/26/2013												
FHLB NOTES		313379YQ6	25,000,000.00	JPMCHASE		100.03	25,006,650.00	15,100.00	12,254.25	0.67	0.67	0.21
DTD 06/29/2012 0.250% 07/01/2013												
FHLMC GLOBAL REFERENCE NOTES		3134A4T27	25,000,000.00	BARCLAYS		103.04	25,759,300.00	(1,207,200.00)	77,977.50	0.69	0.69	0.19
DTD 07/18/2003 4.500% 07/15/2013												
FNMA GLOBAL NOTES (EX-CALLABLE)		31359MSL8	13,500,000.00	GILFORD		102.92	13,894,375.50	(712,894.50)	73,877.80	0.70	0.70	0.26
DTD 07/14/2003 4.375% 07/17/2013												
FNMA GLOBAL NOTES (EX-CALLABLE)		31359MSL8	19,950,000.00	BARCLAYS		102.92	20,532,799.35	(1,077,040.65)	104,612.81	0.70	0.70	0.26
DTD 07/14/2003 4.375% 07/17/2013												
FNMA NOTES		3135G0BR3	12,500,000.00	CSFB		100.22	12,526,987.50	49,862.50	35,465.37	0.77	0.77	0.22
DTD 06/17/2011 0.500% 08/09/2013												
FNMA NOTES		3135G0BR3	12,500,000.00	CSFB		100.22	12,526,987.50	47,862.50	34,723.87	0.77	0.77	0.22
DTD 06/17/2011 0.500% 08/09/2013												
FNMA NOTES		31398AX31	50,000,000.00	JPMCHASE		100.80	50,400,700.00	76,700.00	297,832.50	0.80	0.80	0.25
DTD 07/09/2010 1.250% 08/20/2013												
FHLMC NOTES (FLOATING)		3134G2B50	25,000,000.00	UBS PW		100.15	25,037,775.00	50,525.00	37,775.00	0.00	0.84	0.22
DTD 09/01/2011 0.400% 09/03/2013												
FHLMC NOTES (FLOATING)		3134G2K43	25,000,000.00	UBS AG		100.14	25,034,250.00	52,000.00	35,214.75	0.00	0.86	0.23
DTD 09/12/2011 0.380% 09/12/2013												
FHLMC NOTES (FLOATING)		3134G2K43	25,000,000.00	JPMCHASE		100.14	25,034,250.00	47,750.00	36,194.50	0.00	0.86	0.23
DTD 09/12/2011 0.380% 09/12/2013												
FHLB NOTES TAP ISSUE		313370LB2	25,000,000.00	USBPJ		100.68	25,170,898.45	(24,351.55)	111,667.95	0.86	0.86	0.21
DTD 08/09/2010 1.000% 09/13/2013												
FHLB NOTES TAP ISSUE		313370LB2	25,000,000.00	CSFB		100.68	25,170,898.45	(90,851.55)	91,115.20	0.86	0.86	0.21
DTD 08/09/2010 1.000% 09/13/2013												
FHLB NOTES TAP ISSUE		313370LB2	25,000,000.00	RBC CAP		100.68	25,170,898.45	(90,876.55)	91,107.45	0.86	0.86	0.21
DTD 08/09/2010 1.000% 09/13/2013												
FHLB NOTES TAP ISSUE		313370LB2	25,000,000.00	BARCLAYS		100.68	25,170,898.45	(90,881.80)	91,105.95	0.86	0.86	0.21
DTD 08/09/2010 1.000% 09/13/2013												
FHLB NOTES TAP ISSUE		313370LB2	25,000,000.00	CSFB		100.68	25,170,898.45	11,423.45	121,789.70	0.86	0.86	0.21
DTD 08/09/2010 1.000% 09/13/2013												
FNMA NOTES (EX-CALLABLE)		31398A3L4	1,980,000.00	CITIGRP		100.72	1,994,307.48	14,406.48	14,336.67	0.87	0.87	0.30
DTD 09/17/2010 1.125% 09/17/2013												



**Managed Account Fair Market Value & Analytics**

For the Month Ending **October 31, 2012**

**SAN BERNARDINO COUNTY - 76990800**

<b>Security Type/Description</b>	<b>Dated Date/Coupon/Maturity</b>	<b>CUSIP</b>	<b>Par</b>	<b>Broker</b>	<b>Next Call Date</b>	<b>Market Price</b>	<b>Market Value</b>	<b>Unreal G/L On Cost</b>	<b>Unreal G/L Amort Cost</b>	<b>Effective Duration</b>	<b>Duration to Worst at Mkt</b>	<b>YTM</b>
<b>Federal Agency Bond / Note</b>												
FNMA NOTES (EX-CALLABLE)	DTD 09/17/2010 1.125% 09/17/2013	31398A3L4	12,500,000.00	JPMCHASE		100.72	12,590,325.00	90,575.00	90,397.75	0.87	0.87	0.30
FNMA NOTES (EX-CALLABLE)	DTD 09/17/2010 1.125% 09/17/2013	31398A3L4	12,500,000.00	JPMCHASE		100.72	12,590,325.00	90,575.00	90,397.75	0.87	0.87	0.30
FHLMC GLOBAL REFERENCE NOTES	DTD 08/20/2008 4.125% 09/27/2013	3137EABS7	25,000,000.00	UBS AG		103.54	25,884,975.00	(1,332,525.00)	166,471.75	0.89	0.89	0.21
FHLMC GLOBAL REFERENCE NOTES	DTD 08/20/2008 4.125% 09/27/2013	3137EABS7	25,000,000.00	UBS AG		103.54	25,884,975.00	(1,300,525.00)	172,505.50	0.89	0.89	0.21
FNMA NOTES	DTD 08/02/2010 1.125% 09/30/2013	31398A2M3	25,000,000.00	BARCLAYS		100.83	25,206,425.00	165,175.00	193,954.75	0.91	0.91	0.22
FNMA NOTES (EX-CALLABLE)	DTD 10/08/2010 1.125% 10/08/2013	31398A4H2	25,000,000.00	DEUTSCHE		100.85	25,211,450.00	211,450.00	211,450.00	0.93	0.93	0.22
FHLMC NOTES	DTD 08/20/2010 0.875% 10/28/2013	3137EACL1	25,000,000.00	CSFB		100.64	25,159,625.00	255,949.25	190,263.50	0.99	0.99	0.23
FHLB NOTES	DTD 11/09/2010 0.500% 12/13/2013	313371PU4	845,000.00	RBC CAP		100.18	846,517.62	19,347.12	8,240.85	1.11	1.11	0.34
FHLB NOTES	DTD 11/09/2010 0.500% 12/13/2013	313371PU4	18,610,000.00	RBC CAP		100.18	18,643,423.56	426,094.56	181,493.65	1.11	1.11	0.34
FNMA NOTES	DTD 11/01/2010 0.750% 12/18/2013	31398A5W8	5,545,000.00	RBC CAP		100.61	5,578,735.78	98,889.53	60,900.13	1.12	1.12	0.21
FNMA NOTES	DTD 11/01/2010 0.750% 12/18/2013	31398A5W8	25,000,000.00	CITIGRP		100.61	25,152,100.00	334,100.00	219,413.50	1.12	1.12	0.21
FHLMC NOTES	DTD 01/06/2011 1.375% 02/25/2014	3137EACR8	25,000,000.00	MORGANST		101.44	25,361,225.00	408,475.00	381,832.50	1.30	1.30	0.27
FNMA GLOBAL NOTES	DTD 05/15/2009 2.500% 05/15/2014	31398AXJ6	25,000,000.00	BARCLAYS		103.37	25,842,675.00	(309,825.00)	129,540.00	1.50	1.50	0.30
FHLMC NOTES	DTD 06/02/2011 1.000% 07/30/2014	3137EACU1	25,000,000.00	BARCLAYS		101.22	25,304,925.00	284,425.00	293,414.50	1.73	1.73	0.30
FFCB NOTES (FLOAT)	DTD 08/01/2012 0.320% 08/01/2014	3133EAB49	50,000,000.00	JPMCHASE		100.05	50,026,050.00	26,050.00	26,050.00	0.00	1.75	0.27
FREDDIE MAC GLOBAL NOTES	DTD 07/26/2011 1.000% 08/20/2014	3134G2UA8	25,000,000.00	MORGANST		101.18	25,294,400.00	139,650.00	191,633.25	1.78	1.78	0.34
FREDDIE MAC GLOBAL NOTES	DTD 07/26/2011 1.000% 08/20/2014	3134G2UA8	25,000,000.00	MORGANST		101.18	25,294,400.00	(1,600.00)	50,081.75	1.78	1.78	0.34



**Managed Account Fair Market Value & Analytics**

For the Month Ending **October 31, 2012**

**SAN BERNARDINO COUNTY - 76990800**

<b>Security Type/Description Dated Date/Coupon/Maturity</b>	<b>CUSIP</b>	<b>Par</b>	<b>Broker</b>	<b>Next Call Date</b>	<b>Market Price</b>	<b>Market Value</b>	<b>Unreal G/L On Cost</b>	<b>Unreal G/L Amort Cost</b>	<b>Effective Duration</b>	<b>Duration to Worst at Mkt</b>	<b>YTM</b>
<b>Federal Agency Bond / Note</b>											
FREDDIE MAC GLOBAL NOTES DTD 07/26/2011 1.000% 08/20/2014	3134G2UA8	25,000,000.00	CSFB		101.18	25,294,400.00	(38,100.00)	(14,815.25)	1.78	1.78	0.34
FREDDIE MAC GLOBAL NOTES DTD 07/26/2011 1.000% 08/20/2014	3134G2UA8	25,000,000.00	MIZUHO		101.18	25,294,400.00	(38,350.00)	(15,047.75)	1.78	1.78	0.34
FREDDIE MAC GLOBAL NOTES DTD 08/05/2011 0.750% 09/22/2014	3134G2WG3	55,000,000.00	BARCLAYS		100.79	55,433,840.00	351,340.00	381,326.00	1.88	1.88	0.33
FANNIE MAE GLOBAL NOTES DTD 09/27/2011 0.625% 10/30/2014	3135G0DW0	25,000,000.00	CSFB		100.57	25,141,875.00	174,375.00	164,783.75	1.99	1.99	0.34
FHLMC NOTES DTD 08/27/2012 0.350% 12/05/2014	3134G3H78	25,000,000.00	MIZUHO		100.00	25,000,300.00	9,050.00	8,665.25	2.08	2.08	0.35
FHLMC NOTES DTD 08/27/2012 0.350% 12/05/2014	3134G3H78	50,000,000.00	BARCLAYS		100.00	50,000,600.00	20,100.00	19,242.50	2.08	2.08	0.35
FHLMC NOTES DTD 12/16/2011 0.625% 12/29/2014	3137EADA4	25,000,000.00	BARCLAYS		100.58	25,144,625.00	14,625.00	47,491.50	2.14	2.14	0.36
FFCB NOTES DTD 05/01/2012 0.500% 05/01/2015	3133EANJ3	25,000,000.00	MORGANST		100.30	25,074,725.00	110,450.00	104,563.50	2.48	2.48	0.38
FNMA NOTES (CALLABLE) DTD 08/07/2012 0.500% 08/07/2015	3135G0NG4	50,000,000.00	JPMCHASE	08/07/13	99.88	49,939,950.00	(59,550.00)	(59,588.50)	1.55	2.74	0.54
FHLMC NOTES (CALLABLE) DTD 09/25/2012 0.500% 09/25/2015	3134G3L24	15,000,000.00	JPMCHASE	09/25/13	100.01	15,001,245.00	1,245.00	1,245.00	2.47	0.90	0.50
FHLMC NOTES (CALLABLE) DTD 09/25/2012 0.500% 09/25/2015	3134G3L24	15,000,000.00	UBS AG	09/25/13	100.01	15,001,245.00	1,245.00	1,245.00	2.47	0.90	0.50
FHLMC NOTES (CALLABLE) DTD 09/25/2012 0.500% 09/25/2015	3134G3L24	20,000,000.00	CSFB	09/25/13	100.01	20,001,660.00	1,660.00	1,660.00	2.47	0.90	0.50
FNMA NOTES DTD 01/18/2011 2.250% 03/15/2016	3135G0AL7	50,000,000.00	CANTFITZ		105.67	52,833,450.00	(48,050.00)	450,099.00	3.25	3.25	0.55
FNMA NOTES DTD 01/18/2011 2.250% 03/15/2016	3135G0AL7	50,000,000.00	CANTFITZ		105.67	52,833,450.00	(48,050.00)	450,099.00	3.25	3.25	0.55
FANNIE MAE GLOBAL NOTES DTD 07/20/2012 0.875% 08/28/2017	3135G0MZ3	50,000,000.00	MORGANST		100.42	50,208,950.00	162,950.00	164,003.50	4.71	4.71	0.79
<b>Security Type Sub-Total</b>		<b>1,873,234,000.00</b>				<b>1,890,217,273.83</b>	<b>(5,864,892.39)</b>	<b>6,799,247.38</b>	<b>1.09</b>	<b>1.19</b>	<b>0.28</b>

**Commercial Paper**



**Managed Account Fair Market Value & Analytics**

For the Month Ending **October 31, 2012**

**SAN BERNARDINO COUNTY - 76990800**

<b>Security Type/Description</b>	<b>Dated Date/Coupon/Maturity</b>	<b>CUSIP</b>	<b>Par</b>	<b>Broker</b>	<b>Next Call Date</b>	<b>Market Price</b>	<b>Market Value</b>	<b>Unreal G/L On Cost</b>	<b>Unreal G/L Amort Cost</b>	<b>Effective Duration</b>	<b>Duration to Worst at Mkt</b>	<b>YTM</b>
<b>Commercial Paper</b>												
BANK OF NOVA SCOTIA NY COMM PAPER	-- 0.000% 11/01/2012	06416JL19	15,000,000.00	BNP DIR		100.00	14,999,955.00	659.17	(45.00)	0.00	0.00	0.11
RABOBANK USA FIN CORP COMM PAPER	-- 0.000% 11/01/2012	74977KL15	27,000,000.00	RABOBANK		100.00	26,999,892.00	(3.00)	(108.00)	0.00	0.00	0.14
NORDEA NORTH AMERICA INC COMM PAPER	-- 0.000% 11/01/2012	6555POL15	50,000,000.00	CSFB		100.00	49,999,850.00	28,266.67	(150.00)	0.00	0.00	0.11
GENERAL ELECTRIC CO COMM PAPER	-- 0.000% 11/01/2012	36960LL11	50,000,000.00	GE CO		100.00	49,999,800.00	1,425.00	(200.00)	0.00	0.00	0.14
RABOBANK USA FIN CORP COMM PAPER	-- 0.000% 11/01/2012	74977KL15	50,000,000.00	RABOBANK		100.00	49,999,800.00	(5.56)	(200.00)	0.00	0.00	0.14
RABOBANK USA FIN CORP COMM PAPER	-- 0.000% 11/01/2012	74977KL15	50,000,000.00	RABOBANK		100.00	49,999,800.00	(5.56)	(200.00)	0.00	0.00	0.14
RABOBANK USA FIN CORP COMM PAPER	-- 0.000% 11/01/2012	74977KL15	50,000,000.00	RABOBANK		100.00	49,999,800.00	(5.56)	(200.00)	0.00	0.00	0.14
US BANK NA COMM PAPER	-- 0.000% 11/01/2012	9033EOL12	50,000,000.00	US BANK		100.00	49,999,850.00	(80.56)	(150.00)	0.00	0.00	0.11
GENERAL ELEC CAP CORP COMM PAPER	-- 0.000% 11/07/2012	36959HL70	30,000,000.00	GECC		100.00	29,999,130.00	3,713.33	(320.10)	0.02	0.02	0.15
GENERAL ELEC CAP CORP COMM PAPER	-- 0.000% 11/09/2012	36959HL96	5,000,000.00	GECC		100.00	4,999,815.00	134.44	(73.90)	0.02	0.02	0.15
GENERAL ELEC CAP CORP COMM PAPER	-- 0.000% 11/09/2012	36959HL96	50,000,000.00	GECC		100.00	49,998,150.00	1,344.44	(739.00)	0.02	0.02	0.15
GENERAL ELEC CAP CORP COMM PAPER	-- 0.000% 11/15/2012	36959HLF2	25,000,000.00	GECC		99.99	24,998,450.00	6,227.78	(189.00)	0.04	0.04	0.15
BANK OF NOVA SCOTIA NY COMM PAPER	-- 0.000% 11/16/2012	06416JLG6	50,000,000.00	BNS		100.00	49,997,500.00	7,416.67	416.50	0.04	0.04	0.11
NORDEA NORTH AMERICA INC COMM PAPER	-- 0.000% 12/03/2012	6555POM30	20,000,000.00	CREDITAG		99.99	19,997,360.00	8,443.33	1,093.40	0.09	0.09	0.14
GENERAL ELECTRIC CO COMM PAPER	-- 0.000% 12/03/2012	36960LM36	25,000,000.00	GE CO		99.99	24,996,325.00	(272.22)	(564.00)	0.09	0.09	0.16





**Managed Account Fair Market Value & Analytics**

For the Month Ending **October 31, 2012**

**SAN BERNARDINO COUNTY - 76990800**

<b>Security Type/Description</b>	<b>Dated Date/Coupon/Maturity</b>	<b>CUSIP</b>	<b>Par</b>	<b>Broker</b>	<b>Next Call Date</b>	<b>Market Price</b>	<b>Market Value</b>	<b>Unreal G/L On Cost</b>	<b>Unreal G/L Amort Cost</b>	<b>Effective Duration</b>	<b>Duration to Worst at Mkt</b>	<b>YTM</b>
<b>Commercial Paper</b>												
NORDEA NORTH AMERICA INC COMM PAPER	0.000% 12/03/2012	6555P0M30	50,000,000.00	CREDITAG		99.99	49,993,400.00	21,108.33	2,733.50	0.09	0.09	0.14
BANK OF NOVA SCOTIA NY COMM PAPER	0.000% 02/01/2013	06416JP15	50,000,000.00	BNS		99.94	49,971,450.00	1,172.22	(2,994.50)	0.25	0.25	0.22
<b>Security Type Sub-Total</b>			<b>647,000,000.00</b>				<b>646,950,327.00</b>	<b>79,538.92</b>	<b>(1,890.10)</b>	<b>0.04</b>	<b>0.04</b>	<b>0.14</b>
<b>Certificate of Deposit</b>												
WESTPAC BANKING CORP NY CERT DEPOS DTD 05/10/2012 0.300% 11/01/2012		96121TMS4	25,000,000.00	ICAP		100.00	25,000,035.00	35.00	35.00	0.00	0.00	0.25
BANK OF MONTREAL CHICAGO CERT DEPOS DTD 09/04/2012 0.170% 11/01/2012		06366VV52	50,000,000.00	MORGANST		100.00	49,999,889.00	(111.00)	(111.00)	0.00	0.00	0.25
BANK OF MONTREAL CHICAGO CERT DEPOS DTD 09/27/2012 0.140% 11/01/2012		06366V5U6	50,000,000.00	MORGANST		100.00	49,999,847.00	(153.00)	(153.00)	0.00	0.00	0.25
TORONTO DOMINION BANK NY CERT DEPOS DTD 11/14/2011 0.600% 11/14/2012		89112XEY7	50,000,000.00	TOR DOM		100.01	50,006,775.00	6,775.00	6,775.00	0.04	0.04	0.25
TORONTO DOMINION BANK NY CERT DEPOS DTD 10/11/2012 0.170% 11/16/2012		89112WCP0	25,000,000.00	TOR DOM		100.00	24,999,111.00	(889.00)	(889.00)	0.04	0.04	0.25
ROYAL BANK OF CANADA NY CERT DEPOS DTD 11/18/2011 0.690% 11/19/2012		78009NBW5	50,000,000.00	RBC CAP		100.02	50,011,565.00	11,565.00	11,565.00	0.05	0.05	0.25
CBA NY CERT DEPOS DTD 06/07/2012 0.380% 12/07/2012		20271EJA8	25,000,000.00	ICAP		100.01	25,003,330.00	3,330.00	3,330.00	0.10	0.10	0.25
ROYAL BANK OF CANADA NY CERT DEPOS DTD 12/12/2011 0.660% 12/12/2012		78009NCK0	50,000,000.00	RBC CAP		100.05	50,023,825.00	23,825.00	23,825.00	0.11	0.11	0.25
BANK OF MONTREAL CHICAGO CERT DEPOS DTD 09/18/2012 0.170% 12/21/2012		06366V3U8	50,000,000.00	MORGANST		99.99	49,994,331.50	(5,668.50)	(5,668.50)	0.14	0.14	0.25



## Managed Account Fair Market Value & Analytics

For the Month Ending **October 31, 2012**

**SAN BERNARDINO COUNTY - 76990800**

Security Type/Description Dated Date/Coupon/Maturity	CUSIP	Par	Broker	Next Call Date	Market Price	Market Value	Unreal G/L On Cost	Unreal G/L Amort Cost	Effective Duration	Duration to Worst at Mkt	YTM
<b>Certificate of Deposit</b>											
SVENSKA HANDELSBANKEN NY CERT DEPOS DTD 10/01/2012 0.215% 01/02/2013	86958CJR6	50,000,000.00	RBC CAP		99.99	49,996,585.00	(3,415.00)	(3,415.00)	0.17	0.17	0.25
ROYAL BANK OF CANADA NY CERT DEPOS DTD 01/10/2012 0.650% 01/10/2013	78009NDH6	25,000,000.00	RBC CAP		100.08	25,018,942.50	18,942.50	18,942.50	0.19	0.19	0.26
CBA AUSTRALIA CERT DEPOS DTD 07/30/2012 0.280% 01/25/2013	20271EJD2	50,000,000.00	ICAP		100.00	49,999,581.00	(419.00)	(419.00)	0.24	0.24	0.28
ROYAL BANK OF CANADA NY CERT DEPOS DTD 01/27/2012 0.550% 01/28/2013	78009NDT0	25,000,000.00	RBC CAP		100.06	25,016,160.00	16,160.00	16,160.00	0.24	0.24	0.29
<b>SVENSKA HANDELSBANKEN NY CERT DEPOS DTD 11/01/2012 0.235% 02/01/2013</b>	<b>86958CLR3</b>	<b>50,000,000.00</b>	<b>BARCLAYS</b>		<b>99.99</b>	<b>49,992,476.00</b>	<b>(8,162.51)</b>	<b>(8,162.51)</b>	<b>0.25</b>	<b>0.25</b>	<b>0.29</b>
COMMONWEALTH OF AUSTRALIA NY CERT DEPOS DTD 08/28/2012 0.300% 02/28/2013	20271EJG5	25,000,000.00	ICAP		100.00	24,999,770.00	(230.00)	(230.00)	0.33	0.33	0.30
CBA AUSTRALIA CERT DEPOS DTD 10/04/2012 0.230% 03/27/2013	20271EJL4	25,000,000.00	ICAP		99.97	24,991,386.00	(8,614.00)	(8,614.00)	0.40	0.40	0.31
TORONTO DOMINION BANK NY CERT DEPOS DTD 06/20/2012 0.500% 06/21/2013	89112XA62	25,000,000.00	TOR DOM		100.15	25,038,675.00	38,675.00	38,675.00	0.64	0.64	0.26
TORONTO DOMINION BANK NY CERT DEPOS DTD 08/28/2012 0.400% 08/28/2013	89112X2K0	50,000,000.00	TOR DOM		100.00	50,001,995.00	1,995.00	1,995.00	0.82	0.82	0.39
BANK OF NOVA SCOTIA HOUSTON CERT DEPOS DTD 10/15/2012 0.320% 10/16/2013	06417FDU1	25,000,000.00	BNS		99.90	24,975,348.25	(24,651.75)	(24,651.75)	0.95	0.95	0.42
<b>Security Type Sub-Total</b>		<b>725,000,000.00</b>				<b>725,069,627.25</b>	<b>68,988.74</b>	<b>68,988.74</b>	<b>0.23</b>	<b>0.23</b>	<b>0.28</b>
<b>Managed Account Sub-Total</b>		<b>4,000,234,000.00</b>				<b>4,023,707,479.34</b>	<b>(5,557,061.41)</b>	<b>8,627,230.28</b>	<b>0.82</b>	<b>0.87</b>	<b>0.26</b>



### Managed Account Fair Market Value & Analytics

For the Month Ending **October 31, 2012**

#### SAN BERNARDINO COUNTY - 76990800

<b>Securities Sub-Total</b>	<b>\$4,000,234,000.00</b>	<b>\$4,023,707,479.34</b>	<b>(\$5,557,061.41)</b>	<b>\$8,627,230.28</b>	<b>0.82</b>	<b>0.87</b>	<b>0.26%</b>
<b>Accrued Interest</b>		<b>\$7,944,242.35</b>					
<b>Total Investments</b>		<b>\$4,031,651,721.69</b>					

Bolded items are forward settling trades.



## Managed Account Security Transactions & Interest

For the Month Ending **October 31, 2012**

**SAN BERNARDINO COUNTY - 76990800**

Transaction Type		Security Description	CUSIP	Par	Principal Proceeds	Accrued Interest	Total	Realized G/L Cost	Realized G/L Amort Cost	Sale Method
Trade	Settle									
<b>BUY</b>										
10/01/12	10/01/12	US BANK NA COMM PAPER -- 0.000% 10/02/2012	9033E0K21	50,000,000.00	(49,999,861.11)	0.00	(49,999,861.11)			
10/01/12	10/01/12	US BANK NA COMM PAPER -- 0.000% 10/02/2012	9033E0K21	50,000,000.00	(49,999,861.11)	0.00	(49,999,861.11)			
10/01/12	10/01/12	US BANK NA COMM PAPER -- 0.000% 10/02/2012	9033E0K21	40,000,000.00	(39,999,888.89)	0.00	(39,999,888.89)			
10/01/12	10/01/12	RABOBANK USA FIN CORP COMM PAPER -- 0.000% 10/02/2012	74977KK24	50,000,000.00	(49,999,819.44)	0.00	(49,999,819.44)			
10/01/12	10/01/12	RABOBANK USA FIN CORP COMM PAPER -- 0.000% 10/02/2012	74977KK24	50,000,000.00	(49,999,819.44)	0.00	(49,999,819.44)			
10/01/12	10/01/12	RABOBANK USA FIN CORP COMM PAPER -- 0.000% 10/02/2012	74977KK24	50,000,000.00	(49,999,819.44)	0.00	(49,999,819.44)			
10/01/12	10/01/12	RABOBANK USA FIN CORP COMM PAPER -- 0.000% 10/02/2012	74977KK24	13,000,000.00	(12,999,953.06)	0.00	(12,999,953.06)			
10/01/12	10/01/12	SVENSKA HANDELSBANKEN NY CERT DEPOS DTD 10/01/2012 0.215% 01/02/2013	86958CJR6	50,000,000.00	(50,000,000.00)	0.00	(50,000,000.00)			
10/01/12	10/01/12	GOLDMAN SACHS & CO REPO AGRMT DTD 10/01/2012 0.210% 10/02/2012	RE0936873	50,000,000.00	(50,000,000.00)	0.00	(50,000,000.00)			
10/02/12	10/02/12	GENERAL ELECTRIC CO COMM PAPER -- 0.000% 10/09/2012	36960LK95	50,000,000.00	(49,998,541.67)	0.00	(49,998,541.67)			
10/02/12	10/02/12	RABOBANK USA FIN CORP COMM PAPER -- 0.000% 10/03/2012	74977KK32	50,000,000.00	(49,999,819.44)	0.00	(49,999,819.44)			
10/02/12	10/02/12	RABOBANK USA FIN CORP COMM PAPER -- 0.000% 10/03/2012	74977KK32	50,000,000.00	(49,999,819.44)	0.00	(49,999,819.44)			
10/02/12	10/02/12	RABOBANK USA FIN CORP COMM PAPER -- 0.000% 10/03/2012	74977KK32	50,000,000.00	(49,999,819.44)	0.00	(49,999,819.44)			



**Managed Account Security Transactions & Interest**

For the Month Ending **October 31, 2012**

**SAN BERNARDINO COUNTY - 76990800**

Transaction Type		Security Description	CUSIP	Par	Principal Proceeds	Accrued Interest	Total	Realized G/L Cost	Realized G/L Amort Cost	Sale Method
Trade	Settle									
<b>BUY</b>										
10/02/12	10/02/12	RABOBANK USA FIN CORP COMM PAPER -- 0.000% 10/03/2012	74977KK32	1,000,000.00	(999,996.39)	0.00	(999,996.39)			
10/02/12	10/02/12	US BANK NA COMM PAPER -- 0.000% 10/03/2012	9033E0K39	50,000,000.00	(49,999,861.11)	0.00	(49,999,861.11)			
10/02/12	10/02/12	US BANK NA COMM PAPER -- 0.000% 10/03/2012	9033E0K39	50,000,000.00	(49,999,861.11)	0.00	(49,999,861.11)			
10/02/12	10/02/12	GOLDMAN SACHS & CO REPO AGRMT DTD 10/02/2012 0.210% 10/03/2012	RE0936907	50,000,000.00	(50,000,000.00)	0.00	(50,000,000.00)			
10/02/12	10/04/12	CBA AUSTRALIA CERT DEPOS DTD 10/04/2012 0.230% 03/27/2013	20271EJL4	25,000,000.00	(25,000,000.00)	0.00	(25,000,000.00)			
10/03/12	10/03/12	GOLDMAN SACHS & CO REPO AGRMT DTD 10/03/2012 0.200% 10/04/2012	RE0936923	50,000,000.00	(50,000,000.00)	0.00	(50,000,000.00)			
10/03/12	10/03/12	US BANK NA COMM PAPER -- 0.000% 10/04/2012	9033E0K47	50,000,000.00	(49,999,861.11)	0.00	(49,999,861.11)			
10/03/12	10/03/12	US BANK NA COMM PAPER -- 0.000% 10/04/2012	9033E0K47	50,000,000.00	(49,999,861.11)	0.00	(49,999,861.11)			
10/03/12	10/03/12	RABOBANK USA FIN CORP COMM PAPER -- 0.000% 10/04/2012	74977KK40	50,000,000.00	(49,999,861.11)	0.00	(49,999,861.11)			
10/03/12	10/03/12	RABOBANK USA FIN CORP COMM PAPER -- 0.000% 10/04/2012	74977KK40	50,000,000.00	(49,999,861.11)	0.00	(49,999,861.11)			
10/03/12	10/03/12	RABOBANK USA FIN CORP COMM PAPER -- 0.000% 10/04/2012	74977KK40	18,000,000.00	(17,999,950.00)	0.00	(17,999,950.00)			
10/04/12	10/04/12	US BANK NA COMM PAPER -- 0.000% 10/05/2012	9033E0K54	50,000,000.00	(49,999,861.11)	0.00	(49,999,861.11)			
10/04/12	10/04/12	RABOBANK USA FIN CORP COMM PAPER -- 0.000% 10/05/2012	74977KK57	6,000,000.00	(5,999,980.00)	0.00	(5,999,980.00)			
10/04/12	10/04/12	US BANK NA COMM PAPER -- 0.000% 10/05/2012	9033E0K54	50,000,000.00	(49,999,861.11)	0.00	(49,999,861.11)			



**Managed Account Security Transactions & Interest**

For the Month Ending **October 31, 2012**

**SAN BERNARDINO COUNTY - 76990800**

Transaction Type		Security Description	CUSIP	Par	Principal Proceeds	Accrued Interest	Total	Realized G/L Cost	Realized G/L Amort Cost	Sale Method
Trade	Settle									
<b>BUY</b>										
10/04/12	10/04/12	RABOBANK USA FIN CORP COMM PAPER -- 0.000% 10/05/2012	74977KK57	50,000,000.00	(49,999,833.33)	0.00	(49,999,833.33)			
10/04/12	10/04/12	GOLDMAN SACHS & CO REPO AGRMT DTD 10/04/2012 0.190% 10/05/2012	RE0936931	50,000,000.00	(50,000,000.00)	0.00	(50,000,000.00)			
10/04/12	10/04/12	RABOBANK USA FIN CORP COMM PAPER -- 0.000% 10/05/2012	74977KK57	50,000,000.00	(49,999,833.33)	0.00	(49,999,833.33)			
10/05/12	10/05/12	RABOBANK USA FIN CORP COMM PAPER -- 0.000% 10/09/2012	74977KK99	50,000,000.00	(49,999,333.33)	0.00	(49,999,333.33)			
10/05/12	10/05/12	RABOBANK USA FIN CORP COMM PAPER -- 0.000% 10/09/2012	74977KK99	50,000,000.00	(49,999,333.33)	0.00	(49,999,333.33)			
10/05/12	10/05/12	RABOBANK USA FIN CORP COMM PAPER -- 0.000% 10/09/2012	74977KK99	30,000,000.00	(29,999,600.00)	0.00	(29,999,600.00)			
10/05/12	10/05/12	US BANK NA COMM PAPER -- 0.000% 10/09/2012	9033E0K96	50,000,000.00	(49,999,444.44)	0.00	(49,999,444.44)			
10/05/12	10/05/12	US BANK NA COMM PAPER -- 0.000% 10/09/2012	9033E0K96	50,000,000.00	(49,999,444.44)	0.00	(49,999,444.44)			
10/05/12	10/05/12	GOLDMAN SACHS & CO REPO AGRMT DTD 10/05/2012 0.190% 10/09/2012	RE0937111	50,000,000.00	(50,000,000.00)	0.00	(50,000,000.00)			
10/09/12	10/09/12	US BANK NA COMM PAPER -- 0.000% 10/10/2012	9033E0KA3	50,000,000.00	(49,999,861.11)	0.00	(49,999,861.11)			
10/09/12	10/09/12	US BANK NA COMM PAPER -- 0.000% 10/10/2012	9033E0KA3	50,000,000.00	(49,999,861.11)	0.00	(49,999,861.11)			
10/09/12	10/09/12	US BANK NA COMM PAPER -- 0.000% 10/10/2012	9033E0KA3	50,000,000.00	(49,999,861.11)	0.00	(49,999,861.11)			
10/09/12	10/09/12	US BANK NA COMM PAPER -- 0.000% 10/10/2012	9033E0KA3	10,000,000.00	(9,999,972.22)	0.00	(9,999,972.22)			
10/09/12	10/09/12	BANK OF NOVA SCOTIA NY COMM PAPER -- 0.000% 10/10/2012	06416JKA0	50,000,000.00	(49,999,833.33)	0.00	(49,999,833.33)			



**Managed Account Security Transactions & Interest**

For the Month Ending **October 31, 2012**

**SAN BERNARDINO COUNTY - 76990800**

Transaction Type		Security Description	CUSIP	Par	Principal Proceeds	Accrued Interest	Total	Realized G/L Cost	Realized G/L Amort Cost	Sale Method
Trade	Settle									
<b>BUY</b>										
10/09/12	10/09/12	BANK OF NOVA SCOTIA NY COMM PAPER -- 0.000% 10/10/2012	06416JKA0	50,000,000.00	(49,999,833.33)	0.00	(49,999,833.33)			
10/09/12	10/09/12	GOLDMAN SACHS & CO REPO AGRMT DTD 10/09/2012 0.190% 10/10/2012	RE0937129	50,000,000.00	(50,000,000.00)	0.00	(50,000,000.00)			
10/10/12	10/10/12	GOLDMAN SACHS & CO REPO AGRMT DTD 10/10/2012 0.190% 10/11/2012	RE0937137	50,000,000.00	(50,000,000.00)	0.00	(50,000,000.00)			
10/10/12	10/10/12	RABOBANK USA FIN CORP COMM PAPER -- 0.000% 10/11/2012	74977KKB4	50,000,000.00	(49,999,819.44)	0.00	(49,999,819.44)			
10/10/12	10/10/12	RABOBANK USA FIN CORP COMM PAPER -- 0.000% 10/11/2012	74977KKB4	50,000,000.00	(49,999,819.44)	0.00	(49,999,819.44)			
10/10/12	10/10/12	RABOBANK USA FIN CORP COMM PAPER -- 0.000% 10/11/2012	74977KKB4	50,000,000.00	(49,999,819.44)	0.00	(49,999,819.44)			
10/10/12	10/10/12	RABOBANK USA FIN CORP COMM PAPER -- 0.000% 10/11/2012	74977KKB4	15,000,000.00	(14,999,945.83)	0.00	(14,999,945.83)			
10/10/12	10/10/12	US BANK NA COMM PAPER -- 0.000% 10/11/2012	9033E0KB1	50,000,000.00	(49,999,861.11)	0.00	(49,999,861.11)			
10/10/12	10/10/12	US BANK NA COMM PAPER -- 0.000% 10/11/2012	9033E0KB1	50,000,000.00	(49,999,861.11)	0.00	(49,999,861.11)			
10/11/12	10/11/12	US BANK NA COMM PAPER -- 0.000% 10/12/2012	9033E0KC9	50,000,000.00	(49,999,888.89)	0.00	(49,999,888.89)			
10/11/12	10/11/12	US BANK NA COMM PAPER -- 0.000% 10/12/2012	9033E0KC9	50,000,000.00	(49,999,888.89)	0.00	(49,999,888.89)			
10/11/12	10/11/12	BANK OF NOVA SCOTIA NY COMM PAPER -- 0.000% 10/12/2012	06416JKC6	50,000,000.00	(49,999,833.33)	0.00	(49,999,833.33)			
10/11/12	10/11/12	BANK OF NOVA SCOTIA NY COMM PAPER -- 0.000% 10/12/2012	06416JKC6	50,000,000.00	(49,999,833.33)	0.00	(49,999,833.33)			



## Managed Account Security Transactions & Interest

For the Month Ending **October 31, 2012**

**SAN BERNARDINO COUNTY - 76990800**

Transaction Type		Security Description	CUSIP	Par	Principal Proceeds	Accrued Interest	Total	Realized G/L Cost	Realized G/L Amort Cost	Sale Method
Trade	Settle									
<b>BUY</b>										
10/11/12	10/11/12	BANK OF MONTREAL CHICAGO CERT DEPOS DTD 10/11/2012 0.180% 10/22/2012	06366XAA0	25,000,000.00	(25,000,000.00)	0.00	(25,000,000.00)			
10/11/12	10/11/12	TORONTO DOMINION BANK NY CERT DEPOS DTD 10/11/2012 0.170% 11/16/2012	89112WCP0	25,000,000.00	(25,000,000.00)	0.00	(25,000,000.00)			
10/11/12	10/11/12	GOLDMAN SACHS & CO REPO AGRMT DTD 10/11/2012 0.200% 10/12/2012	RE0937145	50,000,000.00	(50,000,000.00)	0.00	(50,000,000.00)			
10/11/12	10/12/12	US TREASURY NOTES DTD 11/16/2009 1.375% 11/15/2012	912828LX6	25,000,000.00	(25,028,320.31)	(140,115.49)	(25,168,435.80)			
10/12/12	10/12/12	GOLDMAN SACHS & CO REPO AGRMT DTD 10/12/2012 0.210% 10/15/2012	RE0937160	50,000,000.00	(50,000,000.00)	0.00	(50,000,000.00)			
10/12/12	10/12/12	RABOBANK USA FIN CORP COMM PAPER -- 0.000% 10/15/2012	74977KKF5	50,000,000.00	(49,999,583.33)	0.00	(49,999,583.33)			
10/12/12	10/12/12	RABOBANK USA FIN CORP COMM PAPER -- 0.000% 10/15/2012	74977KKF5	50,000,000.00	(49,999,583.33)	0.00	(49,999,583.33)			
10/12/12	10/12/12	RABOBANK USA FIN CORP COMM PAPER -- 0.000% 10/15/2012	74977KKF5	10,000,000.00	(9,999,916.67)	0.00	(9,999,916.67)			
10/12/12	10/12/12	BANK OF NOVA SCOTIA NY COMM PAPER -- 0.000% 10/15/2012	06416JKF9	50,000,000.00	(49,999,500.00)	0.00	(49,999,500.00)			
10/12/12	10/12/12	BANK OF NOVA SCOTIA NY COMM PAPER -- 0.000% 10/15/2012	06416JKF9	50,000,000.00	(49,999,500.00)	0.00	(49,999,500.00)			
10/15/12	10/15/12	BANK OF NOVA SCOTIA NY COMM PAPER -- 0.000% 10/16/2012	06416JKG7	50,000,000.00	(49,999,833.33)	0.00	(49,999,833.33)			
10/15/12	10/15/12	BANK OF NOVA SCOTIA NY COMM PAPER -- 0.000% 10/16/2012	06416JKG7	25,000,000.00	(24,999,916.67)	0.00	(24,999,916.67)			





**Managed Account Security Transactions & Interest**

For the Month Ending **October 31, 2012**

**SAN BERNARDINO COUNTY - 76990800**

Transaction Type		Security Description	CUSIP	Par	Principal Proceeds	Accrued Interest	Total	Realized G/L Cost	Realized G/L Amort Cost	Sale Method
Trade	Settle									
<b>BUY</b>										
10/15/12	10/15/12	BANK OF NOVA SCOTIA HOUSTON CERT DEPOS DTD 10/15/2012 0.320% 10/16/2013	06417FDU1	25,000,000.00	(25,000,000.00)	0.00	(25,000,000.00)			
10/15/12	10/15/12	RABOBANK USA FIN CORP COMM PAPER -- 0.000% 10/16/2012	74977KKG3	50,000,000.00	(49,999,861.11)	0.00	(49,999,861.11)			
10/15/12	10/15/12	RABOBANK USA FIN CORP COMM PAPER -- 0.000% 10/16/2012	74977KKG3	50,000,000.00	(49,999,861.11)	0.00	(49,999,861.11)			
10/15/12	10/15/12	RABOBANK USA FIN CORP COMM PAPER -- 0.000% 10/16/2012	74977KKG3	21,000,000.00	(20,999,941.67)	0.00	(20,999,941.67)			
10/15/12	10/15/12	GOLDMAN SACHS & CO REPO AGRMT DTD 10/15/2012 0.210% 10/16/2012	RE0937178	50,000,000.00	(50,000,000.00)	0.00	(50,000,000.00)			
10/16/12	10/16/12	GOLDMAN SACHS & CO REPO AGRMT DTD 10/16/2012 0.210% 10/17/2012	RE0937186	50,000,000.00	(50,000,000.00)	0.00	(50,000,000.00)			
10/16/12	10/16/12	RABOBANK USA FIN CORP COMM PAPER -- 0.000% 10/17/2012	74977KKH1	50,000,000.00	(49,999,861.11)	0.00	(49,999,861.11)			
10/16/12	10/16/12	RABOBANK USA FIN CORP COMM PAPER -- 0.000% 10/17/2012	74977KKH1	50,000,000.00	(49,999,861.11)	0.00	(49,999,861.11)			
10/16/12	10/16/12	RABOBANK USA FIN CORP COMM PAPER -- 0.000% 10/17/2012	74977KKH1	20,000,000.00	(19,999,944.44)	0.00	(19,999,944.44)			
10/16/12	10/16/12	BANK OF NOVA SCOTIA NY COMM PAPER -- 0.000% 10/17/2012	06416JKH5	50,000,000.00	(49,999,833.33)	0.00	(49,999,833.33)			
10/16/12	10/16/12	BANK OF NOVA SCOTIA NY COMM PAPER -- 0.000% 10/17/2012	06416JKH5	25,000,000.00	(24,999,916.67)	0.00	(24,999,916.67)			
10/17/12	10/17/12	BANK OF NOVA SCOTIA NY COMM PAPER -- 0.000% 10/18/2012	06416JKJ1	25,000,000.00	(24,999,916.67)	0.00	(24,999,916.67)			



## Managed Account Security Transactions & Interest

For the Month Ending **October 31, 2012**

**SAN BERNARDINO COUNTY - 76990800**

Transaction Type		Security Description	CUSIP	Par	Principal Proceeds	Accrued Interest	Total	Realized G/L Cost	Realized G/L Amort Cost	Sale Method
Trade	Settle									
<b>BUY</b>										
10/17/12	10/17/12	BANK OF NOVA SCOTIA NY COMM PAPER -- 0.000% 02/01/2013	06416JP15	50,000,000.00	(49,970,277.78)	0.00	(49,970,277.78)			
10/17/12	10/17/12	RABOBANK USA FIN CORP COMM PAPER -- 0.000% 10/18/2012	74977KKJ7	50,000,000.00	(49,999,833.33)	0.00	(49,999,833.33)			
10/17/12	10/17/12	RABOBANK USA FIN CORP COMM PAPER -- 0.000% 10/18/2012	74977KKJ7	50,000,000.00	(49,999,833.33)	0.00	(49,999,833.33)			
10/17/12	10/17/12	RABOBANK USA FIN CORP COMM PAPER -- 0.000% 10/18/2012	74977KKJ7	50,000,000.00	(49,999,833.33)	0.00	(49,999,833.33)			
10/17/12	10/17/12	RABOBANK USA FIN CORP COMM PAPER -- 0.000% 10/18/2012	74977KKJ7	25,000,000.00	(24,999,916.67)	0.00	(24,999,916.67)			
10/17/12	10/17/12	GOLDMAN SACHS & CO REPO AGRMT DTD 10/17/2012 0.210% 10/18/2012	RE0937202	50,000,000.00	(50,000,000.00)	0.00	(50,000,000.00)			
10/17/12	10/17/12	GOLDMAN FS GOVERNMENT MM FUND	38141W273	9,000,000.00	(9,000,000.00)	0.00	(9,000,000.00)			
10/17/12	10/17/12	GENERAL ELEC CAP CORP COMM PAPER -- 0.000% 11/09/2012	36959HL96	50,000,000.00	(49,996,805.56)	0.00	(49,996,805.56)			
10/17/12	10/17/12	GENERAL ELEC CAP CORP COMM PAPER -- 0.000% 11/09/2012	36959HL96	5,000,000.00	(4,999,680.56)	0.00	(4,999,680.56)			
10/17/12	10/18/12	US TREASURY NOTES DTD 08/01/2011 1.500% 07/31/2016	912828OX1	25,000,000.00	(25,887,695.31)	(80,502.72)	(25,968,198.03)			
10/18/12	10/18/12	GOLDMAN SACHS & CO REPO AGRMT DTD 10/18/2012 0.210% 10/19/2012	RE0937236	50,000,000.00	(50,000,000.00)	0.00	(50,000,000.00)			
10/18/12	10/18/12	RABOBANK USA FIN CORP COMM PAPER -- 0.000% 10/19/2012	74977KKK4	50,000,000.00	(49,999,861.11)	0.00	(49,999,861.11)			
10/18/12	10/18/12	RABOBANK USA FIN CORP COMM PAPER -- 0.000% 10/19/2012	74977KKK4	50,000,000.00	(49,999,861.11)	0.00	(49,999,861.11)			



**Managed Account Security Transactions & Interest**

For the Month Ending **October 31, 2012**

**SAN BERNARDINO COUNTY - 76990800**

Transaction Type		Security Description	CUSIP	Par	Principal Proceeds	Accrued Interest	Total	Realized G/L Cost	Realized G/L Amort Cost	Sale Method
Trade	Settle									
<b>BUY</b>										
10/18/12	10/18/12	RABOBANK USA FIN CORP COMM PAPER -- 0.000% 10/19/2012	74977KKK4	50,000,000.00	(49,999,861.11)	0.00	(49,999,861.11)			
10/18/12	10/18/12	RABOBANK USA FIN CORP COMM PAPER -- 0.000% 10/19/2012	74977KKK4	30,000,000.00	(29,999,916.67)	0.00	(29,999,916.67)			
10/18/12	10/18/12	BANK OF NOVA SCOTIA NY COMM PAPER -- 0.000% 10/19/2012	06416JKK8	30,000,000.00	(29,999,900.00)	0.00	(29,999,900.00)			
10/18/12	10/19/12	US TREASURY NOTES DTD 10/15/2012 0.250% 10/15/2015	912828TT7	25,000,000.00	(24,884,765.63)	(686.81)	(24,885,452.44)			
10/19/12	10/19/12	GOLDMAN SACHS & CO REPO AGRMT DTD 10/19/2012 0.200% 10/22/2012	RE0937251	50,000,000.00	(50,000,000.00)	0.00	(50,000,000.00)			
10/19/12	10/19/12	BANK OF NOVA SCOTIA NY COMM PAPER -- 0.000% 11/01/2012	06416JL19	15,000,000.00	(14,999,295.83)	0.00	(14,999,295.83)			
10/19/12	10/19/12	RABOBANK USA FIN CORP COMM PAPER -- 0.000% 10/22/2012	74977KKN8	50,000,000.00	(49,999,500.00)	0.00	(49,999,500.00)			
10/19/12	10/19/12	RABOBANK USA FIN CORP COMM PAPER -- 0.000% 10/22/2012	74977KKN8	23,000,000.00	(22,999,770.00)	0.00	(22,999,770.00)			
10/19/12	10/19/12	RABOBANK USA FIN CORP COMM PAPER -- 0.000% 10/22/2012	74977KKN8	50,000,000.00	(49,999,500.00)	0.00	(49,999,500.00)			
10/19/12	10/19/12	RABOBANK USA FIN CORP COMM PAPER -- 0.000% 10/22/2012	74977KKN8	50,000,000.00	(49,999,500.00)	0.00	(49,999,500.00)			
10/22/12	10/22/12	RABOBANK USA FIN CORP COMM PAPER -- 0.000% 10/23/2012	74977KKP3	20,000,000.00	(19,999,933.33)	0.00	(19,999,933.33)			
10/22/12	10/22/12	BANK OF NOVA SCOTIA NY COMM PAPER -- 0.000% 10/23/2012	06416JKP7	30,000,000.00	(29,999,900.00)	0.00	(29,999,900.00)			



## Managed Account Security Transactions & Interest

For the Month Ending **October 31, 2012**

**SAN BERNARDINO COUNTY - 76990800**

Transaction Type		Security Description	CUSIP	Par	Principal Proceeds	Accrued Interest	Total	Realized G/L Cost	Realized G/L Amort Cost	Sale Method
Trade	Settle									
<b>BUY</b>										
10/22/12	10/22/12	RABOBANK USA FIN CORP COMM PAPER -- 0.000% 10/23/2012	74977KKP3	50,000,000.00	(49,999,833.33)	0.00	(49,999,833.33)			
10/22/12	10/22/12	GOLDMAN SACHS & CO REPO AGRMT DTD 10/22/2012 0.160% 10/23/2012	RE0958703	50,000,000.00	(50,000,000.00)	0.00	(50,000,000.00)			
10/22/12	10/22/12	RABOBANK USA FIN CORP COMM PAPER -- 0.000% 10/23/2012	74977KKP3	50,000,000.00	(49,999,833.33)	0.00	(49,999,833.33)			
10/22/12	10/22/12	RABOBANK USA FIN CORP COMM PAPER -- 0.000% 10/23/2012	74977KKP3	50,000,000.00	(49,999,833.33)	0.00	(49,999,833.33)			
10/23/12	10/23/12	RABOBANK USA FIN CORP COMM PAPER -- 0.000% 10/24/2012	74977KKQ1	50,000,000.00	(49,999,833.33)	0.00	(49,999,833.33)			
10/23/12	10/23/12	RABOBANK USA FIN CORP COMM PAPER -- 0.000% 10/24/2012	74977KKO1	50,000,000.00	(49,999,833.33)	0.00	(49,999,833.33)			
10/23/12	10/23/12	RABOBANK USA FIN CORP COMM PAPER -- 0.000% 10/24/2012	74977KKO1	1,000,000.00	(999,996.67)	0.00	(999,996.67)			
10/23/12	10/23/12	GENERAL ELECTRIC CO COMM PAPER -- 0.000% 11/01/2012	36960LL11	50,000,000.00	(49,998,375.00)	0.00	(49,998,375.00)			
10/23/12	10/23/12	GOLDMAN SACHS & CO REPO AGRMT DTD 10/23/2012 0.140% 10/24/2012	RE0958711	50,000,000.00	(50,000,000.00)	0.00	(50,000,000.00)			
10/23/12	10/23/12	BANK OF NOVA SCOTIA NY COMM PAPER -- 0.000% 10/24/2012	06416JKO5	30,000,000.00	(29,999,900.00)	0.00	(29,999,900.00)			
10/23/12	10/24/12	US TREASURY NOTES DTD 01/31/2011 2.000% 01/31/2016	912828PS3	25,000,000.00	(26,249,023.44)	(115,489.13)	(26,364,512.57)			
10/24/12	10/24/12	RABOBANK USA FIN CORP COMM PAPER -- 0.000% 10/25/2012	74977KKR9	50,000,000.00	(49,999,833.33)	0.00	(49,999,833.33)			



## Managed Account Security Transactions & Interest

For the Month Ending **October 31, 2012**

**SAN BERNARDINO COUNTY - 76990800**

Transaction Type		Security Description	CUSIP	Par	Principal Proceeds	Accrued Interest	Total	Realized G/L Cost	Realized G/L Amort Cost	Sale Method
Trade	Settle									
<b>BUY</b>										
10/24/12	10/24/12	RABOBANK USA FIN CORP COMM PAPER -- 0.000% 10/25/2012	74977KKR9	50,000,000.00	(49,999,833.33)	0.00	(49,999,833.33)			
10/24/12	10/24/12	RABOBANK USA FIN CORP COMM PAPER -- 0.000% 10/25/2012	74977KKR9	10,000,000.00	(9,999,966.67)	0.00	(9,999,966.67)			
10/24/12	10/24/12	GOLDMAN SACHS & CO REPO AGRMT DTD 10/24/2012 0.180% 10/25/2012	RE0937293	50,000,000.00	(50,000,000.00)	0.00	(50,000,000.00)			
10/25/12	10/25/12	RABOBANK USA FIN CORP COMM PAPER -- 0.000% 10/26/2012	74977KKS7	50,000,000.00	(49,999,833.33)	0.00	(49,999,833.33)			
10/25/12	10/25/12	RABOBANK USA FIN CORP COMM PAPER -- 0.000% 10/26/2012	74977KKS7	50,000,000.00	(49,999,833.33)	0.00	(49,999,833.33)			
10/25/12	10/25/12	RABOBANK USA FIN CORP COMM PAPER -- 0.000% 10/26/2012	74977KKS7	35,000,000.00	(34,999,883.33)	0.00	(34,999,883.33)			
10/25/12	10/25/12	GOLDMAN SACHS & CO REPO AGRMT DTD 10/25/2012 0.200% 10/26/2012	RE0937319	50,000,000.00	(50,000,000.00)	0.00	(50,000,000.00)			
10/26/12	10/26/12	RABOBANK USA FIN CORP COMM PAPER -- 0.000% 10/29/2012	74977KKV0	50,000,000.00	(49,999,416.67)	0.00	(49,999,416.67)			
10/26/12	10/26/12	RABOBANK USA FIN CORP COMM PAPER -- 0.000% 10/29/2012	74977KKV0	50,000,000.00	(49,999,416.67)	0.00	(49,999,416.67)			
10/26/12	10/26/12	RABOBANK USA FIN CORP COMM PAPER -- 0.000% 10/29/2012	74977KKV0	50,000,000.00	(49,999,416.67)	0.00	(49,999,416.67)			
10/26/12	10/26/12	RABOBANK USA FIN CORP COMM PAPER -- 0.000% 10/29/2012	74977KKV0	25,000,000.00	(24,999,708.33)	0.00	(24,999,708.33)			
10/26/12	10/26/12	GOLDMAN SACHS & CO REPO AGRMT DTD 10/26/2012 0.180% 10/29/2012	RE0937335	50,000,000.00	(50,000,000.00)	0.00	(50,000,000.00)			



**Managed Account Security Transactions & Interest**

For the Month Ending **October 31, 2012**

**SAN BERNARDINO COUNTY - 76990800**

Transaction Type		Security Description	CUSIP	Par	Principal Proceeds	Accrued Interest	Total	Realized G/L Cost	Realized G/L Amort Cost	Sale Method
Trade	Settle									
<b>BUY</b>										
10/29/12	10/29/12	US BANK NA COMM PAPER -- 0.000% 10/30/2012	9033E0KW5	50,000,000.00	(49,999,861.11)	0.00	(49,999,861.11)			
10/29/12	10/29/12	US BANK NA COMM PAPER -- 0.000% 10/30/2012	9033E0KW5	50,000,000.00	(49,999,861.11)	0.00	(49,999,861.11)			
10/29/12	10/29/12	US BANK NA COMM PAPER -- 0.000% 10/30/2012	9033E0KW5	50,000,000.00	(49,999,861.11)	0.00	(49,999,861.11)			
10/29/12	10/29/12	US BANK NA COMM PAPER -- 0.000% 10/30/2012	9033E0KW5	30,000,000.00	(29,999,916.67)	0.00	(29,999,916.67)			
10/29/12	10/29/12	GENERAL ELECTRIC CO COMM PAPER -- 0.000% 12/03/2012	36960LM36	25,000,000.00	(24,996,597.22)	0.00	(24,996,597.22)			
10/29/12	10/29/12	GOLDMAN SACHS & CO REPO AGRMT DTD 10/29/2012 0.210% 10/31/2012	RE0937343	50,000,000.00	(50,000,000.00)	0.00	(50,000,000.00)			
10/30/12	10/30/12	TOYOTA MOTOR CREDIT CORP COMM PAPER -- 0.000% 10/31/2012	89233GKX3	50,000,000.00	(49,999,902.78)	0.00	(49,999,902.78)			
10/30/12	10/30/12	TOYOTA MOTOR CREDIT CORP COMM PAPER -- 0.000% 10/31/2012	89233GKX3	50,000,000.00	(49,999,902.78)	0.00	(49,999,902.78)			
10/30/12	10/30/12	TOYOTA MOTOR CREDIT CORP COMM PAPER -- 0.000% 10/31/2012	89233GKX3	11,000,000.00	(10,999,978.61)	0.00	(10,999,978.61)			
10/30/12	10/30/12	TOYOTA MOTOR CREDIT CORP COMM PAPER -- 0.000% 10/31/2012	89233GKX3	50,000,000.00	(49,999,902.78)	0.00	(49,999,902.78)			
10/30/12	10/30/12	US BANK NA COMM PAPER -- 0.000% 10/31/2012	9033E0KX3	50,000,000.00	(49,999,930.56)	0.00	(49,999,930.56)			
10/30/12	10/30/12	US BANK NA COMM PAPER -- 0.000% 10/31/2012	9033E0KX3	50,000,000.00	(49,999,930.56)	0.00	(49,999,930.56)			
10/31/12	10/31/12	US BANK NA COMM PAPER -- 0.000% 11/01/2012	9033E0L12	50,000,000.00	(49,999,930.56)	0.00	(49,999,930.56)			
10/31/12	10/31/12	RABOBANK USA FIN CORP COMM PAPER -- 0.000% 11/01/2012	74977KL15	50,000,000.00	(49,999,805.56)	0.00	(49,999,805.56)			



**Managed Account Security Transactions & Interest**

For the Month Ending **October 31, 2012**

**SAN BERNARDINO COUNTY - 76990800**

Transaction Type		Security Description	CUSIP	Par	Principal Proceeds	Accrued Interest	Total	Realized G/L Cost	Realized G/L Amort Cost	Sale Method
Trade	Settle									
<b>BUY</b>										
10/31/12	10/31/12	RABOBANK USA FIN CORP COMM PAPER -- 0.000% 11/01/2012	74977KL15	27,000,000.00	(26,999,895.00)	0.00	(26,999,895.00)			
10/31/12	10/31/12	GOLDMAN SACHS & CO REPO AGRMT DTD 10/31/2012 0.230% 11/01/2012	RE0937368	50,000,000.00	(50,000,000.00)	0.00	(50,000,000.00)			
10/31/12	10/31/12	RABOBANK USA FIN CORP COMM PAPER -- 0.000% 11/01/2012	74977KL15	50,000,000.00	(49,999,805.56)	0.00	(49,999,805.56)			
10/31/12	10/31/12	RABOBANK USA FIN CORP COMM PAPER -- 0.000% 11/01/2012	74977KL15	50,000,000.00	(49,999,805.56)	0.00	(49,999,805.56)			
<b>10/31/12</b>	<b>11/01/12</b>	<b>SVENSKA HANDELSBANKEN NY CERT DEPOS DTD 11/01/2012 0.235% 02/01/2013</b>	<b>86958CLR3</b>	<b>50,000,000.00</b>	<b>(50,000,638.51)</b>	<b>0.00</b>	<b>(50,000,638.51)</b>			

**Transaction Type Sub-Total** **6,140,000,000.00 (6,141,990,173.95) (336,794.15) (6,142,326,968.10)**

<b>INTEREST</b>										
10/08/12	10/08/12	FNMA NOTES (EX-CALLABLE) DTD 10/08/2010 1.125% 10/08/2013	31398A4H2	25,000,000.00	0.00	140,625.00	140,625.00			
10/10/12	10/10/12	FHLMC NOTES (FLOATING) DTD 01/10/2011 0.360% 01/10/2013	3134G1U69	25,000,000.00	0.00	21,326.39	21,326.39			
10/10/12	10/10/12	FHLMC NOTES (FLOATING) DTD 01/10/2011 0.360% 01/10/2013	3134G1U69	50,000,000.00	0.00	42,652.79	42,652.79			
10/12/12	10/12/12	FHLMC NOTES (FLOATING) DTD 10/12/2010 0.230% 10/12/2012	3134G1WN0	25,000,000.00	0.00	17,750.01	17,750.01			
10/13/12	10/13/12	FHLB BONDS (FLOATING) DTD 10/13/2011 0.370% 04/12/2013	313375ZY6	25,000,000.00	0.00	21,951.39	21,951.39			
10/14/12	10/14/12	FFCB NOTES (FLOATING) DTD 01/14/2011 0.350% 01/14/2013	31331J7K3	50,000,000.00	0.00	39,944.00	39,944.00			
10/15/12	10/15/12	US TREASURY NOTES DTD 10/15/2009 1.375% 10/15/2012	912828LR9	25,000,000.00	0.00	171,875.00	171,875.00			
10/15/12	10/15/12	FFCB BONDS DTD 04/15/2010 1.875% 04/15/2013	31331JKS1	25,000,000.00	0.00	234,375.00	234,375.00			



## Managed Account Security Transactions & Interest

For the Month Ending **October 31, 2012**

**SAN BERNARDINO COUNTY - 76990800**

Transaction Type		Security Description	CUSIP	Par	Principal Proceeds	Accrued Interest	Total	Realized G/L Cost	Realized G/L Amort Cost	Sale Method
Trade	Settle									
<b>INTEREST</b>										
10/17/12	10/17/12	FHLMC NOTES (CALLED, OMD 10/17/14) DTD 10/17/2011 0.750% 10/17/2012	3134G2X98	25,000,000.00	0.00	93,750.00	93,750.00			
10/17/12	10/17/12	FHLMC NOTES (CALLED, OMD 10/17/14) DTD 10/17/2011 0.750% 10/17/2012	3134G2X98	25,000,000.00	0.00	93,750.00	93,750.00			
10/17/12	10/17/12	FHLMC FLOATING NOTES DTD 06/17/2011 0.164% 06/17/2013	3134G2MJ8	50,000,000.00	0.00	7,114.59	7,114.59			
10/24/12	10/24/12	FHLMC NOTES (FLOATING) DTD 01/24/2011 0.340% 01/24/2013	3134G1X90	25,000,000.00	0.00	20,104.16	20,104.16			
10/25/12	10/25/12	FNMA GLOBAL NOTES (CALLED, OMD 10/25/13) DTD 10/25/2011 0.625% 10/25/2012	3135G0EU3	25,000,000.00	0.00	78,125.00	78,125.00			
10/28/12	10/28/12	FHLMC NOTES DTD 08/20/2010 0.875% 10/28/2013	3137EACL1	25,000,000.00	0.00	109,375.00	109,375.00			
10/30/12	10/30/12	FANNIE MAE GLOBAL NOTES DTD 09/27/2011 0.625% 10/30/2014	3135G0DW0	25,000,000.00	0.00	78,125.00	78,125.00			
10/31/12	10/31/12	FIDELITY GOV'T MM FUND 57	316175108	0.00	0.00	25.91	25.91			
10/31/12	10/31/12	FEDERATED GOVT OBLIGATIONS FUND	60934N104	0.00	0.00	17.69	17.69			
10/31/12	10/31/12	FEDERATED PRIME OBLIGATION MUTUAL	60934N203	0.00	0.00	118.76	118.76			
10/31/12	10/31/12	GOLDMAN FS GOVERNMENT MM FUND	38141W273	0.00	0.00	2,505.97	2,505.97			
<b>Transaction Type Sub-Total</b>				<b>450,000,000.00</b>	<b>0.00</b>	<b>1,173,511.66</b>	<b>1,173,511.66</b>			

<b>MATURITY</b>										
10/01/12	10/01/12	SVENSKA HANDELSBANKEN CERT DEPOS DTD 07/02/2012 0.300% 10/01/2012	86958CDF8	50,000,000.00	50,000,000.00	37,916.67	50,037,916.67	0.00	0.00	
10/01/12	10/01/12	SVENSKA HANDELSBANKEN NY CERT DEPOS DTD 08/23/2012 0.180% 10/01/2012	86958CGO1	50,000,000.00	50,000,000.00	9,750.00	50,009,750.00	0.00	0.00	
10/01/12	10/01/12	FEDERAL HOME LOAN BANKS DISC NOTE -- 0.000% 10/01/2012	313384H93	50,000,000.00	50,000,000.00	0.00	50,000,000.00	1,944.44	0.00	





**Managed Account Security Transactions & Interest**

For the Month Ending **October 31, 2012**

**SAN BERNARDINO COUNTY - 76990800**

Transaction Type		Security Description	CUSIP	Par	Principal Proceeds	Accrued Interest	Total	Realized G/L Cost	Realized G/L Amort Cost	Sale Method
Trade	Settle									
<b>MATURITY</b>										
10/01/12	10/01/12	FEDERAL HOME LOAN BANKS DISC NOTE -- 0.000% 10/01/2012	313384H93	50,000,000.00	50,000,000.00	0.00	50,000,000.00	1,944.44	0.00	
10/01/12	10/01/12	GOLDMAN SACHS & CO REPO AGRMT DTD 09/28/2012 0.170% 10/01/2012	RE0936865	50,000,000.00	50,000,000.00	708.33	50,000,708.33	0.00	0.00	
10/01/12	10/01/12	US BANK NA COMM PAPER -- 0.000% 10/01/2012	9033E0K13	50,000,000.00	50,000,000.00	0.00	50,000,000.00	333.33	0.00	
10/01/12	10/01/12	US BANK NA COMM PAPER -- 0.000% 10/01/2012	9033E0K13	50,000,000.00	50,000,000.00	0.00	50,000,000.00	333.33	0.00	
10/01/12	10/01/12	US BANK NA COMM PAPER -- 0.000% 10/01/2012	9033E0K13	50,000,000.00	50,000,000.00	0.00	50,000,000.00	333.33	0.00	
10/01/12	10/01/12	US BANK NA COMM PAPER -- 0.000% 10/01/2012	9033E0K13	50,000,000.00	50,000,000.00	0.00	50,000,000.00	333.33	0.00	
10/01/12	10/01/12	BANK OF NOVA SCOTIA NY COMM PAPER -- 0.000% 10/01/2012	06416JK10	50,000,000.00	50,000,000.00	0.00	50,000,000.00	902.78	0.00	
10/01/12	10/01/12	BANK OF NOVA SCOTIA NY COMM PAPER -- 0.000% 10/01/2012	06416JK10	30,000,000.00	30,000,000.00	0.00	30,000,000.00	125.10	0.00	
10/02/12	10/02/12	US BANK NA COMM PAPER -- 0.000% 10/02/2012	9033E0K21	50,000,000.00	50,000,000.00	0.00	50,000,000.00	138.89	0.00	
10/02/12	10/02/12	US BANK NA COMM PAPER -- 0.000% 10/02/2012	9033E0K21	50,000,000.00	50,000,000.00	0.00	50,000,000.00	138.89	0.00	
10/02/12	10/02/12	US BANK NA COMM PAPER -- 0.000% 10/02/2012	9033E0K21	40,000,000.00	40,000,000.00	0.00	40,000,000.00	111.11	0.00	
10/02/12	10/02/12	GOLDMAN SACHS & CO REPO AGRMT DTD 10/01/2012 0.210% 10/02/2012	RE0936873	50,000,000.00	50,000,000.00	291.67	50,000,291.67	0.00	0.00	
10/02/12	10/02/12	RABOBANK USA FIN CORP COMM PAPER -- 0.000% 10/02/2012	74977KK24	50,000,000.00	50,000,000.00	0.00	50,000,000.00	180.56	0.00	
10/02/12	10/02/12	RABOBANK USA FIN CORP COMM PAPER -- 0.000% 10/02/2012	74977KK24	50,000,000.00	50,000,000.00	0.00	50,000,000.00	180.56	0.00	



**Managed Account Security Transactions & Interest**

For the Month Ending **October 31, 2012**

**SAN BERNARDINO COUNTY - 76990800**

Transaction Type		Security Description	CUSIP	Par	Principal Proceeds	Accrued Interest	Total	Realized G/L Cost	Realized G/L Amort Cost	Sale Method
Trade	Settle									
<b>MATURITY</b>										
10/02/12	10/02/12	RABOBANK USA FIN CORP COMM PAPER -- 0.000% 10/02/2012	74977KK24	50,000,000.00	50,000,000.00	0.00	50,000,000.00	180.56	0.00	
10/02/12	10/02/12	RABOBANK USA FIN CORP COMM PAPER -- 0.000% 10/02/2012	74977KK24	13,000,000.00	13,000,000.00	0.00	13,000,000.00	46.94	0.00	
10/03/12	10/03/12	RABOBANK USA FIN CORP COMM PAPER -- 0.000% 10/03/2012	74977KK32	50,000,000.00	50,000,000.00	0.00	50,000,000.00	180.56	0.00	
10/03/12	10/03/12	RABOBANK USA FIN CORP COMM PAPER -- 0.000% 10/03/2012	74977KK32	50,000,000.00	50,000,000.00	0.00	50,000,000.00	180.56	0.00	
10/03/12	10/03/12	RABOBANK USA FIN CORP COMM PAPER -- 0.000% 10/03/2012	74977KK32	50,000,000.00	50,000,000.00	0.00	50,000,000.00	180.56	0.00	
10/03/12	10/03/12	RABOBANK USA FIN CORP COMM PAPER -- 0.000% 10/03/2012	74977KK32	1,000,000.00	1,000,000.00	0.00	1,000,000.00	3.61	0.00	
10/03/12	10/03/12	US BANK NA COMM PAPER -- 0.000% 10/03/2012	9033E0K39	50,000,000.00	50,000,000.00	0.00	50,000,000.00	138.89	0.00	
10/03/12	10/03/12	US BANK NA COMM PAPER -- 0.000% 10/03/2012	9033E0K39	50,000,000.00	50,000,000.00	0.00	50,000,000.00	138.89	0.00	
10/03/12	10/03/12	GOLDMAN SACHS & CO REPO AGRMT DTD 10/02/2012 0.210% 10/03/2012	RE0936907	50,000,000.00	50,000,000.00	291.67	50,000,291.67	0.00	0.00	
10/04/12	10/04/12	GOLDMAN SACHS & CO REPO AGRMT DTD 10/03/2012 0.200% 10/04/2012	RE0936923	50,000,000.00	50,000,000.00	277.78	50,000,277.78	0.00	0.00	
10/04/12	10/04/12	US BANK NA COMM PAPER -- 0.000% 10/04/2012	9033E0K47	50,000,000.00	50,000,000.00	0.00	50,000,000.00	138.89	0.00	
10/04/12	10/04/12	US BANK NA COMM PAPER -- 0.000% 10/04/2012	9033E0K47	50,000,000.00	50,000,000.00	0.00	50,000,000.00	138.89	0.00	
10/04/12	10/04/12	RABOBANK USA FIN CORP COMM PAPER -- 0.000% 10/04/2012	74977KK40	50,000,000.00	50,000,000.00	0.00	50,000,000.00	138.89	0.00	



**Managed Account Security Transactions & Interest**

For the Month Ending **October 31, 2012**

**SAN BERNARDINO COUNTY - 76990800**

Transaction Type		Security Description	CUSIP	Par	Principal Proceeds	Accrued Interest	Total	Realized G/L Cost	Realized G/L Amort Cost	Sale Method
Trade	Settle									
<b>MATURITY</b>										
10/04/12	10/04/12	RABOBANK USA FIN CORP COMM PAPER -- 0.000% 10/04/2012	74977KK40	50,000,000.00	50,000,000.00	0.00	50,000,000.00	138.89	0.00	
10/04/12	10/04/12	RABOBANK USA FIN CORP COMM PAPER -- 0.000% 10/04/2012	74977KK40	18,000,000.00	18,000,000.00	0.00	18,000,000.00	50.00	0.00	
10/04/12	10/04/12	TORONTO DOMINION BANK NY CERT DEPOS DTD 09/04/2012 0.150% 10/04/2012	89112X3Y9	25,000,000.00	25,000,000.00	3,125.00	25,003,125.00	0.00	0.00	
10/05/12	10/05/12	GOLDMAN SACHS & CO REPO AGRMT DTD 10/04/2012 0.190% 10/05/2012	RE0936931	50,000,000.00	50,000,000.00	263.89	50,000,263.89	0.00	0.00	
10/05/12	10/05/12	RABOBANK USA FIN CORP COMM PAPER -- 0.000% 10/05/2012	74977KK57	50,000,000.00	50,000,000.00	0.00	50,000,000.00	166.67	0.00	
10/05/12	10/05/12	RABOBANK USA FIN CORP COMM PAPER -- 0.000% 10/05/2012	74977KK57	50,000,000.00	50,000,000.00	0.00	50,000,000.00	166.67	0.00	
10/05/12	10/05/12	RABOBANK USA FIN CORP COMM PAPER -- 0.000% 10/05/2012	74977KK57	6,000,000.00	6,000,000.00	0.00	6,000,000.00	20.00	0.00	
10/05/12	10/05/12	US BANK NA COMM PAPER -- 0.000% 10/05/2012	9033E0K54	50,000,000.00	50,000,000.00	0.00	50,000,000.00	138.89	0.00	
10/05/12	10/05/12	US BANK NA COMM PAPER -- 0.000% 10/05/2012	9033E0K54	50,000,000.00	50,000,000.00	0.00	50,000,000.00	138.89	0.00	
10/09/12	10/09/12	US BANK NA COMM PAPER -- 0.000% 10/09/2012	9033E0K96	50,000,000.00	50,000,000.00	0.00	50,000,000.00	555.56	0.00	
10/09/12	10/09/12	US BANK NA COMM PAPER -- 0.000% 10/09/2012	9033E0K96	50,000,000.00	50,000,000.00	0.00	50,000,000.00	555.56	0.00	
10/09/12	10/09/12	GOLDMAN SACHS & CO REPO AGRMT DTD 10/05/2012 0.190% 10/09/2012	RE0937111	50,000,000.00	50,000,000.00	1,055.56	50,001,055.56	0.00	0.00	
10/09/12	10/09/12	RABOBANK USA FIN CORP COMM PAPER -- 0.000% 10/09/2012	74977KK99	50,000,000.00	50,000,000.00	0.00	50,000,000.00	666.67	0.00	



## Managed Account Security Transactions & Interest

For the Month Ending **October 31, 2012**

**SAN BERNARDINO COUNTY - 76990800**

Transaction Type		Security Description	CUSIP	Par	Principal Proceeds	Accrued Interest	Total	Realized G/L Cost	Realized G/L Amort Cost	Sale Method
Trade	Settle									
<b>MATURITY</b>										
10/09/12	10/09/12	RABOBANK USA FIN CORP COMM PAPER -- 0.000% 10/09/2012	74977KK99	50,000,000.00	50,000,000.00	0.00	50,000,000.00	666.67	0.00	
10/09/12	10/09/12	RABOBANK USA FIN CORP COMM PAPER -- 0.000% 10/09/2012	74977KK99	30,000,000.00	30,000,000.00	0.00	30,000,000.00	400.00	0.00	
10/09/12	10/09/12	GENERAL ELECTRIC CO COMM PAPER -- 0.000% 10/09/2012	36960LK95	50,000,000.00	50,000,000.00	0.00	50,000,000.00	1,458.33	0.00	
10/10/12	10/10/12	GOLDMAN SACHS & CO REPO AGRMT DTD 10/09/2012 0.190% 10/10/2012	RE0937129	50,000,000.00	50,000,000.00	263.89	50,000,263.89	0.00	0.00	
10/10/12	10/10/12	US BANK NA COMM PAPER -- 0.000% 10/10/2012	9033E0KA3	50,000,000.00	50,000,000.00	0.00	50,000,000.00	138.89	0.00	
10/10/12	10/10/12	US BANK NA COMM PAPER -- 0.000% 10/10/2012	9033E0KA3	50,000,000.00	50,000,000.00	0.00	50,000,000.00	138.89	0.00	
10/10/12	10/10/12	US BANK NA COMM PAPER -- 0.000% 10/10/2012	9033E0KA3	50,000,000.00	50,000,000.00	0.00	50,000,000.00	138.89	0.00	
10/10/12	10/10/12	US BANK NA COMM PAPER -- 0.000% 10/10/2012	9033E0KA3	10,000,000.00	10,000,000.00	0.00	10,000,000.00	27.78	0.00	
10/10/12	10/10/12	BANK OF NOVA SCOTIA NY COMM PAPER -- 0.000% 10/10/2012	06416JKA0	50,000,000.00	50,000,000.00	0.00	50,000,000.00	166.67	0.00	
10/10/12	10/10/12	BANK OF NOVA SCOTIA NY COMM PAPER -- 0.000% 10/10/2012	06416JKA0	50,000,000.00	50,000,000.00	0.00	50,000,000.00	166.67	0.00	
10/11/12	10/11/12	US BANK NA COMM PAPER -- 0.000% 10/11/2012	9033E0KB1	50,000,000.00	50,000,000.00	0.00	50,000,000.00	138.89	0.00	
10/11/12	10/11/12	US BANK NA COMM PAPER -- 0.000% 10/11/2012	9033E0KB1	50,000,000.00	50,000,000.00	0.00	50,000,000.00	138.89	0.00	
10/11/12	10/11/12	GOLDMAN SACHS & CO REPO AGRMT DTD 10/10/2012 0.190% 10/11/2012	RE0937137	50,000,000.00	50,000,000.00	263.89	50,000,263.89	0.00	0.00	
10/11/12	10/11/12	RABOBANK USA FIN CORP COMM PAPER -- 0.000% 10/11/2012	74977KKB4	50,000,000.00	50,000,000.00	0.00	50,000,000.00	180.56	0.00	



**Managed Account Security Transactions & Interest**

For the Month Ending **October 31, 2012**

**SAN BERNARDINO COUNTY - 76990800**

Transaction Type		Security Description	CUSIP	Par	Principal Proceeds	Accrued Interest	Total	Realized G/L Cost	Realized G/L Amort Cost	Sale Method
Trade	Settle									
<b>MATURITY</b>										
10/11/12	10/11/12	RABOBANK USA FIN CORP COMM PAPER -- 0.000% 10/11/2012	74977KKB4	50,000,000.00	50,000,000.00	0.00	50,000,000.00	180.56	0.00	
10/11/12	10/11/12	RABOBANK USA FIN CORP COMM PAPER -- 0.000% 10/11/2012	74977KKB4	50,000,000.00	50,000,000.00	0.00	50,000,000.00	180.56	0.00	
10/11/12	10/11/12	RABOBANK USA FIN CORP COMM PAPER -- 0.000% 10/11/2012	74977KKB4	15,000,000.00	15,000,000.00	0.00	15,000,000.00	54.17	0.00	
10/12/12	10/12/12	GOLDMAN SACHS & CO REPO AGRMT DTD 10/11/2012 0.200% 10/12/2012	RE0937145	50,000,000.00	50,000,000.00	277.78	50,000,277.78	0.00	0.00	
10/12/12	10/12/12	FHLMC NOTES (FLOATING) DTD 10/12/2010 0.230% 10/12/2012	3134G1WN0	25,000,000.00	25,000,000.00	0.00	25,000,000.00	(2,500.00)	0.00	
10/12/12	10/12/12	US BANK NA COMM PAPER -- 0.000% 10/12/2012	9033E0KC9	50,000,000.00	50,000,000.00	0.00	50,000,000.00	111.11	0.00	
10/12/12	10/12/12	BANK OF NOVA SCOTIA HOUSTON CERT DEPOS DTD 01/12/2012 0.470% 10/12/2012	06417EWM1	25,000,000.00	25,000,000.00	89,430.56	25,089,430.56	0.00	0.00	
10/12/12	10/12/12	US BANK NA COMM PAPER -- 0.000% 10/12/2012	9033E0KC9	50,000,000.00	50,000,000.00	0.00	50,000,000.00	111.11	0.00	
10/12/12	10/12/12	BANK OF NOVA SCOTIA NY COMM PAPER -- 0.000% 10/12/2012	06416JKC6	50,000,000.00	50,000,000.00	0.00	50,000,000.00	166.67	0.00	
10/12/12	10/12/12	BANK OF NOVA SCOTIA NY COMM PAPER -- 0.000% 10/12/2012	06416JKC6	50,000,000.00	50,000,000.00	0.00	50,000,000.00	166.67	0.00	
10/15/12	10/15/12	BANK OF NOVA SCOTIA NY COMM PAPER -- 0.000% 10/15/2012	06416JKF9	50,000,000.00	50,000,000.00	0.00	50,000,000.00	500.00	0.00	
10/15/12	10/15/12	BANK OF NOVA SCOTIA NY COMM PAPER -- 0.000% 10/15/2012	06416JKF9	50,000,000.00	50,000,000.00	0.00	50,000,000.00	500.00	0.00	
10/15/12	10/15/12	US TREASURY NOTES DTD 10/15/2009 1.375% 10/15/2012	912828LR9	25,000,000.00	25,000,000.00	0.00	25,000,000.00	(40,039.06)	0.00	



**Managed Account Security Transactions & Interest**

For the Month Ending **October 31, 2012**

**SAN BERNARDINO COUNTY - 76990800**

Transaction Type		Security Description	CUSIP	Par	Principal Proceeds	Accrued Interest	Total	Realized G/L Cost	Realized G/L Amort Cost	Sale Method
Trade	Settle									
<b>MATURITY</b>										
10/15/12	10/15/12	GOLDMAN SACHS & CO REPO AGRMT DTD 10/12/2012 0.210% 10/15/2012	RE0937160	50,000,000.00	50,000,000.00	875.00	50,000,875.00	0.00	0.00	
10/15/12	10/15/12	RABOBANK USA FIN CORP COMM PAPER -- 0.000% 10/15/2012	74977KKF5	50,000,000.00	50,000,000.00	0.00	50,000,000.00	416.67	0.00	
10/15/12	10/15/12	RABOBANK USA FIN CORP COMM PAPER -- 0.000% 10/15/2012	74977KKF5	50,000,000.00	50,000,000.00	0.00	50,000,000.00	416.67	0.00	
10/15/12	10/15/12	RABOBANK USA FIN CORP COMM PAPER -- 0.000% 10/15/2012	74977KKF5	10,000,000.00	10,000,000.00	0.00	10,000,000.00	83.33	0.00	
10/16/12	10/16/12	RABOBANK USA FIN CORP COMM PAPER -- 0.000% 10/16/2012	74977KKG3	21,000,000.00	21,000,000.00	0.00	21,000,000.00	58.33	0.00	
10/16/12	10/16/12	RABOBANK USA FIN CORP COMM PAPER -- 0.000% 10/16/2012	74977KKG3	50,000,000.00	50,000,000.00	0.00	50,000,000.00	138.89	0.00	
10/16/12	10/16/12	RABOBANK USA FIN CORP COMM PAPER -- 0.000% 10/16/2012	74977KKG3	50,000,000.00	50,000,000.00	0.00	50,000,000.00	138.89	0.00	
10/16/12	10/16/12	GOLDMAN SACHS & CO REPO AGRMT DTD 10/15/2012 0.210% 10/16/2012	RE0937178	50,000,000.00	50,000,000.00	291.67	50,000,291.67	0.00	0.00	
10/16/12	10/16/12	BANK OF NOVA SCOTIA NY COMM PAPER -- 0.000% 10/16/2012	06416JKG7	25,000,000.00	25,000,000.00	0.00	25,000,000.00	83.33	0.00	
10/16/12	10/16/12	BANK OF NOVA SCOTIA NY COMM PAPER -- 0.000% 10/16/2012	06416JKG7	50,000,000.00	50,000,000.00	0.00	50,000,000.00	166.67	0.00	
10/17/12	10/17/12	BANK OF NOVA SCOTIA NY COMM PAPER -- 0.000% 10/17/2012	06416JKH5	50,000,000.00	50,000,000.00	0.00	50,000,000.00	166.67	0.00	
10/17/12	10/17/12	BANK OF NOVA SCOTIA NY COMM PAPER -- 0.000% 10/17/2012	06416JKH5	25,000,000.00	25,000,000.00	0.00	25,000,000.00	83.33	0.00	



**Managed Account Security Transactions & Interest**

For the Month Ending **October 31, 2012**

**SAN BERNARDINO COUNTY - 76990800**

Transaction Type		Security Description	CUSIP	Par	Principal Proceeds	Accrued Interest	Total	Realized G/L Cost	Realized G/L Amort Cost	Sale Method
Trade	Settle									
<b>MATURITY</b>										
10/17/12	10/17/12	GOLDMAN SACHS & CO REPO AGRMT DTD 10/16/2012 0.210% 10/17/2012	RE0937186	50,000,000.00	50,000,000.00	291.67	50,000,291.67	0.00	0.00	
10/17/12	10/17/12	RABOBANK USA FIN CORP COMM PAPER -- 0.000% 10/17/2012	74977KKH1	50,000,000.00	50,000,000.00	0.00	50,000,000.00	138.89	0.00	
10/17/12	10/17/12	RABOBANK USA FIN CORP COMM PAPER -- 0.000% 10/17/2012	74977KKH1	50,000,000.00	50,000,000.00	0.00	50,000,000.00	138.89	0.00	
10/17/12	10/17/12	RABOBANK USA FIN CORP COMM PAPER -- 0.000% 10/17/2012	74977KKH1	20,000,000.00	20,000,000.00	0.00	20,000,000.00	55.56	0.00	
10/17/12	10/17/12	FHLMC NOTES (CALLED, OMD 10/17/14) DTD 10/17/2011 0.750% 10/17/2012	3134G2X98	25,000,000.00	25,000,000.00	0.00	25,000,000.00	36,250.00	0.00	
10/17/12	10/17/12	FHLMC NOTES (CALLED, OMD 10/17/14) DTD 10/17/2011 0.750% 10/17/2012	3134G2X98	25,000,000.00	25,000,000.00	0.00	25,000,000.00	36,250.00	0.00	
10/18/12	10/18/12	US TREASURY BILL -- 0.000% 10/18/2012	9127955G2	25,000,000.00	25,000,000.00	0.00	25,000,000.00	5,266.67	0.00	
10/18/12	10/18/12	RABOBANK USA FIN CORP COMM PAPER -- 0.000% 10/18/2012	74977KKJ7	50,000,000.00	50,000,000.00	0.00	50,000,000.00	166.67	0.00	
10/18/12	10/18/12	GOLDMAN SACHS & CO REPO AGRMT DTD 10/17/2012 0.210% 10/18/2012	RE0937202	50,000,000.00	50,000,000.00	291.67	50,000,291.67	0.00	0.00	
10/18/12	10/18/12	RABOBANK USA FIN CORP COMM PAPER -- 0.000% 10/18/2012	74977KKJ7	50,000,000.00	50,000,000.00	0.00	50,000,000.00	166.67	0.00	
10/18/12	10/18/12	BANK OF NOVA SCOTIA NY COMM PAPER -- 0.000% 10/18/2012	06416JKJ1	25,000,000.00	25,000,000.00	0.00	25,000,000.00	83.33	0.00	
10/18/12	10/18/12	RABOBANK USA FIN CORP COMM PAPER -- 0.000% 10/18/2012	74977KKJ7	50,000,000.00	50,000,000.00	0.00	50,000,000.00	166.67	0.00	



## Managed Account Security Transactions & Interest

For the Month Ending **October 31, 2012**

**SAN BERNARDINO COUNTY - 76990800**

Transaction Type		Security Description	CUSIP	Par	Principal Proceeds	Accrued Interest	Total	Realized G/L Cost	Realized G/L Amort Cost	Sale Method
Trade	Settle									
<b>MATURITY</b>										
10/18/12	10/18/12	RABOBANK USA FIN CORP COMM PAPER -- 0.000% 10/18/2012	74977KKJ7	25,000,000.00	25,000,000.00	0.00	25,000,000.00	83.33	0.00	
10/19/12	10/19/12	BANK OF NOVA SCOTIA NY COMM PAPER -- 0.000% 10/19/2012	06416JKK8	30,000,000.00	30,000,000.00	0.00	30,000,000.00	100.00	0.00	
10/19/12	10/19/12	RABOBANK USA FIN CORP COMM PAPER -- 0.000% 10/19/2012	74977KKK4	50,000,000.00	50,000,000.00	0.00	50,000,000.00	138.89	0.00	
10/19/12	10/19/12	RABOBANK USA FIN CORP COMM PAPER -- 0.000% 10/19/2012	74977KKK4	50,000,000.00	50,000,000.00	0.00	50,000,000.00	138.89	0.00	
10/19/12	10/19/12	RABOBANK USA FIN CORP COMM PAPER -- 0.000% 10/19/2012	74977KKK4	50,000,000.00	50,000,000.00	0.00	50,000,000.00	138.89	0.00	
10/19/12	10/19/12	RABOBANK USA FIN CORP COMM PAPER -- 0.000% 10/19/2012	74977KKK4	30,000,000.00	30,000,000.00	0.00	30,000,000.00	83.33	0.00	
10/19/12	10/19/12	GOLDMAN SACHS & CO REPO AGRMT DTD 10/18/2012 0.210% 10/19/2012	RE0937236	50,000,000.00	50,000,000.00	291.67	50,000,291.67	0.00	0.00	
10/22/12	10/22/12	GOLDMAN SACHS & CO REPO AGRMT DTD 10/19/2012 0.200% 10/22/2012	RE0937251	50,000,000.00	50,000,000.00	833.33	50,000,833.33	0.00	0.00	
10/22/12	10/22/12	BANK OF MONTREAL CHICAGO CERT DEPOS DTD 10/11/2012 0.180% 10/22/2012	06366XAA0	25,000,000.00	25,000,000.00	1,375.00	25,001,375.00	0.00	0.00	
10/22/12	10/22/12	RABOBANK USA FIN CORP COMM PAPER -- 0.000% 10/22/2012	74977KKN8	50,000,000.00	50,000,000.00	0.00	50,000,000.00	500.00	0.00	
10/22/12	10/22/12	RABOBANK USA FIN CORP COMM PAPER -- 0.000% 10/22/2012	74977KKN8	50,000,000.00	50,000,000.00	0.00	50,000,000.00	500.00	0.00	
10/22/12	10/22/12	RABOBANK USA FIN CORP COMM PAPER -- 0.000% 10/22/2012	74977KKN8	50,000,000.00	50,000,000.00	0.00	50,000,000.00	500.00	0.00	





**Managed Account Security Transactions & Interest**

For the Month Ending **October 31, 2012**

**SAN BERNARDINO COUNTY - 76990800**

Transaction Type		Security Description	CUSIP	Par	Principal Proceeds	Accrued Interest	Total	Realized G/L Cost	Realized G/L Amort Cost	Sale Method
Trade	Settle									
<b>MATURITY</b>										
10/22/12	10/22/12	RABOBANK USA FIN CORP COMM PAPER -- 0.000% 10/22/2012	74977KKN8	23,000,000.00	23,000,000.00	0.00	23,000,000.00	230.00	0.00	
10/23/12	10/23/12	RABOBANK USA FIN CORP COMM PAPER -- 0.000% 10/23/2012	74977KKP3	50,000,000.00	50,000,000.00	0.00	50,000,000.00	166.67	0.00	
10/23/12	10/23/12	RABOBANK USA FIN CORP COMM PAPER -- 0.000% 10/23/2012	74977KKP3	50,000,000.00	50,000,000.00	0.00	50,000,000.00	166.67	0.00	
10/23/12	10/23/12	RABOBANK USA FIN CORP COMM PAPER -- 0.000% 10/23/2012	74977KKP3	50,000,000.00	50,000,000.00	0.00	50,000,000.00	166.67	0.00	
10/23/12	10/23/12	RABOBANK USA FIN CORP COMM PAPER -- 0.000% 10/23/2012	74977KKP3	20,000,000.00	20,000,000.00	0.00	20,000,000.00	66.67	0.00	
10/23/12	10/23/12	GOLDMAN SACHS & CO REPO AGRMT DTD 10/22/2012 0.160% 10/23/2012	RE0958703	50,000,000.00	50,000,000.00	222.22	50,000,222.22	0.00	0.00	
10/23/12	10/23/12	BANK OF NOVA SCOTIA NY COMM PAPER -- 0.000% 10/23/2012	06416JKP7	30,000,000.00	30,000,000.00	0.00	30,000,000.00	100.00	0.00	
10/23/12	10/23/12	SVENSKA HANDELSBANKEN NY CERT DEPOS DTD 07/26/2012 0.290% 10/23/2012	86958CEQ3	50,000,000.00	50,000,000.00	35,847.22	50,035,847.22	0.00	0.00	
10/24/12	10/24/12	GOLDMAN SACHS & CO REPO AGRMT DTD 10/23/2012 0.140% 10/24/2012	RE0958711	50,000,000.00	50,000,000.00	194.44	50,000,194.44	0.00	0.00	
10/24/12	10/24/12	BANK OF NOVA SCOTIA NY COMM PAPER -- 0.000% 10/24/2012	06416JKQ5	30,000,000.00	30,000,000.00	0.00	30,000,000.00	100.00	0.00	
10/24/12	10/24/12	RABOBANK USA FIN CORP COMM PAPER -- 0.000% 10/24/2012	74977KKQ1	50,000,000.00	50,000,000.00	0.00	50,000,000.00	166.67	0.00	
10/24/12	10/24/12	RABOBANK USA FIN CORP COMM PAPER -- 0.000% 10/24/2012	74977KKQ1	50,000,000.00	50,000,000.00	0.00	50,000,000.00	166.67	0.00	



## Managed Account Security Transactions & Interest

For the Month Ending **October 31, 2012**

**SAN BERNARDINO COUNTY - 76990800**

Transaction Type		Security Description	CUSIP	Par	Principal Proceeds	Accrued Interest	Total	Realized G/L Cost	Realized G/L Amort Cost	Sale Method
Trade	Settle									
<b>MATURITY</b>										
10/24/12	10/24/12	RABOBANK USA FIN CORP COMM PAPER -- 0.000% 10/24/2012	74977KKQ1	1,000,000.00	1,000,000.00	0.00	1,000,000.00	3.33	0.00	
10/25/12	10/25/12	GOLDMAN SACHS & CO REPO AGRMT DTD 10/24/2012 0.180% 10/25/2012	RE0937293	50,000,000.00	50,000,000.00	250.00	50,000,250.00	0.00	0.00	
10/25/12	10/25/12	RABOBANK USA FIN CORP COMM PAPER -- 0.000% 10/25/2012	74977KKR9	50,000,000.00	50,000,000.00	0.00	50,000,000.00	166.67	0.00	
10/25/12	10/25/12	RABOBANK USA FIN CORP COMM PAPER -- 0.000% 10/25/2012	74977KKR9	50,000,000.00	50,000,000.00	0.00	50,000,000.00	166.67	0.00	
10/25/12	10/25/12	RABOBANK USA FIN CORP COMM PAPER -- 0.000% 10/25/2012	74977KKR9	10,000,000.00	10,000,000.00	0.00	10,000,000.00	33.33	0.00	
10/25/12	10/25/12	FNMA GLOBAL NOTES (CALLED, OMD 10/25/13) DTD 10/25/2011 0.625% 10/25/2012	3135G0EU3	25,000,000.00	25,000,000.00	0.00	25,000,000.00	5,000.00	0.00	
10/26/12	10/26/12	GOLDMAN SACHS & CO REPO AGRMT DTD 10/25/2012 0.200% 10/26/2012	RE0937319	50,000,000.00	50,000,000.00	277.78	50,000,277.78	0.00	0.00	
10/26/12	10/26/12	RABOBANK USA FIN CORP COMM PAPER -- 0.000% 10/26/2012	74977KKS7	50,000,000.00	50,000,000.00	0.00	50,000,000.00	166.67	0.00	
10/26/12	10/26/12	RABOBANK USA FIN CORP COMM PAPER -- 0.000% 10/26/2012	74977KKS7	50,000,000.00	50,000,000.00	0.00	50,000,000.00	166.67	0.00	
10/26/12	10/26/12	RABOBANK USA FIN CORP COMM PAPER -- 0.000% 10/26/2012	74977KKS7	35,000,000.00	35,000,000.00	0.00	35,000,000.00	116.67	0.00	
10/29/12	10/29/12	RABOBANK USA FIN CORP COMM PAPER -- 0.000% 10/29/2012	74977KKV0	50,000,000.00	50,000,000.00	0.00	50,000,000.00	583.33	0.00	
10/29/12	10/29/12	RABOBANK USA FIN CORP COMM PAPER -- 0.000% 10/29/2012	74977KKV0	50,000,000.00	50,000,000.00	0.00	50,000,000.00	583.33	0.00	



**Managed Account Security Transactions & Interest**

For the Month Ending **October 31, 2012**

**SAN BERNARDINO COUNTY - 76990800**

Transaction Type		Security Description	CUSIP	Par	Principal Proceeds	Accrued Interest	Total	Realized G/L Cost	Realized G/L Amort Cost	Sale Method
Trade	Settle									
<b>MATURITY</b>										
10/29/12	10/29/12	RABOBANK USA FIN CORP COMM PAPER -- 0.000% 10/29/2012	74977KKV0	50,000,000.00	50,000,000.00	0.00	50,000,000.00	583.33	0.00	
10/29/12	10/29/12	RABOBANK USA FIN CORP COMM PAPER -- 0.000% 10/29/2012	74977KKV0	25,000,000.00	25,000,000.00	0.00	25,000,000.00	291.67	0.00	
10/29/12	10/29/12	GOLDMAN SACHS & CO REPO AGRMT DTD 10/26/2012 0.180% 10/29/2012	RE0937335	50,000,000.00	50,000,000.00	750.00	50,000,750.00	0.00	0.00	
10/30/12	10/30/12	US BANK NA COMM PAPER -- 0.000% 10/30/2012	9033E0KW5	50,000,000.00	50,000,000.00	0.00	50,000,000.00	138.89	0.00	
10/30/12	10/30/12	US BANK NA COMM PAPER -- 0.000% 10/30/2012	9033E0KW5	50,000,000.00	50,000,000.00	0.00	50,000,000.00	138.89	0.00	
10/30/12	10/30/12	US BANK NA COMM PAPER -- 0.000% 10/30/2012	9033E0KW5	50,000,000.00	50,000,000.00	0.00	50,000,000.00	138.89	0.00	
10/30/12	10/30/12	US BANK NA COMM PAPER -- 0.000% 10/30/2012	9033E0KW5	30,000,000.00	30,000,000.00	0.00	30,000,000.00	83.33	0.00	
10/31/12	10/31/12	US BANK NA COMM PAPER -- 0.000% 10/31/2012	9033E0KX3	50,000,000.00	50,000,000.00	0.00	50,000,000.00	69.44	0.00	
10/31/12	10/31/12	US BANK NA COMM PAPER -- 0.000% 10/31/2012	9033E0KX3	50,000,000.00	50,000,000.00	0.00	50,000,000.00	69.44	0.00	
10/31/12	10/31/12	TOYOTA MOTOR CREDIT CORP COMM PAPER -- 0.000% 10/31/2012	89233GKX3	50,000,000.00	50,000,000.00	0.00	50,000,000.00	97.22	0.00	
10/31/12	10/31/12	TOYOTA MOTOR CREDIT CORP COMM PAPER -- 0.000% 10/31/2012	89233GKX3	50,000,000.00	50,000,000.00	0.00	50,000,000.00	97.22	0.00	
10/31/12	10/31/12	TOYOTA MOTOR CREDIT CORP COMM PAPER -- 0.000% 10/31/2012	89233GKX3	11,000,000.00	11,000,000.00	0.00	11,000,000.00	21.39	0.00	
10/31/12	10/31/12	GOLDMAN SACHS & CO REPO AGRMT DTD 10/29/2012 0.210% 10/31/2012	RE0937343	50,000,000.00	50,000,000.00	583.33	50,000,583.33	0.00	0.00	
10/31/12	10/31/12	TOYOTA MOTOR CREDIT CORP COMM PAPER -- 0.000% 10/31/2012	89233GKX3	50,000,000.00	50,000,000.00	0.00	50,000,000.00	97.22	0.00	



### Managed Account Security Transactions & Interest

For the Month Ending **October 31, 2012**

#### SAN BERNARDINO COUNTY - 76990800

Transaction Type		Security Description	CUSIP	Par	Principal Proceeds	Accrued Interest	Total	Realized G/L Cost	Realized G/L Amort Cost	Sale Method
Trade	Settle									
<b>Transaction Type Sub-Total</b>				<b>6,164,000,000.00</b>	<b>6,164,000,000.00</b>	<b>186,291.69</b>	<b>6,164,186,291.69</b>	<b>67,021.13</b>	<b>0.00</b>	
<b>Managed Account Sub-Total</b>					<b>22,009,826.05</b>	<b>1,023,009.20</b>	<b>23,032,835.25</b>	<b>67,021.13</b>	<b>0.00</b>	
<b>Total Security Transactions</b>					<b>\$22,009,826.05</b>	<b>\$1,023,009.20</b>	<b>\$23,032,835.25</b>	<b>\$67,021.13</b>	<b>\$0.00</b>	

Bolded items are forward settling trades.