



Customer Service
PO Box 11813
Harrisburg, PA 17108-1813

ACCOUNT STATEMENT

For the Month Ending
November 30, 2010

SAN BERNARDINO COUNTY

Client Management Team

Kenneth Schiebel, CFA

Managing Director
One Keystone Plaza, Suite 300
Harrisburg, PA 17101
717-232-2723
schiebelk@pfm.com

Contents

Cover/Disclosures
Summary Statement
Individual Accounts

Accounts included in Statement

76990800 SAN BERNARDINO COUNTY

SAN BERNARDINO COUNTY
JOHN JOHNSON
172 WEST THIRD STREET
1ST FLOOR
SAN BERNARDINO, CA 92415

Online Access www.pfm.com

Customer Service 1-717-232-2723

**Important Disclosures****Important Disclosures**

This statement is for general information purposes only and is not intended to provide specific advice or recommendations. PFM Asset Management LLC ("PFM") is an investment advisor registered with the Securities and Exchange Commission, and is required to maintain a written disclosure statement of our background and business experience. If you would like to receive a copy of our current disclosure statement, please contact Service Operations at the address below.

Proxy Voting PFM does not normally receive proxies to vote on behalf of its clients. However, it does on occasion receive consent requests. In the event a consent request is received the portfolio manager contacts the client and then proceeds according to their instructions. PFM's Proxy Voting Policy is available upon request by contacting Service Operations at the address below.

Questions About an Account PFM's monthly statement is intended to detail our investment advisory activity as well as the activity of any accounts held by clients in pools that are managed by PFM. The custodian bank maintains the control of assets and executes (i.e., settles) all investment transactions. The custodian statement is the official record of security and cash holdings and transactions. PFM recognizes that clients may use these reports to facilitate record keeping; therefore the custodian bank statement and the PFM statement should be reconciled and differences resolved. Many custodians use a settlement date basis which may result in the need to reconcile due to a timing difference.

Account Control PFM does not have the authority to withdraw funds from or deposit funds to the custodian. Our clients retain responsibility for their internal accounting policies; implementing and enforcing internal controls and generating ledger entries or otherwise recording transactions.

Market Value Generally, PFM's market prices are derived from closing bid prices as of the last business day of the month as supplied by Interactive Data, Bloomberg or Telerate. Where prices are not available from generally recognized sources the securities are priced using a yield-based matrix system to arrive at an estimated market value. Prices that fall between data points are interpolated. Non-negotiable FDIC-insured bank certificates of deposit are priced at par. Although PFM believes the prices to be reliable, the values of the securities do not always represent the prices at which the securities could have been bought or sold. Explanation of the valuation methods for money market and TERM funds is contained in the appropriate fund information statement.

Amortized Cost The original cost of the principal of the security is adjusted for the amount of the periodic reduction of any discount or premium from the purchase date until the date of the report. Discount or premium with respect to short term securities (those with less than one year to maturity at time of issuance) is amortized on a straightline basis. Such discount or premium with respect to longer term securities is amortized using the constant yield basis.

Tax Reporting Cost data and realized gains / losses are provided for informational purposes only. Please review for accuracy and consult your tax advisor to determine the tax consequences of your security transactions. PFM does not report such information to the IRS or other taxing authorities and is not responsible for the accuracy of such information that may be required to be reported to federal, state or other taxing authorities.

Financial Situation In order to better serve you, PFM should be promptly notified of any material change in your investment objective or financial situation.

Callable Securities Securities subject to redemption prior to maturity may be redeemed in whole or in part before maturity, which could affect the yield represented.

Portfolio The securities in this portfolio, including shares of mutual funds, are not guaranteed or otherwise protected by PFM, the FDIC (except for certain non-negotiable certificates of deposit) or any government agency. Investment in securities involves risks, including the possible loss of the amount invested.

Rating Information provided for ratings is based upon a good faith inquiry of selected sources, but its accuracy and completeness cannot be guaranteed. Shares of some money market and TERM funds are marketed through representatives of PFM's wholly owned subsidiary, PFM Fund Distributors, Inc. PFM Fund Distributors, Inc. is registered with the SEC as a broker/dealer and is a member of the Financial Industry Regulatory Authority ("FINRA") and the Municipal Securities Rulemaking Board ("MSRB"). You may reach the FINRA by calling the FINRA Regulator Public Disclosure Hotline at 1-888-289-9999 or at the FINRA Regulation Internet website address www.nasd.com. A brochure describing the FINRA Regulation Public Disclosure Program is also available from the FINRA upon request.

Key Terms and Definitions

Dividends on money market funds consist of interest earned, plus any discount ratably amortized to the date of maturity, plus all realized gains and losses on the sale of securities prior to maturity, less ratably amortization of any premium and all accrued expenses to the fund. Dividends are accrued daily and may be paid either monthly or quarterly. The monthly earnings on this statement represent the estimated dividend accrued for the month for any program that distributes earnings on a quarterly basis. There is no guarantee that the estimated amount will be paid on the actual distribution date.

Current Yield is the net change, exclusive of capital changes and income other than investment income, in the value of a hypothetical fund account with a balance of one share over the seven-day base period including the statement date, expressed as a percentage of the value of one share (normally \$1.00 per share) at the beginning of the seven-day period. This resulting net change in account value is then annualized by multiplying it by 365 and dividing the result by 7. The yields quoted should not be considered a representation of the yield of the fund in the future, since the yield is not fixed.

Average maturity represents the average maturity of all securities and investments of a portfolio, determined by multiplying the par or principal value of each security or investment by its maturity (days or years), summing the products, and dividing the sum by the total principal value of the portfolio. The stated maturity date of mortgage backed or callable securities are used in this statement. However the actual maturity of these securities could vary depending on the level or prepayments on the underlying mortgages or whether a callable security has or is still able to be called.

Monthly distribution yield represents the net change in the value of one share (normally \$1.00 per share) resulting from all dividends declared during the month by a fund expressed as a percentage of the value of one share at the beginning of the month. This resulting net change is then annualized by multiplying it by 365 and dividing it by the number of calendar days in the month.

YTM at Cost The yield to maturity at cost is the expected rate of return, based on the original cost, the annual interest receipts, maturity value and the time period from purchase date to maturity, stated as a percentage.

YTM at Market The yield to maturity at market is the rate of return, based on the current market value, the annual interest receipts, maturity value and the time period from purchase date to maturity, stated as a percentage.

Managed Account A portfolio of investments managed discretely by PFM according to the client's specific investment policy and requirements. The investments are directly owned by the client and held by the client's custodian.

Unsettled Trade A trade which has been executed however the final consummation of the security transaction and payment has not yet taken place.

Please review the detail pages of this statement carefully. If you think your statement is wrong, missing account information, or if you need more information about a transaction, please contact PFM within 60 days of receipt. If you have other concerns or questions regarding your account you should contact a member of your client management team or PFM Service Operations at the address below.

PFM Asset Management LLC
Attn: Service Operations
One Keystone Plaza, Suite 300
N. Front & Market Sts
Harrisburg, PA 17101



Account Statement

For the Month Ending **November 30, 2010**

Consolidated Summary Statement

SAN BERNARDINO COUNTY

Portfolio Summary

Portfolio Holdings	Cash Dividends and Income	Closing Market Value
PFM Managed Account	1,417,088.57	4,229,131,042.18
Cash Balance	0.00	361,724,491.14
Total	\$1,417,088.57	\$4,590,855,533.32

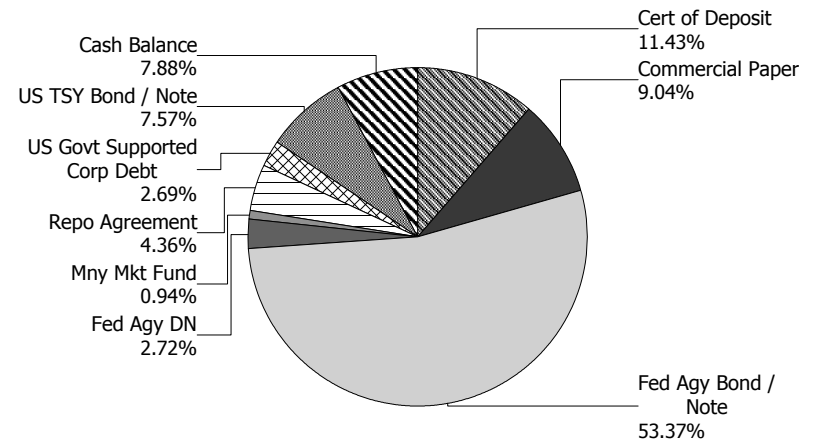
Investment Allocation

Investment Type	Closing Market Value	Percent
Certificate of Deposit	524,919,453.75	11.43
Commercial Paper	414,834,905.60	9.04
Federal Agency Bond / Note	2,450,497,009.43	53.37
Federal Agency Discount Note	124,876,044.75	2.72
Money Market Fund	43,000,000.00	0.94
Repurchase Agreement	199,999,724.00	4.36
U.S. Government Supported Corporate Debt	123,557,418.70	2.69
U.S. Treasury Bond / Note	347,446,485.95	7.57
Cash Balance	361,724,491.14	7.88
Total	\$4,590,855,533.32	100.00%

Maturity Distribution

Portfolio Holdings	Closing Market Value	Percent
Under 30 days	1,111,208,426.84	24.20
31 to 60 days	333,825,226.95	7.27
61 to 90 days	435,544,469.00	9.49
91 to 180 days	706,369,161.50	15.39
181 days to 1 year	346,480,464.94	7.55
1 to 2 years	652,080,206.00	14.20
2 to 3 years	980,487,678.09	21.36
3 to 4 years	24,859,900.00	0.54
4 to 5 years	0.00	0.00
Over 5 years	0.00	0.00
Total	\$4,590,855,533.32	100.00%

Sector Allocation



Weighted Average Days to Maturity 332



Managed Account Summary Statement

For the Month Ending **November 30, 2010**

SAN BERNARDINO COUNTY - 76990800

Transaction Summary - Managed Account

Opening Market Value	\$3,991,810,535.27
Maturities/Calls	(6,647,315,000.00)
Principal Dispositions	0.00
Principal Acquisitions	6,866,314,391.34
Unsettled Trades	24,996,250.00
Change in Current Value	(6,675,134.43)
Closing Market Value	\$4,229,131,042.18

Cash Transactions Summary - Managed Account

Maturities/Calls	6,647,456,390.85
Sale Proceeds	0.00
Coupon/Interest Income	4,932,255.55
Principal Payments	0.00
Security Purchases	(6,866,782,161.89)
Net Cash Contribution	214,393,515.49
Reconciling Transactions	0.00

Earnings Reconciliation (Cash Basis) - Managed Account

Interest/Coupons Received	5,073,646.40
Less Purchased Interest Related to Interest/Coupons	(467,770.55)
Plus Net Realized Gains/Losses	(3,188,787.28)
Total Cash Basis Earnings	\$1,417,088.57

Cash Balance

Closing Cash Balance **\$0.00**

Earnings Reconciliation (Accrual Basis)

	Total
Ending Amortized Value of Securities	4,215,725,063.88
Ending Accrued Interest	13,008,236.65
Plus Proceeds from Sales	0.00
Plus Proceeds of Maturities/Calls/Principal Payments	6,647,456,390.85
Plus Coupons Received	4,932,255.55
Less Cost of New Purchases	(6,891,778,411.89)
Less Beginning Amortized Value of Securities	(3,972,669,060.95)
Less Beginning Accrued Interest	(13,153,896.35)
Total Accrual Basis Earnings	\$3,520,577.74



Portfolio Summary and Statistics

For the Month Ending **November 30, 2010**

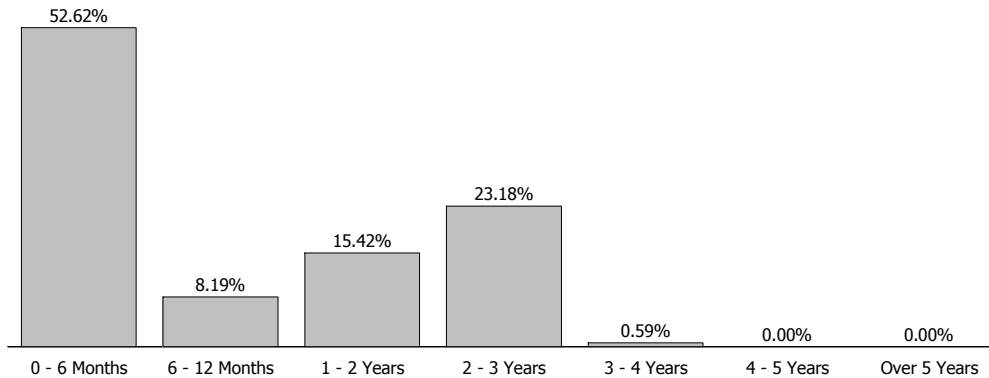
SAN BERNARDINO COUNTY - 76990800

Account Summary

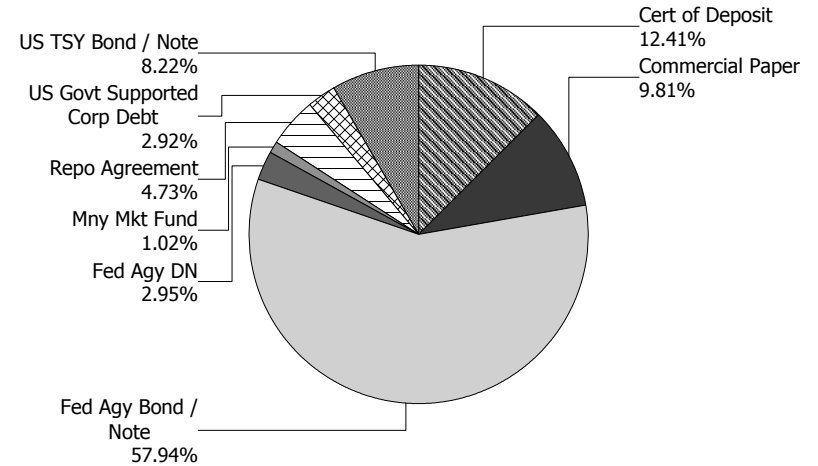
Description	Par Value	Market Value	Percent
U.S. Treasury Bond / Note	345,000,000.00	347,446,485.95	8.22
U.S. Government Supported Corporate Debt	122,100,000.00	123,557,418.70	2.92
Repurchase Agreement	200,000,000.00	199,999,724.00	4.73
Money Market Fund	43,000,000.00	43,000,000.00	1.02
Federal Agency Discount Note	125,000,000.00	124,876,044.75	2.95
Federal Agency Bond / Note	2,434,854,000.00	2,450,497,009.43	57.94
Commercial Paper	414,900,000.00	414,834,905.60	9.81
Certificate of Deposit	525,000,000.00	524,919,453.75	12.41
Managed Account Sub-Total	4,209,854,000.00	4,229,131,042.18	100.00%
Accrued Interest		13,008,236.65	
Total Portfolio	4,209,854,000.00	4,242,139,278.83	

Unsettled Trades **25,000,000.00** **25,000,000.00**

Maturity Distribution



Sector Allocation



Characteristics

Yield to Maturity at Cost	1.01%
Yield to Maturity at Market	0.52%
Duration to Worst	0.70
Weighted Average Days to Maturity	360



Managed Account Issuer Summary

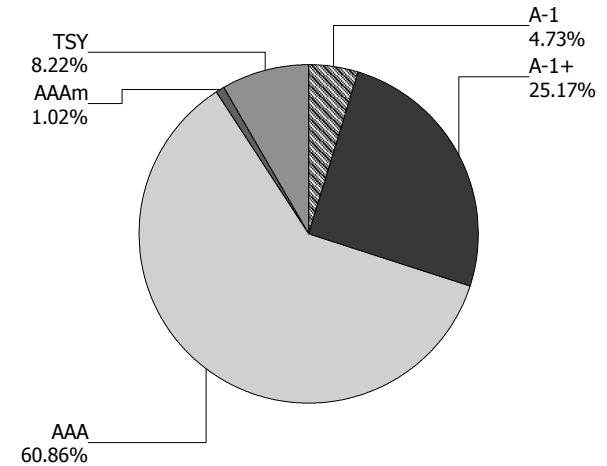
For the Month Ending **November 30, 2010**

SAN BERNARDINO COUNTY - 76990800

Issuer Summary

Issuer	Market Value of Holdings	Percent
BNP PARIBAS	199,994,706.50	4.73
CHEVRON CORP	49,996,200.00	1.18
CITIGROUP INC	25,469,250.00	0.60
FANNIE MAE	797,919,883.34	18.88
FEDERAL FARM CREDIT BANKS	572,768,390.85	13.54
FEDERAL HOME LOAN BANKS	651,773,820.19	15.41
FEDERATED INVESTORS INC	2,000,000.00	0.05
FREDDIE MAC	552,910,959.80	13.07
GENERAL ELECTRIC CO	197,655,493.70	4.67
GOLDMAN SACHS GROUP INC	291,425,274.00	6.89
NORDEA BANK AB	124,893,729.10	2.95
RABOBANK NEDERLAND	74,964,247.75	1.77
SVENSKA HANDELSBANKEN	149,962,516.25	3.55
TORONTO-DOMINION BANK	99,977,923.25	2.36
UNITED STATES TREASURY	347,446,485.95	8.22
US BANCORP	39,980,880.00	0.95
WESTPAC BANKING CORP NY	49,991,281.50	1.18
Total	\$4,229,131,042.18	100.00%

Credit Quality (S&P Ratings)





Managed Account Detail of Securities Held

For the Month Ending **November 30, 2010**

SAN BERNARDINO COUNTY - 76990800

Security Type/Description Dated Date/Coupon/Maturity	CUSIP	Par	S&P Rating	Moody's Rating	Trade Date	Settle Date	Original Cost	YTM at Cost	Accrued Interest	Amortized Cost	Market Value
U.S. Treasury Bond / Note											
US TREASURY NOTES DTD 12/31/2008 0.875% 12/31/2010	912828JV3	25,000,000.00	TSY	TSY	11/04/09	11/05/09	25,112,304.69	0.48	91,542.12	25,007,960.50	25,012,700.00
US TREASURY NOTES DTD 12/31/2008 0.875% 12/31/2010	912828JV3	25,000,000.00	TSY	TSY	11/16/09	11/17/09	25,127,929.69	0.42	91,542.12	25,009,328.75	25,012,700.00
US TREASURY NOTES DTD 01/31/2009 0.875% 01/31/2011	912828JY7	25,000,000.00	TSY	TSY	01/27/10	01/28/10	25,130,859.38	0.35	73,114.81	25,021,535.50	25,028,325.00
US TREASURY NOTES DTD 01/31/2009 0.875% 01/31/2011	912828JY7	25,000,000.00	TSY	TSY	03/09/10	03/10/10	25,115,234.38	0.36	73,114.81	25,021,359.75	25,028,325.00
US TREASURY NOTES DTD 02/15/2001 5.000% 02/15/2011	9128276T4	20,000,000.00	TSY	TSY	12/28/09	12/29/09	20,990,625.00	0.60	293,478.26	20,181,345.60	20,198,437.50
US TREASURY NOTES DTD 02/28/2009 0.875% 02/28/2011	912828KE9	25,000,000.00	TSY	TSY	12/04/09	12/07/09	25,118,164.06	0.49	55,593.92	25,023,681.50	25,042,000.00
US TREASURY NOTES DTD 02/28/2009 0.875% 02/28/2011	912828KE9	25,000,000.00	TSY	TSY	02/17/10	02/18/10	25,127,929.69	0.38	55,593.92	25,030,638.50	25,042,000.00
US TREASURY NOTES DTD 03/31/2006 4.750% 03/31/2011	912828FA3	25,000,000.00	TSY	TSY	01/12/10	01/13/10	26,283,203.13	0.49	202,266.48	25,349,833.75	25,374,023.45
US TREASURY NOTES DTD 04/30/2009 0.875% 04/30/2011	912828KL3	50,000,000.00	TSY	TSY	12/22/09	12/23/09	50,175,781.25	0.61	37,465.47	50,053,972.50	50,134,750.00
US TREASURY NOTES DTD 05/31/2009 0.875% 05/31/2011	912828KU3	25,000,000.00	TSY	TSY	05/03/10	05/04/10	25,104,492.18	0.48	600.96	25,048,446.00	25,081,050.00
US TREASURY NOTES DTD 07/31/2006 4.875% 07/31/2011	912828FN5	25,000,000.00	TSY	TSY	07/23/09	07/24/09	26,906,250.00	1.05	407,353.94	25,632,677.25	25,767,575.00
US TREASURY NOTES DTD 05/15/2009 1.375% 05/15/2012	912828KP4	5,000,000.00	TSY	TSY	06/05/09	06/08/09	4,948,828.12	1.73	3,038.67	4,974,303.55	5,072,460.00
US TREASURY NOTES DTD 05/15/2009 1.375% 05/15/2012	912828KP4	10,000,000.00	TSY	TSY	06/08/09	06/09/09	9,838,281.25	1.95	6,077.35	9,918,588.20	10,144,920.00
US TREASURY NOTES DTD 05/15/2009 1.375% 05/15/2012	912828KP4	10,000,000.00	TSY	TSY	06/09/09	06/10/09	9,852,343.75	1.90	6,077.35	9,925,628.60	10,144,920.00



Managed Account Detail of Securities Held

For the Month Ending **November 30, 2010**

SAN BERNARDINO COUNTY - 76990800

Security Type/Description	Dated Date/Coupon/Maturity	CUSIP	Par	S&P Rating	Moody's Rating	Trade Date	Settle Date	Original Cost	YTM at Cost	Accrued Interest	Amortized Cost	Market Value
U.S. Treasury Bond / Note												
US TREASURY NOTES DTD 05/15/2009 1.375% 05/15/2012		912828KP4	25,000,000.00	TSY	TSY	04/06/10	04/07/10	25,088,867.18	1.20	15,193.37	25,061,754.00	25,362,300.00
Security Type Sub-Total			345,000,000.00					349,921,093.75	0.68	1,412,053.55	346,261,053.95	347,446,485.95
U.S. Government Supported Corporate Debt												
GENERAL ELEC CAP CORP (FDIC) GLOBAL FRN DTD 03/12/2009 0.373% 03/11/2011		36967HAM9	22,100,000.00	AAA	Aaa	11/20/09	11/23/09	22,144,398.90	0.22	18,065.22	22,107,102.50	22,113,193.70
GOLDMAN SACHS GROUP INC (FDIC) GL NOTES DTD 01/21/2009 1.625% 07/15/2011		38146FAF8	25,000,000.00	AAA	Aaa	01/23/09	01/28/09	24,931,500.00	1.74	153,472.22	24,982,436.75	25,212,775.00
GOLDMAN SACHS GROUP INC (FDIC) GL NOTES DTD 01/21/2009 1.625% 07/15/2011		38146FAF8	25,000,000.00	AAA	Aaa	07/29/09	08/03/09	25,150,500.00	1.31	153,472.22	25,048,436.00	25,212,775.00
GENERAL ELEC CAP CORP (FDIC) GLOBAL NOTE DTD 03/12/2009 2.250% 03/12/2012		36967HAN7	25,000,000.00	AAA	Aaa	03/11/10	03/16/10	25,557,750.00	1.11	123,437.50	25,360,435.25	25,549,425.00
CITIGROUP FUNDING INC (FDIC) GLOBAL NOTE DTD 03/30/2009 2.000% 03/30/2012		17314AAF9	25,000,000.00	AAA	Aaa	03/10/10	03/15/10	25,447,372.25	1.11	84,722.22	25,292,666.75	25,469,250.00
Security Type Sub-Total			122,100,000.00					123,231,521.15	1.12	533,169.38	122,791,077.25	123,557,418.70
Repurchase Agreement												
GOLDMAN SACHS GROUP INC REPO AGRMT DTD 11/30/2010 0.230% 12/01/2010		RE0815564	200,000,000.00	A-1	P-1	11/30/10	11/30/10	200,000,000.00	0.23	1,277.78	200,000,000.00	199,999,724.00
Security Type Sub-Total			200,000,000.00					200,000,000.00	0.23	1,277.78	200,000,000.00	199,999,724.00
Money Market Fund												
FEDERATED PRIME OBLIGATION MUTUAL		60934N203	1,000,000.00	AAAm	Aaa	08/27/08	08/27/08	1,000,000.00	0.09	0.00	1,000,000.00	1,000,000.00



Managed Account Detail of Securities Held

For the Month Ending **November 30, 2010**

SAN BERNARDINO COUNTY - 76990800

Security Type/Description Dated Date/Coupon/Maturity	CUSIP	Par	S&P Rating	Moody's Rating	Trade Date	Settle Date	Original Cost	YTM at Cost	Accrued Interest	Amortized Cost	Market Value
Money Market Fund											
FEDERATED GOVT OBLIGATIONS FUND	60934N104	1,000,000.00	AAAm	Aaa	06/30/10	06/30/10	1,000,000.00	0.09	0.00	1,000,000.00	1,000,000.00
GOLDMAN FS GOVERNMENT MM FUND	38141W273	41,000,000.00	AAAm	Aaa	11/30/10	11/30/10	41,000,000.00	0.09	0.00	41,000,000.00	41,000,000.00
Security Type Sub-Total		43,000,000.00					43,000,000.00	0.09	0.00	43,000,000.00	43,000,000.00
Federal Agency Discount Note											
FNMA DISC NOTE -- 0.000% 02/14/2011	313588BW4	25,000,000.00	A-1+	P-1	03/02/10	03/02/10	24,910,326.39	0.37	0.00	24,980,729.25	24,988,906.75
FNMA DISC NOTE -- 0.000% 02/17/2011	313588BZ7	25,000,000.00	A-1+	P-1	03/02/10	03/02/10	24,909,555.56	0.37	0.00	24,979,958.25	24,988,364.25
FHLB DISC NOTE -- 0.000% 05/25/2011	313384GA1	25,000,000.00	A-1+	P-1	05/24/10	05/25/10	24,873,263.89	0.50	0.00	24,939,236.00	24,969,742.25
FHLB DISC NOTE -- 0.000% 05/25/2011	313384GA1	25,000,000.00	A-1+	P-1	05/25/10	05/25/10	24,873,263.89	0.50	0.00	24,939,236.00	24,969,742.25
FNMA DISC NOTE -- 0.000% 07/11/2011	313588HZ1	25,000,000.00	A-1+	P-1	07/20/10	07/20/10	24,901,111.11	0.40	0.00	24,938,333.25	24,959,289.25
Security Type Sub-Total		125,000,000.00					124,467,520.84	0.43	0.00	124,777,492.75	124,876,044.75
Federal Agency Bond / Note											
FHLB TAP BONDS DTD 06/02/2008 3.500% 12/10/2010	3133XRFK1	5,200,000.00	AAA	Aaa	01/09/09	01/12/09	5,392,868.00	1.52	86,450.00	5,202,550.70	5,204,284.80
FHLB TAP BONDS DTD 05/05/2008 3.000% 12/10/2010	3133XR4S6	11,385,000.00	AAA	Aaa	01/09/09	01/12/09	11,713,514.18	1.46	162,236.25	11,389,342.92	11,393,049.20
FHLB BONDS (EX-CALLABLE) DTD 07/03/2003 3.150% 01/03/2011	31339XUJ1	8,485,000.00	AAA	Aaa	05/19/08	05/20/08	8,465,569.35	3.24	109,880.75	8,484,324.85	8,507,459.80
FFCB BONDS DTD 01/12/2009 1.600% 01/12/2011	31331GJY6	25,000,000.00	AAA	Aaa	01/08/09	01/12/09	25,049,500.00	1.50	154,444.44	25,002,850.50	25,040,675.00
FFCB BONDS DTD 01/12/2009 1.600% 01/12/2011	31331GJY6	25,000,000.00	AAA	Aaa	01/09/09	01/12/09	25,085,000.00	1.43	154,444.44	25,004,892.00	25,040,675.00



Managed Account Detail of Securities Held

For the Month Ending **November 30, 2010**

SAN BERNARDINO COUNTY - 76990800

Security Type/Description Dated Date/Coupon/Maturity	CUSIP	Par	S&P Rating	Moody's Rating	Trade Date	Settle Date	Original Cost	YTM at Cost	Accrued Interest	Amortized Cost	Market Value
Federal Agency Bond / Note											
FFCB BONDS DTD 01/18/2008 3.500% 01/18/2011	31331YNJ5	10,000,000.00	AAA	Aaa	05/19/08	05/20/08	10,085,800.00	3.16	129,305.56	10,004,368.40	10,043,440.00
FHLMC GLOBAL REFERENCE NOTES DTD 12/16/2005 4.750% 01/18/2011	3134A4VJ0	10,000,000.00	AAA	Aaa	05/19/08	05/20/08	10,394,300.00	3.19	175,486.11	10,020,032.90	10,059,740.00
FHLMC GLOBAL REFERENCE NOTES DTD 12/16/2005 4.750% 01/18/2011	3134A4VJ0	20,000,000.00	AAA	Aaa	05/22/08	05/23/08	20,731,000.00	3.30	350,972.22	20,037,296.00	20,119,480.00
FHLB GLOBAL BONDS DTD 08/03/2009 0.950% 02/03/2011	3133XUHG1	25,000,000.00	AAA	Aaa	11/19/09	11/20/09	25,147,750.00	0.46	77,847.22	25,021,194.50	25,034,425.00
FFCB DESIGNATED BONDS DTD 03/06/2006 4.875% 02/18/2011	31331VSK3	12,500,000.00	AAA	Aaa	02/03/10	02/04/10	13,078,673.75	0.40	174,348.96	12,619,273.13	12,624,312.50
FFCB DESIGNATED BONDS DTD 03/06/2006 4.875% 02/18/2011	31331VSK3	12,500,000.00	AAA	Aaa	02/03/10	02/04/10	13,078,673.75	0.40	174,348.96	12,619,273.13	12,624,312.50
FHLB TAP BONDS DTD 11/19/2009 0.375% 02/18/2011	3133XVU82	25,000,000.00	AAA	Aaa	11/20/09	11/23/09	24,975,000.00	0.46	26,822.92	24,995,664.75	25,010,950.00
FFCB BONDS DTD 03/03/2008 3.000% 03/03/2011	31331YWG1	50,000,000.00	AAA	Aaa	12/23/08	12/24/08	51,429,000.00	1.67	366,666.67	50,169,059.00	50,361,300.00
FHLMC FLOATING MTN DTD 03/09/2009 0.362% 03/09/2011	3128X8RC8	10,000,000.00	AAA	Aaa	04/07/09	04/08/09	10,011,900.00	1.29	8,343.34	10,000,000.00	10,003,720.00
FHLMC FLOATING MTN DTD 03/09/2009 0.362% 03/09/2011	3128X8RC8	10,000,000.00	AAA	Aaa	04/07/09	04/08/09	10,011,940.00	1.29	8,343.34	10,000,000.00	10,003,720.00
FHLMC FLOATING MTN DTD 03/09/2009 0.362% 03/09/2011	3128X8RC8	10,000,000.00	AAA	Aaa	04/07/09	04/08/09	10,011,943.13	1.29	8,343.34	10,000,000.00	10,003,720.00
FHLMC FLOATING MTN DTD 03/09/2009 0.362% 03/09/2011	3128X8RC8	25,000,000.00	AAA	Aaa	03/24/09	03/25/09	25,004,500.00	1.34	20,858.37	25,000,000.00	25,009,300.00
FHLMC FLOATING MTN DTD 03/09/2009 0.362% 03/09/2011	3128X8RC8	25,000,000.00	AAA	Aaa	03/26/09	03/27/09	25,005,000.00	1.34	20,858.37	25,000,000.00	25,009,300.00
FHLB TAP BONDS DTD 02/22/2008 3.250% 03/11/2011	3133XPWW0	25,000,000.00	AAA	Aaa	11/14/08	11/17/08	25,072,500.00	3.12	180,555.56	25,009,029.00	25,213,700.00



Managed Account Detail of Securities Held

For the Month Ending **November 30, 2010**

SAN BERNARDINO COUNTY - 76990800

Security Type/Description Dated Date/Coupon/Maturity	CUSIP	Par	S&P Rating	Moody's Rating	Trade Date	Settle Date	Original Cost	YTM at Cost	Accrued Interest	Amortized Cost	Market Value
Federal Agency Bond / Note											
FHLB TAP BONDS DTD 02/08/2008 2.875% 03/11/2011	3133XPNY6	25,000,000.00	AAA	Aaa	12/03/09	12/04/09	25,732,550.00	0.56	159,722.22	25,160,664.50	25,184,175.00
FNMA GLOBAL BENCHMARK NOTES DTD 03/26/2001 5.500% 03/15/2011	31359MHK2	25,000,000.00	AAA	Aaa	11/12/08	11/13/08	26,510,650.00	2.81	290,277.78	25,191,539.00	25,385,350.00
FNMA GLOBAL NOTES DTD 02/27/2009 1.750% 03/23/2011	31398AVQ2	25,000,000.00	AAA	Aaa	12/10/09	12/11/09	25,376,250.00	0.57	82,638.89	25,091,434.50	25,122,775.00
FHLB GLOBAL BONDS DTD 09/10/2009 0.750% 03/25/2011	3133XUSX2	25,000,000.00	AAA	Aaa	12/03/09	12/04/09	25,063,500.00	0.55	34,375.00	25,015,411.25	25,045,875.00
FFCB BONDS DTD 04/07/2004 3.750% 04/07/2011	31331TZN4	12,150,000.00	AAA	Aaa	03/11/08	03/28/08	12,428,235.00	2.95	68,343.75	12,183,405.09	12,302,105.85
FHLMC GLOBAL REFERENCE NOTES DTD 03/09/2006 5.125% 04/18/2011	3137EAAB5	12,000,000.00	AAA	Aaa	03/12/08	03/13/08	12,773,400.00	2.93	73,458.33	12,098,700.48	12,226,080.00
FHLMC GLOBAL REFERENCE NOTES DTD 03/09/2006 5.125% 04/18/2011	3137EAAB5	25,000,000.00	AAA	Aaa	03/11/08	03/12/08	26,612,500.00	2.93	153,038.19	25,205,611.75	25,471,000.00
FHLMC GLOBAL REFERENCE NOTES DTD 03/09/2006 5.125% 04/18/2011	3137EAAB5	25,000,000.00	AAA	Aaa	10/22/08	10/23/08	26,030,000.00	3.38	153,038.19	25,162,983.25	25,471,000.00
FFCB BONDS DTD 04/21/2008 2.625% 04/21/2011	31331YG46	25,000,000.00	AAA	Aaa	11/06/08	11/07/08	24,738,000.00	3.07	72,916.67	24,957,294.25	25,238,475.00
FFCB BONDS DTD 04/21/2008 2.625% 04/21/2011	31331YG46	50,000,000.00	AAA	Aaa	10/21/08	10/22/08	48,936,500.00	3.52	145,833.33	49,828,563.50	50,476,950.00
FNMA GLOBAL BENCHMARK NOTES DTD 05/25/2001 6.000% 05/15/2011	31359MJH7	50,000,000.00	AAA	Aaa	11/18/08	11/19/08	53,313,500.00	3.21	133,333.33	50,625,883.00	51,320,450.00
FFCB FLOATING BONDS DTD 05/18/2009 0.343% 05/18/2011	31331GWG0	25,000,000.00	AAA	Aaa	05/20/09	05/21/09	25,000,500.00	0.42	3,100.50	25,000,000.00	25,013,700.00
FHLB BONDS DTD 05/24/2010 0.580% 06/10/2011	3133XYNZ4	15,000,000.00	AAA	Aaa	06/02/10	06/03/10	14,998,950.00	0.59	45,191.67	14,999,462.85	15,025,350.00
FHLB BONDS DTD 05/24/2010 0.580% 06/10/2011	3133XYNZ4	15,000,000.00	AAA	Aaa	06/02/10	06/03/10	14,998,950.00	0.59	45,191.67	14,999,462.85	15,025,350.00



Managed Account Detail of Securities Held

For the Month Ending **November 30, 2010**

SAN BERNARDINO COUNTY - 76990800

Security Type/Description Dated Date/Coupon/Maturity	CUSIP	Par	S&P Rating	Moody's Rating	Trade Date	Settle Date	Original Cost	YTM at Cost	Accrued Interest	Amortized Cost	Market Value
Federal Agency Bond / Note											
FHLB TAP BONDS DTD 05/24/2005 4.250% 06/10/2011	3133XBYA7	25,000,000.00	AAA	Aaa	07/23/08	07/24/08	25,158,250.00	4.01	504,687.50	25,030,408.00	25,499,225.00
FHLB GLOBAL BONDS DTD 05/27/2008 3.375% 06/24/2011	3133XRCW8	30,295,000.00	AAA	Aaa	05/18/10	05/19/10	31,220,512.25	0.58	445,904.53	30,771,366.15	30,790,111.19
FHLB GLOBAL BONDS DTD 06/12/2009 1.625% 07/27/2011	3133XTXH4	11,100,000.00	AAA	Aaa	06/02/10	06/03/10	11,229,392.70	0.61	62,129.17	11,173,868.61	11,191,430.70
FFCB BONDS DTD 06/25/2008 3.875% 08/25/2011	31331YZ86	25,000,000.00	AAA	Aaa	11/05/08	11/06/08	25,518,000.00	3.10	258,333.33	25,139,929.25	25,640,225.00
FFCB BONDS DTD 06/25/2008 3.875% 08/25/2011	31331YZ86	50,000,000.00	AAA	Aaa	11/04/08	11/05/08	50,894,000.00	3.20	516,666.67	50,241,595.50	51,280,450.00
FHLMC (FLOATING) MTN DTD 04/26/2010 0.253% 10/26/2011	3134G1BL7	20,800,000.00	AAA	Aaa	05/06/10	05/07/10	20,795,840.00	0.28	732.16	20,795,840.00	20,794,508.80
FFCB BONDS (FLOATING) DTD 11/02/2009 0.234% 11/02/2011	31331G2M0	25,000,000.00	AAA	Aaa	11/06/09	11/09/09	25,000,000.00	0.22	4,707.47	25,000,000.00	25,000,350.00
FFCB BONDS (CALLABLE) DTD 12/23/2009 1.050% 12/23/2011	31331G607	25,000,000.00	AAA	Aaa	12/18/09	12/23/09	25,000,000.00	1.05	115,208.33	25,000,000.00	25,010,100.00
FFCB BONDS DTD 01/12/2010 1.100% 01/12/2012	31331JBL6	25,000,000.00	AAA	Aaa	02/18/10	02/19/10	25,065,000.00	0.96	106,180.56	25,038,330.25	25,171,475.00
FHLMC GLOBAL NOTES (CALLABLE) DTD 01/25/2010 1.375% 01/25/2012	3128X9TM2	25,000,000.00	AAA	Aaa	01/05/10	01/25/10	25,000,000.00	1.38	120,312.50	25,000,000.00	25,029,100.00
FHLB BONDS (CALLABLE) DTD 01/25/2010 1.125% 01/25/2012	3133XWPU7	25,000,000.00	AAA	Aaa	01/22/10	01/25/10	24,997,500.00	1.13	98,437.50	24,998,556.00	25,024,275.00
FFCB BONDS (CALLABLE) DTD 02/09/2010 1.040% 02/09/2012	31331JDM2	25,000,000.00	AAA	Aaa	02/05/10	02/09/10	24,992,500.00	1.06	80,888.89	24,995,523.75	25,031,675.00
FHLB BONDS DTD 12/24/2009 1.050% 02/24/2012	3133XWFP9	25,000,000.00	AAA	Aaa	12/29/09	12/30/09	24,854,250.00	1.33	70,729.17	24,916,053.75	25,169,000.00
FHLB GLOBAL BONDS DTD 03/19/2010 1.125% 05/18/2012	3133XXPV3	25,000,000.00	AAA	Aaa	05/11/10	05/12/10	25,035,750.00	1.05	10,156.25	25,026,021.00	25,218,150.00



Managed Account Detail of Securities Held

For the Month Ending **November 30, 2010**

SAN BERNARDINO COUNTY - 76990800

Security Type/Description Dated Date/Coupon/Maturity	CUSIP	Par	S&P Rating	Moody's Rating	Trade Date	Settle Date	Original Cost	YTM at Cost	Accrued Interest	Amortized Cost	Market Value
Federal Agency Bond / Note											
FFCB NOTES (FLOAT) DTD 08/23/2010 0.325% 05/23/2012	31331JZB2	25,000,000.00	AAA	Aaa	10/05/10	10/06/10	24,997,925.00	0.33	1,798.61	24,998,284.00	25,002,000.00
FNMA NOTES (CALLABLE) DTD 05/25/2010 1.300% 05/25/2012	31398AS37	25,000,000.00	AAA	Aaa	05/10/10	05/25/10	25,016,250.00	1.27	5,416.67	25,007,878.25	25,072,575.00
FNMA NOTES (CALLABLE) DTD 05/25/2010 1.300% 05/25/2012	31398AS37	25,000,000.00	AAA	Aaa	05/27/10	05/28/10	25,022,500.00	1.25	5,416.67	25,011,002.75	25,072,575.00
FHLMC GLOBAL NOTES DTD 05/21/2009 1.750% 06/15/2012	3137EACC1	25,000,000.00	AAA	Aaa	05/11/10	05/12/10	25,329,750.00	1.11	201,736.11	25,243,397.50	25,463,925.00
FHLMC NOTES (CALLABLE) DTD 07/26/2010 1.000% 07/26/2012	3134G1LT9	15,000,000.00	AAA	Aaa	07/06/10	07/26/10	15,000,000.00	1.00	52,083.33	15,000,000.00	15,009,975.00
FHLMC NOTES (CALLABLE) DTD 07/26/2010 1.000% 07/26/2012	3134G1LT9	15,000,000.00	AAA	Aaa	07/06/10	07/26/10	15,000,000.00	1.00	52,083.33	15,000,000.00	15,009,975.00
FHLMC NOTES (CALLABLE) DTD 07/26/2010 1.000% 07/26/2012	3134G1LT9	20,000,000.00	AAA	Aaa	07/06/10	07/26/10	20,000,000.00	1.00	69,444.44	20,000,000.00	20,013,300.00
FHLB BONDS (CALLABLE) DTD 02/03/2010 1.450% 08/03/2012	3133XWR76	25,000,000.00	AAA	Aaa	01/28/10	02/03/10	24,995,000.00	1.46	118,819.44	24,996,636.25	25,046,650.00
FHLB GLOBAL BONDS DTD 07/23/2009 1.750% 08/22/2012	3133XUE41	50,000,000.00	AAA	Aaa	07/31/09	08/03/09	49,767,500.00	1.91	240,625.00	49,866,916.50	51,010,350.00
FHLMC NOTES (CALLABLE) DTD 09/17/2010 0.750% 09/17/2012	3134G1TB0	25,000,000.00	AAA	Aaa	08/30/10	09/17/10	24,995,000.00	0.76	38,541.67	24,995,511.00	25,023,875.00
FHLMC GLOBAL REFERENCE NOTES DTD 08/06/2009 2.125% 09/21/2012	3137EACE7	25,000,000.00	AAA	Aaa	12/22/09	12/23/09	25,393,000.00	1.54	103,298.61	25,260,511.00	25,690,050.00
FHLMC (FLOATING) NOTES DTD 10/12/2010 0.340% 10/12/2012	3134G1WN0	25,000,000.00	AAA	Aaa	10/13/10	10/14/10	25,002,500.00	0.32	11,493.06	25,001,739.50	25,064,900.00
FNMA NOTES (EX-CALLABLE) DTD 11/01/2010 0.550% 11/01/2012	31398A5B4	25,000,000.00	AAA	Aaa	11/04/10	11/05/10	25,000,000.00	0.55	11,458.33	25,000,000.00	24,944,650.00
FFCB NOTES DTD 11/02/2010 0.400% 11/02/2012	31331JY56	20,000,000.00	AAA	Aaa	11/22/10	11/23/10	19,904,400.00	0.65	6,444.44	19,905,489.00	19,925,120.00



Managed Account Detail of Securities Held

For the Month Ending **November 30, 2010**

SAN BERNARDINO COUNTY - 76990800

Security Type/Description Dated Date/Coupon/Maturity	CUSIP	Par	S&P Rating	Moody's Rating	Trade Date	Settle Date	Original Cost	YTM at Cost	Accrued Interest	Amortized Cost	Market Value
Federal Agency Bond / Note											
FHLMC NOTES DTD 10/08/2010 0.515% 11/26/2012	3134G1WT7	8,400,000.00	AAA	Aaa	11/22/10	11/23/10	8,378,412.00	0.64	600.83	8,378,649.30	8,382,897.60
FHLMC NOTES DTD 10/08/2010 0.515% 11/26/2012	3134G1WT7	18,989,000.00	AAA	Aaa	11/22/10	11/23/10	18,938,299.37	0.65	1,358.24	18,938,856.70	18,950,338.40
FHLB BONDS DTD 11/04/2009 1.750% 12/14/2012	3133XVNT4	25,000,000.00	AAA	Aaa	12/01/09	12/02/09	25,216,250.00	1.46	202,951.39	25,146,174.50	25,539,800.00
FHLB BONDS DTD 11/04/2009 1.750% 12/14/2012	3133XVNT4	25,000,000.00	AAA	Aaa	12/04/09	12/07/09	25,039,500.00	1.70	202,951.39	25,026,840.25	25,539,800.00
FHLB BONDS DTD 11/04/2009 1.750% 12/14/2012	3133XVNT4	25,000,000.00	AAA	Aaa	11/18/10	11/19/10	25,565,250.00	0.65	202,951.39	25,556,223.75	25,539,800.00
FNMA NOTES (CALLABLE) DTD 12/14/2010 0.800% 12/14/2012	3136FPH83	25,000,000.00	AAA	Aaa	11/30/10	12/14/10	24,996,250.00	0.81	0.00	24,996,250.00	25,000,000.00
FHLMC GLOBAL NOTES (CALLABLE) DTD 12/17/2009 1.700% 12/17/2012	3128X9PN4	25,000,000.00	AAA	Aaa	12/02/09	12/17/09	25,016,250.00	1.68	193,611.11	25,000,725.25	25,012,650.00
FHLMC GLOBAL NOTES (CALLABLE) DTD 12/17/2009 1.700% 12/17/2012	3128X9PN4	50,000,000.00	AAA	Aaa	12/04/09	12/17/09	49,815,000.00	1.83	387,222.22	49,872,845.00	50,025,300.00
FFCB BONDS DTD 12/24/2009 1.625% 12/24/2012	31331JAB9	25,000,000.00	AAA	Aaa	12/21/09	12/24/09	24,930,000.00	1.72	177,170.14	24,951,463.00	25,509,175.00
FNMA NOTES (CALLABLE) DTD 11/29/2010 0.550% 12/27/2012	31398A6J6	25,000,000.00	AAA	Aaa	11/24/10	11/29/10	24,906,250.00	0.73	763.89	24,906,497.75	24,961,325.00
FNMA GLOBAL NOTES (CALLABLE) DTD 12/28/2009 1.750% 12/28/2012	31398AB76	25,000,000.00	AAA	Aaa	12/15/09	12/28/09	24,890,000.00	1.90	185,937.50	24,923,264.00	24,986,025.00
FNMA GLOBAL NOTES (CALLABLE) DTD 12/28/2009 1.750% 12/28/2012	31398AB76	25,000,000.00	AAA	Aaa	02/10/10	02/11/10	24,981,250.00	1.78	185,937.50	24,986,527.00	24,986,025.00
FFCB BONDS (CALLABLE) DTD 02/19/2010 1.670% 02/19/2013	31331JEK5	25,000,000.00	AAA	Aaa	02/19/10	02/22/10	24,887,500.00	1.83	118,291.67	24,916,091.50	25,221,375.00
FFCB BONDS DTD 01/15/2010 1.750% 02/21/2013	31331JBV4	25,000,000.00	AAA	Aaa	02/11/10	02/12/10	25,035,250.00	1.70	121,527.78	25,026,042.50	25,533,900.00



Managed Account Detail of Securities Held

For the Month Ending **November 30, 2010**

SAN BERNARDINO COUNTY - 76990800

Security Type/Description Dated Date/Coupon/Maturity	CUSIP	Par	S&P Rating	Moody's Rating	Trade Date	Settle Date	Original Cost	YTM at Cost	Accrued Interest	Amortized Cost	Market Value
Federal Agency Bond / Note											
FNMA GLOBAL NOTES (CALLABLE) DTD 03/15/2010 1.800% 03/15/2013	31398AH70	50,000,000.00	AAA	Aaa	03/05/10	03/15/10	49,925,000.00	1.85	190,000.00	49,942,418.50	50,170,550.00
FFCB BONDS DTD 04/15/2010 1.875% 04/15/2013	31331JKS1	25,000,000.00	AAA	Aaa	04/19/10	04/20/10	25,118,100.00	1.71	59,895.83	25,094,315.00	25,676,600.00
FHLMC NOTES (CALLABLE) DTD 07/26/2010 1.400% 07/26/2013	3134G1ML5	10,000,000.00	AAA	Aaa	07/12/10	07/26/10	10,000,000.00	1.40	48,611.11	10,000,000.00	10,010,760.00
FHLMC NOTES (CALLABLE) DTD 07/26/2010 1.400% 07/26/2013	3134G1ML5	10,000,000.00	AAA	Aaa	07/12/10	07/26/10	10,000,000.00	1.40	48,611.11	10,000,000.00	10,010,760.00
FHLMC NOTES (CALLABLE) DTD 07/26/2010 1.400% 07/26/2013	3134G1ML5	10,000,000.00	AAA	Aaa	07/12/10	07/26/10	10,000,000.00	1.40	48,611.11	10,000,000.00	10,010,760.00
FNMA NOTES (CALLABLE) DTD 07/29/2010 1.250% 07/29/2013	31398AZ47	3,175,000.00	AAA	Aaa	07/30/10	08/02/10	3,175,000.00	1.25	13,449.65	3,175,000.00	3,185,150.48
FNMA NOTES (CALLABLE) DTD 07/29/2010 1.250% 07/29/2013	31398AZ47	25,000,000.00	AAA	Aaa	07/21/10	07/29/10	24,984,750.00	1.27	105,902.78	24,986,445.50	25,079,925.00
FNMA NOTES (CALLABLE) DTD 07/29/2010 1.250% 07/29/2013	31398AZ47	50,000,000.00	AAA	Aaa	07/21/10	07/29/10	49,969,500.00	1.27	211,805.56	49,972,891.00	50,159,850.00
FNMA NOTES (CALLABLE) DTD 08/16/2010 1.350% 08/16/2013	31398A2H4	20,895,000.00	AAA	Aaa	07/30/10	08/16/10	20,895,000.00	1.35	82,274.06	20,895,000.00	20,922,309.77
FNMA NOTES (CALLABLE) DTD 08/27/2010 1.000% 08/27/2013	3136FPCR6	10,390,000.00	AAA	Aaa	08/17/10	08/27/10	10,385,844.00	1.01	27,129.44	10,386,201.21	10,403,216.08
FNMA NOTES (CALLABLE) DTD 08/27/2010 1.000% 08/27/2013	3136FPCR6	39,610,000.00	AAA	Aaa	08/17/10	08/27/10	39,598,117.00	1.01	103,426.11	39,599,138.15	39,660,383.92
FHLMC NOTES (CALLABLE) DTD 09/03/2010 1.150% 09/03/2013	3134G1SB1	25,000,000.00	AAA	Aaa	08/24/10	09/03/10	25,000,000.00	1.15	70,277.78	25,000,000.00	25,025,050.00
FHLB NOTES TAP ISSUE DTD 08/09/2010 1.000% 09/13/2013	313370LB2	25,000,000.00	AAA	Aaa	10/26/10	10/27/10	25,195,250.00	0.73	77,777.78	25,188,923.00	25,124,225.00
FHLB NOTES TAP ISSUE DTD 08/09/2010 1.000% 09/13/2013	313370LB2	25,000,000.00	AAA	Aaa	11/02/10	11/03/10	25,261,750.00	0.63	77,777.78	25,254,707.75	25,124,225.00



Managed Account Detail of Securities Held

For the Month Ending **November 30, 2010**

SAN BERNARDINO COUNTY - 76990800

Security Type/Description	Dated Date/Coupon/Maturity	CUSIP	Par	S&P Rating	Moody's Rating	Trade Date	Settle Date	Original Cost	YTM at Cost	Accrued Interest	Amortized Cost	Market Value
Federal Agency Bond / Note												
FHLB NOTES TAP ISSUE DTD 08/09/2010 1.000% 09/13/2013		313370LB2	25,000,000.00	AAA	Aaa	11/02/10	11/03/10	25,261,775.00	0.63	77,777.78	25,254,732.25	25,124,225.00
FHLB NOTES TAP ISSUE DTD 08/09/2010 1.000% 09/13/2013		313370LB2	25,000,000.00	AAA	Aaa	11/02/10	11/03/10	25,261,780.25	0.63	77,777.78	25,254,737.25	25,124,225.00
FHLB NOTES TAP ISSUE DTD 08/09/2010 1.000% 09/13/2013		313370LB2	25,000,000.00	AAA	Aaa	11/10/10	11/12/10	25,159,475.00	0.77	77,777.78	25,156,551.50	25,124,225.00
FNMA NOTES (CALLABLE) DTD 09/17/2010 1.125% 09/17/2013		31398A3L4	1,980,000.00	AAA	Aaa	09/21/10	09/22/10	1,979,901.00	1.13	4,578.75	1,979,907.55	1,982,292.84
FNMA NOTES (CALLABLE) DTD 09/17/2010 1.125% 09/17/2013		31398A3L4	12,500,000.00	AAA	Aaa	09/21/10	09/22/10	12,499,750.00	1.13	28,906.25	12,499,767.63	12,514,475.00
FNMA NOTES (CALLABLE) DTD 09/17/2010 1.125% 09/17/2013		31398A3L4	12,500,000.00	AAA	Aaa	09/21/10	09/22/10	12,499,750.00	1.13	28,906.25	12,499,767.63	12,514,475.00
FNMA NOTES DTD 08/02/2010 1.125% 09/30/2013		31398A2M3	25,000,000.00	AAA	Aaa	09/09/10	09/10/10	25,041,250.00	1.07	47,656.25	25,038,236.25	25,177,725.00
FNMA NOTES (CALLABLE) DTD 09/30/2010 1.250% 09/30/2013		31398A4D1	25,000,000.00	AAA	Aaa	09/23/10	09/30/10	25,018,625.00	1.22	52,951.39	25,012,313.25	25,034,150.00
FNMA NOTES (CALLABLE) DTD 10/08/2010 1.125% 10/08/2013		31398A4H2	25,000,000.00	AAA	Aaa	09/23/10	10/08/10	25,000,000.00	1.13	41,406.25	25,000,000.00	24,947,700.00
FNMA NOTES (CALLABLE) DTD 10/18/2010 1.000% 10/18/2013		31398A4Q2	5,000,000.00	AAA	Aaa	09/28/10	10/18/10	5,000,000.00	1.00	5,972.22	5,000,000.00	4,985,830.00
FNMA NOTES (CALLABLE) DTD 10/18/2010 1.000% 10/18/2013		31398A4Q2	5,000,000.00	AAA	Aaa	09/28/10	10/18/10	5,000,000.00	1.00	5,972.22	5,000,000.00	4,985,830.00
FNMA NOTES (CALLABLE) DTD 10/18/2010 1.000% 10/18/2013		31398A4Q2	5,000,000.00	AAA	Aaa	09/28/10	10/18/10	5,000,000.00	1.00	5,972.22	5,000,000.00	4,985,830.00
FNMA NOTES (CALLABLE) DTD 10/18/2010 1.000% 10/18/2013		31398A4Q2	5,000,000.00	AAA	Aaa	09/28/10	10/18/10	5,000,000.00	1.00	5,972.22	5,000,000.00	4,985,830.00
FNMA STEP-RATE NOTES (CALLABLE) DTD 10/18/2010 0.625% 10/18/2013		3136FPNT0	25,000,000.00	AAA	Aaa	10/08/10	10/18/10	24,992,500.00	1.05	18,663.19	25,005,171.75	24,943,575.00



Managed Account Detail of Securities Held

For the Month Ending **November 30, 2010**

SAN BERNARDINO COUNTY - 76990800

Security Type/Description Dated Date/Coupon/Maturity	CUSIP	Par	S&P Rating	Moody's Rating	Trade Date	Settle Date	Original Cost	YTM at Cost	Accrued Interest	Amortized Cost	Market Value
Federal Agency Bond / Note											
FHLMC NOTES DTD 08/20/2010 0.875% 10/28/2013	3137EACL1	25,000,000.00	AAA	Aaa	09/02/10	09/03/10	24,903,675.75	1.00	61,371.53	24,911,098.75	25,005,775.00
FNMA NOTES (CALLABLE) DTD 11/15/2010 0.900% 11/15/2013	31398A5S7	50,000,000.00	AAA	Aaa	11/01/10	11/15/10	50,025,000.00	0.88	20,000.00	50,023,891.00	49,687,900.00
FNMA NOTES (CALLABLE) DTD 11/29/2010 1.000% 11/29/2013	31398A6L1	25,000,000.00	AAA	Aaa	11/12/10	11/29/10	24,957,500.00	1.06	1,388.89	24,957,577.75	24,944,675.00
FNMA NOTES DTD 11/01/2010 0.750% 12/18/2013	31398A5W8	25,000,000.00	AAA	Aaa	11/16/10	11/17/10	24,818,000.00	0.99	15,625.00	24,820,248.25	24,859,900.00

Security Type Sub-Total		2,434,854,000.00					2,451,965,491.48	1.46	10,890,251.20	2,439,049,917.48	2,450,497,009.43
--------------------------------	--	-------------------------	--	--	--	--	-------------------------	-------------	----------------------	-------------------------	-------------------------

Commercial Paper											
NORDEA NORTH AMERICA INC COMM PAPER -- 0.000% 12/01/2010	6555P1M12	24,900,000.00	A-1+	P-1	10/04/10	10/04/10	24,889,970.83	0.25	0.00	24,900,000.00	24,899,850.60
GENERAL ELEC CAP SVCS COMM PAPER -- 0.000% 12/01/2010	36959SM18	25,000,000.00	A-1+	P-1	09/27/10	09/27/10	24,989,618.06	0.23	0.00	25,000,000.00	24,999,875.00
GENERAL ELEC CAP SVCS COMM PAPER -- 0.000% 12/01/2010	36959SM18	50,000,000.00	A-1+	P-1	09/27/10	09/27/10	49,979,236.11	0.23	0.00	50,000,000.00	49,999,750.00
BNP PARIBAS FINANCE INC COMM PAPER -- 0.000% 12/01/2010	0556N1M18	50,000,000.00	A-1+	P-1	11/19/10	11/19/10	49,996,166.67	0.23	0.00	50,000,000.00	49,999,700.00
BNP PARIBAS FINANCE INC COMM PAPER -- 0.000% 12/01/2010	0556N1M18	50,000,000.00	A-1+	P-1	11/19/10	11/19/10	49,996,166.67	0.23	0.00	50,000,000.00	49,999,700.00
GENERAL ELECTRIC CO COMM PAPER -- 0.000% 12/17/2010	36960MMH3	25,000,000.00	A-1+	P-1	11/09/10	11/09/10	24,994,722.22	0.20	0.00	24,997,777.75	24,997,750.00
GENERAL ELECTRIC CO COMM PAPER -- 0.000% 12/17/2010	36960MMH3	50,000,000.00	A-1+	P-1	11/10/10	11/10/10	49,989,722.22	0.20	0.00	49,995,555.50	49,995,500.00
CHEVRON FUNDING CORP COMM PAPER -- 0.000% 12/17/2010	1667X1MH6	50,000,000.00	A-1+	P-1	11/30/10	11/30/10	49,995,750.00	0.18	0.00	49,996,000.00	49,996,200.00



Managed Account Detail of Securities Held

For the Month Ending **November 30, 2010**

SAN BERNARDINO COUNTY - 76990800

Security Type/Description	Dated Date/Coupon/Maturity	CUSIP	Par	S&P Rating	Moody's Rating	Trade Date	Settle Date	Original Cost	YTM at Cost	Accrued Interest	Amortized Cost	Market Value
Commercial Paper												
US BANK NA COMM PAPER -- 0.000% 02/01/2011		9033E1P16	40,000,000.00	A-1+	P-1	11/30/10	11/30/10	39,985,300.00	0.21	0.00	39,985,533.20	39,980,880.00
SVENSKA HANDELSBANKEN INC COMM PAPER -- 0.000% 02/22/2011		86958UPN8	25,000,000.00	A-1+	P-1	11/22/10	11/22/10	24,983,069.44	0.27	0.00	24,984,725.75	24,982,850.00
SVENSKA HANDELSBANKEN INC COMM PAPER -- 0.000% 02/22/2011		86958UPN8	25,000,000.00	A-1+	P-1	11/24/10	11/24/10	24,983,437.50	0.27	0.00	24,984,725.75	24,982,850.00
Security Type Sub-Total			414,900,000.00					414,783,159.72	0.22	0.00	414,844,317.95	414,834,905.60
Certificate of Deposit												
TORONTO DOMINION BANK NY CERT DEPOS DTD 06/10/2010 0.590% 12/06/2010		89112YEP4	25,000,000.00	A-1+	P-1	06/09/10	06/10/10	25,000,000.00	0.59	71,291.67	25,000,000.00	25,001,287.50
BNP PARIBAS SF CERT DEPOS DTD 11/24/2010 0.230% 12/17/2010		05566O5W3	15,000,000.00	A-1+	P-1	11/24/10	11/24/10	15,000,000.00	0.23	670.83	15,000,000.00	14,999,645.85
NORDEA BANK FINLAND NY CERT DEPOS DTD 11/18/2010 0.220% 12/17/2010		65557VEK3	25,000,000.00	A-1+	P-1	11/18/10	11/18/10	25,000,000.00	0.22	1,986.11	25,000,000.00	24,999,291.50
TORONTO DOMINION NY CERT DEPOS DTD 11/19/2010 0.230% 12/17/2010		89112YNM1	25,000,000.00	A-1+	P-1	11/19/10	11/19/10	25,000,000.00	0.23	1,916.67	25,000,000.00	24,999,409.50
SVENSKA HANDELSBANKEN NY CERT DEPOS DTD 09/28/2010 0.250% 12/21/2010		86959BHP3	25,000,000.00	A-1+	P-1	09/27/10	09/28/10	25,000,000.00	0.25	11,111.11	25,000,000.00	24,999,560.75
SVENSKA HANDELSBANKEN NY CERT DEPOS DTD 09/23/2010 0.260% 12/23/2010		86959BHE8	25,000,000.00	A-1+	P-1	09/23/10	09/23/10	25,000,631.55	0.25	12,458.33	25,000,152.75	24,999,678.50
SVENSKA HANDELSBANKEN NY CERT DEPOS DTD 09/23/2010 0.260% 12/23/2010		86959BHE8	25,000,000.00	A-1+	P-1	09/27/10	09/27/10	25,000,603.37	0.25	12,458.33	25,000,152.50	24,999,678.50
RABOBANK NEDERLAND NV NY CERT DEPOS DTD 09/24/2010 0.250% 12/31/2010		74977JJY9	25,000,000.00	A-1+	P-1	09/24/10	09/24/10	25,000,000.00	0.25	11,805.56	25,000,000.00	24,999,328.50
BNP PARIBAS SF CERT DEPOS DTD 11/19/2010 0.270% 01/19/2011		05566Q5U7	50,000,000.00	A-1+	P-1	11/19/10	11/19/10	50,000,000.00	0.27	4,500.00	50,000,000.00	49,997,908.00



Managed Account Detail of Securities Held

For the Month Ending **November 30, 2010**

SAN BERNARDINO COUNTY - 76990800

Security Type/Description Dated Date/Coupon/Maturity	CUSIP	Par	S&P Rating	Moody's Rating	Trade Date	Settle Date	Original Cost	YTM at Cost	Accrued Interest	Amortized Cost	Market Value
Certificate of Deposit											
NORDEA BANK FINLAND NY CERT DEPOS DTD 11/24/2010 0.250% 01/21/2011	65557VEZ0	50,000,000.00	A-1+	P-1	11/24/10	11/24/10	50,000,000.00	0.25	2,430.56	50,000,000.00	49,996,236.50
TORONTO DOMINION BANK NY CERT DEPOS DTD 11/24/2010 0.230% 01/24/2011	89112YNZ2	25,000,000.00	A-1+	P-1	11/24/10	11/24/10	25,000,000.00	0.23	1,118.06	25,000,000.00	24,997,131.50
BNP PARIBAS SF CERT DEPOS DTD 11/02/2010 0.270% 01/28/2011	05566Q5L7	35,000,000.00	A-1+	P-1	11/02/10	11/02/10	35,000,000.00	0.27	7,612.50	35,000,000.00	34,997,752.65
SVENSKA HANDELSBANKEN NY CERT DEPOS DTD 11/03/2010 0.265% 02/01/2011	86959BKM6	25,000,000.00	A-1+	P-1	11/02/10	11/03/10	25,000,000.00	0.27	5,152.78	25,000,000.00	24,997,898.50
NORDEA BANK FIN NY CERT DEPOS DTD 10/04/2010 0.280% 02/04/2011	65557VBR1	25,000,000.00	A-1+	P-1	11/05/10	11/05/10	25,001,258.97	0.26	11,277.78	25,000,899.25	24,998,350.50
WESTPAC BANKING CORP NY CERT DEPOS DTD 11/10/2010 0.230% 02/08/2011	96121H7M0	25,000,000.00	A-1+	P-1	11/09/10	11/10/10	25,000,000.00	0.23	3,354.17	25,000,000.00	24,995,640.75
WESTPAC BANKING CORP NY CERT DEPOS DTD 11/10/2010 0.230% 02/08/2011	96121H7M0	25,000,000.00	A-1+	P-1	11/19/10	11/19/10	25,000,000.00	0.23	3,354.17	25,000,000.00	24,995,640.75
RABOBANK NEDERLAND NV NY CERT DEPOS DTD 11/08/2010 0.290% 04/29/2011	74977MPH2	25,000,000.00	A-1+	P-1	11/04/10	11/08/10	25,000,000.00	0.29	4,631.94	25,000,000.00	24,984,082.75
RABOBANK NEDERLAND NV NY CERT DEPOS DTD 11/18/2010 0.310% 05/17/2011	74977JKS0	25,000,000.00	A-1+	P-1	11/18/10	11/18/10	25,000,000.00	0.31	2,798.61	25,000,000.00	24,980,836.50
TORONTO DOMINION BANK NY CERT DEPOS DTD 11/24/2010 0.320% 05/23/2011	89112YNY5	25,000,000.00	A-1+	P-1	11/24/10	11/24/10	25,000,000.00	0.32	1,555.56	25,000,000.00	24,980,094.75
Security Type Sub-Total		525,000,000.00					525,002,493.89	0.27	171,484.74	525,001,204.50	524,919,453.75
Managed Account Sub-Total		4,209,854,000.00					4,232,371,280.83	1.01	13,008,236.65	4,215,725,063.88	4,229,131,042.18



Managed Account Detail of Securities Held

For the Month Ending **November 30, 2010**

SAN BERNARDINO COUNTY - 76990800

Securities Sub-Total	\$4,209,854,000.00	\$4,232,371,280.83	1.01%	\$13,008,236.65	\$4,215,725,063.88	\$4,229,131,042.18
Accrued Interest						\$13,008,236.65
Total Investments						\$4,242,139,278.83

Bolded items are forward settling trades.



Managed Account Fair Market Value & Analytics

For the Month Ending **November 30, 2010**

SAN BERNARDINO COUNTY - 76990800

Security Type/Description	CUSIP	Par	Broker	Next Call Date	Market Price	Market Value	Unreal G/L On Cost	Unreal G/L Amort Cost	Duration to Worst	YTM at Mkt
U.S. Treasury Bond / Note										
US TREASURY NOTES DTD 12/31/2008 0.875% 12/31/2010	912828JV3	25,000,000.00	JPMCHASE		100.05	25,012,700.00	(99,604.69)	4,739.50	0.08	0.27
US TREASURY NOTES DTD 12/31/2008 0.875% 12/31/2010	912828JV3	25,000,000.00	BK AMER		100.05	25,012,700.00	(115,229.69)	3,371.25	0.08	0.27
US TREASURY NOTES DTD 01/31/2009 0.875% 01/31/2011	912828JY7	25,000,000.00	DEUTSCHE		100.11	25,028,325.00	(102,534.38)	6,789.50	0.17	0.20
US TREASURY NOTES DTD 01/31/2009 0.875% 01/31/2011	912828JY7	25,000,000.00	MIZUHO		100.11	25,028,325.00	(86,909.38)	6,965.25	0.17	0.20
US TREASURY NOTES DTD 02/15/2001 5.000% 02/15/2011	9128276T4	20,000,000.00	CSFB		100.99	20,198,437.50	(792,187.50)	17,091.90	0.21	0.25
US TREASURY NOTES DTD 02/28/2009 0.875% 02/28/2011	912828KE9	25,000,000.00	DEUTSCHE		100.17	25,042,000.00	(76,164.06)	18,318.50	0.25	0.20
US TREASURY NOTES DTD 02/28/2009 0.875% 02/28/2011	912828KE9	25,000,000.00	DEUTSCHE		100.17	25,042,000.00	(85,929.69)	11,361.50	0.25	0.20
US TREASURY NOTES DTD 03/31/2006 4.750% 03/31/2011	912828FA3	25,000,000.00	UBS AG		101.50	25,374,023.45	(909,179.68)	24,189.70	0.33	0.24
US TREASURY NOTES DTD 04/30/2009 0.875% 04/30/2011	912828KL3	50,000,000.00	UBS AG		100.27	50,134,750.00	(41,031.25)	80,777.50	0.42	0.23
US TREASURY NOTES DTD 05/31/2009 0.875% 05/31/2011	912828KU3	25,000,000.00	GOLDMAN		100.32	25,081,050.00	(23,442.18)	32,604.00	0.50	0.23
US TREASURY NOTES DTD 07/31/2006 4.875% 07/31/2011	912828FN5	25,000,000.00	CSFB		103.07	25,767,575.00	(1,138,675.00)	134,897.75	0.66	0.27
US TREASURY NOTES DTD 05/15/2009 1.375% 05/15/2012	912828KP4	5,000,000.00	DEUTSCHE		101.45	5,072,460.00	123,631.88	98,156.45	1.45	0.38
US TREASURY NOTES DTD 05/15/2009 1.375% 05/15/2012	912828KP4	10,000,000.00	CITIGRP		101.45	10,144,920.00	306,638.75	226,331.80	1.45	0.38
US TREASURY NOTES DTD 05/15/2009 1.375% 05/15/2012	912828KP4	10,000,000.00	CSFB		101.45	10,144,920.00	292,576.25	219,291.40	1.45	0.38
US TREASURY NOTES DTD 05/15/2009 1.375% 05/15/2012	912828KP4	25,000,000.00	DEUTSCHE		101.45	25,362,300.00	273,432.82	300,546.00	1.45	0.38



Managed Account Fair Market Value & Analytics

For the Month Ending **November 30, 2010**

SAN BERNARDINO COUNTY - 76990800

Security Type/Description	CUSIP	Par	Broker	Next Call Date	Market Price	Market Value	Unreal G/L On Cost	Unreal G/L Amort Cost	Duration to Worst	YTM at Mkt
Security Type Sub-Total		345,000,000.00				347,446,485.95	(2,474,607.80)	1,185,432.00	0.46	0.25
U.S. Government Supported Corporate Debt										
GENERAL ELEC CAP CORP (FDIC) GLOBAL FRN DTD 03/12/2009 0.373% 03/11/2011	36967HAM9	22,100,000.00	MORGANST		100.06	22,113,193.70	(31,205.20)	6,091.20	0.28	0.16
GOLDMAN SACHS GROUP INC (FDIC) GL NOTES DTD 01/21/2009 1.625% 07/15/2011	38146FAF8	25,000,000.00	CITIGRP		100.85	25,212,775.00	281,275.00	230,338.25	0.62	0.26
GOLDMAN SACHS GROUP INC (FDIC) GL NOTES DTD 01/21/2009 1.625% 07/15/2011	38146FAF8	25,000,000.00	GOLDMAN		100.85	25,212,775.00	62,275.00	164,339.00	0.62	0.26
GENERAL ELEC CAP CORP (FDIC) GLOBAL NOTE DTD 03/12/2009 2.250% 03/12/2012	36967HAN7	25,000,000.00	DEUTSCHE		102.20	25,549,425.00	(8,325.00)	188,989.75	1.26	0.53
CITIGROUP FUNDING INC (FDIC) GLOBAL NOTE DTD 03/30/2009 2.000% 03/30/2012	17314AAF9	25,000,000.00	CSFB		101.88	25,469,250.00	21,877.75	176,583.25	1.31	0.58
Security Type Sub-Total		122,100,000.00				123,557,418.70	325,897.55	766,341.45	0.84	0.36
Repurchase Agreement										
GOLDMAN SACHS GROUP INC REPO AGRMT DTD 11/30/2010 0.230% 12/01/2010	RE0815564	200,000,000.00	GOLDMAN		100.00	199,999,724.00	(276.00)	(276.00)	0.00	0.28
Security Type Sub-Total		200,000,000.00				199,999,724.00	(276.00)	(276.00)	0.00	0.28
Money Market Fund										
FEDERATED PRIME OBLIGATION MUTUAL	60934N203	1,000,000.00			1.00	1,000,000.00	0.00	0.00	0.00	0.09
FEDERATED GOVT OBLIGATIONS FUND	60934N104	1,000,000.00			1.00	1,000,000.00	0.00	0.00	0.00	0.09
GOLDMAN FS GOVERNMENT MM FUND	38141W273	41,000,000.00			1.00	41,000,000.00	0.00	0.00	0.00	0.09
Security Type Sub-Total		43,000,000.00				43,000,000.00	0.00	0.00	0.00	0.09



Managed Account Fair Market Value & Analytics

For the Month Ending **November 30, 2010**

SAN BERNARDINO COUNTY - 76990800

Security Type/Description Dated Date/Coupon/Maturity	CUSIP	Par	Broker	Next Call Date	Market Price	Market Value	Unreal G/L On Cost	Unreal G/L Amort Cost	Duration to Worst	YTM at Mkt
Federal Agency Discount Note										
FNMA DISC NOTE -- 0.000% 02/14/2011	313588BW4	25,000,000.00	CSFB		99.96	24,988,906.75	78,580.36	8,177.50	0.21	0.21
FNMA DISC NOTE -- 0.000% 02/17/2011	313588BZ7	25,000,000.00	DAINRAUS		99.95	24,988,364.25	78,808.69	8,406.00	0.22	0.21
FHLB DISC NOTE -- 0.000% 05/25/2011	313384GA1	25,000,000.00	CSFB		99.88	24,969,742.25	96,478.36	30,506.25	0.48	0.25
FHLB DISC NOTE -- 0.000% 05/25/2011	313384GA1	25,000,000.00	MIZUHO		99.88	24,969,742.25	96,478.36	30,506.25	0.48	0.25
FNMA DISC NOTE -- 0.000% 07/11/2011	313588HZ1	25,000,000.00	MIZUHO		99.84	24,959,289.25	58,178.14	20,956.00	0.61	0.26

Security Type Sub-Total		125,000,000.00				124,876,044.75	408,523.91	98,552.00	0.40	0.24
--------------------------------	--	-----------------------	--	--	--	-----------------------	-------------------	------------------	-------------	-------------

Federal Agency Bond / Note										
FHLB TAP BONDS DTD 06/02/2008 3.500% 12/10/2010	3133XRFK1	5,200,000.00	LOOP CAP		100.08	5,204,284.80	(188,583.20)	1,734.10	0.03	0.52
FHLB TAP BONDS DTD 05/05/2008 3.000% 12/10/2010	3133XR4S6	11,385,000.00	MERRILL		100.07	11,393,049.20	(320,464.98)	3,706.28	0.03	0.45
FHLB BONDS (EX-CALLABLE) DTD 07/03/2003 3.150% 01/03/2011	31339XUJ1	8,485,000.00	1ST TENN		100.26	8,507,459.80	41,890.45	23,134.95	0.09	0.26
FFCB BONDS DTD 01/12/2009 1.600% 01/12/2011	31331GJY6	25,000,000.00	JPMCHASE		100.16	25,040,675.00	(8,825.00)	37,824.50	0.12	0.20
FFCB BONDS DTD 01/12/2009 1.600% 01/12/2011	31331GJY6	25,000,000.00	JPMCHASE		100.16	25,040,675.00	(44,325.00)	35,783.00	0.12	0.20
FFCB BONDS DTD 01/18/2008 3.500% 01/18/2011	31331YNJ5	10,000,000.00	MIZUHO		100.43	10,043,440.00	(42,360.00)	39,071.60	0.13	0.24
FHLMC GLOBAL REFERENCE NOTES DTD 12/16/2005 4.750% 01/18/2011	3134A4VJ0	10,000,000.00	UBS PW		100.60	10,059,740.00	(334,560.00)	39,707.10	0.13	0.26
FHLMC GLOBAL REFERENCE NOTES DTD 12/16/2005 4.750% 01/18/2011	3134A4VJ0	20,000,000.00	CITIGRP		100.60	20,119,480.00	(611,520.00)	82,184.00	0.13	0.26



Managed Account Fair Market Value & Analytics

For the Month Ending **November 30, 2010**

SAN BERNARDINO COUNTY - 76990800

Security Type/Description	CUSIP	Par	Broker	Next Call Date	Market Price	Market Value	Unreal G/L On Cost	Unreal G/L Amort Cost	Duration to Worst	YTM at Mkt
Federal Agency Bond / Note										
FHLB GLOBAL BONDS DTD 08/03/2009 0.950% 02/03/2011	3133XUHG1	25,000,000.00	BARCLAYS		100.14	25,034,425.00	(113,325.00)	13,230.50	0.18	0.16
FFCB DESIGNATED BONDS DTD 03/06/2006 4.875% 02/18/2011	31331VSK3	12,500,000.00	1ST TENN		100.99	12,624,312.50	(454,361.25)	5,039.37	0.22	0.28
FFCB DESIGNATED BONDS DTD 03/06/2006 4.875% 02/18/2011	31331VSK3	12,500,000.00	UNION BK		100.99	12,624,312.50	(454,361.25)	5,039.37	0.22	0.28
FHLB TAP BONDS DTD 11/19/2009 0.375% 02/18/2011	3133XVU82	25,000,000.00	DAINRAUS		100.04	25,010,950.00	35,950.00	15,285.25	0.22	0.17
FFCB BONDS DTD 03/03/2008 3.000% 03/03/2011	31331YWG1	50,000,000.00	CITIGRP		100.72	50,361,300.00	(1,067,700.00)	192,241.00	0.26	0.20
FHLMC FLOATING MTN DTD 03/09/2009 0.362% 03/09/2011	3128X8RC8	10,000,000.00	MORGANST		100.04	10,003,720.00	(8,180.00)	3,720.00	0.27	0.22
FHLMC FLOATING MTN DTD 03/09/2009 0.362% 03/09/2011	3128X8RC8	10,000,000.00	UNION BK		100.04	10,003,720.00	(8,220.00)	3,720.00	0.27	0.22
FHLMC FLOATING MTN DTD 03/09/2009 0.362% 03/09/2011	3128X8RC8	10,000,000.00	OPPENHIE		100.04	10,003,720.00	(8,223.13)	3,720.00	0.27	0.22
FHLMC FLOATING MTN DTD 03/09/2009 0.362% 03/09/2011	3128X8RC8	25,000,000.00	MORGANST		100.04	25,009,300.00	4,800.00	9,300.00	0.27	0.22
FHLMC FLOATING MTN DTD 03/09/2009 0.362% 03/09/2011	3128X8RC8	25,000,000.00	MORGANST		100.04	25,009,300.00	4,300.00	9,300.00	0.27	0.22
FHLB TAP BONDS DTD 02/22/2008 3.250% 03/11/2011	3133XPWW0	25,000,000.00	MERRILL		100.85	25,213,700.00	141,200.00	204,671.00	0.28	0.20
FHLB TAP BONDS DTD 02/08/2008 2.875% 03/11/2011	3133XPNY6	25,000,000.00	JPMCHASE		100.74	25,184,175.00	(548,375.00)	23,510.50	0.28	0.25
FNMA GLOBAL BENCHMARK NOTES DTD 03/26/2001 5.500% 03/15/2011	31359MHK2	25,000,000.00	MERRILL		101.54	25,385,350.00	(1,125,300.00)	193,811.00	0.29	0.21
FNMA GLOBAL NOTES DTD 02/27/2009 1.750% 03/23/2011	31398AVO2	25,000,000.00	DEUTSCHE		100.49	25,122,775.00	(253,475.00)	31,340.50	0.31	0.18
FHLB GLOBAL BONDS DTD 09/10/2009 0.750% 03/25/2011	3133XUSX2	25,000,000.00	BARCLAYS		100.18	25,045,875.00	(17,625.00)	30,463.75	0.32	0.18



Managed Account Fair Market Value & Analytics

For the Month Ending **November 30, 2010**

SAN BERNARDINO COUNTY - 76990800

Security Type/Description	CUSIP	Par	Broker	Next Call Date	Market Price	Market Value	Unreal G/L On Cost	Unreal G/L Amort Cost	Duration to Worst	YTM at Mkt
Federal Agency Bond / Note										
FFCB BONDS DTD 04/07/2004 3.750% 04/07/2011	31331TZN4	12,150,000.00	MIZUHO		101.25	12,302,105.85	(126,129.15)	118,700.76	0.35	0.20
FHLMC GLOBAL REFERENCE NOTES DTD 03/09/2006 5.125% 04/18/2011	3137EAAB5	12,000,000.00	GOLDMAN		101.88	12,226,080.00	(547,320.00)	127,379.52	0.38	0.21
FHLMC GLOBAL REFERENCE NOTES DTD 03/09/2006 5.125% 04/18/2011	3137EAAB5	25,000,000.00	CITIGRP		101.88	25,471,000.00	(1,141,500.00)	265,388.25	0.38	0.21
FHLMC GLOBAL REFERENCE NOTES DTD 03/09/2006 5.125% 04/18/2011	3137EAAB5	25,000,000.00	MERRILL		101.88	25,471,000.00	(559,000.00)	308,016.75	0.38	0.21
FFCB BONDS DTD 04/21/2008 2.625% 04/21/2011	31331YG46	25,000,000.00	CITIGRP		100.95	25,238,475.00	500,475.00	281,180.75	0.39	0.19
FFCB BONDS DTD 04/21/2008 2.625% 04/21/2011	31331YG46	50,000,000.00	BARCLAYS		100.95	50,476,950.00	1,540,450.00	648,386.50	0.39	0.19
FNMA GLOBAL BENCHMARK NOTES DTD 05/25/2001 6.000% 05/15/2011	31359MJH7	50,000,000.00	CITIGRP		102.64	51,320,450.00	(1,993,050.00)	694,567.00	0.46	0.23
FFCB FLOATING BONDS DTD 05/18/2009 0.343% 05/18/2011	31331GWG0	25,000,000.00	GOLDMAN		100.05	25,013,700.00	13,200.00	13,700.00	0.47	0.23
FHLB BONDS DTD 05/24/2010 0.580% 06/10/2011	3133XYNZ4	15,000,000.00	GOLDMAN		100.17	15,025,350.00	26,400.00	25,887.15	0.53	0.26
FHLB BONDS DTD 05/24/2010 0.580% 06/10/2011	3133XYNZ4	15,000,000.00	USBPJ		100.17	15,025,350.00	26,400.00	25,887.15	0.53	0.26
FHLB TAP BONDS DTD 05/24/2005 4.250% 06/10/2011	3133XBYA7	25,000,000.00	BK AMER		102.00	25,499,225.00	340,975.00	468,817.00	0.52	0.46
FHLB GLOBAL BONDS DTD 05/27/2008 3.375% 06/24/2011	3133XRCW8	30,295,000.00	BARCLAYS		101.63	30,790,111.19	(430,401.06)	18,745.04	0.56	0.48
FHLB GLOBAL BONDS DTD 06/12/2009 1.625% 07/27/2011	3133XTXH4	11,100,000.00	JPMCHASE		100.82	11,191,430.70	(37,962.00)	17,562.09	0.65	0.37
FFCB BONDS DTD 06/25/2008 3.875% 08/25/2011	31331YZ86	25,000,000.00	BARCLAYS		102.56	25,640,225.00	122,225.00	500,295.75	0.73	0.39
FFCB BONDS DTD 06/25/2008 3.875% 08/25/2011	31331YZ86	50,000,000.00	BARCLAYS		102.56	51,280,450.00	386,450.00	1,038,854.50	0.73	0.39



Managed Account Fair Market Value & Analytics

For the Month Ending **November 30, 2010**

SAN BERNARDINO COUNTY - 76990800

Security Type/Description	CUSIP	Par	Broker	Next Call Date	Market Price	Market Value	Unreal G/L On Cost	Unreal G/L Amort Cost	Duration to Worst	YTM at Mkt
Federal Agency Bond / Note										
FHLMC (FLOATING) MTN DTD 04/26/2010 0.253% 10/26/2011	3134G1BL7	20,800,000.00	MIZUHO		99.97	20,794,508.80	(1,331.20)	(1,331.20)	0.90	0.28
FFCB BONDS (FLOATING) DTD 11/02/2009 0.234% 11/02/2011	31331G2M0	25,000,000.00	MORGANST		100.00	25,000,350.00	350.00	350.00	0.92	0.23
FFCB BONDS (CALLABLE) DTD 12/23/2009 1.050% 12/23/2011	31331G607	25,000,000.00	LOOP CAP	12/23/10	100.04	25,010,100.00	10,100.00	10,100.00	0.06	1.01
FFCB BONDS DTD 01/12/2010 1.100% 01/12/2012	31331JBL6	25,000,000.00	UBS AG		100.69	25,171,475.00	106,475.00	133,144.75	1.11	0.48
FHLMC GLOBAL NOTES (CALLABLE) DTD 01/25/2010 1.375% 01/25/2012	3128X9TM2	25,000,000.00	UBS AG	01/25/11	100.12	25,029,100.00	29,100.00	29,100.00	0.15	1.27
FHLB BONDS (CALLABLE) DTD 01/25/2010 1.125% 01/25/2012	3133XWPU7	25,000,000.00	LOOP CAP	01/25/11	100.10	25,024,275.00	26,775.00	25,719.00	0.15	1.04
FFCB BONDS (CALLABLE) DTD 02/09/2010 1.040% 02/09/2012	31331JDM2	25,000,000.00	DIRECT	02/09/11	100.13	25,031,675.00	39,175.00	36,151.25	0.19	0.93
FHLB BONDS DTD 12/24/2009 1.050% 02/24/2012	3133XWFP9	25,000,000.00	CSFB		100.68	25,169,000.00	314,750.00	252,946.25	1.22	0.50
FHLB GLOBAL BONDS DTD 03/19/2010 1.125% 05/18/2012	3133XXPV3	25,000,000.00	UBS AG		100.87	25,218,150.00	182,400.00	192,129.00	1.45	0.53
FFCB NOTES (FLOAT) DTD 08/23/2010 0.325% 05/23/2012	31331JZB2	25,000,000.00	GOLDMAN		100.01	25,002,000.00	4,075.00	3,716.00	1.48	0.32
FNMA NOTES (CALLABLE) DTD 05/25/2010 1.300% 05/25/2012	31398AS37	25,000,000.00	CITIGRP	05/25/11	100.29	25,072,575.00	56,325.00	64,696.75	0.48	1.10
FNMA NOTES (CALLABLE) DTD 05/25/2010 1.300% 05/25/2012	31398AS37	25,000,000.00	CITIGRP	05/25/11	100.29	25,072,575.00	50,075.00	61,572.25	0.48	1.10
FHLMC GLOBAL NOTES DTD 05/21/2009 1.750% 06/15/2012	3137EACC1	25,000,000.00	CITIGRP		101.86	25,463,925.00	134,175.00	220,527.50	1.51	0.54
FHLMC NOTES (CALLABLE) DTD 07/26/2010 1.000% 07/26/2012	3134G1LT9	15,000,000.00	DEUTSCHE	01/26/11	100.07	15,009,975.00	9,975.00	9,975.00	0.16	0.96
FHLMC NOTES (CALLABLE) DTD 07/26/2010 1.000% 07/26/2012	3134G1LT9	15,000,000.00	JPMCHASE	01/26/11	100.07	15,009,975.00	9,975.00	9,975.00	0.16	0.96



Managed Account Fair Market Value & Analytics

For the Month Ending **November 30, 2010**

SAN BERNARDINO COUNTY - 76990800

Security Type/Description Dated Date/Coupon/Maturity	CUSIP	Par	Broker	Next Call Date	Market Price	Market Value	Unreal G/L On Cost	Unreal G/L Amort Cost	Duration to Worst	YTM at Mkt
Federal Agency Bond / Note										
FHLMC NOTES (CALLABLE) DTD 07/26/2010 1.000% 07/26/2012	3134G1LT9	20,000,000.00	BARCLAYS	01/26/11	100.07	20,013,300.00	13,300.00	13,300.00	0.16	0.96
FHLB BONDS (CALLABLE) DTD 02/03/2010 1.450% 08/03/2012	3133XWR76	25,000,000.00	GOLDMAN	02/03/11	100.19	25,046,650.00	51,650.00	50,013.75	0.17	1.34
FHLB GLOBAL BONDS DTD 07/23/2009 1.750% 08/22/2012	3133XUE41	50,000,000.00	CSFB		102.02	51,010,350.00	1,242,850.00	1,143,433.50	1.70	0.57
FHLMC NOTES (CALLABLE) DTD 09/17/2010 0.750% 09/17/2012	3134G1TB0	25,000,000.00	JPMCHASE	03/17/11	100.10	25,023,875.00	28,875.00	28,364.00	0.30	0.70
FHLMC GLOBAL REFERENCE NOTES DTD 08/06/2009 2.125% 09/21/2012	3137EACE7	25,000,000.00	BARCLAYS		102.76	25,690,050.00	297,050.00	429,539.00	1.77	0.59
FHLMC (FLOATING) NOTES DTD 10/12/2010 0.340% 10/12/2012	3134G1WN0	25,000,000.00	GILFORD		100.26	25,064,900.00	62,400.00	63,160.50	1.86	0.21
FNMA NOTES (EX-CALLABLE) DTD 11/01/2010 0.550% 11/01/2012	31398A5B4	25,000,000.00	MIZUHO	11/01/11	99.78	24,944,650.00	(55,350.00)	(55,350.00)	1.90	0.67
FFCB NOTES DTD 11/02/2010 0.400% 11/02/2012	31331JY56	20,000,000.00	BARCLAYS		99.63	19,925,120.00	20,720.00	19,631.00	1.91	0.60
FHLMC NOTES DTD 10/08/2010 0.515% 11/26/2012	3134G1WT7	8,400,000.00	GILFORD		99.80	8,382,897.60	4,485.60	4,248.30	1.98	0.62
FHLMC NOTES DTD 10/08/2010 0.515% 11/26/2012	3134G1WT7	18,989,000.00	MORGANST		99.80	18,950,338.40	12,039.03	11,481.70	1.98	0.62
FHLB BONDS DTD 11/04/2009 1.750% 12/14/2012	3133XVNT4	25,000,000.00	BARCLAYS		102.16	25,539,800.00	323,550.00	393,625.50	1.99	0.68
FHLB BONDS DTD 11/04/2009 1.750% 12/14/2012	3133XVNT4	25,000,000.00	GILFORD		102.16	25,539,800.00	500,300.00	512,959.75	1.99	0.68
FHLB BONDS DTD 11/04/2009 1.750% 12/14/2012	3133XVNT4	25,000,000.00	BARCLAYS		102.16	25,539,800.00	(25,450.00)	(16,423.75)	1.99	0.68
FNMA NOTES (CALLABLE) DTD 12/14/2010 0.800% 12/14/2012	3136FPH83	25,000,000.00	UBS AG	06/14/11	100.00	25,000,000.00	3,750.00	3,750.00	1.98	0.80
FHLMC GLOBAL NOTES (CALLABLE) DTD 12/17/2009 1.700% 12/17/2012	3128X9PN4	25,000,000.00	GOLDMAN	12/17/10	100.05	25,012,650.00	(3,600.00)	11,924.75	0.05	1.67



Managed Account Fair Market Value & Analytics

For the Month Ending **November 30, 2010**

SAN BERNARDINO COUNTY - 76990800

Security Type/Description	CUSIP	Par	Broker	Next Call Date	Market Price	Market Value	Unreal G/L On Cost	Unreal G/L Amort Cost	Duration to Worst	YTM at Mkt
Federal Agency Bond / Note										
FHLMC GLOBAL NOTES (CALLABLE) DTD 12/17/2009 1.700% 12/17/2012	3128X9PN4	50,000,000.00	GOLDMAN	12/17/10	100.05	50,025,300.00	210,300.00	152,455.00	0.05	1.67
FFCB BONDS DTD 12/24/2009 1.625% 12/24/2012	31331JAB9	25,000,000.00	DIRECT		102.04	25,509,175.00	579,175.00	557,712.00	2.02	0.63
FNMA NOTES (CALLABLE) DTD 11/29/2010 0.550% 12/27/2012	31398A6J6	25,000,000.00	JPMCHASE	06/27/11	99.85	24,961,325.00	55,075.00	54,827.25	2.06	0.63
FNMA GLOBAL NOTES (CALLABLE) DTD 12/28/2009 1.750% 12/28/2012	31398AB76	25,000,000.00	DIRECT	12/28/10	99.94	24,986,025.00	96,025.00	62,761.00	2.02	1.78
FNMA GLOBAL NOTES (CALLABLE) DTD 12/28/2009 1.750% 12/28/2012	31398AB76	25,000,000.00	GOLDMAN	12/28/10	99.94	24,986,025.00	4,775.00	(502.00)	2.02	1.78
FFCB BONDS (CALLABLE) DTD 02/19/2010 1.670% 02/19/2013	31331JEK5	25,000,000.00	JPMCHASE	08/19/11	100.89	25,221,375.00	333,875.00	305,283.50	0.71	1.26
FFCB BONDS DTD 01/15/2010 1.750% 02/21/2013	31331JBV4	25,000,000.00	GILFORD		102.14	25,533,900.00	498,650.00	507,857.50	2.17	0.78
FNMA GLOBAL NOTES (CALLABLE) DTD 03/15/2010 1.800% 03/15/2013	31398AH70	50,000,000.00	JPMCHASE	03/15/11	100.34	50,170,550.00	245,550.00	228,131.50	0.29	1.65
FFCB BONDS DTD 04/15/2010 1.875% 04/15/2013	31331JKS1	25,000,000.00	JPMCHASE		102.71	25,676,600.00	558,500.00	582,285.00	2.32	0.72
FHLMC NOTES (CALLABLE) DTD 07/26/2010 1.400% 07/26/2013	3134G1ML5	10,000,000.00	CREDITAG	01/26/11	100.11	10,010,760.00	10,760.00	10,760.00	0.16	1.36
FHLMC NOTES (CALLABLE) DTD 07/26/2010 1.400% 07/26/2013	3134G1ML5	10,000,000.00	JPMCHASE	01/26/11	100.11	10,010,760.00	10,760.00	10,760.00	0.16	1.36
FHLMC NOTES (CALLABLE) DTD 07/26/2010 1.400% 07/26/2013	3134G1ML5	10,000,000.00	UBS PW	01/26/11	100.11	10,010,760.00	10,760.00	10,760.00	0.16	1.36
FNMA NOTES (CALLABLE) DTD 07/29/2010 1.250% 07/29/2013	31398AZ47	3,175,000.00	UBS AG	07/29/11	100.32	3,185,150.48	10,150.48	10,150.48	0.66	1.13
FNMA NOTES (CALLABLE) DTD 07/29/2010 1.250% 07/29/2013	31398AZ47	25,000,000.00	UBS AG	07/29/11	100.32	25,079,925.00	95,175.00	93,479.50	0.66	1.13
FNMA NOTES (CALLABLE) DTD 07/29/2010 1.250% 07/29/2013	31398AZ47	50,000,000.00	BARCLAYS	07/29/11	100.32	50,159,850.00	190,350.00	186,959.00	0.66	1.13



Managed Account Fair Market Value & Analytics

For the Month Ending **November 30, 2010**

SAN BERNARDINO COUNTY - 76990800

Security Type/Description Dated Date/Coupon/Maturity	CUSIP	Par	Broker	Next Call Date	Market Price	Market Value	Unreal G/L On Cost	Unreal G/L Amort Cost	Duration to Worst	YTM at Mkt
Federal Agency Bond / Note										
FNMA NOTES (CALLABLE) DTD 08/16/2010 1.350% 08/16/2013	31398A2H4	20,895,000.00	UBS AG	02/16/11	100.13	20,922,309.77	27,309.77	27,309.77	0.21	1.30
FNMA NOTES (CALLABLE) DTD 08/27/2010 1.000% 08/27/2013	3136FPCR6	10,390,000.00	LOOP CAP	08/27/12	100.13	10,403,216.08	17,372.08	17,014.87	1.72	0.95
FNMA NOTES (CALLABLE) DTD 08/27/2010 1.000% 08/27/2013	3136FPCR6	39,610,000.00	RBC CAP	08/27/12	100.13	39,660,383.92	62,266.92	61,245.77	1.72	0.95
FHLMC NOTES (CALLABLE) DTD 09/03/2010 1.150% 09/03/2013	3134G1SB1	25,000,000.00	OPPENHIE	03/03/11	100.10	25,025,050.00	25,050.00	25,050.00	0.26	1.11
FHLB NOTES TAP ISSUE DTD 08/09/2010 1.000% 09/13/2013	313370LB2	25,000,000.00	USBPJ		100.50	25,124,225.00	(71,025.00)	(64,698.00)	2.74	0.82
FHLB NOTES TAP ISSUE DTD 08/09/2010 1.000% 09/13/2013	313370LB2	25,000,000.00	CSFB		100.50	25,124,225.00	(137,525.00)	(130,482.75)	2.74	0.82
FHLB NOTES TAP ISSUE DTD 08/09/2010 1.000% 09/13/2013	313370LB2	25,000,000.00	RBC CAP		100.50	25,124,225.00	(137,550.00)	(130,507.25)	2.74	0.82
FHLB NOTES TAP ISSUE DTD 08/09/2010 1.000% 09/13/2013	313370LB2	25,000,000.00	BARCLAYS		100.50	25,124,225.00	(137,555.25)	(130,512.25)	2.74	0.82
FHLB NOTES TAP ISSUE DTD 08/09/2010 1.000% 09/13/2013	313370LB2	25,000,000.00	CSFB		100.50	25,124,225.00	(35,250.00)	(32,326.50)	2.74	0.82
FNMA NOTES (CALLABLE) DTD 09/17/2010 1.125% 09/17/2013	31398A3L4	1,980,000.00	CITIGRP	03/17/11	100.12	1,982,292.84	2,391.84	2,385.29	0.30	1.08
FNMA NOTES (CALLABLE) DTD 09/17/2010 1.125% 09/17/2013	31398A3L4	12,500,000.00	JPMCHASE	03/17/11	100.12	12,514,475.00	14,725.00	14,707.37	0.30	1.08
FNMA NOTES (CALLABLE) DTD 09/17/2010 1.125% 09/17/2013	31398A3L4	12,500,000.00	JPMCHASE	03/17/11	100.12	12,514,475.00	14,725.00	14,707.37	0.30	1.08
FNMA NOTES DTD 08/02/2010 1.125% 09/30/2013	31398A2M3	25,000,000.00	BARCLAYS		100.71	25,177,725.00	136,475.00	139,488.75	2.78	0.87
FNMA NOTES (CALLABLE) DTD 09/30/2010 1.250% 09/30/2013	31398A4D1	25,000,000.00	CITIGRP	03/30/11	100.14	25,034,150.00	15,525.00	21,836.75	0.33	1.20
FNMA NOTES (CALLABLE) DTD 10/08/2010 1.125% 10/08/2013	31398A4H2	25,000,000.00	DEUTSCHE	04/08/11	99.79	24,947,700.00	(52,300.00)	(52,300.00)	2.80	1.20



Managed Account Fair Market Value & Analytics

For the Month Ending **November 30, 2010**

SAN BERNARDINO COUNTY - 76990800

Security Type/Description	CUSIP	Par	Broker	Next Call Date	Market Price	Market Value	Unreal G/L On Cost	Unreal G/L Amort Cost	Duration to Worst	YTM at Mkt
Federal Agency Bond / Note										
FNMA NOTES (CALLABLE) DTD 10/18/2010 1.000% 10/18/2013	31398A4Q2	5,000,000.00	GILFORD	10/18/11	99.72	4,985,830.00	(14,170.00)	(14,170.00)	2.83	1.10
FNMA NOTES (CALLABLE) DTD 10/18/2010 1.000% 10/18/2013	31398A4Q2	5,000,000.00	LOOP CAP	10/18/11	99.72	4,985,830.00	(14,170.00)	(14,170.00)	2.83	1.10
FNMA NOTES (CALLABLE) DTD 10/18/2010 1.000% 10/18/2013	31398A4Q2	5,000,000.00	OPPENHIE	10/18/11	99.72	4,985,830.00	(14,170.00)	(14,170.00)	2.83	1.10
FNMA NOTES (CALLABLE) DTD 10/18/2010 1.000% 10/18/2013	31398A4Q2	5,000,000.00	USBPJ	10/18/11	99.72	4,985,830.00	(14,170.00)	(14,170.00)	2.83	1.10
FNMA STEP-RATE NOTES (CALLABLE) DTD 10/18/2010 0.625% 10/18/2013	3136FPNT0	25,000,000.00	CSFB	10/18/11	99.77	24,943,575.00	(48,925.00)	(61,596.75)	0.88	1.14
FHLMC NOTES DTD 08/20/2010 0.875% 10/28/2013	3137EACL1	25,000,000.00	CSFB		100.02	25,005,775.00	102,099.25	94,676.25	2.86	0.87
FNMA NOTES (CALLABLE) DTD 11/15/2010 0.900% 11/15/2013	31398A5S7	50,000,000.00	JPMCHASE	11/15/11	99.38	49,687,900.00	(337,100.00)	(335,991.00)	2.91	1.12
FNMA NOTES (CALLABLE) DTD 11/29/2010 1.000% 11/29/2013	31398A6L1	25,000,000.00	CSFB	11/29/11	99.78	24,944,675.00	(12,825.00)	(12,902.75)	2.94	1.08
FNMA NOTES DTD 11/01/2010 0.750% 12/18/2013	31398A5W8	25,000,000.00	CITIGRP		99.44	24,859,900.00	41,900.00	39,651.75	3.01	0.94
Security Type Sub-Total		2,434,854,000.00				2,450,497,009.43	(1,468,482.05)	11,447,091.95	1.04	0.71
Commercial Paper										
NORDEA NORTH AMERICA INC COMM PAPER -- 0.000% 12/01/2010	6555P1M12	24,900,000.00	BK AMER		100.00	24,899,850.60	9,879.77	(149.40)	0.00	0.22
GENERAL ELEC CAP SVCS COMM PAPER -- 0.000% 12/01/2010	36959SM18	25,000,000.00	GECS		100.00	24,999,875.00	10,256.94	(125.00)	0.00	0.18
GENERAL ELEC CAP SVCS COMM PAPER -- 0.000% 12/01/2010	36959SM18	50,000,000.00	GECS		100.00	49,999,750.00	20,513.89	(250.00)	0.00	0.18
BNP PARIBAS FINANCE INC COMM PAPER -- 0.000% 12/01/2010	0556N1M18	50,000,000.00	BNP DIR		100.00	49,999,700.00	3,533.33	(300.00)	0.00	0.22



Managed Account Fair Market Value & Analytics

For the Month Ending **November 30, 2010**

SAN BERNARDINO COUNTY - 76990800

Security Type/Description Dated Date/Coupon/Maturity	CUSIP	Par	Broker	Next Call Date	Market Price	Market Value	Unreal G/L On Cost	Unreal G/L Amort Cost	Duration to Worst	YTM at Mkt
Commercial Paper										
BNP PARIBAS FINANCE INC COMM PAPER -- 0.000% 12/01/2010	0556N1M18	50,000,000.00	BNP DIR		100.00	49,999,700.00	3,533.33	(300.00)	0.00	0.22
GENERAL ELECTRIC CO COMM PAPER -- 0.000% 12/17/2010	36960MMH3	25,000,000.00	GE CO		99.99	24,997,750.00	3,027.78	(27.75)	0.05	0.19
GENERAL ELECTRIC CO COMM PAPER -- 0.000% 12/17/2010	36960MMH3	50,000,000.00	GE CO		99.99	49,995,500.00	5,777.78	(55.50)	0.05	0.19
CHEVRON FUNDING CORP COMM PAPER -- 0.000% 12/17/2010	1667X1MH6	50,000,000.00	CHEVRON		99.99	49,996,200.00	450.00	200.00	0.05	0.16
US BANK NA COMM PAPER -- 0.000% 02/01/2011	9033E1P16	40,000,000.00	US BANK		99.95	39,980,880.00	(4,420.00)	(4,653.20)	0.17	0.27
SVENSKA HANDELSBANKEN INC COMM PAPER -- 0.000% 02/22/2011	86958UPN8	25,000,000.00	SVENSKA		99.93	24,982,850.00	(219.44)	(1,875.75)	0.23	0.29
SVENSKA HANDELSBANKEN INC COMM PAPER -- 0.000% 02/22/2011	86958UPN8	25,000,000.00	GOLDMAN		99.93	24,982,850.00	(587.50)	(1,875.75)	0.23	0.29
Security Type Sub-Total		414,900,000.00				414,834,905.60	51,745.88	(9,412.35)	0.06	0.21
Certificate of Deposit										
TORONTO DOMINION BANK NY CERT DEPOS DTD 06/10/2010 0.590% 12/06/2010	89112YEP4	25,000,000.00	TOR DOM		100.01	25,001,287.50	1,287.50	1,287.50	0.02	0.28
BNP PARIBAS SF CERT DEPOS DTD 11/24/2010 0.230% 12/17/2010	05566O5W3	15,000,000.00	BNP DIR		100.00	14,999,645.85	(354.15)	(354.15)	0.05	0.28
NORDEA BANK FINLAND NY CERT DEPOS DTD 11/18/2010 0.220% 12/17/2010	65557VEK3	25,000,000.00	NORDEA		100.00	24,999,291.50	(708.50)	(708.50)	0.05	0.28
TORONTO DOMINION NY CERT DEPOS DTD 11/19/2010 0.230% 12/17/2010	89112YNM1	25,000,000.00	TOR DOM		100.00	24,999,409.50	(590.50)	(590.50)	0.05	0.28
SVENSKA HANDELSBANKEN NY CERT DEPOS DTD 09/28/2010 0.250% 12/21/2010	86959BHP3	25,000,000.00	RBC CAP		100.00	24,999,560.75	(439.25)	(439.25)	0.06	0.28



Managed Account Fair Market Value & Analytics

For the Month Ending **November 30, 2010**

SAN BERNARDINO COUNTY - 76990800

Security Type/Description	CUSIP	Par	Broker	Next Call Date	Market Price	Market Value	Unreal G/L On Cost	Unreal G/L Amort Cost	Duration to Worst	YTM at Mkt
Certificate of Deposit										
SVENSKA HANDELSBANKEN NY CERT DEPOS DTD 09/23/2010 0.260% 12/23/2010	86959BHE8	25,000,000.00	RBC CAP		100.00	24,999,678.50	(953.05)	(474.25)	0.06	0.28
SVENSKA HANDELSBANKEN NY CERT DEPOS DTD 09/23/2010 0.260% 12/23/2010	86959BHE8	25,000,000.00	RBC CAP		100.00	24,999,678.50	(924.87)	(474.00)	0.06	0.28
RABOBANK NEDERLAND NV NY CERT DEPOS DTD 09/24/2010 0.250% 12/31/2010	74977JJY9	25,000,000.00	RABOBANK		100.00	24,999,328.50	(671.50)	(671.50)	0.08	0.28
BNP PARIBAS SF CERT DEPOS DTD 11/19/2010 0.270% 01/19/2011	05566O5U7	50,000,000.00	BNP DIR		100.00	49,997,908.00	(2,092.00)	(2,092.00)	0.14	0.30
NORDEA BANK FINLAND NY CERT DEPOS DTD 11/24/2010 0.250% 01/21/2011	65557VEZ0	50,000,000.00	NORDEA		99.99	49,996,236.50	(3,763.50)	(3,763.50)	0.14	0.30
TORONTO DOMINION BANK NY CERT DEPOS DTD 11/24/2010 0.230% 01/24/2011	89112YNZ2	25,000,000.00	TOR DOM		99.99	24,997,131.50	(2,868.50)	(2,868.50)	0.15	0.31
BNP PARIBAS SF CERT DEPOS DTD 11/02/2010 0.270% 01/28/2011	05566O5L7	35,000,000.00	BNP DIR		99.99	34,997,752.65	(2,247.35)	(2,247.35)	0.16	0.31
SVENSKA HANDELSBANKEN NY CERT DEPOS DTD 11/03/2010 0.265% 02/01/2011	86959BKM6	25,000,000.00	RBC CAP		99.99	24,997,898.50	(2,101.50)	(2,101.50)	0.17	0.31
NORDEA BANK FIN NY CERT DEPOS DTD 10/04/2010 0.280% 02/04/2011	65557VBR1	25,000,000.00	JPMCHASE		99.99	24,998,350.50	(2,908.47)	(2,548.75)	0.18	0.32
WESTPAC BANKING CORP NY CERT DEPOS DTD 11/10/2010 0.230% 02/08/2011	96121H7M0	25,000,000.00	UBS AG		99.98	24,995,640.75	(4,359.25)	(4,359.25)	0.19	0.32
WESTPAC BANKING CORP NY CERT DEPOS DTD 11/10/2010 0.230% 02/08/2011	96121H7M0	25,000,000.00	UBS AG		99.98	24,995,640.75	(4,359.25)	(4,359.25)	0.19	0.32
RABOBANK NEDERLAND NV NY CERT DEPOS DTD 11/08/2010 0.290% 04/29/2011	74977MPH2	25,000,000.00	RABOBANK		99.94	24,984,082.75	(15,917.25)	(15,917.25)	0.41	0.44
RABOBANK NEDERLAND NV NY CERT DEPOS DTD 11/18/2010 0.310% 05/17/2011	74977JKS0	25,000,000.00	RABOBANK		99.92	24,980,836.50	(19,163.50)	(19,163.50)	0.46	0.47
TORONTO DOMINION BANK NY CERT DEPOS DTD 11/24/2010 0.320% 05/23/2011	89112YNY5	25,000,000.00	TOR DOM		99.92	24,980,094.75	(19,905.25)	(19,905.25)	0.47	0.49



Managed Account Fair Market Value & Analytics

For the Month Ending **November 30, 2010**

SAN BERNARDINO COUNTY - 76990800

Security Type/Description Dated Date/Coupon/Maturity	CUSIP	Par	Broker	Next Call Date	Market Price	Market Value	Unreal G/L On Cost	Unreal G/L Amort Cost	Duration to Worst	YTM at Mkt
Security Type Sub-Total		525,000,000.00				524,919,453.75	(83,040.14)	(81,750.75)	0.16	0.32
Managed Account Sub-Total		4,209,854,000.00				4,229,131,042.18	(3,240,238.65)	13,405,978.30	0.70	0.52
Securities Sub-Total		\$4,209,854,000.00				\$4,229,131,042.18	(\$3,240,238.65)	\$13,405,978.30	0.70	0.52%
Accrued Interest						\$13,008,236.65				
Total Investments						\$4,242,139,278.83				

Bolded items are forward settling trades.



Managed Account Security Transactions & Interest

For the Month Ending **November 30, 2010**

SAN BERNARDINO COUNTY - 76990800

Transaction Type	Trade	Settle	Security Description	CUSIP	Par	Principal Proceeds	Accrued Interest	Total	Realized G/L Cost	Realized G/L Amort Cost	Sale Method
BUY											
	11/01/10	11/01/10	GOLDMAN SACHS GROUP INC REPO AGRMT DTD 11/01/2010 0.240% 11/02/2010	RE0815473	200,000,000.00	(200,000,000.00)	0.00	(200,000,000.00)			
	11/01/10	11/01/10	BNP PARIBAS FINANCE INC COMM PAPER -- 0.000% 11/02/2010	0556N1L27	50,000,000.00	(49,999,694.44)	0.00	(49,999,694.44)			
	11/01/10	11/01/10	BNP PARIBAS FINANCE INC COMM PAPER -- 0.000% 11/02/2010	0556N1L27	50,000,000.00	(49,999,694.44)	0.00	(49,999,694.44)			
	11/01/10	11/01/10	SOCIETE GENERALE NA COMM PAPER -- 0.000% 11/02/2010	83365SL27	50,000,000.00	(49,999,694.44)	0.00	(49,999,694.44)			
	11/01/10	11/01/10	SOCIETE GENERALE NA COMM PAPER -- 0.000% 11/02/2010	83365SL27	50,000,000.00	(49,999,694.44)	0.00	(49,999,694.44)			
	11/01/10	11/01/10	CREDIT AGRICOLE NA COMM PAPER -- 0.000% 11/02/2010	22532CL28	50,000,000.00	(49,999,680.56)	0.00	(49,999,680.56)			
	11/01/10	11/01/10	CREDIT AGRICOLE NA COMM PAPER -- 0.000% 11/02/2010	22532CL28	50,000,000.00	(49,999,680.56)	0.00	(49,999,680.56)			
	11/01/10	11/15/10	FNMA NOTES (CALLABLE) DTD 11/15/2010 0.900% 11/15/2013	31398A5S7	50,000,000.00	(50,025,000.00)	0.00	(50,025,000.00)			
	11/02/10	11/02/10	CREDIT AGRICOLE NA COMM PAPER -- 0.000% 11/03/2010	22532CL36	50,000,000.00	(49,999,680.56)	0.00	(49,999,680.56)			
	11/02/10	11/02/10	CREDIT AGRICOLE CIB NY CERT DEPOS DTD 11/02/2010 0.230% 11/03/2010	22532YVS2	25,000,000.00	(25,000,000.00)	0.00	(25,000,000.00)			
	11/02/10	11/02/10	CREDIT AGRICOLE NA COMM PAPER -- 0.000% 11/03/2010	22532CL36	50,000,000.00	(49,999,680.56)	0.00	(49,999,680.56)			
	11/02/10	11/02/10	BNP PARIBAS SF CERT DEPOS DTD 11/02/2010 0.270% 01/28/2011	05566Q5L7	35,000,000.00	(35,000,000.00)	0.00	(35,000,000.00)			
	11/02/10	11/02/10	CREDIT AGRICOLE CIB NY CERT DEPOS DTD 11/02/2010 0.230% 11/03/2010	22532YVS2	50,000,000.00	(50,000,000.00)	0.00	(50,000,000.00)			



Managed Account Security Transactions & Interest

For the Month Ending **November 30, 2010**

SAN BERNARDINO COUNTY - 76990800

Transaction Type	Trade	Settle	Security Description	CUSIP	Par	Principal Proceeds	Accrued Interest	Total	Realized G/L Cost	Realized G/L Amort Cost	Sale Method
BUY											
	11/02/10	11/02/10	BNP PARIBAS FINANCE INC COMM PAPER -- 0.000% 11/03/2010	0556N1L35	50,000,000.00	(49,999,708.33)	0.00	(49,999,708.33)			
	11/02/10	11/02/10	BNP PARIBAS FINANCE INC COMM PAPER -- 0.000% 11/03/2010	0556N1L35	50,000,000.00	(49,999,708.33)	0.00	(49,999,708.33)			
	11/02/10	11/02/10	RABOBANK USA FIN CORP COMM PAPER -- 0.000% 11/03/2010	74977LL39	50,000,000.00	(49,999,722.22)	0.00	(49,999,722.22)			
	11/02/10	11/02/10	RABOBANK USA FIN CORP COMM PAPER -- 0.000% 11/03/2010	74977LL39	50,000,000.00	(49,999,722.22)	0.00	(49,999,722.22)			
	11/02/10	11/02/10	SOCIETE GENERALE NA COMM PAPER -- 0.000% 11/03/2010	83365SL35	50,000,000.00	(49,999,694.44)	0.00	(49,999,694.44)			
	11/02/10	11/02/10	SOCIETE GENERALE NA COMM PAPER -- 0.000% 11/03/2010	83365SL35	50,000,000.00	(49,999,694.44)	0.00	(49,999,694.44)			
	11/02/10	11/03/10	SVENSKA HANDELSBANKEN NY CERT DEPOS DTD 11/03/2010 0.265% 02/01/2011	86959BKM6	25,000,000.00	(25,000,000.00)	0.00	(25,000,000.00)			
	11/02/10	11/03/10	FHLB NOTES TAP ISSUE DTD 08/09/2010 1.000% 09/13/2013	313370LB2	25,000,000.00	(25,261,780.25)	(58,333.33)	(25,320,113.58)			
	11/02/10	11/03/10	FHLB NOTES TAP ISSUE DTD 08/09/2010 1.000% 09/13/2013	313370LB2	25,000,000.00	(25,261,750.00)	(58,333.33)	(25,320,083.33)			
	11/02/10	11/03/10	FHLB NOTES TAP ISSUE DTD 08/09/2010 1.000% 09/13/2013	313370LB2	25,000,000.00	(25,261,775.00)	(58,333.33)	(25,320,108.33)			
	11/03/10	11/03/10	SOCIETE GENERALE NA COMM PAPER -- 0.000% 11/04/2010	83365SL43	50,000,000.00	(49,999,694.44)	0.00	(49,999,694.44)			
	11/03/10	11/03/10	BNP PARIBAS FINANCE INC COMM PAPER -- 0.000% 11/19/2010	0556N1LK7	50,000,000.00	(49,994,888.89)	0.00	(49,994,888.89)			



Managed Account Security Transactions & Interest

For the Month Ending **November 30, 2010**

SAN BERNARDINO COUNTY - 76990800

Transaction Type	Trade	Settle	Security Description	CUSIP	Par	Principal Proceeds	Accrued Interest	Total	Realized G/L Cost	Realized G/L Amort Cost	Sale Method
BUY											
	11/03/10	11/03/10	SOCIETE GENERALE NA COMM PAPER -- 0.000% 11/04/2010	83365SL43	50,000,000.00	(49,999,694.44)	0.00	(49,999,694.44)			
	11/03/10	11/03/10	BNP PARIBAS FINANCE INC COMM PAPER -- 0.000% 11/19/2010	0556N1LK7	50,000,000.00	(49,994,888.89)	0.00	(49,994,888.89)			
	11/03/10	11/03/10	CREDIT AGRICOLE NA COMM PAPER -- 0.000% 11/04/2010	22532CL44	50,000,000.00	(49,999,694.44)	0.00	(49,999,694.44)			
	11/03/10	11/03/10	CREDIT AGRICOLE NA COMM PAPER -- 0.000% 11/04/2010	22532CL44	50,000,000.00	(49,999,694.44)	0.00	(49,999,694.44)			
	11/03/10	11/03/10	CREDIT AGRICOLE CIB NY CERT DEPOS DTD 11/03/2010 0.220% 11/04/2010	22532YVX1	50,000,000.00	(50,000,000.00)	0.00	(50,000,000.00)			
	11/03/10	11/03/10	CREDIT AGRICOLE CIB NY CERT DEPOS DTD 11/03/2010 0.220% 11/04/2010	22532YVX1	25,000,000.00	(25,000,000.00)	0.00	(25,000,000.00)			
	11/03/10	11/03/10	RABOBANK USA FIN CORP COMM PAPER -- 0.000% 11/04/2010	74977LL47	5,000,000.00	(4,999,972.22)	0.00	(4,999,972.22)			
	11/04/10	11/04/10	CREDIT AGRICOLE NA COMM PAPER -- 0.000% 11/05/2010	22532CL51	50,000,000.00	(49,999,694.44)	0.00	(49,999,694.44)			
	11/04/10	11/04/10	CREDIT AGRICOLE NA COMM PAPER -- 0.000% 11/05/2010	22532CL51	50,000,000.00	(49,999,694.44)	0.00	(49,999,694.44)			
	11/04/10	11/04/10	SOCIETE GENERALE NA COMM PAPER -- 0.000% 11/05/2010	83365SL50	50,000,000.00	(49,999,708.33)	0.00	(49,999,708.33)			
	11/04/10	11/04/10	SOCIETE GENERALE NA COMM PAPER -- 0.000% 11/05/2010	83365SL50	50,000,000.00	(49,999,708.33)	0.00	(49,999,708.33)			
	11/04/10	11/04/10	CREDIT AGRICOLE CIB NY CERT DEPOS DTD 11/04/2010 0.220% 11/05/2010	22532YWB8	50,000,000.00	(50,000,000.00)	0.00	(50,000,000.00)			
	11/04/10	11/04/10	CREDIT AGRICOLE CIB NY CERT DEPOS DTD 11/04/2010 0.220% 11/05/2010	22532YWB8	25,000,000.00	(25,000,000.00)	0.00	(25,000,000.00)			



Managed Account Security Transactions & Interest

For the Month Ending **November 30, 2010**

SAN BERNARDINO COUNTY - 76990800

Transaction Type	Trade	Settle	Security Description	CUSIP	Par	Principal Proceeds	Accrued Interest	Total	Realized G/L Cost	Realized G/L Amort Cost	Sale Method
BUY											
	11/04/10	11/04/10	RABOBANK USA FIN CORP COMM PAPER -- 0.000% 11/05/2010	74977LL54	25,000,000.00	(24,999,861.11)	0.00	(24,999,861.11)			
	11/04/10	11/05/10	FNMA NOTES (EX-CALLABLE) DTD 11/01/2010 0.550% 11/01/2012	31398A5B4	25,000,000.00	(25,000,000.00)	(1,527.78)	(25,001,527.78)			
	11/04/10	11/08/10	RABOBANK NEDERLAND NV NY CERT DEPOS DTD 11/08/2010 0.290% 04/29/2011	74977MPH2	25,000,000.00	(25,000,000.00)	0.00	(25,000,000.00)			
	11/05/10	11/05/10	SOCIETE GENERALE N AMER COMM PAPER -- 0.000% 11/08/2010	83365SL84	50,000,000.00	(49,999,125.00)	0.00	(49,999,125.00)			
	11/05/10	11/05/10	SOCIETE GENERALE N AMER COMM PAPER -- 0.000% 11/08/2010	83365SL84	50,000,000.00	(49,999,125.00)	0.00	(49,999,125.00)			
	11/05/10	11/05/10	NORDEA BANK FIN NY CERT DEPOS DTD 10/04/2010 0.280% 02/04/2011	65557VBR1	25,000,000.00	(25,001,258.97)	(6,222.22)	(25,007,481.19)			
	11/05/10	11/05/10	CREDIT AGRICOLE NA COMM PAPER -- 0.000% 11/08/2010	22532CL85	50,000,000.00	(49,999,083.33)	0.00	(49,999,083.33)			
	11/05/10	11/05/10	CREDIT AGRICOLE NA COMM PAPER -- 0.000% 11/08/2010	22532CL85	50,000,000.00	(49,999,083.33)	0.00	(49,999,083.33)			
	11/05/10	11/05/10	RABOBANK USA FIN CORP COMM PAPER -- 0.000% 11/08/2010	74977LL88	15,000,000.00	(14,999,750.00)	0.00	(14,999,750.00)			
	11/05/10	11/05/10	CREDIT AGRICOLE CIB NY CERT DEPOS DTD 11/05/2010 0.220% 11/08/2010	22532YWE2	50,000,000.00	(50,000,000.00)	0.00	(50,000,000.00)			
	11/05/10	11/05/10	CREDIT AGRICOLE CIB NY CERT DEPOS DTD 11/05/2010 0.220% 11/08/2010	22532YWE2	25,000,000.00	(25,000,000.00)	0.00	(25,000,000.00)			
	11/08/10	11/08/10	RABOBANK USA FIN CORP COMM PAPER -- 0.000% 11/09/2010	74977LL96	15,000,000.00	(14,999,920.83)	0.00	(14,999,920.83)			



Managed Account Security Transactions & Interest

For the Month Ending **November 30, 2010**

SAN BERNARDINO COUNTY - 76990800

Transaction Type	Trade	Settle	Security Description	CUSIP	Par	Principal Proceeds	Accrued Interest	Total	Realized G/L Cost	Realized G/L Amort Cost	Sale Method
BUY											
	11/08/10	11/08/10	CREDIT AGRICOLE NA COMM PAPER -- 0.000% 11/09/2010	22532CL93	50,000,000.00	(49,999,694.44)	0.00	(49,999,694.44)			
	11/08/10	11/08/10	SOCIETE GENERALE NA COMM PAPER -- 0.000% 11/09/2010	83365SL92	50,000,000.00	(49,999,708.33)	0.00	(49,999,708.33)			
	11/08/10	11/08/10	CREDIT AGRICOLE CIB NY CERT DEPOS DTD 11/08/2010 0.220% 11/09/2010	22532YWG7	50,000,000.00	(50,000,000.00)	0.00	(50,000,000.00)			
	11/08/10	11/08/10	CREDIT AGRICOLE CIB NY CERT DEPOS DTD 11/08/2010 0.220% 11/09/2010	22532YWG7	25,000,000.00	(25,000,000.00)	0.00	(25,000,000.00)			
	11/08/10	11/08/10	SOCIETE GENERALE NA COMM PAPER -- 0.000% 11/09/2010	83365SL92	50,000,000.00	(49,999,708.33)	0.00	(49,999,708.33)			
	11/08/10	11/08/10	CREDIT AGRICOLE NA COMM PAPER -- 0.000% 11/09/2010	22532CL93	50,000,000.00	(49,999,694.44)	0.00	(49,999,694.44)			
	11/09/10	11/09/10	SOCIETE GENERALE NA COMM PAPER -- 0.000% 11/10/2010	83365SLA9	50,000,000.00	(49,999,708.33)	0.00	(49,999,708.33)			
	11/09/10	11/09/10	SOCIETE GENERALE NA COMM PAPER -- 0.000% 11/10/2010	83365SLA9	50,000,000.00	(49,999,708.33)	0.00	(49,999,708.33)			
	11/09/10	11/09/10	GENERAL ELECTRIC CO COMM PAPER -- 0.000% 12/17/2010	36960MMH3	25,000,000.00	(24,994,722.22)	0.00	(24,994,722.22)			
	11/09/10	11/09/10	CREDIT AGRICOLE CIB NY CERT DEPOS DTD 11/09/2010 0.200% 11/10/2010	22532YWM4	50,000,000.00	(50,000,000.00)	0.00	(50,000,000.00)			
	11/09/10	11/09/10	CREDIT AGRICOLE CIB NY CERT DEPOS DTD 11/09/2010 0.200% 11/10/2010	22532YWM4	10,000,000.00	(10,000,000.00)	0.00	(10,000,000.00)			
	11/09/10	11/09/10	CREDIT AGRICOLE NA COMM PAPER -- 0.000% 11/10/2010	22532CLA0	50,000,000.00	(49,999,722.22)	0.00	(49,999,722.22)			
	11/09/10	11/09/10	CREDIT AGRICOLE NA COMM PAPER -- 0.000% 11/10/2010	22532CLA0	50,000,000.00	(49,999,722.22)	0.00	(49,999,722.22)			
	11/09/10	11/10/10	WESTPAC BANKING CORP NY CERT DEPOS DTD 11/10/2010 0.230% 02/08/2011	96121H7M0	25,000,000.00	(25,000,000.00)	0.00	(25,000,000.00)			



Managed Account Security Transactions & Interest

For the Month Ending **November 30, 2010**

SAN BERNARDINO COUNTY - 76990800

Transaction Type	Trade	Settle	Security Description	CUSIP	Par	Principal Proceeds	Accrued Interest	Total	Realized G/L Cost	Realized G/L Amort Cost	Sale Method
BUY											
	11/10/10	11/10/10	SOCIETE GENERALE NA COMM PAPER -- 0.000% 11/12/2010	83365SLC5	50,000,000.00	(49,999,416.67)	0.00	(49,999,416.67)			
	11/10/10	11/10/10	SOCIETE GENERALE NA COMM PAPER -- 0.000% 11/12/2010	83365SLC5	50,000,000.00	(49,999,416.67)	0.00	(49,999,416.67)			
	11/10/10	11/10/10	GENERAL ELECTRIC CO COMM PAPER -- 0.000% 12/17/2010	36960MMH3	50,000,000.00	(49,989,722.22)	0.00	(49,989,722.22)			
	11/10/10	11/10/10	CREDIT AGRICOLE CIB NY CERT DEPOS DTD 11/10/2010 0.200% 11/12/2010	22532YWP7	50,000,000.00	(50,000,000.00)	0.00	(50,000,000.00)			
	11/10/10	11/10/10	CREDIT AGRICOLE CIB NY CERT DEPOS DTD 11/10/2010 0.200% 11/12/2010	22532YWP7	30,000,000.00	(30,000,000.00)	0.00	(30,000,000.00)			
	11/10/10	11/10/10	CREDIT AGRICOLE NA COMM PAPER DTD 11/10/2010 0.000% 11/12/2010	22532CLC6	50,000,000.00	(49,999,444.44)	0.00	(49,999,444.44)			
	11/10/10	11/10/10	CREDIT AGRICOLE NA COMM PAPER DTD 11/10/2010 0.000% 11/12/2010	22532CLC6	50,000,000.00	(49,999,444.44)	0.00	(49,999,444.44)			
	11/10/10	11/12/10	FHLB NOTES TAP ISSUE DTD 08/09/2010 1.000% 09/13/2013	313370LB2	25,000,000.00	(25,159,475.00)	(64,583.33)	(25,224,058.33)			
	11/12/10	11/12/10	CREDIT AGRICOLE CIB NY CERT DEPOS DTD 11/12/2010 0.210% 11/15/2010	22532YWS1	50,000,000.00	(50,000,000.00)	0.00	(50,000,000.00)			
	11/12/10	11/12/10	CREDIT AGRICOLE CIB NY CERT DEPOS DTD 11/12/2010 0.210% 11/15/2010	22532YWS1	30,000,000.00	(30,000,000.00)	0.00	(30,000,000.00)			
	11/12/10	11/12/10	CREDIT AGRI NORTH AMERIC COMM PAPER -- 0.000% 11/15/2010	22532CLF9	50,000,000.00	(49,999,125.00)	0.00	(49,999,125.00)			
	11/12/10	11/12/10	CREDIT AGRI NORTH AMERIC COMM PAPER -- 0.000% 11/15/2010	22532CLF9	50,000,000.00	(49,999,125.00)	0.00	(49,999,125.00)			
	11/12/10	11/12/10	SOCIETE GENERALE NA COMM PAPER -- 0.000% 11/15/2010	83365SLF8	50,000,000.00	(49,999,125.00)	0.00	(49,999,125.00)			
	11/12/10	11/12/10	SOCIETE GENERALE NA COMM PAPER -- 0.000% 11/15/2010	83365SLF8	50,000,000.00	(49,999,125.00)	0.00	(49,999,125.00)			



Managed Account Security Transactions & Interest

For the Month Ending **November 30, 2010**

SAN BERNARDINO COUNTY - 76990800

Transaction Type	Trade	Settle	Security Description	CUSIP	Par	Principal Proceeds	Accrued Interest	Total	Realized G/L Cost	Realized G/L Amort Cost	Sale Method
BUY											
	11/12/10	11/29/10	FNMA NOTES (CALLABLE) DTD 11/29/2010 1.000% 11/29/2013	31398A6L1	25,000,000.00	(24,957,500.00)	0.00	(24,957,500.00)			
	11/15/10	11/15/10	CREDIT AGRICOLE CIB NY CERT DEPOS DTD 11/15/2010 0.250% 11/16/2010	22532YWU6	50,000,000.00	(50,000,000.00)	0.00	(50,000,000.00)			
	11/15/10	11/15/10	CREDIT AGRICOLE CIB NY CERT DEPOS DTD 11/15/2010 0.250% 11/16/2010	22532YWU6	50,000,000.00	(50,000,000.00)	0.00	(50,000,000.00)			
	11/15/10	11/15/10	CREDIT AGRI NORTH AMERIC COMM PAPER -- 0.000% 11/16/2010	22532CLG7	40,000,000.00	(39,999,722.22)	0.00	(39,999,722.22)			
	11/15/10	11/15/10	RABOBANK USA FIN CORP COMM PAPER -- 0.000% 11/16/2010	74977LLG0	50,000,000.00	(49,999,694.44)	0.00	(49,999,694.44)			
	11/15/10	11/15/10	RABOBANK USA FIN CORP COMM PAPER -- 0.000% 11/16/2010	74977LLG0	50,000,000.00	(49,999,694.44)	0.00	(49,999,694.44)			
	11/16/10	11/16/10	CREDIT AGRICOLE CIB NY CERT DEPOS DTD 11/16/2010 0.230% 11/17/2010	22532YWX0	50,000,000.00	(50,000,000.00)	0.00	(50,000,000.00)			
	11/16/10	11/16/10	CREDIT AGRICOLE CIB NY CERT DEPOS DTD 11/16/2010 0.230% 11/17/2010	22532YWX0	50,000,000.00	(50,000,000.00)	0.00	(50,000,000.00)			
	11/16/10	11/16/10	SOCIETE GENERALE NA COMM PAPER -- 0.000% 11/17/2010	83365SLH4	41,000,000.00	(40,999,738.06)	0.00	(40,999,738.06)			
	11/16/10	11/16/10	CREDIT AGRICOLE NA COMM PAPER DTD 11/16/2010 0.000% 11/17/2010	22532CLH5	50,000,000.00	(49,999,680.56)	0.00	(49,999,680.56)			
	11/16/10	11/16/10	CREDIT AGRICOLE NA COMM PAPER DTD 11/16/2010 0.000% 11/17/2010	22532CLH5	50,000,000.00	(49,999,680.56)	0.00	(49,999,680.56)			
	11/16/10	11/17/10	FNMA NOTES DTD 11/01/2010 0.750% 12/18/2013	31398A5W8	25,000,000.00	(24,818,000.00)	(8,333.33)	(24,826,333.33)			
	11/17/10	11/17/10	CREDIT AGRICOLE NA COMM PAPER -- 0.000% 11/18/2010	22532CLJ1	50,000,000.00	(49,999,694.44)	0.00	(49,999,694.44)			



Managed Account Security Transactions & Interest

For the Month Ending **November 30, 2010**

SAN BERNARDINO COUNTY - 76990800

Transaction Type	Trade	Settle	Security Description	CUSIP	Par	Principal Proceeds	Accrued Interest	Total	Realized G/L Cost	Realized G/L Amort Cost	Sale Method
BUY											
	11/17/10	11/17/10	CREDIT AGRICOLE NA COMM PAPER -- 0.000% 11/18/2010	22532CLJ1	50,000,000.00	(49,999,694.44)	0.00	(49,999,694.44)			
	11/17/10	11/17/10	CREDIT AGRICOLE CIB NY CERT DEPOS DTD 11/17/2010 0.220% 11/18/2010	22532YXA9	50,000,000.00	(50,000,000.00)	0.00	(50,000,000.00)			
	11/17/10	11/17/10	CREDIT AGRICOLE CIB NY CERT DEPOS DTD 11/17/2010 0.220% 11/18/2010	22532YXA9	50,000,000.00	(50,000,000.00)	0.00	(50,000,000.00)			
	11/18/10	11/18/10	NORDEA BANK FINLAND NY CERT DEPOS DTD 11/18/2010 0.220% 12/17/2010	65557VEK3	25,000,000.00	(25,000,000.00)	0.00	(25,000,000.00)			
	11/18/10	11/18/10	SOCIETE GENERALE NA COMM PAPER -- 0.000% 11/19/2010	83365SLK7	50,000,000.00	(49,999,694.44)	0.00	(49,999,694.44)			
	11/18/10	11/18/10	RABOBANK NEDERLAND NV NY CERT DEPOS DTD 11/18/2010 0.310% 05/17/2011	74977JKS0	25,000,000.00	(25,000,000.00)	0.00	(25,000,000.00)			
	11/18/10	11/18/10	CREDIT AGRICOLE NA COMM PAPER -- 0.000% 11/19/2010	22532CLK8	50,000,000.00	(49,999,680.56)	0.00	(49,999,680.56)			
	11/18/10	11/18/10	CREDIT AGRICOLE CIB NY CERT DEPOS DTD 11/18/2010 0.230% 11/19/2010	22532YXB7	25,000,000.00	(25,000,000.00)	0.00	(25,000,000.00)			
	11/18/10	11/18/10	CREDIT AGRICOLE NA COMM PAPER -- 0.000% 11/19/2010	22532CLK8	50,000,000.00	(49,999,680.56)	0.00	(49,999,680.56)			
	11/18/10	11/18/10	CREDIT AGRICOLE CIB NY CERT DEPOS DTD 11/18/2010 0.230% 11/19/2010	22532YXB7	50,000,000.00	(50,000,000.00)	0.00	(50,000,000.00)			
	11/18/10	11/19/10	FHLB BONDS DTD 11/04/2009 1.750% 12/14/2012	3133XVNT4	25,000,000.00	(25,565,250.00)	(188,368.06)	(25,753,618.06)			
	11/19/10	11/19/10	TORONTO DOMINION NY CERT DEPOS DTD 11/19/2010 0.230% 12/17/2010	89112YNM1	25,000,000.00	(25,000,000.00)	0.00	(25,000,000.00)			
	11/19/10	11/19/10	CREDIT AGRICOLE NA COMM PAPER -- 0.000% 11/22/2010	22532CLN2	50,000,000.00	(49,999,041.67)	0.00	(49,999,041.67)			



Managed Account Security Transactions & Interest

For the Month Ending **November 30, 2010**

SAN BERNARDINO COUNTY - 76990800

Transaction Type	Trade	Settle	Security Description	CUSIP	Par	Principal Proceeds	Accrued Interest	Total	Realized G/L Cost	Realized G/L Amort Cost	Sale Method
BUY											
	11/19/10	11/19/10	WESTPAC BANKING CORP NY CERT DEPOS DTD 11/10/2010 0.230% 02/08/2011	96121H7M0	25,000,000.00	(25,000,000.00)	(1,437.50)	(25,001,437.50)			
	11/19/10	11/19/10	BNP PARIBAS FINANCE INC COMM PAPER -- 0.000% 12/01/2010	0556N1M18	50,000,000.00	(49,996,166.67)	0.00	(49,996,166.67)			
	11/19/10	11/19/10	BNP PARIBAS FINANCE INC COMM PAPER -- 0.000% 12/01/2010	0556N1M18	50,000,000.00	(49,996,166.67)	0.00	(49,996,166.67)			
	11/19/10	11/19/10	CREDIT AGRICOLE NA COMM PAPER -- 0.000% 11/22/2010	22532CLN2	50,000,000.00	(49,999,041.67)	0.00	(49,999,041.67)			
	11/19/10	11/19/10	BNP PARIBAS SF CERT DEPOS DTD 11/19/2010 0.270% 01/19/2011	05566O5U7	50,000,000.00	(50,000,000.00)	0.00	(50,000,000.00)			
	11/19/10	11/19/10	CREDIT AGRICOLE CIB NY CERT DEPOS DTD 11/19/2010 0.230% 11/22/2010	22532YXD3	25,000,000.00	(25,000,000.00)	0.00	(25,000,000.00)			
	11/19/10	11/19/10	CREDIT AGRICOLE CIB NY CERT DEPOS DTD 11/19/2010 0.230% 11/22/2010	22532YXD3	50,000,000.00	(50,000,000.00)	0.00	(50,000,000.00)			
	11/19/10	11/19/10	SOCIETE GENERALE N AMER COMM PAPER -- 0.000% 11/22/2010	83365SLN1	50,000,000.00	(49,999,083.33)	0.00	(49,999,083.33)			
	11/19/10	11/19/10	SOCIETE GENERALE N AMER COMM PAPER -- 0.000% 11/22/2010	83365SLN1	50,000,000.00	(49,999,083.33)	0.00	(49,999,083.33)			
	11/22/10	11/22/10	CREDIT AGRICOLE NA COMM PAPER -- 0.000% 11/23/2010	22532CLP7	50,000,000.00	(49,999,680.56)	0.00	(49,999,680.56)			
	11/22/10	11/22/10	SOCIETE GENERALE NA COMM PAPER -- 0.000% 11/23/2010	83365SLP6	50,000,000.00	(49,999,722.22)	0.00	(49,999,722.22)			
	11/22/10	11/22/10	SOCIETE GENERALE NA COMM PAPER -- 0.000% 11/23/2010	83365SLP6	5,000,000.00	(4,999,972.22)	0.00	(4,999,972.22)			



Managed Account Security Transactions & Interest

For the Month Ending **November 30, 2010**

SAN BERNARDINO COUNTY - 76990800

Transaction Type	Trade	Settle	Security Description	CUSIP	Par	Principal Proceeds	Accrued Interest	Total	Realized G/L Cost	Realized G/L Amort Cost	Sale Method
BUY											
	11/22/10	11/22/10	CREDIT AGRICOLE NA COMM PAPER -- 0.000% 11/23/2010	22532CLP7	50,000,000.00	(49,999,680.56)	0.00	(49,999,680.56)			
	11/22/10	11/22/10	SVENSKA HANDELSBANKEN INC COMM PAPER -- 0.000% 02/22/2011	86958UPN8	25,000,000.00	(24,983,069.44)	0.00	(24,983,069.44)			
	11/22/10	11/22/10	RABOBANK USA FIN CORP COMM PAPER -- 0.000% 11/23/2010	74977LLP0	50,000,000.00	(49,999,722.22)	0.00	(49,999,722.22)			
	11/22/10	11/22/10	RABOBANK USA FIN CORP COMM PAPER -- 0.000% 11/23/2010	74977LLP0	50,000,000.00	(49,999,722.22)	0.00	(49,999,722.22)			
	11/22/10	11/22/10	CREDIT AGRICOLE CIB NY CERT DEPOS DTD 11/22/2010 0.220% 11/23/2010	22532YXF8	26,000,000.00	(26,000,000.00)	0.00	(26,000,000.00)			
	11/22/10	11/23/10	FHLMC NOTES DTD 10/08/2010 0.515% 11/26/2012	3134G1WT7	8,400,000.00	(8,378,412.00)	(5,407.50)	(8,383,819.50)			
	11/22/10	11/23/10	FHLMC NOTES DTD 10/08/2010 0.515% 11/26/2012	3134G1WT7	18,989,000.00	(18,938,299.37)	(12,224.17)	(18,950,523.54)			
	11/22/10	11/23/10	FFCB NOTES DTD 11/02/2010 0.400% 11/02/2012	31331JY56	20,000,000.00	(19,904,400.00)	(4,666.67)	(19,909,066.67)			
	11/23/10	11/23/10	CREDIT AGRICOLE NA COMM PAPER -- 0.000% 11/24/2010	22532CLQ5	50,000,000.00	(49,999,680.56)	0.00	(49,999,680.56)			
	11/23/10	11/23/10	SOCIETE GENERALE NA COMM PAPER -- 0.000% 11/24/2010	83365SLQ4	50,000,000.00	(49,999,708.33)	0.00	(49,999,708.33)			
	11/23/10	11/23/10	SOCIETE GENERALE NA COMM PAPER -- 0.000% 11/24/2010	83365SLQ4	40,000,000.00	(39,999,766.67)	0.00	(39,999,766.67)			
	11/23/10	11/23/10	CREDIT AGRICOLE NA COMM PAPER -- 0.000% 11/24/2010	22532CLQ5	50,000,000.00	(49,999,680.56)	0.00	(49,999,680.56)			
	11/23/10	11/23/10	RABOBANK USA FIN CORP COMM PAPER -- 0.000% 11/24/2010	74977LLO8	45,000,000.00	(44,999,750.00)	0.00	(44,999,750.00)			



Managed Account Security Transactions & Interest

For the Month Ending **November 30, 2010**

SAN BERNARDINO COUNTY - 76990800

Transaction Type	Trade	Settle	Security Description	CUSIP	Par	Principal Proceeds	Accrued Interest	Total	Realized G/L Cost	Realized G/L Amort Cost	Sale Method
BUY											
	11/24/10	11/24/10	RABOBANK USA FIN CORP COMM PAPER -- 0.000% 11/29/2010	74977LLV7	50,000,000.00	(49,998,611.11)	0.00	(49,998,611.11)			
	11/24/10	11/24/10	RABOBANK USA FIN CORP COMM PAPER -- 0.000% 11/29/2010	74977LLV7	35,000,000.00	(34,999,027.78)	0.00	(34,999,027.78)			
	11/24/10	11/24/10	TORONTO DOMINION BANK NY CERT DEPOS DTD 11/24/2010 0.320% 05/23/2011	89112YNY5	25,000,000.00	(25,000,000.00)	0.00	(25,000,000.00)			
	11/24/10	11/24/10	BNP PARIBAS SF CERT DEPOS DTD 11/24/2010 0.230% 12/17/2010	05566O5W3	15,000,000.00	(15,000,000.00)	0.00	(15,000,000.00)			
	11/24/10	11/24/10	SVENSKA HANDELSBANKEN INC COMM PAPER -- 0.000% 02/22/2011	86958UPN8	25,000,000.00	(24,983,437.50)	0.00	(24,983,437.50)			
	11/24/10	11/24/10	CREDIT AGRICOLE NA COMM PAPER -- 0.000% 11/26/2010	22532CLS1	50,000,000.00	(49,999,361.11)	0.00	(49,999,361.11)			
	11/24/10	11/24/10	CREDIT AGRICOLE NA COMM PAPER -- 0.000% 11/26/2010	22532CLS1	50,000,000.00	(49,999,361.11)	0.00	(49,999,361.11)			
	11/24/10	11/24/10	CREDIT AGRICOLE CIB NY CERT DEPOS DTD 11/24/2010 0.220% 11/26/2010	22532YXG6	50,000,000.00	(50,000,000.00)	0.00	(50,000,000.00)			
	11/24/10	11/24/10	CREDIT AGRICOLE CIB NY CERT DEPOS DTD 11/24/2010 0.220% 11/26/2010	22532YXG6	10,000,000.00	(10,000,000.00)	0.00	(10,000,000.00)			
	11/24/10	11/24/10	TORONTO DOMINION BANK NY CERT DEPOS DTD 11/24/2010 0.230% 01/24/2011	89112YNZ2	25,000,000.00	(25,000,000.00)	0.00	(25,000,000.00)			
	11/24/10	11/24/10	SOCIETE GENERALE NA COMM PAPER -- 0.000% 11/26/2010	83365SLS0	50,000,000.00	(49,999,416.67)	0.00	(49,999,416.67)			
	11/24/10	11/24/10	SOCIETE GENERALE NA COMM PAPER -- 0.000% 11/26/2010	83365SLS0	50,000,000.00	(49,999,416.67)	0.00	(49,999,416.67)			



Managed Account Security Transactions & Interest

For the Month Ending **November 30, 2010**

SAN BERNARDINO COUNTY - 76990800

Transaction Type	Trade	Settle	Security Description	CUSIP	Par	Principal Proceeds	Accrued Interest	Total	Realized G/L Cost	Realized G/L Amort Cost	Sale Method
BUY											
	11/24/10	11/24/10	NORDEA BANK FINLAND NY CERT DEPOS DTD 11/24/2010 0.250% 01/21/2011	65557VEZ0	50,000,000.00	(50,000,000.00)	0.00	(50,000,000.00)			
	11/24/10	11/29/10	FNMA NOTES (CALLABLE) DTD 11/29/2010 0.550% 12/27/2012	31398A6J6	25,000,000.00	(24,906,250.00)	0.00	(24,906,250.00)			
	11/26/10	11/26/10	CREDIT AGRI NORTH AMERICA COMM PAPER -- 0.000% 11/29/2010	22532CLV4	50,000,000.00	(49,998,958.33)	0.00	(49,998,958.33)			
	11/26/10	11/26/10	CREDIT AGRI NORTH AMERICA COMM PAPER -- 0.000% 11/29/2010	22532CLV4	50,000,000.00	(49,998,958.33)	0.00	(49,998,958.33)			
	11/26/10	11/26/10	SOCIETE GENERALE N AMER COMM PAPER -- 0.000% 11/29/2010	83365SLV3	50,000,000.00	(49,999,166.67)	0.00	(49,999,166.67)			
	11/26/10	11/26/10	CREDIT AGRICOLE CIB NY CERT DEPOS DTD 11/26/2010 0.250% 11/29/2010	22532YXJ0	20,000,000.00	(20,000,000.00)	0.00	(20,000,000.00)			
	11/26/10	11/26/10	CREDIT AGRICOLE CIB NY CERT DEPOS DTD 11/26/2010 0.250% 11/29/2010	22532YXJ0	50,000,000.00	(50,000,000.00)	0.00	(50,000,000.00)			
	11/26/10	11/26/10	SOCIETE GENERALE N AMER COMM PAPER -- 0.000% 11/29/2010	83365SLV3	50,000,000.00	(49,999,166.67)	0.00	(49,999,166.67)			
	11/29/10	11/29/10	SOCIETE GENERALE NA COMM PAPER -- 0.000% 11/30/2010	83365SLW1	50,000,000.00	(49,999,708.33)	0.00	(49,999,708.33)			
	11/29/10	11/29/10	SOCIETE GENERALE NA COMM PAPER -- 0.000% 11/30/2010	83365SLW1	50,000,000.00	(49,999,708.33)	0.00	(49,999,708.33)			
	11/29/10	11/29/10	CREDIT AGRICOLE NA COMM PAPER -- 0.000% 11/30/2010	22532CLW2	50,000,000.00	(49,999,680.56)	0.00	(49,999,680.56)			
	11/29/10	11/29/10	CREDIT AGRICOLE NA COMM PAPER -- 0.000% 11/30/2010	22532CLW2	50,000,000.00	(49,999,680.56)	0.00	(49,999,680.56)			



Managed Account Security Transactions & Interest

For the Month Ending **November 30, 2010**

SAN BERNARDINO COUNTY - 76990800

Transaction Type		Security Description	CUSIP	Par	Principal Proceeds	Accrued Interest	Total	Realized G/L Cost	Realized G/L Amort Cost	Sale Method
Trade	Settle									
BUY										
11/29/10	11/29/10	RABOBANK USA FIN CORP COMM PAPER -- 0.000% 11/30/2010	74977LLW5	41,000,000.00	(40,999,772.22)	0.00	(40,999,772.22)			
11/30/10	11/30/10	GOLDMAN FS GOVERNMENT MM FUND	38141W273	20,000,000.00	(20,000,000.00)	0.00	(20,000,000.00)			
11/30/10	11/30/10	CHEVRON FUNDING CORP COMM PAPER -- 0.000% 12/17/2010	1667X1MH6	50,000,000.00	(49,995,750.00)	0.00	(49,995,750.00)			
11/30/10	11/30/10	US BANK NA COMM PAPER -- 0.000% 02/01/2011	9033E1P16	40,000,000.00	(39,985,300.00)	0.00	(39,985,300.00)			
11/30/10	11/30/10	GOLDMAN SACHS GROUP INC REPO AGRMT DTD 11/30/2010 0.230% 12/01/2010	RE0815564	200,000,000.00	(200,000,000.00)	0.00	(200,000,000.00)			
11/30/10	12/14/10	FNMA NOTES (CALLABLE) DTD 12/14/2010 0.800% 12/14/2012	3136FPH83	25,000,000.00	(24,996,250.00)	0.00	(24,996,250.00)			

Transaction Type Sub-Total **6,890,389,000.00 (6,891,310,641.34) (467,770.55) (6,891,778,411.89)**

INTEREST										
11/02/10	11/02/10	FFCB BONDS (FLOATING) DTD 11/02/2009 0.234% 11/02/2011	31331G2M0	25,000,000.00	0.00	5,085.94	5,085.94			
11/10/10	11/10/10	FNMA GLOBAL NOTE (CALLED, OMD 5/10/2013) DTD 05/10/2010 2.000% 11/10/2010	31398AQ96	50,000,000.00	0.00	500,000.00	500,000.00			
11/10/10	11/10/10	FHLMC GLOBAL NOTES (CALLED, OMD 11/10/11 DTD 11/10/2009 1.200% 11/10/2010	3128X9KQ2	25,000,000.00	0.00	150,000.00	150,000.00			
11/10/10	11/10/10	FHLMC GLOBAL NOTES (CALLED, OMD 11/10/11 DTD 11/10/2009 1.200% 11/10/2010	3128X9KQ2	25,000,000.00	0.00	150,000.00	150,000.00			



Managed Account Security Transactions & Interest

For the Month Ending **November 30, 2010**

SAN BERNARDINO COUNTY - 76990800

Transaction Type	Trade	Settle	Security Description	CUSIP	Par	Principal Proceeds	Accrued Interest	Total	Realized G/L Cost	Realized G/L Amort Cost	Sale Method
INTEREST											
	11/15/10	11/15/10	US TREASURY NOTES DTD 05/15/2009 1.375% 05/15/2012	912828KP4	10,000,000.00	0.00	68,750.00	68,750.00			
	11/15/10	11/15/10	FNMA GLOBAL BENCHMARK NOTES DTD 05/25/2001 6.000% 05/15/2011	31359MJH7	50,000,000.00	0.00	1,500,000.00	1,500,000.00			
	11/15/10	11/15/10	US TREASURY NOTES DTD 05/15/2009 1.375% 05/15/2012	912828KP4	25,000,000.00	0.00	171,875.00	171,875.00			
	11/15/10	11/15/10	FNMA GLOBAL BENCHMARK NOTES DTD 11/03/2000 6.625% 11/15/2010	31359MGJ6	25,000,000.00	0.00	828,125.00	828,125.00			
	11/15/10	11/15/10	US TREASURY NOTES DTD 05/15/2009 1.375% 05/15/2012	912828KP4	5,000,000.00	0.00	34,375.00	34,375.00			
	11/15/10	11/15/10	US TREASURY NOTES DTD 05/15/2009 1.375% 05/15/2012	912828KP4	10,000,000.00	0.00	68,750.00	68,750.00			
	11/18/10	11/18/10	FHLB GLOBAL BONDS DTD 03/19/2010 1.125% 05/18/2012	3133XXPV3	25,000,000.00	0.00	140,625.00	140,625.00			
	11/18/10	11/18/10	FFCB FLOATING BONDS DTD 05/18/2009 0.343% 05/18/2011	31331GWG0	25,000,000.00	0.00	7,453.99	7,453.99			
	11/22/10	11/22/10	FFCB BONDS DTD 11/22/2000 6.700% 11/22/2010	31331H4M6	9,315,000.00	0.00	312,052.50	312,052.50			
	11/23/10	11/23/10	FFCB NOTES (FLOAT) DTD 08/23/2010 0.325% 05/23/2012	31331JZB2	25,000,000.00	0.00	20,097.00	20,097.00			
	11/23/10	11/23/10	FHLMC GLOBAL REFERENCE NOTES DTD 10/10/2008 2.875% 11/23/2010	3137EABV0	25,000,000.00	0.00	359,375.00	359,375.00			
	11/25/10	11/25/10	FNMA NOTES (CALLABLE) DTD 05/25/2010 1.300% 05/25/2012	31398AS37	25,000,000.00	0.00	162,500.00	162,500.00			
	11/25/10	11/25/10	FNMA NOTES (CALLABLE) DTD 05/25/2010 1.300% 05/25/2012	31398AS37	25,000,000.00	0.00	162,500.00	162,500.00			
	11/26/10	11/26/10	FHLMC NOTES DTD 10/08/2010 0.515% 11/26/2012	3134G1WT7	8,400,000.00	0.00	5,768.00	5,768.00			



Managed Account Security Transactions & Interest

For the Month Ending **November 30, 2010**

SAN BERNARDINO COUNTY - 76990800

Transaction Type	Trade	Settle	Security Description	CUSIP	Par	Principal Proceeds	Accrued Interest	Total	Realized G/L Cost	Realized G/L Amort Cost	Sale Method
INTEREST											
	11/26/10	11/26/10	FHLMC (FLOATING) MTN DTD 04/26/2010 0.253% 10/26/2011	3134G1BL7	20,800,000.00	0.00	4,589.72	4,589.72			
	11/26/10	11/26/10	FHLMC NOTES DTD 10/08/2010 0.515% 11/26/2012	3134G1WT7	18,989,000.00	0.00	13,039.11	13,039.11			
	11/30/10	11/30/10	FEDERATED PRIME OBLIGATION MUTUAL	60934N203	0.00	0.00	152.47	152.47			
	11/30/10	11/30/10	US TREASURY NOTES DTD 05/31/2009 0.875% 05/31/2011	912828KU3	25,000,000.00	0.00	109,375.00	109,375.00			
	11/30/10	11/30/10	GOLDMAN FS GOVERNMENT MM FUND	38141W273	0.00	0.00	1,481.98	1,481.98			
	11/30/10	11/30/10	FEDERATED GOVT OBLIGATIONS FUND	60934N104	0.00	0.00	34.84	34.84			
	11/30/10	11/30/10	US TREASURY NOTES DTD 11/30/2008 1.250% 11/30/2010	912828JS0	25,000,000.00	0.00	156,250.00	156,250.00			
Transaction Type Sub-Total					507,504,000.00	0.00	4,932,255.55	4,932,255.55			

MATURITY											
	11/01/10	11/01/10	RABOBANK USA FIN CORP COMM PAPER -- 0.000% 11/01/2010	74977LL13	50,000,000.00	50,000,000.00	0.00	50,000,000.00	791.67	0.00	
	11/01/10	11/01/10	RABOBANK USA FIN CORP COMM PAPER -- 0.000% 11/01/2010	74977LL13	50,000,000.00	50,000,000.00	0.00	50,000,000.00	791.67	0.00	
	11/01/10	11/01/10	CREDIT AGRICOLE NA COMM PAPER -- 0.000% 11/01/2010	22532CL10	50,000,000.00	50,000,000.00	0.00	50,000,000.00	916.67	0.00	
	11/01/10	11/01/10	CREDIT AGRICOLE NA COMM PAPER -- 0.000% 11/01/2010	22532CL10	50,000,000.00	50,000,000.00	0.00	50,000,000.00	916.67	0.00	
	11/01/10	11/01/10	BNP PARIBAS FINANCE INC COMM PAPER -- 0.000% 11/01/2010	0556N1L19	50,000,000.00	50,000,000.00	0.00	50,000,000.00	833.33	0.00	



Managed Account Security Transactions & Interest

For the Month Ending **November 30, 2010**

SAN BERNARDINO COUNTY - 76990800

Transaction Type	Trade	Settle	Security Description	CUSIP	Par	Principal Proceeds	Accrued Interest	Total	Realized G/L Cost	Realized G/L Amort Cost	Sale Method
MATURITY											
	11/01/10	11/01/10	BNP PARIBAS FINANCE INC COMM PAPER -- 0.000% 11/01/2010	0556N1L19	50,000,000.00	50,000,000.00	0.00	50,000,000.00	833.33	0.00	
	11/01/10	11/01/10	SOCIETE GENERALE N AMER COMM PAPER -- 0.000% 11/01/2010	83365SL19	50,000,000.00	50,000,000.00	0.00	50,000,000.00	875.00	0.00	
	11/01/10	11/01/10	SOCIETE GENERALE N AMER COMM PAPER -- 0.000% 11/01/2010	83365SL19	50,000,000.00	50,000,000.00	0.00	50,000,000.00	958.33	0.00	
	11/01/10	11/01/10	GENERAL ELEC CAP SVCS COMM PAPER -- 0.000% 11/01/2010	36959SL19	25,000,000.00	25,000,000.00	0.00	25,000,000.00	11,000.00	0.00	
	11/01/10	11/01/10	GENERAL ELEC CAP SVCS COMM PAPER -- 0.000% 11/01/2010	36959SL19	50,000,000.00	50,000,000.00	0.00	50,000,000.00	22,000.00	0.00	
	11/01/10	11/01/10	CREDIT AGRICOLE CIB NY CERT DEPOS DTD 10/29/2010 0.220% 11/01/2010	22532YVE3	50,000,000.00	50,000,000.00	916.67	50,000,916.67	0.00	0.00	
	11/01/10	11/01/10	CREDIT AGRICOLE CIB NY CERT DEPOS DTD 10/29/2010 0.220% 11/01/2010	22532YVE3	40,000,000.00	40,000,000.00	733.33	40,000,733.33	0.00	0.00	
	11/01/10	11/01/10	TORONTO DOMINION BANK NY CERT DEPOS DTD 08/31/2010 0.210% 11/01/2010	89112YJW4	25,000,000.00	25,000,000.00	9,041.67	25,009,041.67	0.00	0.00	
	11/02/10	11/02/10	TORONTO DOMINION BANK NY CERT DEPOS DTD 08/31/2010 0.210% 11/02/2010	89112YJX2	25,000,000.00	25,000,000.00	9,187.50	25,009,187.50	0.00	0.00	
	11/02/10	11/02/10	GOLDMAN SACHS GROUP INC REPO AGRMT DTD 11/01/2010 0.240% 11/02/2010	RE0815473	200,000,000.00	200,000,000.00	1,333.33	200,001,333.33	0.00	0.00	
	11/02/10	11/02/10	BNP PARIBAS SF CERT DEPOS DTD 10/26/2010 0.210% 11/02/2010	05566O5D5	10,000,000.00	10,000,000.00	408.33	10,000,408.33	0.00	0.00	
	11/02/10	11/02/10	SOCIETE GENERALE NA COMM PAPER -- 0.000% 11/02/2010	83365SL27	50,000,000.00	50,000,000.00	0.00	50,000,000.00	305.56	0.00	



Managed Account Security Transactions & Interest

For the Month Ending **November 30, 2010**

SAN BERNARDINO COUNTY - 76990800

Transaction Type	Trade	Settle	Security Description	CUSIP	Par	Principal Proceeds	Accrued Interest	Total	Realized G/L Cost	Realized G/L Amort Cost	Sale Method
MATURITY											
	11/02/10	11/02/10	SOCIETE GENERALE NA COMM PAPER -- 0.000% 11/02/2010	83365SL27	50,000,000.00	50,000,000.00	0.00	50,000,000.00	305.56	0.00	
	11/02/10	11/02/10	CREDIT AGRICOLE NA COMM PAPER -- 0.000% 11/02/2010	22532CL28	50,000,000.00	50,000,000.00	0.00	50,000,000.00	319.44	0.00	
	11/02/10	11/02/10	CREDIT AGRICOLE NA COMM PAPER -- 0.000% 11/02/2010	22532CL28	50,000,000.00	50,000,000.00	0.00	50,000,000.00	319.44	0.00	
	11/02/10	11/02/10	BNP PARIBAS FINANCE INC COMM PAPER -- 0.000% 11/02/2010	0556N1L27	50,000,000.00	50,000,000.00	0.00	50,000,000.00	305.56	0.00	
	11/02/10	11/02/10	BNP PARIBAS FINANCE INC COMM PAPER -- 0.000% 11/02/2010	0556N1L27	50,000,000.00	50,000,000.00	0.00	50,000,000.00	305.56	0.00	
	11/03/10	11/03/10	BNP PARIBAS SF CERT DEPOS DTD 09/23/2010 0.250% 11/03/2010	05566O4J3	20,000,000.00	20,000,000.00	5,694.44	20,005,694.44	0.00	0.00	
	11/03/10	11/03/10	RABOBANK USA FIN CORP COMM PAPER -- 0.000% 11/03/2010	74977LL39	50,000,000.00	50,000,000.00	0.00	50,000,000.00	277.78	0.00	
	11/03/10	11/03/10	RABOBANK USA FIN CORP COMM PAPER -- 0.000% 11/03/2010	74977LL39	50,000,000.00	50,000,000.00	0.00	50,000,000.00	277.78	0.00	
	11/03/10	11/03/10	SOCIETE GENERALE NA COMM PAPER -- 0.000% 11/03/2010	83365SL35	50,000,000.00	50,000,000.00	0.00	50,000,000.00	305.56	0.00	
	11/03/10	11/03/10	SOCIETE GENERALE NA COMM PAPER -- 0.000% 11/03/2010	83365SL35	50,000,000.00	50,000,000.00	0.00	50,000,000.00	305.56	0.00	
	11/03/10	11/03/10	NORDEA BANK FINLAND NY CERT DEPOS DTD 09/16/2010 0.220% 11/03/2010	65557VAJ0	25,000,000.00	25,000,000.00	7,333.33	25,007,333.33	0.00	0.00	
	11/03/10	11/03/10	BNP PARIBAS FINANCE INC COMM PAPER -- 0.000% 11/03/2010	0556N1L35	50,000,000.00	50,000,000.00	0.00	50,000,000.00	291.67	0.00	



Managed Account Security Transactions & Interest

For the Month Ending **November 30, 2010**

SAN BERNARDINO COUNTY - 76990800

Transaction Type	Trade	Settle	Security Description	CUSIP	Par	Principal Proceeds	Accrued Interest	Total	Realized G/L Cost	Realized G/L Amort Cost	Sale Method
MATURITY											
	11/03/10	11/03/10	BNP PARIBAS FINANCE INC COMM PAPER -- 0.000% 11/03/2010	0556N1L35	50,000,000.00	50,000,000.00	0.00	50,000,000.00	291.67	0.00	
	11/03/10	11/03/10	CREDIT AGRICOLE NA COMM PAPER -- 0.000% 11/03/2010	22532CL36	50,000,000.00	50,000,000.00	0.00	50,000,000.00	319.44	0.00	
	11/03/10	11/03/10	CREDIT AGRICOLE NA COMM PAPER -- 0.000% 11/03/2010	22532CL36	50,000,000.00	50,000,000.00	0.00	50,000,000.00	319.44	0.00	
	11/03/10	11/03/10	CREDIT AGRICOLE CIB NY CERT DEPOS DTD 11/02/2010 0.230% 11/03/2010	22532YVS2	50,000,000.00	50,000,000.00	319.44	50,000,319.44	0.00	0.00	
	11/03/10	11/03/10	CREDIT AGRICOLE CIB NY CERT DEPOS DTD 11/02/2010 0.230% 11/03/2010	22532YVS2	25,000,000.00	25,000,000.00	159.72	25,000,159.72	0.00	0.00	
	11/04/10	11/04/10	SOCIETE GENERALE NA COMM PAPER -- 0.000% 11/04/2010	83365SL43	50,000,000.00	50,000,000.00	0.00	50,000,000.00	305.56	0.00	
	11/04/10	11/04/10	SOCIETE GENERALE NA COMM PAPER -- 0.000% 11/04/2010	83365SL43	50,000,000.00	50,000,000.00	0.00	50,000,000.00	305.56	0.00	
	11/04/10	11/04/10	CREDIT AGRICOLE NA COMM PAPER -- 0.000% 11/04/2010	22532CL44	50,000,000.00	50,000,000.00	0.00	50,000,000.00	305.56	0.00	
	11/04/10	11/04/10	CREDIT AGRICOLE NA COMM PAPER -- 0.000% 11/04/2010	22532CL44	50,000,000.00	50,000,000.00	0.00	50,000,000.00	305.56	0.00	
	11/04/10	11/04/10	RABOBANK USA FIN CORP COMM PAPER -- 0.000% 11/04/2010	74977LL47	5,000,000.00	5,000,000.00	0.00	5,000,000.00	27.78	0.00	
	11/04/10	11/04/10	CREDIT AGRICOLE CIB NY CERT DEPOS DTD 11/03/2010 0.220% 11/04/2010	22532YVX1	50,000,000.00	50,000,000.00	305.56	50,000,305.56	0.00	0.00	
	11/04/10	11/04/10	CREDIT AGRICOLE CIB NY CERT DEPOS DTD 11/03/2010 0.220% 11/04/2010	22532YVX1	25,000,000.00	25,000,000.00	152.78	25,000,152.78	0.00	0.00	
	11/05/10	11/05/10	CREDIT AGRICOLE NA COMM PAPER -- 0.000% 11/05/2010	22532CL51	50,000,000.00	50,000,000.00	0.00	50,000,000.00	305.56	0.00	
	11/05/10	11/05/10	CREDIT AGRICOLE NA COMM PAPER -- 0.000% 11/05/2010	22532CL51	50,000,000.00	50,000,000.00	0.00	50,000,000.00	305.56	0.00	



Managed Account Security Transactions & Interest

For the Month Ending **November 30, 2010**

SAN BERNARDINO COUNTY - 76990800

Transaction Type	Trade	Settle	Security Description	CUSIP	Par	Principal Proceeds	Accrued Interest	Total	Realized G/L Cost	Realized G/L Amort Cost	Sale Method
MATURITY											
	11/05/10	11/05/10	SOCIETE GENERALE NA COMM PAPER -- 0.000% 11/05/2010	83365SL50	50,000,000.00	50,000,000.00	0.00	50,000,000.00	291.67	0.00	
	11/05/10	11/05/10	SOCIETE GENERALE NA COMM PAPER -- 0.000% 11/05/2010	83365SL50	50,000,000.00	50,000,000.00	0.00	50,000,000.00	291.67	0.00	
	11/05/10	11/05/10	NORDEA BANK FINLAND NY CERT DEPOS DTD 10/25/2010 0.210% 11/05/2010	65557VCY5	25,000,000.00	25,000,000.00	1,604.17	25,001,604.17	0.00	0.00	
	11/05/10	11/05/10	CREDIT AGRICOLE CIB NY CERT DEPOS DTD 11/04/2010 0.220% 11/05/2010	22532YWB8	50,000,000.00	50,000,000.00	305.56	50,000,305.56	0.00	0.00	
	11/05/10	11/05/10	CREDIT AGRICOLE CIB NY CERT DEPOS DTD 11/04/2010 0.220% 11/05/2010	22532YWB8	25,000,000.00	25,000,000.00	152.78	25,000,152.78	0.00	0.00	
	11/05/10	11/05/10	RABOBANK USA FIN CORP COMM PAPER -- 0.000% 11/05/2010	74977LL54	25,000,000.00	25,000,000.00	0.00	25,000,000.00	138.89	0.00	
	11/08/10	11/08/10	SOCIETE GENERALE N AMER COMM PAPER -- 0.000% 11/08/2010	83365SL84	50,000,000.00	50,000,000.00	0.00	50,000,000.00	875.00	0.00	
	11/08/10	11/08/10	SOCIETE GENERALE N AMER COMM PAPER -- 0.000% 11/08/2010	83365SL84	50,000,000.00	50,000,000.00	0.00	50,000,000.00	875.00	0.00	
	11/08/10	11/08/10	CREDIT AGRICOLE NA COMM PAPER -- 0.000% 11/08/2010	22532CL85	50,000,000.00	50,000,000.00	0.00	50,000,000.00	916.67	0.00	
	11/08/10	11/08/10	CREDIT AGRICOLE NA COMM PAPER -- 0.000% 11/08/2010	22532CL85	50,000,000.00	50,000,000.00	0.00	50,000,000.00	916.67	0.00	
	11/08/10	11/08/10	RABOBANK USA FIN CORP COMM PAPER -- 0.000% 11/08/2010	74977LL88	15,000,000.00	15,000,000.00	0.00	15,000,000.00	250.00	0.00	
	11/08/10	11/08/10	CREDIT AGRICOLE CIB NY CERT DEPOS DTD 11/05/2010 0.220% 11/08/2010	22532YWE2	25,000,000.00	25,000,000.00	458.33	25,000,458.33	0.00	0.00	



Managed Account Security Transactions & Interest

For the Month Ending **November 30, 2010**

SAN BERNARDINO COUNTY - 76990800

Transaction Type		Security Description	CUSIP	Par	Principal Proceeds	Accrued Interest	Total	Realized G/L Cost	Realized G/L Amort Cost	Sale Method
Trade	Settle									
MATURITY										
11/08/10	11/08/10	CREDIT AGRICOLE CIB NY CERT DEPOS DTD 11/05/2010 0.220% 11/08/2010	22532YWE2	50,000,000.00	50,000,000.00	916.67	50,000,916.67	0.00	0.00	
11/09/10	11/09/10	RABOBANK USA FIN CORP COMM PAPER -- 0.000% 11/09/2010	74977LL96	15,000,000.00	15,000,000.00	0.00	15,000,000.00	79.17	0.00	
11/09/10	11/09/10	CREDIT AGRICOLE NA COMM PAPER -- 0.000% 11/09/2010	22532CL93	50,000,000.00	50,000,000.00	0.00	50,000,000.00	305.56	0.00	
11/09/10	11/09/10	CREDIT AGRICOLE NA COMM PAPER -- 0.000% 11/09/2010	22532CL93	50,000,000.00	50,000,000.00	0.00	50,000,000.00	305.56	0.00	
11/09/10	11/09/10	SOCIETE GENERALE NA COMM PAPER -- 0.000% 11/09/2010	83365SL92	50,000,000.00	50,000,000.00	0.00	50,000,000.00	291.67	0.00	
11/09/10	11/09/10	SOCIETE GENERALE NA COMM PAPER -- 0.000% 11/09/2010	83365SL92	50,000,000.00	50,000,000.00	0.00	50,000,000.00	291.67	0.00	
11/09/10	11/09/10	CREDIT AGRICOLE CIB NY CERT DEPOS DTD 11/08/2010 0.220% 11/09/2010	22532YWG7	25,000,000.00	25,000,000.00	152.78	25,000,152.78	0.00	0.00	
11/09/10	11/09/10	CREDIT AGRICOLE CIB NY CERT DEPOS DTD 11/08/2010 0.220% 11/09/2010	22532YWG7	50,000,000.00	50,000,000.00	305.56	50,000,305.56	0.00	0.00	
11/10/10	11/10/10	CREDIT AGRICOLE NA COMM PAPER -- 0.000% 11/10/2010	22532CLA0	50,000,000.00	50,000,000.00	0.00	50,000,000.00	277.78	0.00	
11/10/10	11/10/10	SOCIETE GENERALE NA COMM PAPER -- 0.000% 11/10/2010	83365SLA9	50,000,000.00	50,000,000.00	0.00	50,000,000.00	291.67	0.00	
11/10/10	11/10/10	SOCIETE GENERALE NA COMM PAPER -- 0.000% 11/10/2010	83365SLA9	50,000,000.00	50,000,000.00	0.00	50,000,000.00	291.67	0.00	
11/10/10	11/10/10	CREDIT AGRICOLE CIB NY CERT DEPOS DTD 11/09/2010 0.200% 11/10/2010	22532YWM4	50,000,000.00	50,000,000.00	277.78	50,000,277.78	0.00	0.00	
11/10/10	11/10/10	CREDIT AGRICOLE CIB NY CERT DEPOS DTD 11/09/2010 0.200% 11/10/2010	22532YWM4	10,000,000.00	10,000,000.00	55.56	10,000,055.56	0.00	0.00	
11/10/10	11/10/10	FNMA GLOBAL NOTE (CALLED, OMD 5/10/2013) DTD 05/10/2010 2.000% 11/10/2010	31398AQ96	50,000,000.00	50,000,000.00	0.00	50,000,000.00	25,000.00	0.00	



Managed Account Security Transactions & Interest

For the Month Ending **November 30, 2010**

SAN BERNARDINO COUNTY - 76990800

Transaction Type	Trade	Settle	Security Description	CUSIP	Par	Principal Proceeds	Accrued Interest	Total	Realized G/L Cost	Realized G/L Amort Cost	Sale Method
MATURITY											
	11/10/10	11/10/10	CREDIT AGRICOLE NA COMM PAPER -- 0.000% 11/10/2010	22532CLA0	50,000,000.00	50,000,000.00	0.00	50,000,000.00	277.78	0.00	
	11/10/10	11/10/10	FHLMC GLOBAL NOTES (CALLED, OMD 11/10/11 DTD 11/10/2009 1.200% 11/10/2010	3128X9KQ2	25,000,000.00	25,000,000.00	0.00	25,000,000.00	25,000.00	0.00	
	11/10/10	11/10/10	FHLMC GLOBAL NOTES (CALLED, OMD 11/10/11 DTD 11/10/2009 1.200% 11/10/2010	3128X9KQ2	25,000,000.00	25,000,000.00	0.00	25,000,000.00	25,000.00	0.00	
	11/12/10	11/12/10	RABOBANK NEDERLAND NV NY CERT DEPOS DTD 05/19/2010 0.540% 11/12/2010	74977MFL4	25,000,000.00	25,000,000.00	66,375.00	25,066,375.00	0.00	0.00	
	11/12/10	11/12/10	CREDIT AGRICOLE NA COMM PAPER DTD 11/10/2010 0.000% 11/12/2010	22532CLC6	50,000,000.00	50,000,000.00	0.00	50,000,000.00	555.56	0.00	
	11/12/10	11/12/10	CREDIT AGRICOLE NA COMM PAPER DTD 11/10/2010 0.000% 11/12/2010	22532CLC6	50,000,000.00	50,000,000.00	0.00	50,000,000.00	555.56	0.00	
	11/12/10	11/12/10	CREDIT AGRICOLE CIB NY CERT DEPOS DTD 11/10/2010 0.200% 11/12/2010	22532YWP7	50,000,000.00	50,000,000.00	555.56	50,000,555.56	0.00	0.00	
	11/12/10	11/12/10	CREDIT AGRICOLE CIB NY CERT DEPOS DTD 11/10/2010 0.200% 11/12/2010	22532YWP7	30,000,000.00	30,000,000.00	333.33	30,000,333.33	0.00	0.00	
	11/12/10	11/12/10	SOCIETE GENERALE NA COMM PAPER -- 0.000% 11/12/2010	83365SLC5	50,000,000.00	50,000,000.00	0.00	50,000,000.00	583.33	0.00	
	11/12/10	11/12/10	SOCIETE GENERALE NA COMM PAPER -- 0.000% 11/12/2010	83365SLC5	50,000,000.00	50,000,000.00	0.00	50,000,000.00	583.33	0.00	
	11/15/10	11/15/10	CREDIT AGRICOLE CIB NY CERT DEPOS DTD 11/12/2010 0.210% 11/15/2010	22532YWS1	50,000,000.00	50,000,000.00	875.00	50,000,875.00	0.00	0.00	
	11/15/10	11/15/10	CREDIT AGRICOLE CIB NY CERT DEPOS DTD 11/12/2010 0.210% 11/15/2010	22532YWS1	30,000,000.00	30,000,000.00	525.00	30,000,525.00	0.00	0.00	
	11/15/10	11/15/10	CREDIT AGRI NORTH AMERIC COMM PAPER -- 0.000% 11/15/2010	22532CLF9	50,000,000.00	50,000,000.00	0.00	50,000,000.00	875.00	0.00	



Managed Account Security Transactions & Interest

For the Month Ending **November 30, 2010**

SAN BERNARDINO COUNTY - 76990800

Transaction Type	Trade	Settle	Security Description	CUSIP	Par	Principal Proceeds	Accrued Interest	Total	Realized G/L Cost	Realized G/L Amort Cost	Sale Method
MATURITY											
	11/15/10	11/15/10	FNMA GLOBAL BENCHMARK NOTES DTD 11/03/2000 6.625% 11/15/2010	31359MGJ6	25,000,000.00	25,000,000.00	0.00	25,000,000.00	(2,478,000.00)	0.00	
	11/15/10	11/15/10	CREDIT AGRI NORTH AMERIC COMM PAPER -- 0.000% 11/15/2010	22532CLF9	50,000,000.00	50,000,000.00	0.00	50,000,000.00	875.00	0.00	
	11/15/10	11/15/10	SOCIETE GENERALE NA COMM PAPER -- 0.000% 11/15/2010	83365SLF8	50,000,000.00	50,000,000.00	0.00	50,000,000.00	875.00	0.00	
	11/15/10	11/15/10	SOCIETE GENERALE NA COMM PAPER -- 0.000% 11/15/2010	83365SLF8	50,000,000.00	50,000,000.00	0.00	50,000,000.00	875.00	0.00	
	11/16/10	11/16/10	CREDIT AGRICOLE CIB NY CERT DEPOS DTD 11/15/2010 0.250% 11/16/2010	22532YWU6	50,000,000.00	50,000,000.00	347.22	50,000,347.22	0.00	0.00	
	11/16/10	11/16/10	CREDIT AGRICOLE CIB NY CERT DEPOS DTD 11/15/2010 0.250% 11/16/2010	22532YWU6	50,000,000.00	50,000,000.00	347.22	50,000,347.22	0.00	0.00	
	11/16/10	11/16/10	RABOBANK USA FIN CORP COMM PAPER -- 0.000% 11/16/2010	74977LLG0	50,000,000.00	50,000,000.00	0.00	50,000,000.00	305.56	0.00	
	11/16/10	11/16/10	RABOBANK USA FIN CORP COMM PAPER -- 0.000% 11/16/2010	74977LLG0	50,000,000.00	50,000,000.00	0.00	50,000,000.00	305.56	0.00	
	11/16/10	11/16/10	CREDIT AGRI NORTH AMERIC COMM PAPER -- 0.000% 11/16/2010	22532CLG7	40,000,000.00	40,000,000.00	0.00	40,000,000.00	277.78	0.00	
	11/17/10	11/17/10	CREDIT AGRICOLE CIB NY CERT DEPOS DTD 11/16/2010 0.230% 11/17/2010	22532YWX0	50,000,000.00	50,000,000.00	319.44	50,000,319.44	0.00	0.00	
	11/17/10	11/17/10	CREDIT AGRICOLE CIB NY CERT DEPOS DTD 11/16/2010 0.230% 11/17/2010	22532YWX0	50,000,000.00	50,000,000.00	319.44	50,000,319.44	0.00	0.00	
	11/17/10	11/17/10	SOCIETE GENERALE NA COMM PAPER -- 0.000% 11/17/2010	83365SLH4	41,000,000.00	41,000,000.00	0.00	41,000,000.00	261.94	0.00	
	11/17/10	11/17/10	CREDIT AGRICOLE NA COMM PAPER DTD 11/16/2010 0.000% 11/17/2010	22532CLH5	50,000,000.00	50,000,000.00	0.00	50,000,000.00	319.44	0.00	



Managed Account Security Transactions & Interest

For the Month Ending **November 30, 2010**

SAN BERNARDINO COUNTY - 76990800

Transaction Type	Trade	Settle	Security Description	CUSIP	Par	Principal Proceeds	Accrued Interest	Total	Realized G/L Cost	Realized G/L Amort Cost	Sale Method
MATURITY											
	11/17/10	11/17/10	CREDIT AGRICOLE NA COMM PAPER DTD 11/16/2010 0.000% 11/17/2010	22532CLH5	50,000,000.00	50,000,000.00	0.00	50,000,000.00	319.44	0.00	
	11/18/10	11/18/10	CREDIT AGRICOLE NA COMM PAPER -- 0.000% 11/18/2010	22532CLJ1	50,000,000.00	50,000,000.00	0.00	50,000,000.00	305.56	0.00	
	11/18/10	11/18/10	CREDIT AGRICOLE NA COMM PAPER -- 0.000% 11/18/2010	22532CLJ1	50,000,000.00	50,000,000.00	0.00	50,000,000.00	305.56	0.00	
	11/18/10	11/18/10	CREDIT AGRICOLE CIB NY CERT DEPOS DTD 11/17/2010 0.220% 11/18/2010	22532YXA9	50,000,000.00	50,000,000.00	305.56	50,000,305.56	0.00	0.00	
	11/18/10	11/18/10	CREDIT AGRICOLE CIB NY CERT DEPOS DTD 11/17/2010 0.220% 11/18/2010	22532YXA9	50,000,000.00	50,000,000.00	305.56	50,000,305.56	0.00	0.00	
	11/18/10	11/18/10	FHLMC DISC NOTE -- 0.000% 11/18/2010	313397P88	50,000,000.00	50,000,000.00	0.00	50,000,000.00	114,722.22	0.00	
	11/19/10	11/19/10	BNP PARIBAS FINANCE INC COMM PAPER -- 0.000% 11/19/2010	0556N1LK7	50,000,000.00	50,000,000.00	0.00	50,000,000.00	5,111.11	0.00	
	11/19/10	11/19/10	CREDIT AGRICOLE NA COMM PAPER -- 0.000% 11/19/2010	22532CLK8	50,000,000.00	50,000,000.00	0.00	50,000,000.00	319.44	0.00	
	11/19/10	11/19/10	CREDIT AGRICOLE NA COMM PAPER -- 0.000% 11/19/2010	22532CLK8	50,000,000.00	50,000,000.00	0.00	50,000,000.00	319.44	0.00	
	11/19/10	11/19/10	CREDIT AGRICOLE CIB NY CERT DEPOS DTD 11/18/2010 0.230% 11/19/2010	22532YXB7	50,000,000.00	50,000,000.00	319.44	50,000,319.44	0.00	0.00	
	11/19/10	11/19/10	CREDIT AGRICOLE CIB NY CERT DEPOS DTD 11/18/2010 0.230% 11/19/2010	22532YXB7	25,000,000.00	25,000,000.00	159.72	25,000,159.72	0.00	0.00	
	11/19/10	11/19/10	BNP PARIBAS FINANCE INC COMM PAPER -- 0.000% 11/19/2010	0556N1LK7	50,000,000.00	50,000,000.00	0.00	50,000,000.00	5,111.11	0.00	
	11/19/10	11/19/10	SOCIETE GENERALE NA COMM PAPER -- 0.000% 11/19/2010	83365SLK7	50,000,000.00	50,000,000.00	0.00	50,000,000.00	305.56	0.00	



Managed Account Security Transactions & Interest

For the Month Ending **November 30, 2010**

SAN BERNARDINO COUNTY - 76990800

Transaction Type	Trade	Settle	Security Description	CUSIP	Par	Principal Proceeds	Accrued Interest	Total	Realized G/L Cost	Realized G/L Amort Cost	Sale Method
MATURITY											
	11/19/10	11/19/10	BNP PARIBAS SF CERT DEPOS DTD 10/22/2010 0.240% 11/19/2010	05566Q5A1	10,000,000.00	10,000,000.00	1,866.67	10,001,866.67	0.00	0.00	
	11/19/10	11/19/10	BNP PARIBAS SF CERT DEPOS DTD 10/25/2010 0.240% 11/19/2010	05566Q5B9	25,000,000.00	25,000,000.00	4,166.67	25,004,166.67	0.00	0.00	
	11/22/10	11/22/10	CREDIT AGRICOLE CIB NY CERT DEPOS DTD 11/19/2010 0.230% 11/22/2010	22532YXD3	50,000,000.00	50,000,000.00	958.33	50,000,958.33	0.00	0.00	
	11/22/10	11/22/10	CREDIT AGRICOLE CIB NY CERT DEPOS DTD 11/19/2010 0.230% 11/22/2010	22532YXD3	25,000,000.00	25,000,000.00	479.17	25,000,479.17	0.00	0.00	
	11/22/10	11/22/10	FFCB BONDS DTD 11/22/2000 6.700% 11/22/2010	31331H4M6	9,315,000.00	9,315,000.00	0.00	9,315,000.00	(933,340.46)	0.00	
	11/22/10	11/22/10	CREDIT AGRICOLE NA COMM PAPER -- 0.000% 11/22/2010	22532CLN2	50,000,000.00	50,000,000.00	0.00	50,000,000.00	958.33	0.00	
	11/22/10	11/22/10	CREDIT AGRICOLE NA COMM PAPER -- 0.000% 11/22/2010	22532CLN2	50,000,000.00	50,000,000.00	0.00	50,000,000.00	958.33	0.00	
	11/22/10	11/22/10	SOCIETE GENERALE N AMER COMM PAPER -- 0.000% 11/22/2010	83365SLN1	50,000,000.00	50,000,000.00	0.00	50,000,000.00	916.67	0.00	
	11/22/10	11/22/10	SOCIETE GENERALE N AMER COMM PAPER -- 0.000% 11/22/2010	83365SLN1	50,000,000.00	50,000,000.00	0.00	50,000,000.00	916.67	0.00	
	11/23/10	11/23/10	CREDIT AGRICOLE NA COMM PAPER -- 0.000% 11/23/2010	22532CLP7	50,000,000.00	50,000,000.00	0.00	50,000,000.00	319.44	0.00	
	11/23/10	11/23/10	SOCIETE GENERALE NA COMM PAPER -- 0.000% 11/23/2010	83365SLP6	5,000,000.00	5,000,000.00	0.00	5,000,000.00	27.78	0.00	
	11/23/10	11/23/10	CREDIT AGRICOLE NA COMM PAPER -- 0.000% 11/23/2010	22532CLP7	50,000,000.00	50,000,000.00	0.00	50,000,000.00	319.44	0.00	
	11/23/10	11/23/10	SOCIETE GENERALE NA COMM PAPER -- 0.000% 11/23/2010	83365SLP6	50,000,000.00	50,000,000.00	0.00	50,000,000.00	277.78	0.00	



Managed Account Security Transactions & Interest

For the Month Ending **November 30, 2010**

SAN BERNARDINO COUNTY - 76990800

Transaction Type	Trade	Settle	Security Description	CUSIP	Par	Principal Proceeds	Accrued Interest	Total	Realized G/L Cost	Realized G/L Amort Cost	Sale Method
MATURITY											
	11/23/10	11/23/10	RABOBANK USA FIN CORP COMM PAPER -- 0.000% 11/23/2010	74977LLP0	50,000,000.00	50,000,000.00	0.00	50,000,000.00	277.78	0.00	
	11/23/10	11/23/10	RABOBANK USA FIN CORP COMM PAPER -- 0.000% 11/23/2010	74977LLP0	50,000,000.00	50,000,000.00	0.00	50,000,000.00	277.78	0.00	
	11/23/10	11/23/10	FHLMC GLOBAL REFERENCE NOTES DTD 10/10/2008 2.875% 11/23/2010	3137EABV0	25,000,000.00	25,000,000.00	0.00	25,000,000.00	103,000.00	0.00	
	11/23/10	11/23/10	CREDIT AGRICOLE CIB NY CERT DEPOS DTD 11/22/2010 0.220% 11/23/2010	22532YXF8	26,000,000.00	26,000,000.00	158.89	26,000,158.89	0.00	0.00	
	11/24/10	11/24/10	CREDIT AGRICOLE NA COMM PAPER -- 0.000% 11/24/2010	22532CLO5	50,000,000.00	50,000,000.00	0.00	50,000,000.00	319.44	0.00	
	11/24/10	11/24/10	RABOBANK USA FIN CORP COMM PAPER -- 0.000% 11/24/2010	74977LLO8	45,000,000.00	45,000,000.00	0.00	45,000,000.00	250.00	0.00	
	11/24/10	11/24/10	CREDIT AGRICOLE NA COMM PAPER -- 0.000% 11/24/2010	22532CLQ5	50,000,000.00	50,000,000.00	0.00	50,000,000.00	319.44	0.00	
	11/24/10	11/24/10	SOCIETE GENERALE NA COMM PAPER -- 0.000% 11/24/2010	83365SLQ4	40,000,000.00	40,000,000.00	0.00	40,000,000.00	233.33	0.00	
	11/24/10	11/24/10	SOCIETE GENERALE NA COMM PAPER -- 0.000% 11/24/2010	83365SLQ4	50,000,000.00	50,000,000.00	0.00	50,000,000.00	291.67	0.00	
	11/24/10	11/24/10	NORDEA BANK FINLAND NY CERT DEPOS DTD 09/23/2010 0.240% 11/24/2010	65557VAZ4	50,000,000.00	50,000,000.00	20,666.67	50,020,666.67	0.00	0.00	
	11/26/10	11/26/10	CREDIT AGRICOLE NA COMM PAPER -- 0.000% 11/26/2010	22532CLS1	50,000,000.00	50,000,000.00	0.00	50,000,000.00	638.89	0.00	
	11/26/10	11/26/10	CREDIT AGRICOLE NA COMM PAPER -- 0.000% 11/26/2010	22532CLS1	50,000,000.00	50,000,000.00	0.00	50,000,000.00	638.89	0.00	
	11/26/10	11/26/10	CREDIT AGRICOLE CIB NY CERT DEPOS DTD 11/24/2010 0.220% 11/26/2010	22532YXG6	50,000,000.00	50,000,000.00	611.11	50,000,611.11	0.00	0.00	



Managed Account Security Transactions & Interest

For the Month Ending **November 30, 2010**

SAN BERNARDINO COUNTY - 76990800

Transaction Type	Trade	Settle	Security Description	CUSIP	Par	Principal Proceeds	Accrued Interest	Total	Realized G/L Cost	Realized G/L Amort Cost	Sale Method
MATURITY											
	11/26/10	11/26/10	CREDIT AGRICOLE CIB NY CERT DEPOS DTD 11/24/2010 0.220% 11/26/2010	22532YXG6	10,000,000.00	10,000,000.00	122.22	10,000,122.22	0.00	0.00	
	11/26/10	11/26/10	SOCIETE GENERALE NA COMM PAPER -- 0.000% 11/26/2010	83365SLS0	50,000,000.00	50,000,000.00	0.00	50,000,000.00	583.33	0.00	
	11/26/10	11/26/10	SOCIETE GENERALE NA COMM PAPER -- 0.000% 11/26/2010	83365SLS0	50,000,000.00	50,000,000.00	0.00	50,000,000.00	583.33	0.00	
	11/29/10	11/29/10	CREDIT AGRI NORTH AMERICA COMM PAPER -- 0.000% 11/29/2010	22532CLV4	50,000,000.00	50,000,000.00	0.00	50,000,000.00	1,041.67	0.00	
	11/29/10	11/29/10	CREDIT AGRI NORTH AMERICA COMM PAPER -- 0.000% 11/29/2010	22532CLV4	50,000,000.00	50,000,000.00	0.00	50,000,000.00	1,041.67	0.00	
	11/29/10	11/29/10	RABOBANK USA FIN CORP COMM PAPER -- 0.000% 11/29/2010	74977LLV7	50,000,000.00	50,000,000.00	0.00	50,000,000.00	1,388.89	0.00	
	11/29/10	11/29/10	RABOBANK USA FIN CORP COMM PAPER -- 0.000% 11/29/2010	74977LLV7	35,000,000.00	35,000,000.00	0.00	35,000,000.00	972.22	0.00	
	11/29/10	11/29/10	SOCIETE GENERALE N AMER COMM PAPER -- 0.000% 11/29/2010	83365SLV3	50,000,000.00	50,000,000.00	0.00	50,000,000.00	833.33	0.00	
	11/29/10	11/29/10	SOCIETE GENERALE N AMER COMM PAPER -- 0.000% 11/29/2010	83365SLV3	50,000,000.00	50,000,000.00	0.00	50,000,000.00	833.33	0.00	
	11/29/10	11/29/10	CREDIT AGRICOLE CIB NY CERT DEPOS DTD 11/26/2010 0.250% 11/29/2010	22532YXJ0	50,000,000.00	50,000,000.00	1,041.67	50,001,041.67	0.00	0.00	
	11/29/10	11/29/10	CREDIT AGRICOLE CIB NY CERT DEPOS DTD 11/26/2010 0.250% 11/29/2010	22532YXJ0	20,000,000.00	20,000,000.00	416.67	20,000,416.67	0.00	0.00	
	11/30/10	11/30/10	SOCIETE GENERALE NA COMM PAPER -- 0.000% 11/30/2010	83365SLW1	50,000,000.00	50,000,000.00	0.00	50,000,000.00	291.67	0.00	



Managed Account Security Transactions & Interest

For the Month Ending **November 30, 2010**

SAN BERNARDINO COUNTY - 76990800

Transaction Type		Security Description	CUSIP	Par	Principal Proceeds	Accrued Interest	Total	Realized G/L Cost	Realized G/L Amort Cost	Sale Method
Trade	Settle									
MATURITY										
11/30/10	11/30/10	SOCIETE GENERALE NA COMM PAPER -- 0.000% 11/30/2010	83365SLW1	50,000,000.00	50,000,000.00	0.00	50,000,000.00	291.67	0.00	
11/30/10	11/30/10	RABOBANK USA FIN CORP COMM PAPER -- 0.000% 11/30/2010	74977LLW5	41,000,000.00	41,000,000.00	0.00	41,000,000.00	227.78	0.00	
11/30/10	11/30/10	CREDIT AGRICOLE NA COMM PAPER -- 0.000% 11/30/2010	22532CLW2	50,000,000.00	50,000,000.00	0.00	50,000,000.00	319.44	0.00	
11/30/10	11/30/10	CREDIT AGRICOLE NA COMM PAPER -- 0.000% 11/30/2010	22532CLW2	50,000,000.00	50,000,000.00	0.00	50,000,000.00	319.44	0.00	
11/30/10	11/30/10	US TREASURY NOTES DTD 11/30/2008 1.250% 11/30/2010	912828JS0	25,000,000.00	25,000,000.00	0.00	25,000,000.00	(159,179.68)	0.00	
Transaction Type Sub-Total				6,647,315,000.00	6,647,315,000.00	141,390.85	6,647,456,390.85	(3,188,787.28)	0.00	
Managed Account Sub-Total					(243,995,641.34)	4,605,875.85	(239,389,765.49)	(3,188,787.28)	0.00	
Total Security Transactions					(\$243,995,641.34)	\$4,605,875.85	(\$239,389,765.49)	(\$3,188,787.28)	\$0.00	

Bolded items are forward settling trades.