



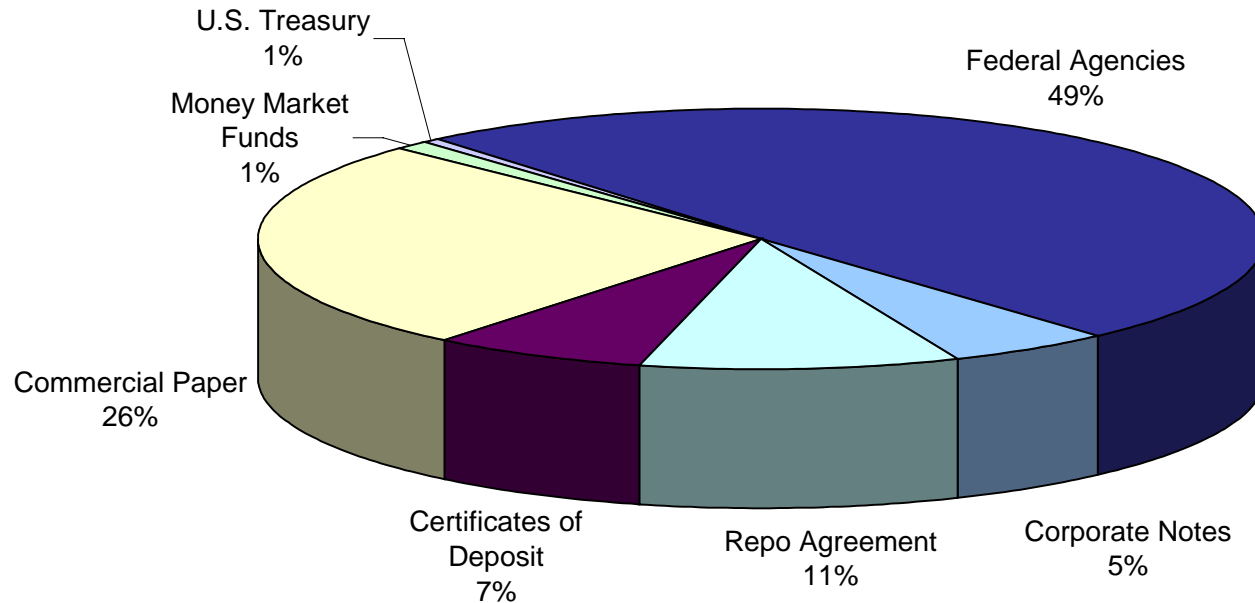
San Bernardino County Pool

Summary (as of 10/31/00)

Security Type	Par Value	Amortized Cost	Market Value	Market % of Portfolio	Yield to Maturity	Weighted Average Maturity	Duration
Certificates of Deposit	132,000,000	132,052,577	132,078,244	6.95%	6.77%	152	0.40
Commercial Paper	503,215,000	500,714,461	500,623,062	26.34%	6.64%	28	0.07
Corporate Note	97,045,000	96,936,520	97,046,495	5.11%	6.79%	261	0.68
Federal Agency Bond/Note	949,380,000	943,482,906	940,960,306	49.50%	6.09%	540	1.32
Repurchase Agreement	200,000,000	200,000,000	200,000,980	10.52%	6.71%	1	0.00
U.S. Treasury Bond/Note	10,000,000	10,150,126	10,062,500	53.00%	5.50%	516	1.33
Total Securities	1,891,640,000	1,883,336,591	1,880,771,586	98.95%	6.38%	302	0.75
Cash/Money Fund	20,000,000	20,000,000	20,000,000	1.05%			
Total Investments	1,911,640,000	1,903,336,591	1,900,771,586	100.00%			
Accrued Interest		16,526,084	16,526,084				
Total Portfolio	1,911,640,000	1,919,862,675	1,917,297,670				



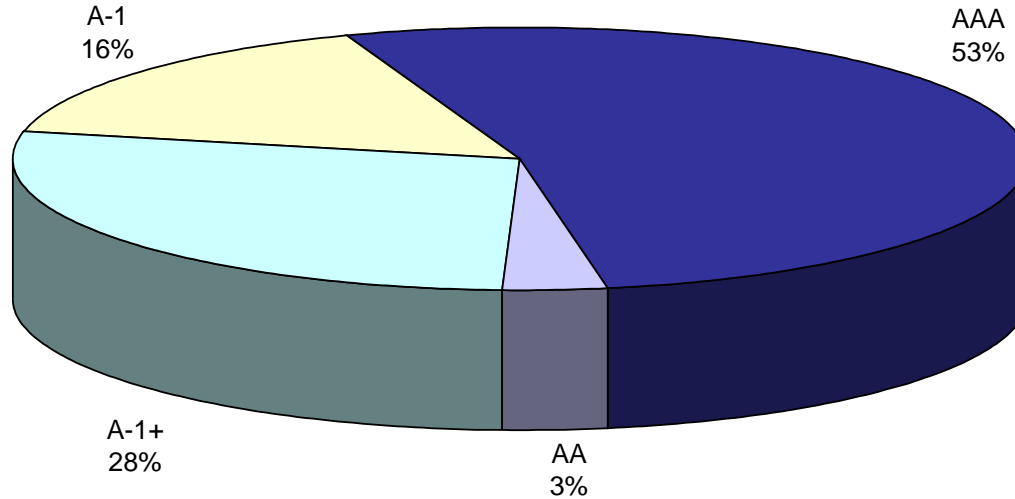
San Bernardino County Pool Sector Distribution (as of 10/31/00)



Sector	Market Value
Federal Agency Bond/Note	\$940,960,306
Corporate Note	\$97,046,495
Bankers' Acceptance	\$0
Repurchase Agreement	\$200,000,980
Certificates of Deposit	\$132,078,244
Commercial Paper	\$500,623,062
Money Market Funds	\$20,000,000
U.S. Treasury Bond/Note	\$10,062,500



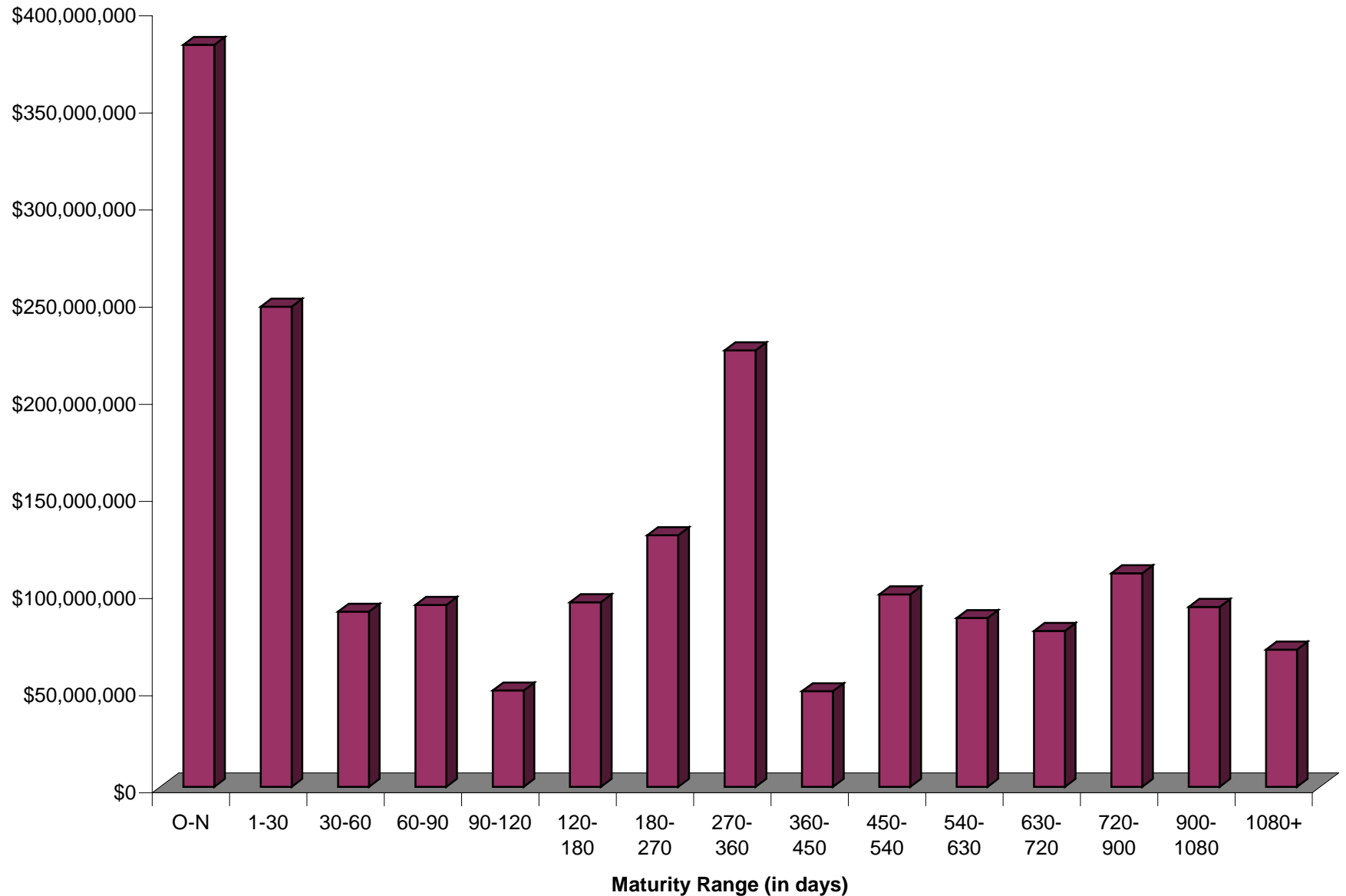
San Bernardino County Pool Credit Quality Distribution (as of 10/31/00)



Credit Rating	Market Value
A-1+ (Short-Term)	\$527,659,631
A-1 (Short-Term)	\$305,042,655
AAA (Long-Term)	\$1,003,618,756
AA (Long-Term)	\$64,450,545



San Bernardino County Pool Maturity Range In Days (as of 10/31/00)





San Bernardino County Pool Portfolio Yield Summary

Month	Yield to Maturity At Cost
October 1999	5.45%
November 1999	5.60%
December 1999	5.69%
January 2000	5.73%
February 2000	5.77%
March 2000	5.90%
April 2000	5.96%
May 2000	6.13%
June 2000	6.24%
July 2000	6.19%
August 2000	6.23%
September 2000	6.37%
October 2000	6.38%

Note: The above yields are expressed on a gross basis and do not include non-earning assets (i.e. compensating balances with banks) or administrative costs for management of the pool.