



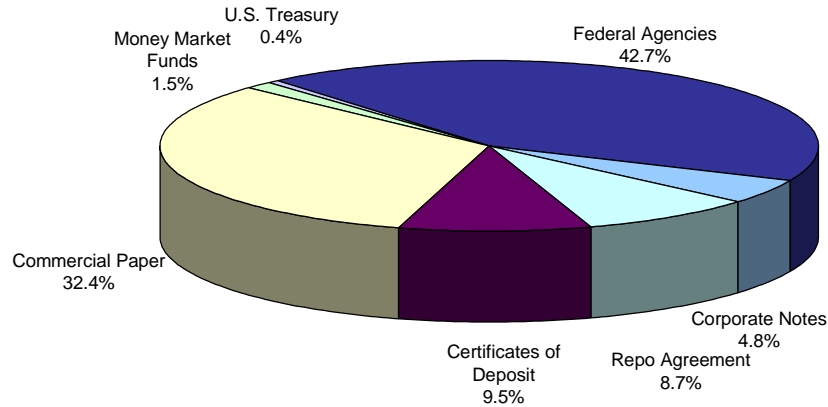
San Bernardino County Pool Summary (as of 12/31/00)

Security Type	Par Value	Amortized Cost	Market Value	Market % of Portfolio	Yield to Maturity	Weighted Average Maturity	Duration
Certificates of Deposit	220,000,000.00	220,048,309.15	220,333,814.05	9.54%	6.51%	167	0.45
Commercial Paper	753,911,000.00	748,627,960.36	748,296,063.47	32.39%	6.57%	39	0.11
Corporate Note	110,545,000.00	110,600,782.95	111,043,437.82	4.81%	6.78%	220	0.58
Federal Agency Bond/Note	985,235,000.00	979,876,815.91	986,276,389.93	42.68%	6.21%	586	1.41
Repurchase Agreement	200,000,000.00	200,000,000.00	200,009,540.00	8.66%	6.83%	2	0.01
U.S. Treasury Bond/Note	10,000,000.00	10,132,819.90	10,143,750.00	0.44%	5.50%	455	1.17
Total Securities	2,279,691,000.00	2,269,286,688.27	2,276,102,995.27	98.51%	6.44%	293	0.72
Cash/Money Fund	34,500,000.00	34,500,000.00	34,500,000.00	1.49%			
Total Investments	2,314,191,000.00	2,303,786,688.27	2,310,602,995.27	100.00%			
Accrued Interest		22,356,419.07	22,356,419.07				
Total Portfolio	2,314,191,000.00	2,326,143,107.34	2,332,959,414.34				



San Bernardino County Pool

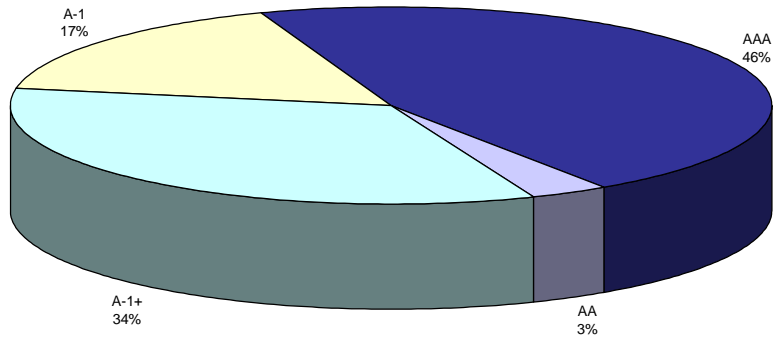
Sector Distribution (as of 12/31/00)



Sector	Market Value
Federal Agency Bond/Note	\$986,276,389.93
Corporate Note	\$111,043,437.82
Bankers' Acceptance	\$0.00
Repurchase Agreement	\$200,009,540.00
Certificates of Deposit	\$220,333,814.05
Commercial Paper	\$748,296,063.47
Money Market Funds	\$34,500,000.00
U.S. Treasury Bond/Note	\$10,143,750.00



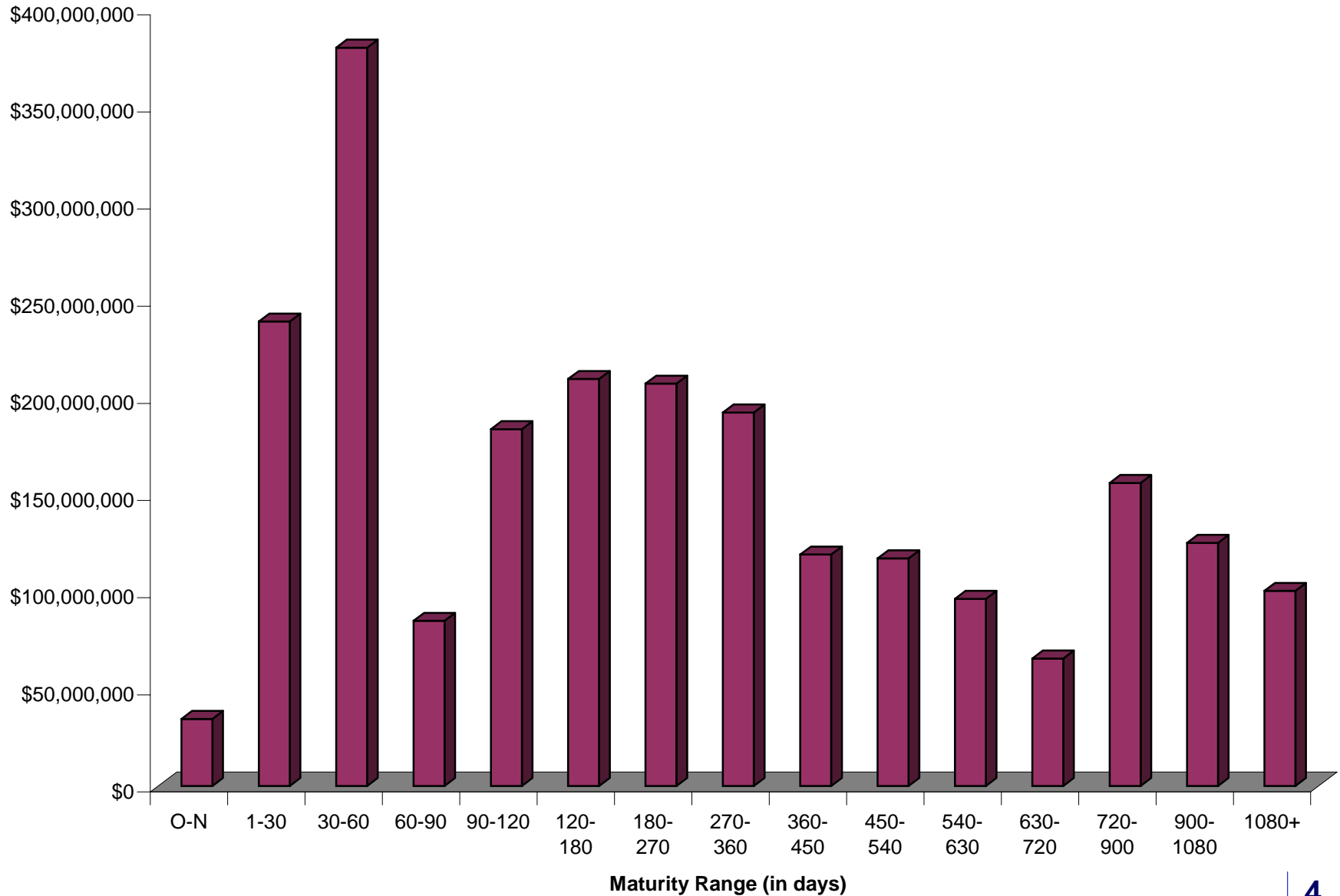
San Bernardino County Pool Credit Quality Distribution (as of 12/31/00)



Credit Rating	Market Value
A-1+ (Short-Term)	781,130,759.21
A-1 (Short-Term)	387,508,658.31
AAA (Long-Term)	1,068,640,027.35
AA (Long-Term)	73,323,550.40



San Bernardino County Pool Maturity Range In Days (as of 12/31/00)





San Bernardino County Pool Portfolio Yield Summary

Month	Yield to Maturity At Cost
December 1999	5.69%
January 2000	5.73%
February 2000	5.77%
March 2000	5.90%
April 2000	5.96%
May 2000	6.13%
June 2000	6.24%
July 2000	6.19%
August 2000	6.23%
September 2000	6.37%
October 2000	6.38%
November 2000	6.38%
December 2000	6.44%

Note: The above yields are expressed on a gross basis and do not include non-earning assets (i.e. compensating balances with banks) or administrative costs for management of the pool.