



San Bernardino LAFCO Fiscal Indicators

Thunderbird County Water District

Report Created:1/22/2018

The Thunderbird County Water District is authorized by LAFCO to provide the following function: water. The district does not receive property tax revenue. The agency does not provide pension or other post-employment benefits (OPEB). The district's two square mile service area is located in the eastern unincorporated Apple Valley community. Additional information on the District can be accessed via the link below.

[Agency Information \(map, contact information, fiscal indicators\) under construction.](#)



Thunderbird County Water District

Report Created:1/22/2018

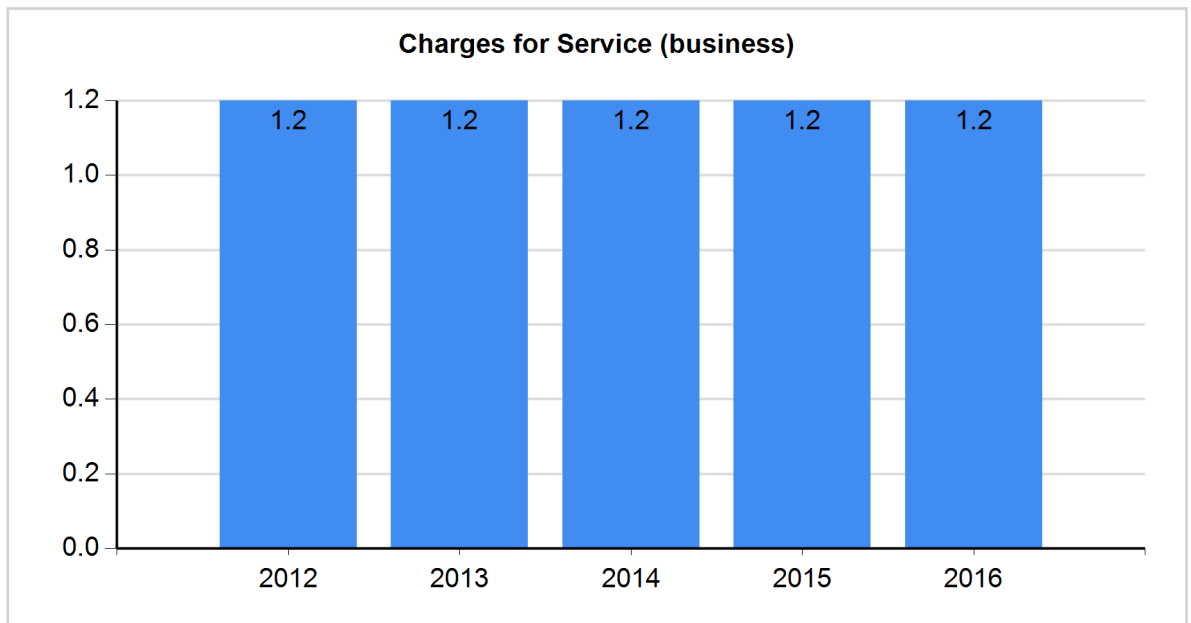
Charges for Service (business)

Description

Addresses the extent to which charges for service covered total expenses. A ratio of one or higher indicates that the service is self-supporting.

Formula:
charges for
service/operating
expenses (minus
depreciation)

Source:
Statement of
Activities; Statement
of Cash Flows



	2012	2013	2014	2015	2016
Charges for Service	\$195,986	\$195,964	\$193,537	\$206,022	\$217,504
Operating Expenses (minus depreciation)	\$159,693	\$163,912	\$161,639	\$166,659	\$177,077
Ratio	1.2	1.2	1.2	1.2	1.2

Agency Response



Thunderbird County Water District

Report Created:1/22/2018

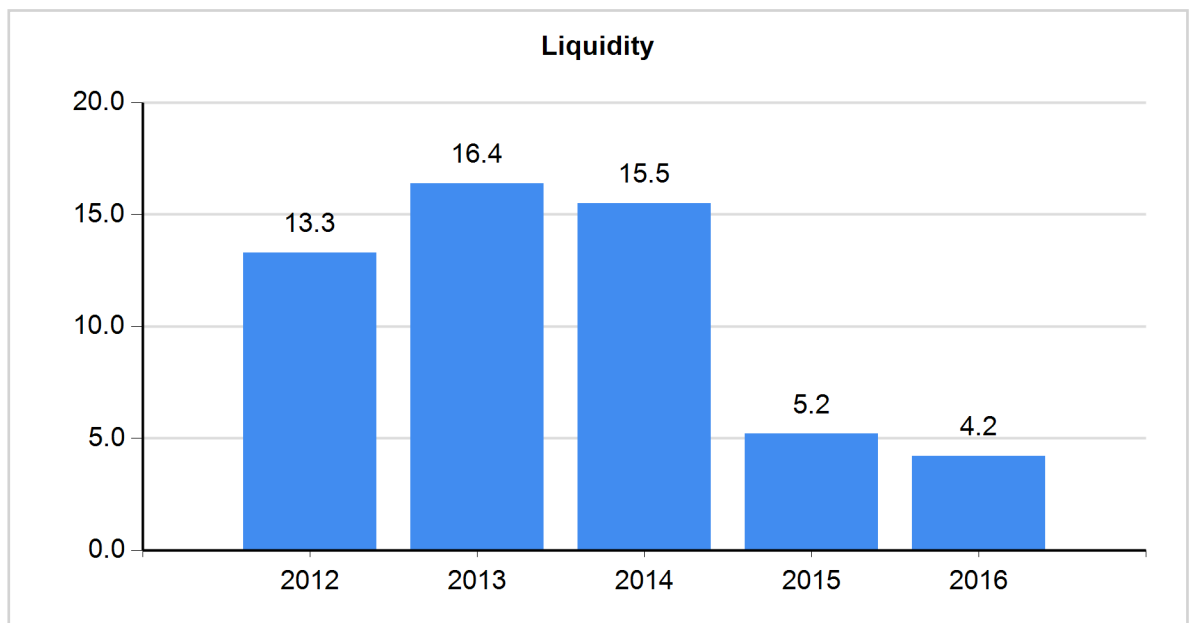
Liquidity

Description

Measures a government's ability to meet its short-term obligations. A high ratio suggests a government is able to meet its short-term obligations.

Formula:
cash & investments
(does not include
fiscal agents,
restricted, or
fiduciary)/current
liabilities

Source:
Statement of Net
Position



	2012	2013	2014	2015	2016
Cash & Investments	\$224,541	\$260,630	\$285,695	\$303,615	\$251,924
Current Liabilities	\$16,945	\$15,908	\$18,437	\$58,945	\$59,320
Liquidity Ratio	13.3	16.4	15.5	5.2	4.2

Agency Response



Thunderbird County Water District

Report Created:1/22/2018

Change in Cash and Cash Equivalents (business)

Description

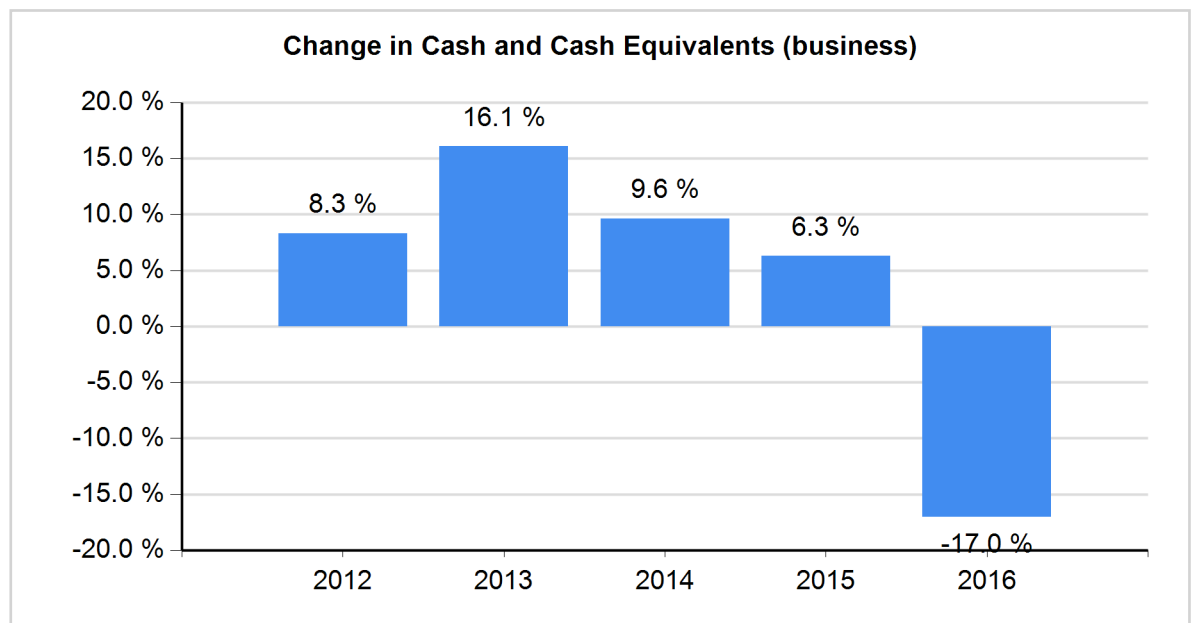
Cash and cash equivalents are the most liquid assets of an agency's assets and can be readily converted into cash. A positive percent change indicates that a government's cash position has improved.

Formula:

change in cash & cash equivalents/begin cash & cash equivalents

Source:

Statement of Cash Flows



2012	2013	2014	2015	2016
\$17,263	\$36,089	\$25,065	\$17,920	(\$51,691)
\$207,278	\$224,541	\$260,630	\$285,695	\$303,615
8.3%	16.1%	9.6%	6.3%	-17.0%

Agency Response