



County Service Area 70 Zone W-4 (Pioneertown)

Report Created:2/5/2020

County Service Area 70 Zone W-4 is governed by the County Board of Supervisors. The zone has no direct employees, it operates with personnel and supplies provided by County Service Area 70. This district provides water service to 120 customers in the Pioneertown area of the South Desert and is funded by user charges. The zone does not receive general levy property tax revenue, therefore assessed value data is not compiled by the County.

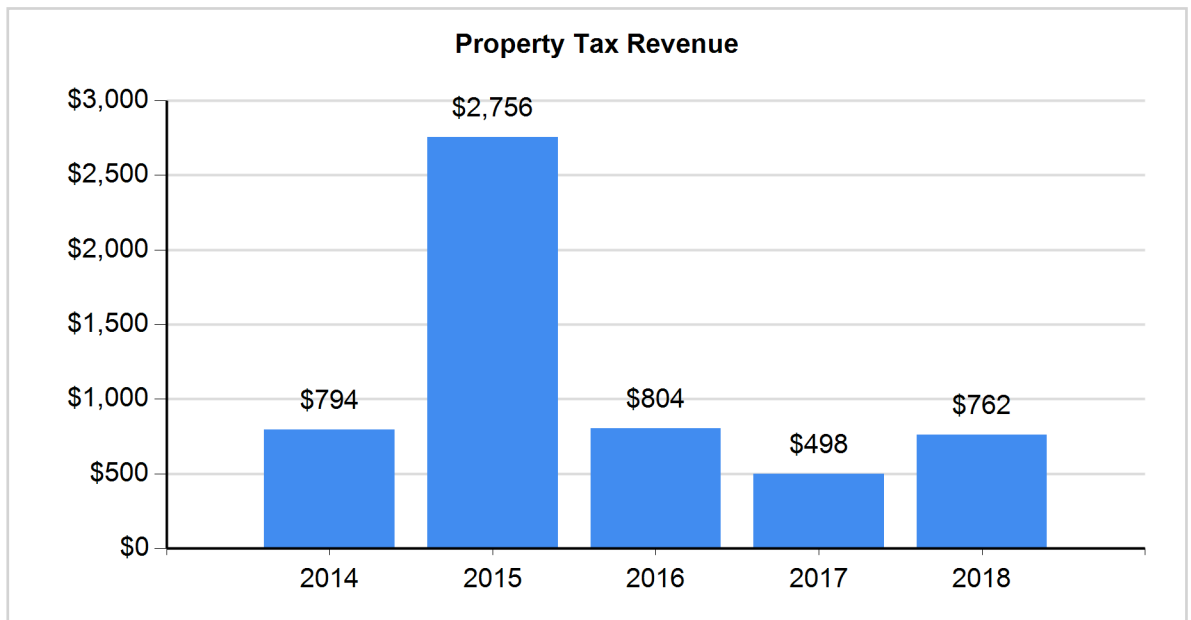
Property Tax Revenue

Description

This indicator will have more importance for those agencies heavily reliant upon property tax revenues. As this revenue source is relatively stable and lags about two years behind changes in market conditions, this indicator can potentially depict the level of stability of an agency's revenue base.

Formula:
property tax revenue

Source:
Statement of Activities; Statement of Revenues, Expenditures and Changes in Fund Balance/Net Position



Agency Response



County Service Area 70 Zone W-4 (Pioneertown)

Report Created:2/5/2020

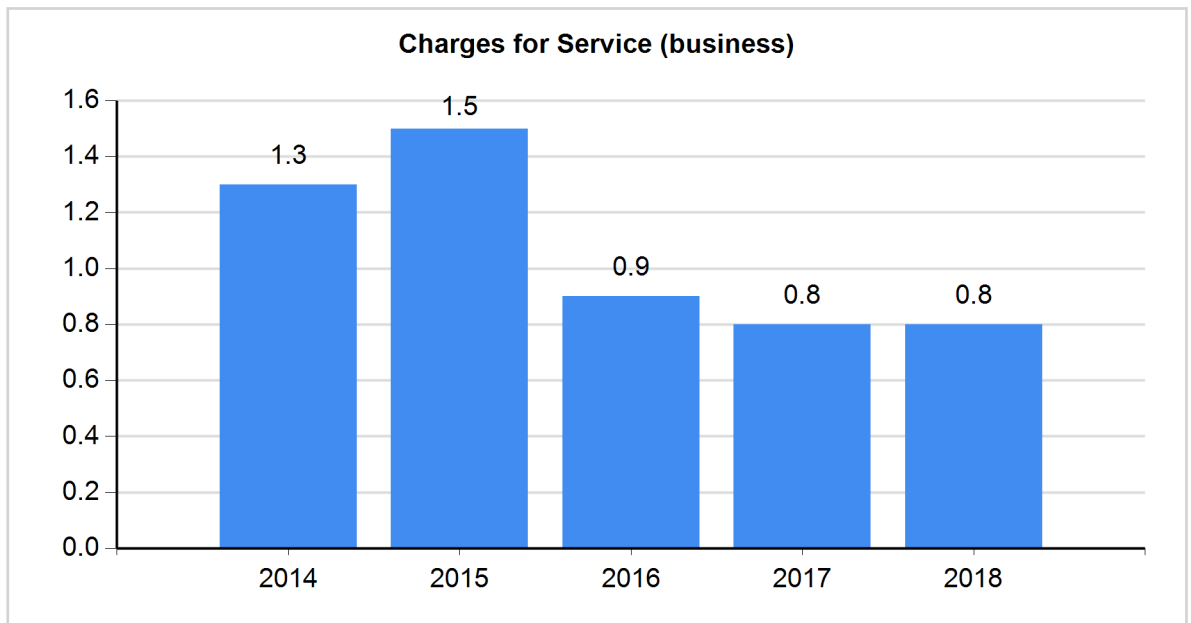
Charges for Service (business)

Description

Addresses the extent to which charges for service covered total expenses. A ratio of one or higher indicates that the service is self-supporting.

Formula:
charges for
service/operating
expenses (minus
depreciation)

Source:
Statement of
Activities; Statement
of Cash Flows



	2014	2015	2016	2017	2018
Charges for Service	\$120,800	\$137,631	\$105,734	\$105,577	\$122,756
Operating Expenses (minus depreciation)	\$95,771	\$90,908	\$112,052	\$125,275	\$156,409
Ratio	1.3	1.5	0.9	0.8	0.8

Agency Response



County Service Area 70 Zone W-4 (Pioneertown)

Report Created:2/5/2020

Liquidity

Description

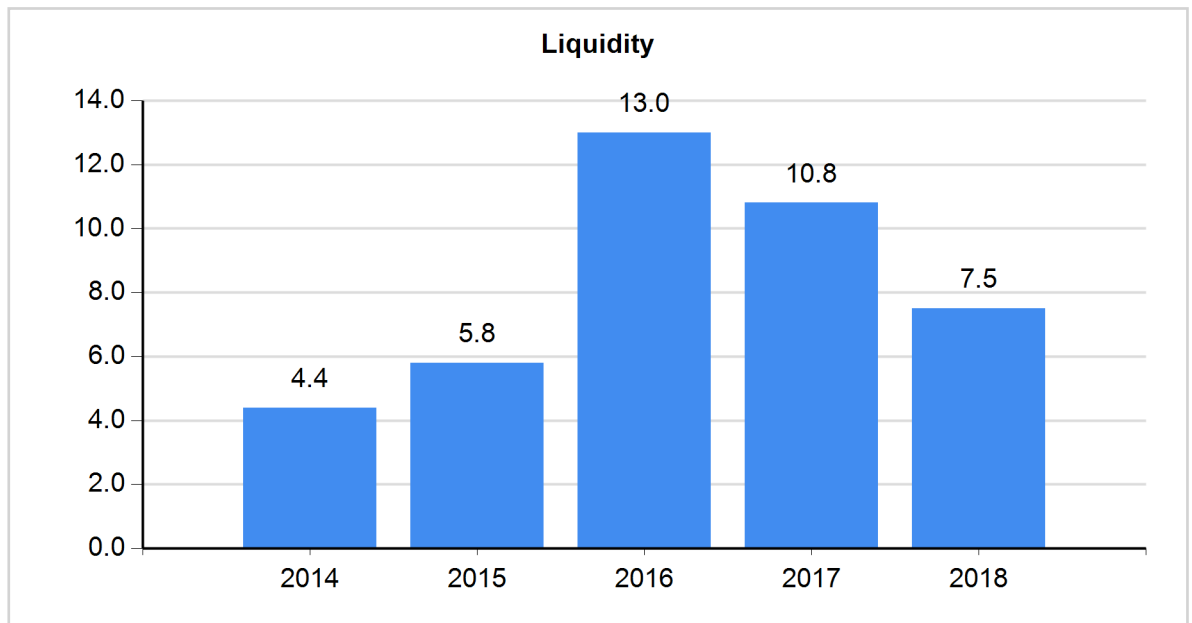
Measures a government's ability to meet its short-term obligations. A high ratio suggests a government is able to meet its short-term obligations.

Formula:

cash & investments
(does not include
fiscal agents,
restricted, or
fiduciary)/current
liabilities

Source:

Statement of Net
Position



2014	2015	2016	2017	2018
\$136,508	\$194,253	\$420,856	\$305,715	\$226,056
\$31,137	\$33,493	\$32,413	\$28,413	\$30,095
4.4	5.8	13.0	10.8	7.5

Agency Response



County Service Area 70 Zone W-4 (Pioneertown)

Report Created:2/5/2020

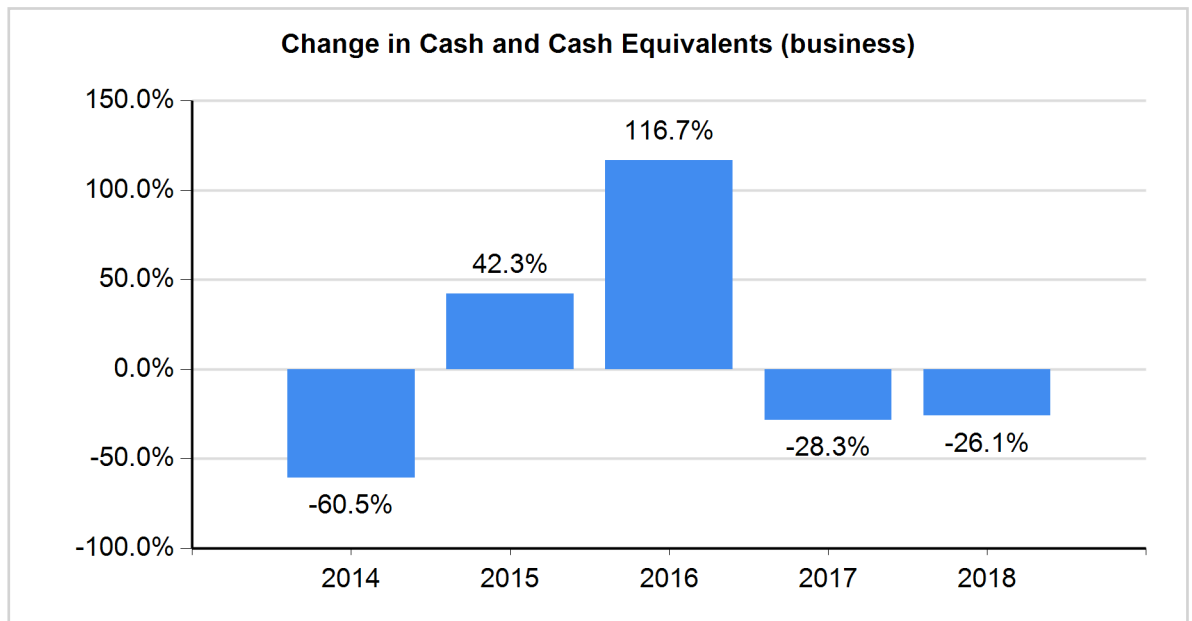
Change in Cash and Cash Equivalents (business)

Description

Cash and cash equivalents are the most liquid assets of an agency's assets and can be readily converted into cash. A positive percent change indicates that a government's cash position has improved.

Formula:
change in cash & cash equivalents/begin cash & cash equivalents

Source:
Statement of Cash Flows



2014	2015	2016	2017	2018
(\$208,986)	\$57,745	\$226,603	(\$120,876)	(\$79,659)
\$345,494	\$136,508	\$194,253	\$426,591	\$305,715
-60.5%	42.3%	116.7%	-28.3%	-26.1%

Agency Response