



County Service Area 70 Zone TV-4 (Wonder Valley)

Report Created:1/22/2018

County Service Area 70 Zone TV-4 is governed by the County Board of Supervisors. The zone has no direct employees, it operates with personnel and supplies provided by County Service Area 70. The zone provides eight channels of UHF television translator service broadcast from Pinto Mountain, for the benefit of the Wonder Valley community, and is funded by a special tax of \$5 per parcel on 4,839 parcels and provides basic community television program services to approximately 2,000 households. The zone also funds a part-time TV production assistant for community television and a basic community television program service. The zone does not receive general levy property tax revenue, therefore assessed value data is not compiled by the County. The audits identify the receipt of property taxes even though the zone receives a special tax.

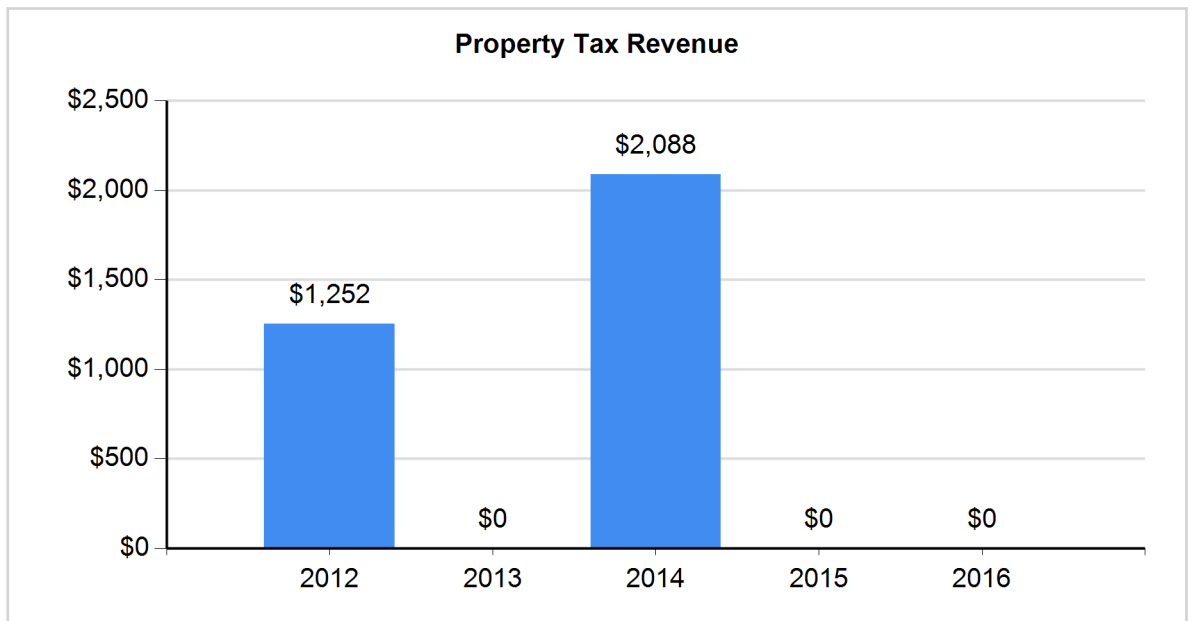
Property Tax Revenue

Description

This indicator will have more importance for those agencies heavily reliant upon property tax revenues. As this revenue source is relatively stable and lags about two years behind changes in market conditions, this indicator can potentially depict the level of stability of an agency's revenue base.

Formula:
property tax revenue

Source:
Statement of Activities; Statement of Revenues, Expenditures and Changes in Fund Balance/Net Position



Agency Response



County Service Area 70 Zone TV-4 (Wonder Valley)

Report Created:1/22/2018

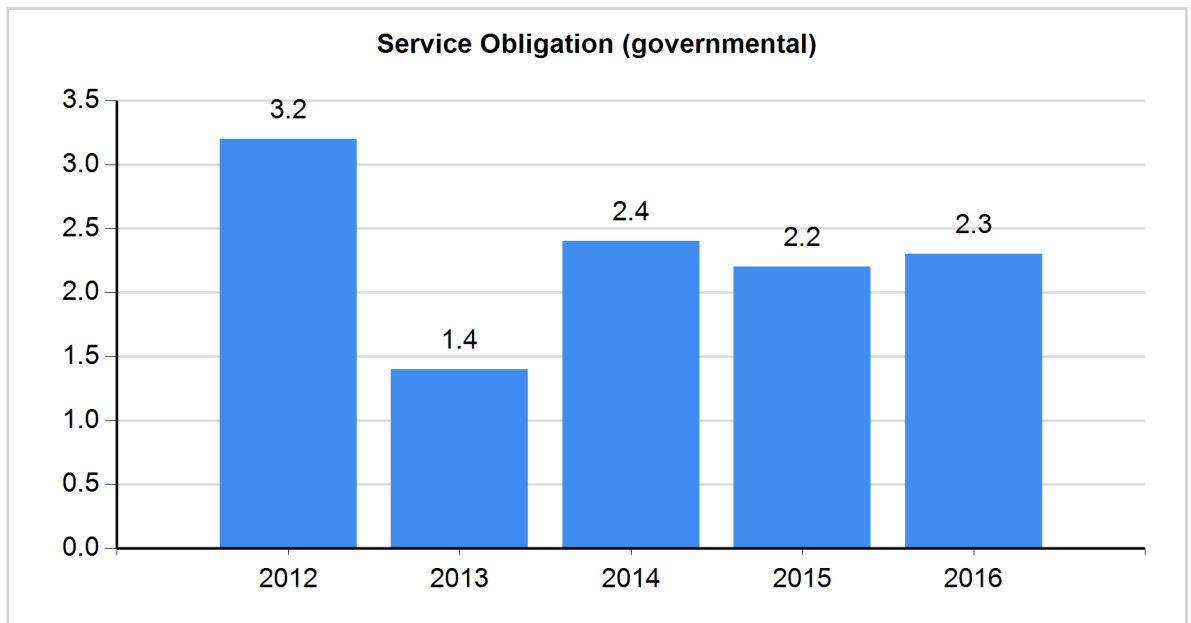
Service Obligation (governmental)

Description

Measures whether or not a government's annual revenues were sufficient to pay for annual operations. A ratio of one or higher indicates that a government lived within its annual revenues.

Formula:
operating
revenue/operating
expenditures

Source:
Statement of
Revenues,
Expenditures and
Changes in Fund
Balance



	2012	2013	2014	2015	2016
Operating Revenue	\$24,063	\$44,747	\$28,131	\$27,325	\$27,729
Operating Expenditures	\$7,528	\$32,639	\$11,764	\$12,601	\$12,265
Ratio	3.2	1.4	2.4	2.2	2.3

Agency Response



County Service Area 70 Zone TV-4 (Wonder Valley)

Report Created:1/22/2018

Liquidity

Description

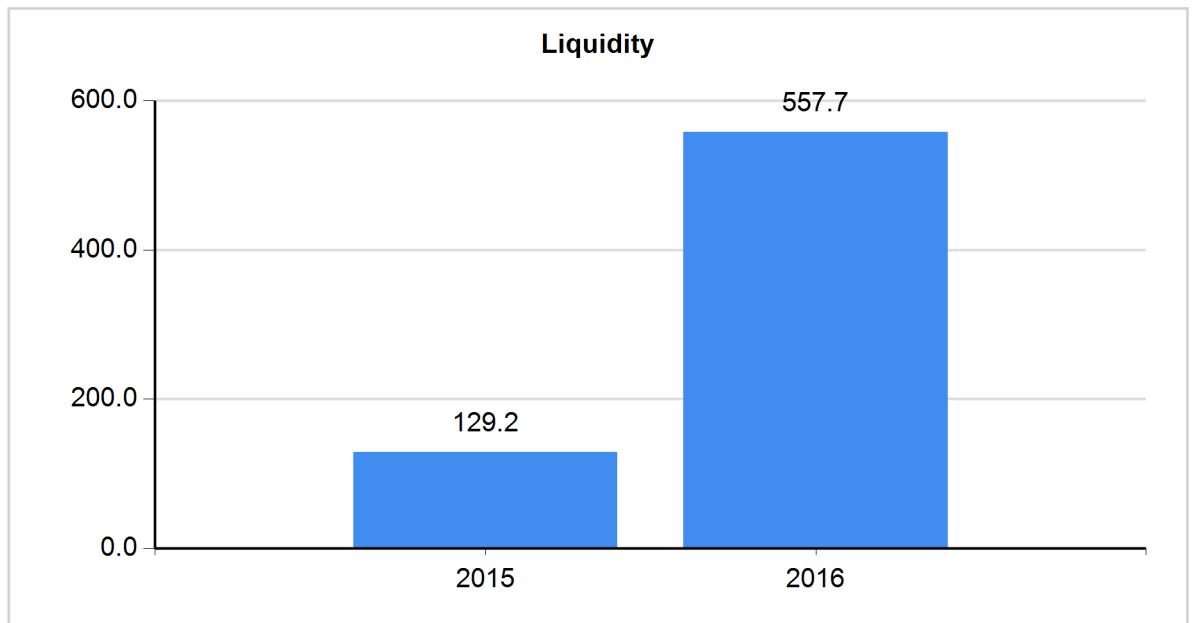
Measures a government's ability to meet its short-term obligations. A high ratio suggests a government is able to meet its short-term obligations.

Formula:

cash & investments
(does not include
fiscal agents,
restricted, or
fiduciary)/current
liabilities

Source:

Statement of Net
Position



2012	2013	2014	2015	2016
\$259,554	\$172,007	\$136,590	\$306,261	\$314,527
-	-	-	\$2,371	\$564
-	-	-	129.2	557.7

Agency Response