



## County Service Area 70 Zone R-3 (Erwin Lake)

Report Created:2/5/2020

County Service Area 70 Zone R-3 is governed by the County Board of Supervisors. The zone has no direct employees, it operates with personnel and supplies provided by County Service Area 70. This zone receives property tax revenue and a \$12 service charge currently billed on 1,104 parcels of land to fund road maintenance and snow removal services for nine miles of paved road in the Erwin Lake area of Bear Valley.

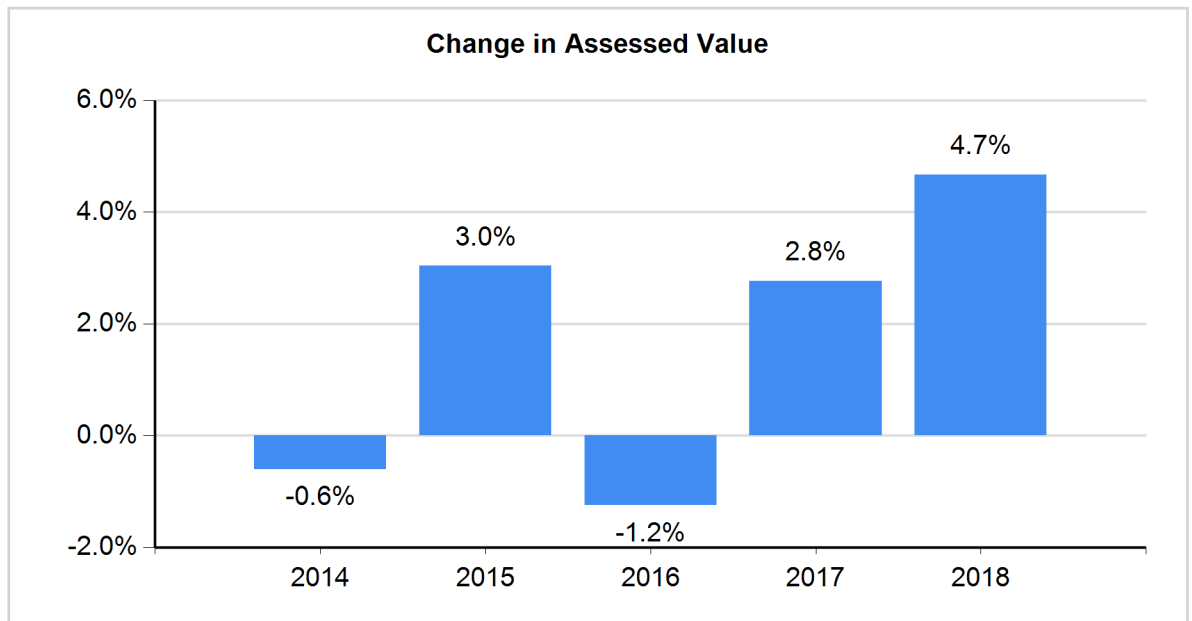
### Change in Assessed Value

#### Description

There is a correlation between assessed property value and the receipt of the general property tax levy.

**Formula:**  
change in tax roll value/beginning tax roll value

**Source:**  
County Auditor - Agency Net Valuations



2014	2015	2016	2017	2018
(\$529,404)	\$2,768,541	(\$1,125,053)	\$2,563,038	\$4,535,952
\$88,396,932	\$91,165,473	\$90,040,420	\$92,603,458	\$97,139,410
-0.6%	3.0%	-1.2%	2.8%	4.7%

#### Agency Response



## County Service Area 70 Zone R-3 (Erwin Lake)

Report Created:2/5/2020

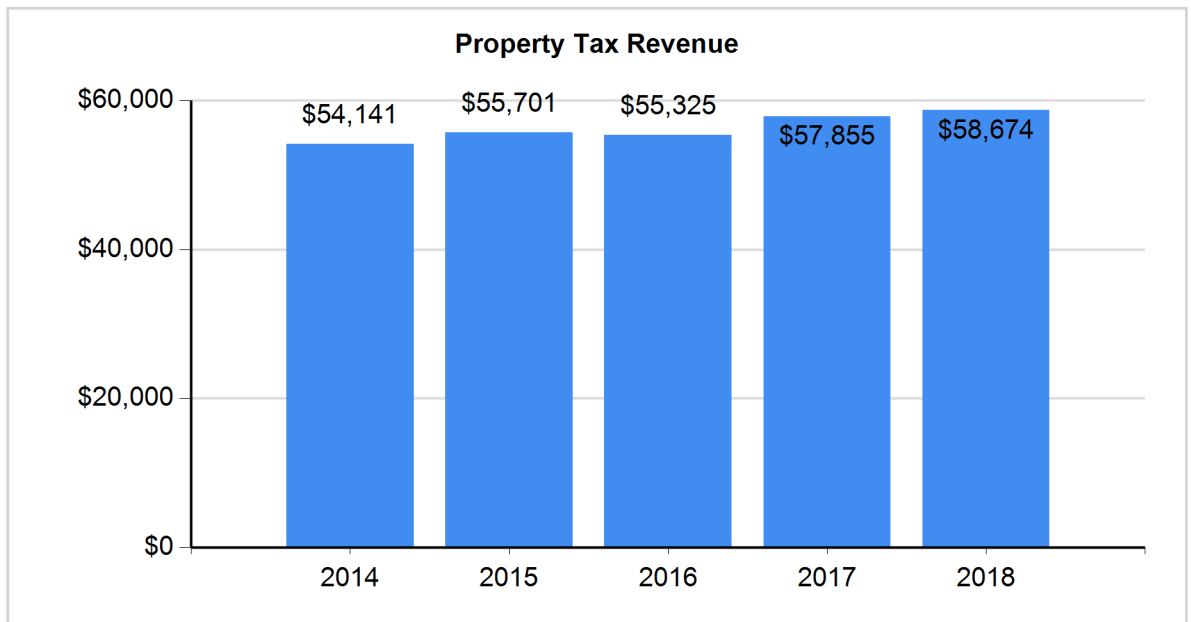
### Property Tax Revenue

#### Description

This indicator will have more importance for those agencies heavily reliant upon property tax revenues. As this revenue source is relatively stable and lags about two years behind changes in market conditions, this indicator can potentially depict the level of stability of an agency's revenue base.

**Formula:**  
property tax revenue

**Source:**  
Statement of  
Activities; Statement  
of Revenues,  
Expenditures and  
Changes in Fund  
Balance/Net Position



#### Agency Response



## County Service Area 70 Zone R-3 (Erwin Lake)

Report Created:2/5/2020

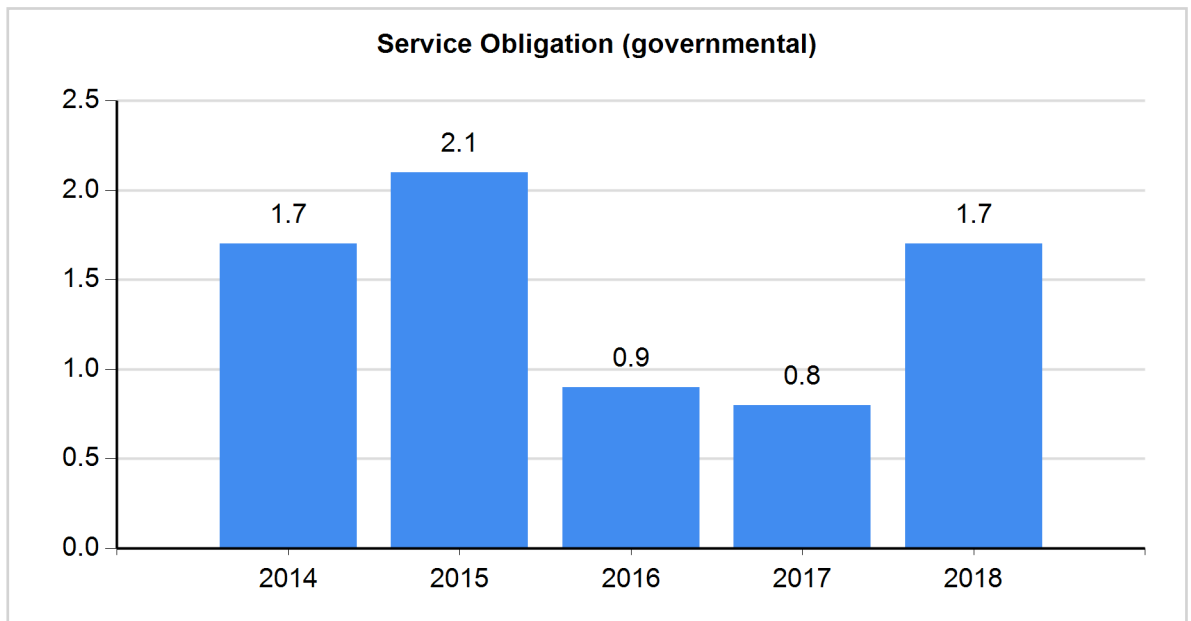
### Service Obligation (governmental)

#### Description

Measures whether or not a government's annual revenues were sufficient to pay for annual operations. A ratio of one or higher indicates that a government lived within its annual revenues.

**Formula:**  
operating  
revenue/operating  
expenditures

**Source:**  
Statement of  
Revenues,  
Expenditures and  
Changes in Fund  
Balance



2014	2015	2016	2017	2018
\$69,811	\$78,979	\$78,082	\$73,138	\$73,592
\$42,000	\$37,039	\$91,011	\$96,477	\$43,408
1.7	2.1	0.9	0.8	1.7

#### Agency Response

The level of services provided to Road Districts is dictated by the available revenue. Capital improvement and maintenance projects are funded over multiple fiscal years. In years where capital and maintenance expenditures are incurred, fund balance is used to fund the projects.



## County Service Area 70 Zone R-3 (Erwin Lake)

Report Created:2/5/2020

### Liquidity

#### Description

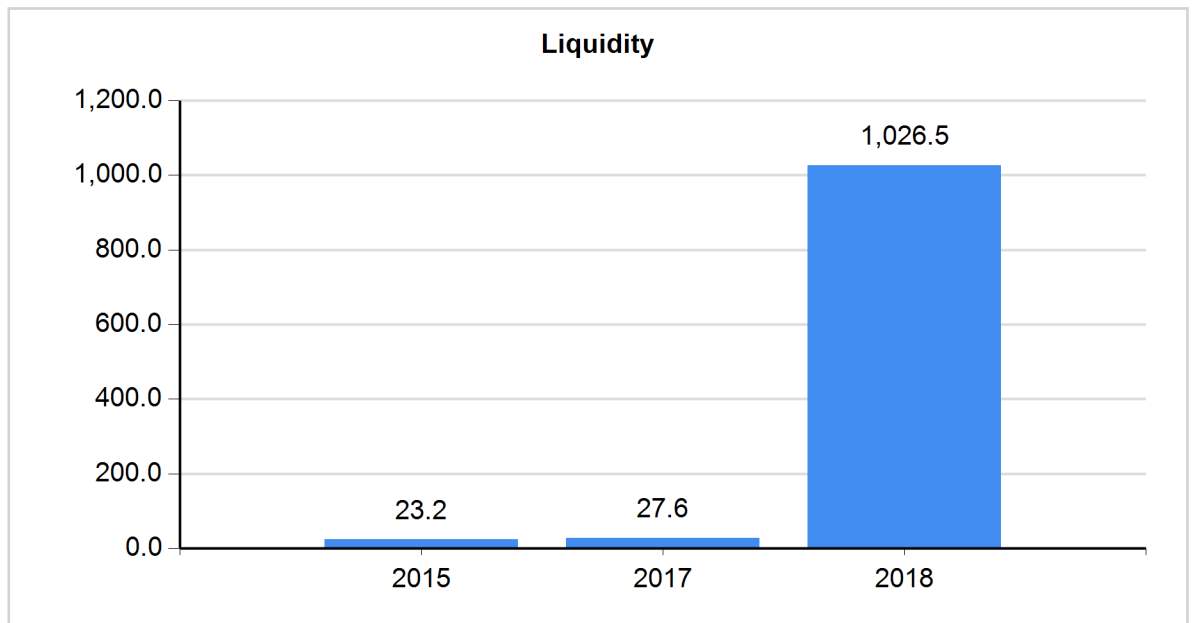
Measures a government's ability to meet its short-term obligations. A high ratio suggests a government is able to meet its short-term obligations.

#### Formula:

cash & investments  
(does not include  
fiscal agents,  
restricted, or  
fiduciary)/current  
liabilities

#### Source:

Statement of Net  
Position



2014	2015	2016	2017	2018
\$51,962	\$98,456	\$81,492	\$60,209	\$88,281
\$0	\$4,239	\$0	\$2,182	\$86
-	23.2	-	27.6	1,026.5

### Agency Response