



## County Service Area 70 Zone R-29 (Yucca Mesa)

Report Created:1/22/2018

County Service Area 70 Zone R-29 is governed by the County Board of Supervisors. The zone has no direct employees, it operates with personnel and supplies provided by County Service Area 70. The zone maintains seven miles of unpaved road in the Yucca Mesa area of the Yucca Valley community and receives a \$30 per parcel, per year service charge on 213 parcels to fund road maintenance and road grading services. The zone does not receive general levy property tax revenue, therefore assessed value data is not compiled by the County. The audits identify the receipt of property taxes even though the zone receives a service charge.

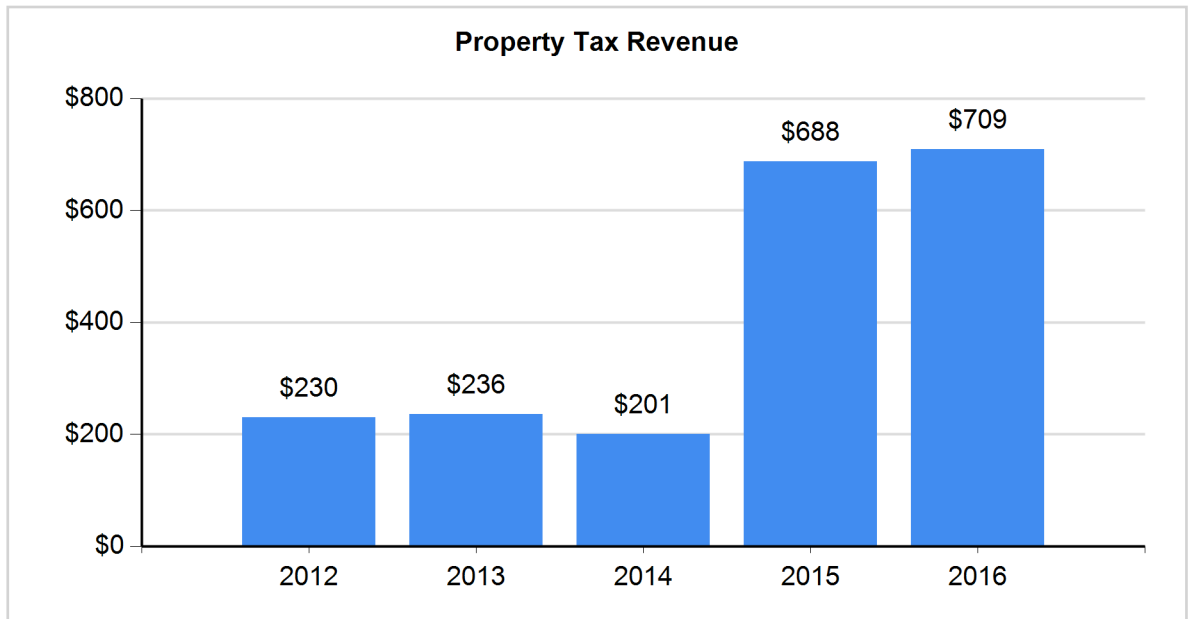
### Property Tax Revenue

#### Description

This indicator will have more importance for those agencies heavily reliant upon property tax revenues. As this revenue source is relatively stable and lags about two years behind changes in market conditions, this indicator can potentially depict the level of stability of an agency's revenue base.

**Formula:**  
property tax revenue

**Source:**  
Statement of  
Activities; Statement  
of Revenues,  
Expenditures and  
Changes in Fund  
Balance/Net Position



#### Agency Response



## County Service Area 70 Zone R-29 (Yucca Mesa)

Report Created:1/22/2018

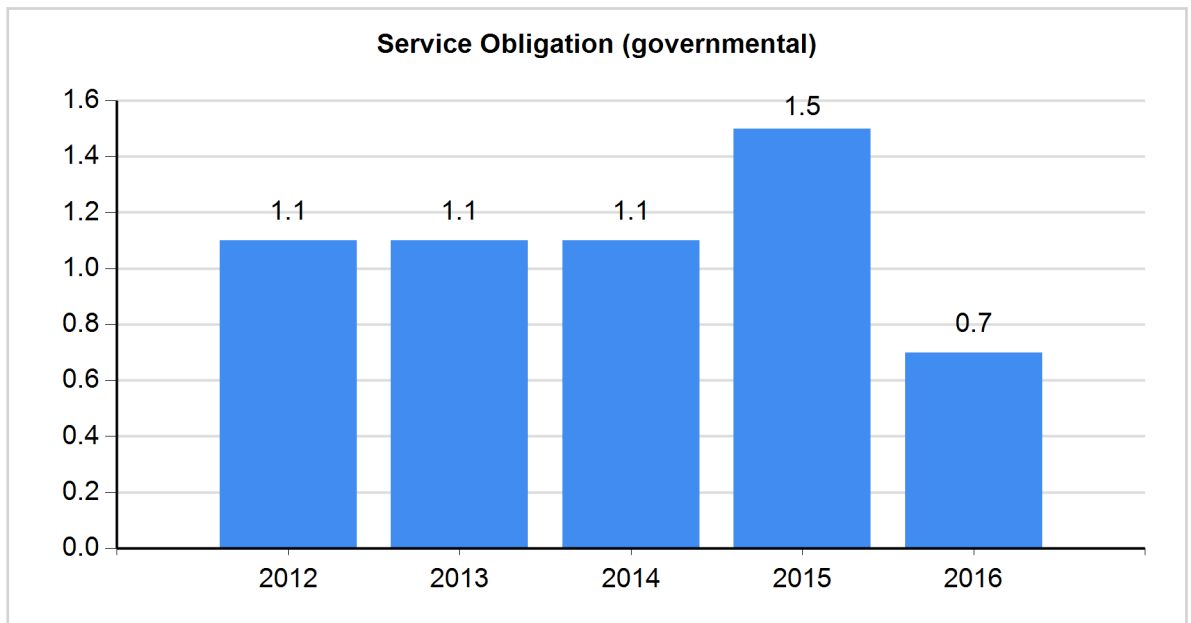
### Service Obligation (governmental)

#### Description

Measures whether or not a government's annual revenues were sufficient to pay for annual operations. A ratio of one or higher indicates that a government lived within its annual revenues.

**Formula:**  
operating  
revenue/operating  
expenditures

**Source:**  
Statement of  
Revenues,  
Expenditures and  
Changes in Fund  
Balance



	2012	2013	2014	2015	2016
Operating Revenue	\$6,377	\$6,280	\$6,298	\$7,750	\$7,854
Operating Expenditures	\$5,600	\$5,728	\$5,765	\$5,329	\$10,739
Ratio	1.1	1.1	1.1	1.5	0.7

#### Agency Response



## County Service Area 70 Zone R-29 (Yucca Mesa)

Report Created:1/22/2018

### Liquidity

#### Description

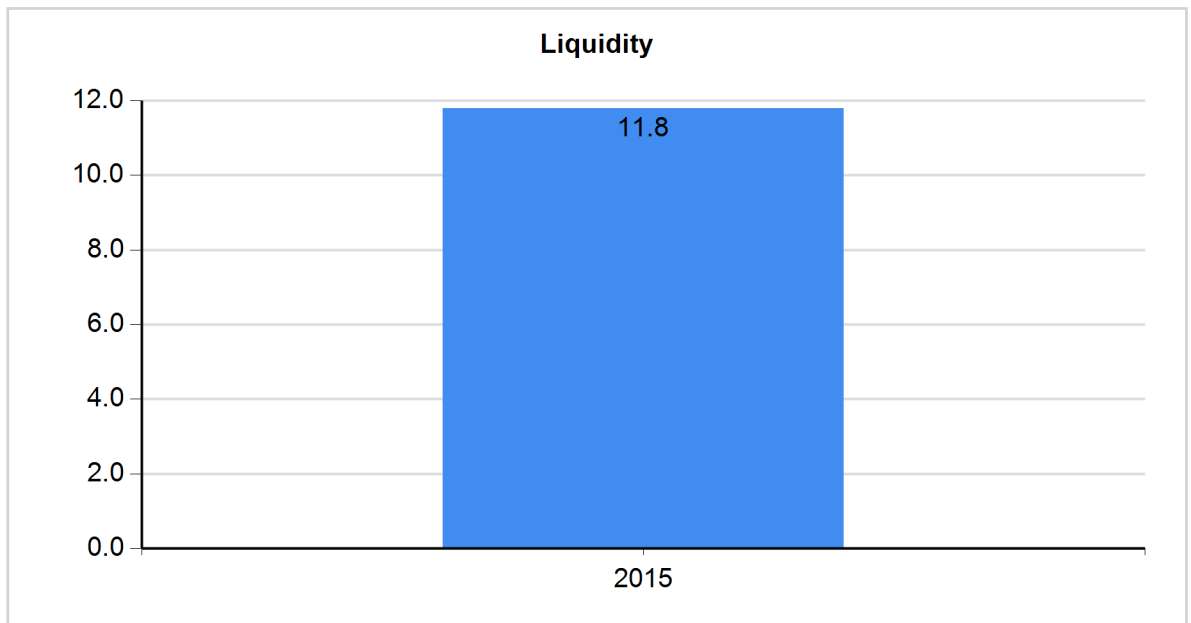
Measures a government's ability to meet its short-term obligations. A high ratio suggests a government is able to meet its short-term obligations.

#### Formula:

cash & investments  
(does not include  
fiscal agents,  
restricted, or  
fiduciary)/current  
liabilities

#### Source:

Statement of Net  
Position



2012	2013	2014	2015	2016
\$4,779	\$5,825	\$5,909	\$9,403	\$5,336
-	-	-	\$800	-
-	-	-	11.8	-

### Agency Response