



Big Bear Airport District

Report Created:2/5/2020

The Big Bear Airport District is authorized by LAFCO to provide the following function: airport. The district's service area generally encompasses the Bear Valley community. The agency retirement plan is administered by CalPERS. Additional information on the District can be accessed via the link below.

[Agency Information \(map, contact information, fiscal indicators\)](#)

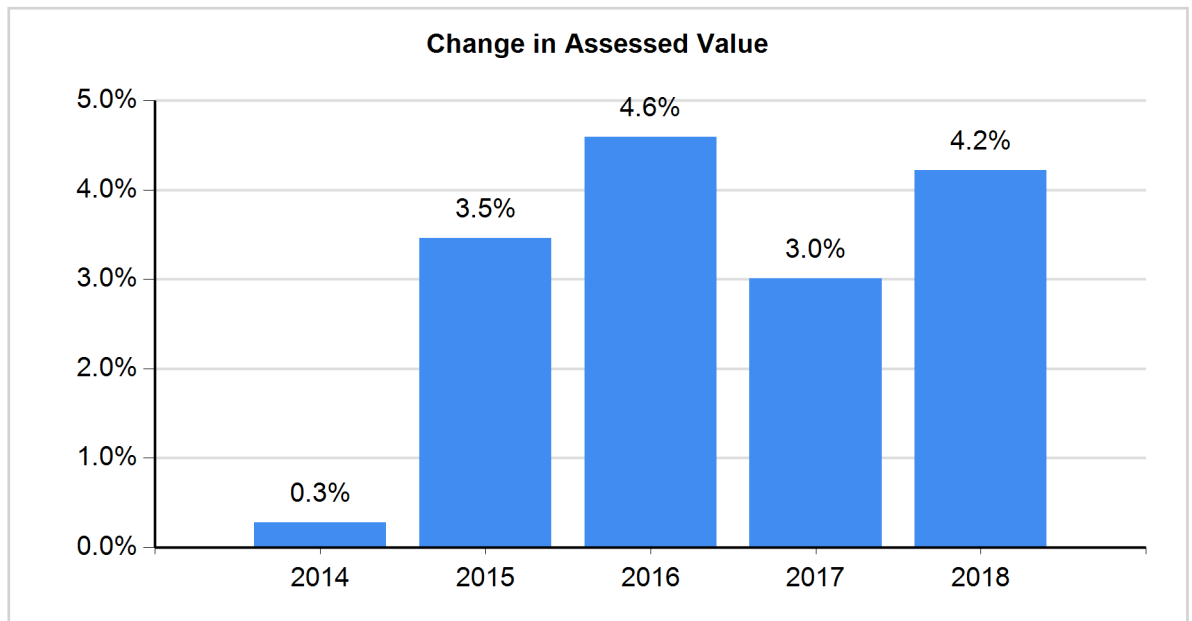
Change in Assessed Value

Description

There is a correlation between assessed property value and the receipt of the general property tax levy.

Formula:
change in tax roll value/beginning tax roll value

Source:
County Auditor - Agency Net Valuations



2014	2015	2016	2017	2018
\$12,886,954	\$165,871,602	\$230,752,983	\$155,921,467	\$228,278,373
\$4,626,595,480	\$4,792,467,082	\$5,023,220,065	\$5,179,141,532	\$5,407,419,905
0.3%	3.5%	4.6%	3.0%	4.2%

Agency Response



Big Bear Airport District

Report Created:2/5/2020

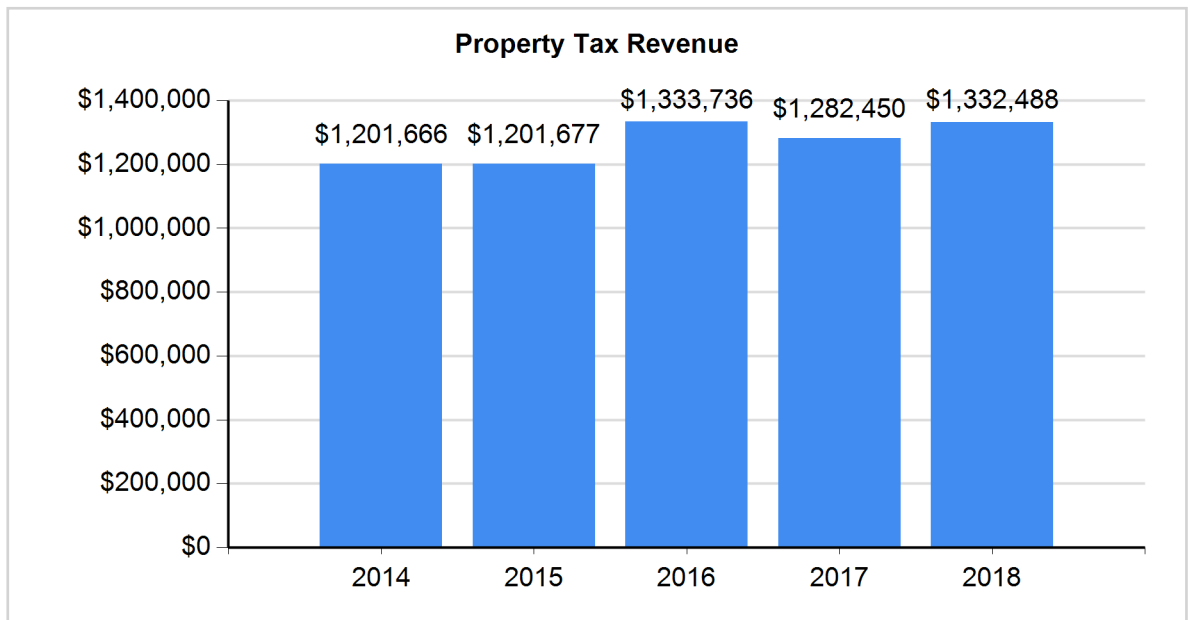
Property Tax Revenue

Description

This indicator will have more importance for those agencies heavily reliant upon property tax revenues. As this revenue source is relatively stable and lags about two years behind changes in market conditions, this indicator can potentially depict the level of stability of an agency's revenue base.

Formula:
property tax revenue

Source:
Statement of
Activities; Statement
of Revenues,
Expenditures and
Changes in Fund
Balance/Net Position



Agency Response



Big Bear Airport District

Report Created:2/5/2020

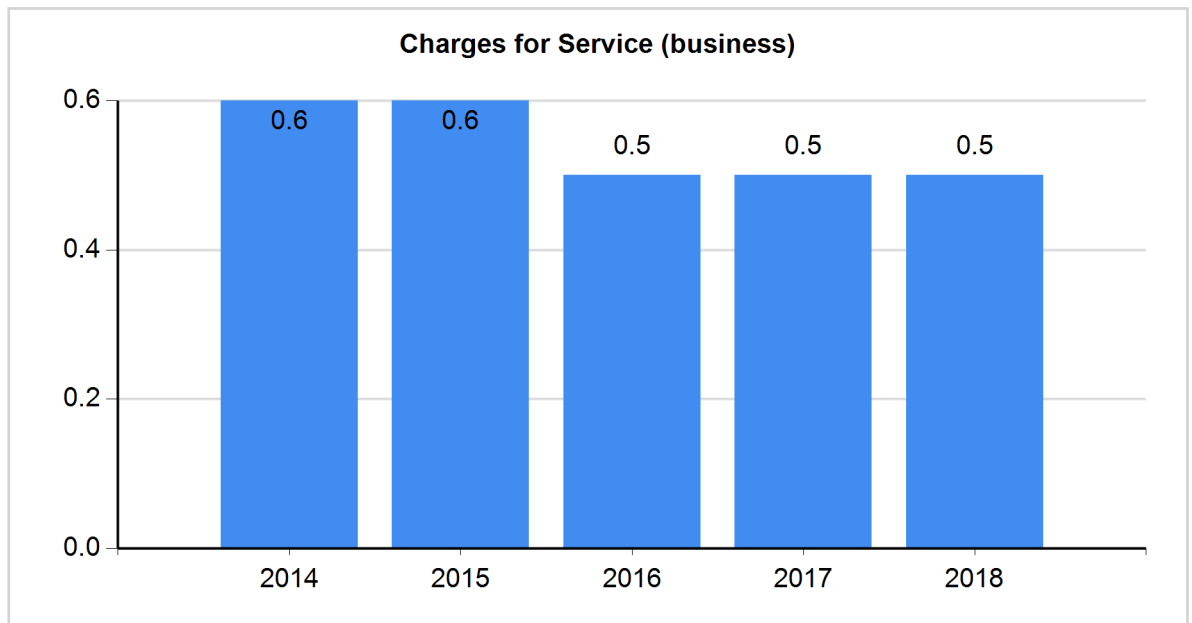
Charges for Service (business)

Description

Addresses the extent to which charges for service covered total expenses. A ratio of one or higher indicates that the service is self-supporting.

Formula:
charges for
service/operating
expenses (minus
depreciation)

Source:
Statement of
Activities; Statement
of Cash Flows



2014	2015	2016	2017	2018
\$633,370	\$668,563	\$673,726	\$690,703	\$714,510
\$1,053,768	\$1,172,566	\$1,330,148	\$1,523,160	\$1,565,725
0.6	0.6	0.5	0.5	0.5

Agency Response



Big Bear Airport District

Report Created:2/5/2020

Liquidity

Description

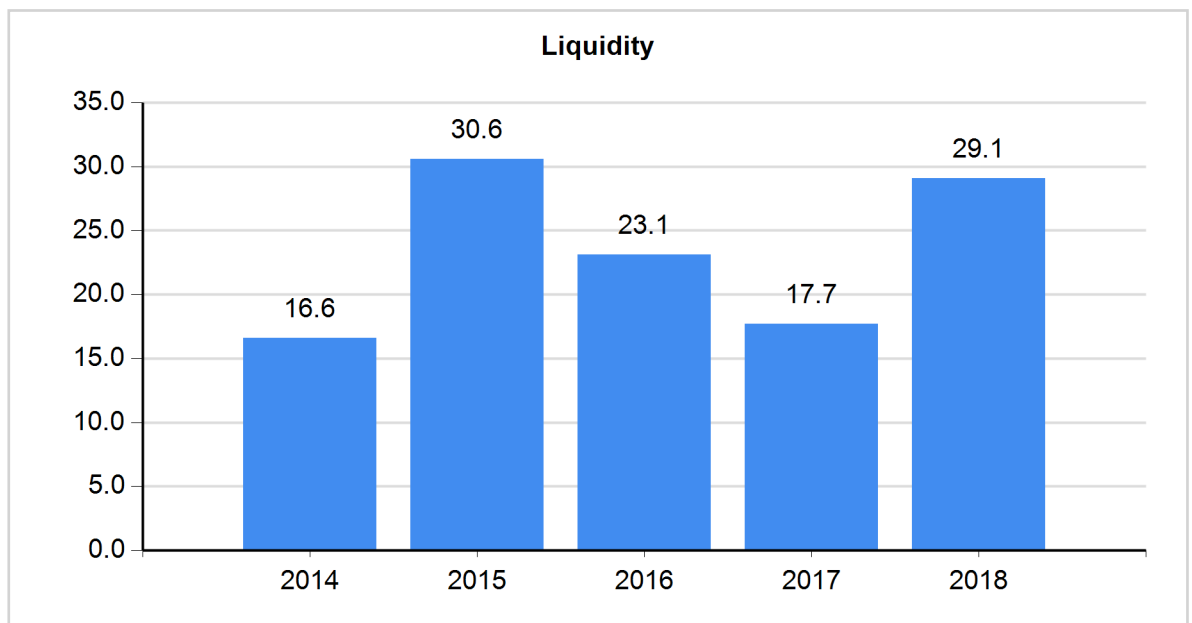
Measures a government's ability to meet its short-term obligations. A high ratio suggests a government is able to meet its short-term obligations.

Formula:

cash & investments
(does not include
fiscal agents,
restricted, or
fiduciary)/current
liabilities

Source:

Statement of Net
Position



2014	2015	2016	2017	2018
\$4,062,188	\$6,234,167	\$6,939,306	\$5,963,169	\$5,507,244
\$244,616	\$203,522	\$299,924	\$336,940	\$188,963
16.6	30.6	23.1	17.7	29.1

Agency Response



Big Bear Airport District

Report Created:2/5/2020

Change in Cash and Cash Equivalents (business)

Description

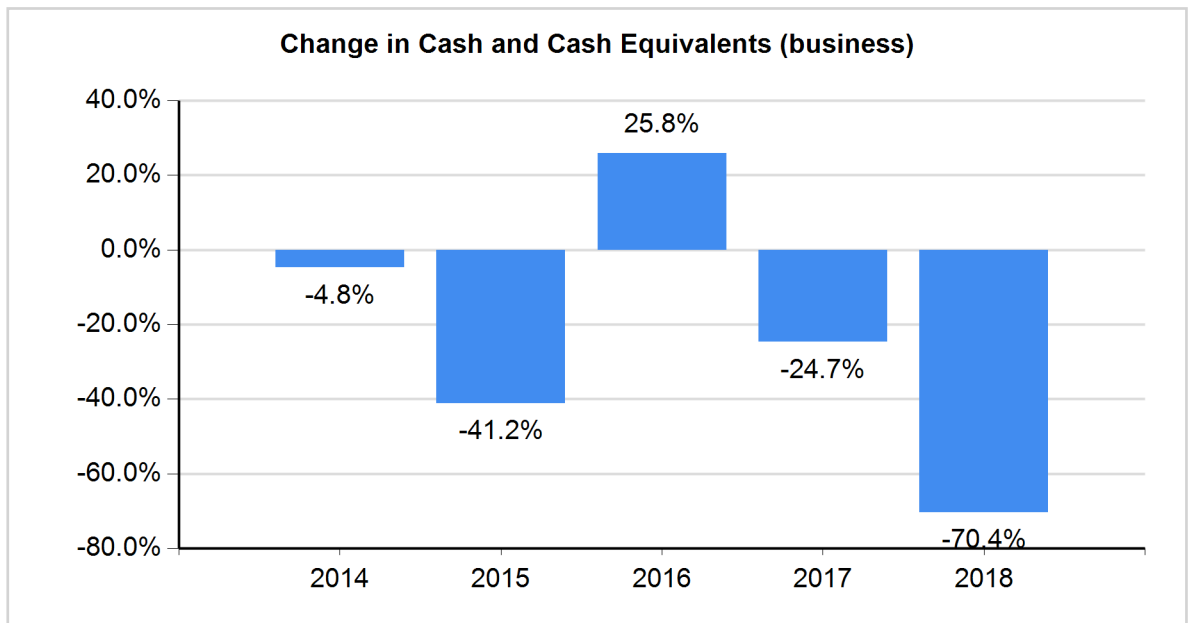
Cash and cash equivalents are the most liquid assets of an agency's assets and can be readily converted into cash. A positive percent change indicates that a government's cash position has improved.

Formula:

change in cash & cash equivalents/begin cash & cash equivalents

Source:

Statement of Cash Flows



2014	2015	2016	2017	2018
(\$204,490)	(\$1,671,902)	\$617,277	(\$230,669)	(\$494,570)
\$4,266,678	\$4,062,188	\$2,390,286	\$933,627	\$702,958
-4.8%	-41.2%	25.8%	-24.7%	-70.4%

Agency Response



Big Bear Airport District

Report Created:2/5/2020

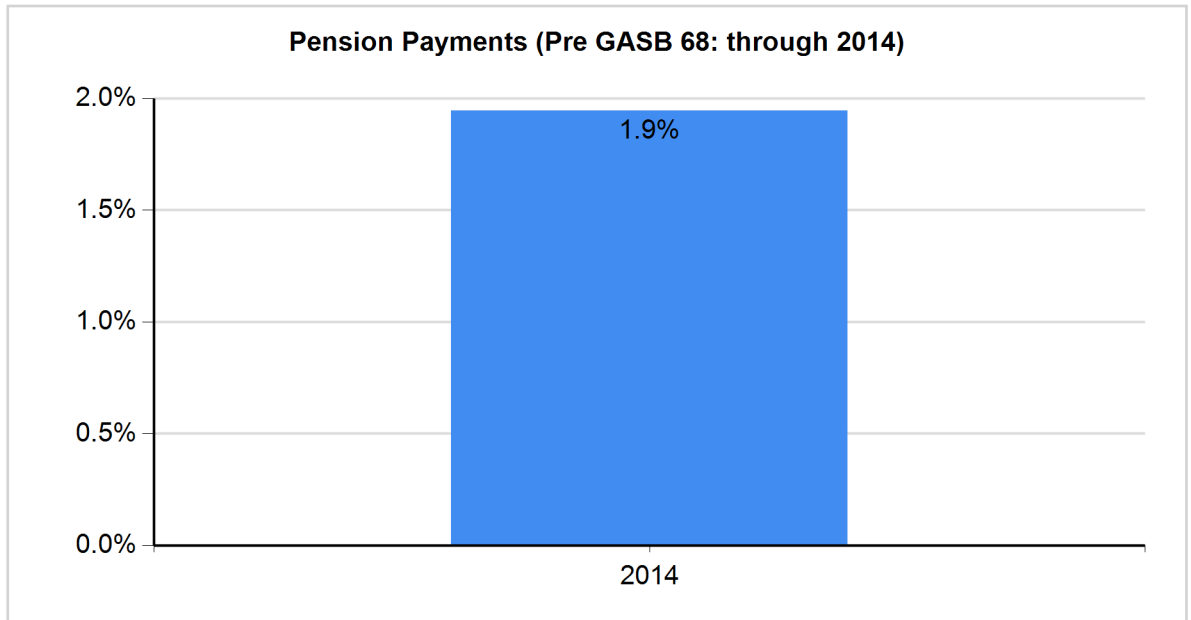
Pension Payments (Pre GASB 68: through 2014)

Description

This indicator depicts the relationship between the pension payments as a percentage of an agency's total revenues. Due to updates to pension reporting requirements, this Pension Payments indicator shows data through 2014. GASB 68 revised and established new financial reporting for pensions effective for 2015. For pension payments for 2015 and beyond, please refer to the next fiscal indicator.

Formula:
annual pension
cost/total revenue

Source:
Notes; Statement of
Revenues,
Expenditures and
Changes in Fund
Balance



	2014	2015	2016	2017	2018
	\$36,441	-	-	-	-
	\$1,872,057	-	-	-	-
	1.9%	-	-	-	-

Agency Response

LAFCO Comment: Pension payment for 2012 includes a one-time payoff of the CALPERS side fund obligation of \$88,588.



Big Bear Airport District

Report Created:2/5/2020

Pension Payments (Post GASB 68: 2015 and beyond)

Description

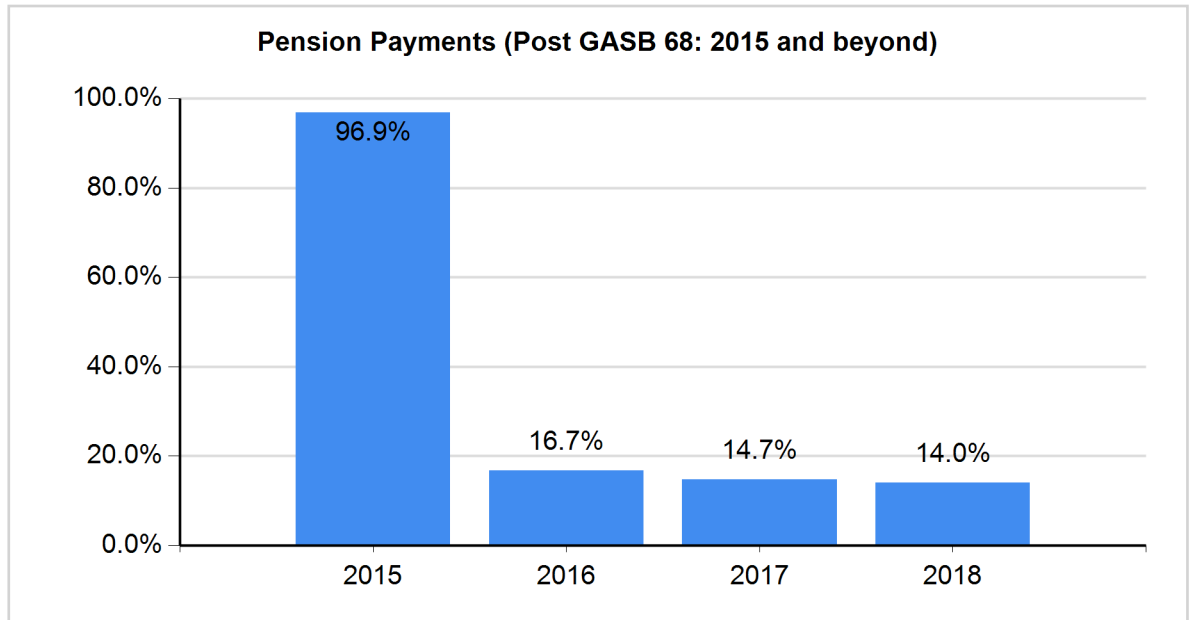
This indicator depicts the relationship between pension contributions as a percentage of covered-employee payroll. Due to updates to pension reporting requirements, this Pension Payments indicator shows data for 2015 and beyond. GASB 68 revised and established new financial reporting for pensions effective for 2015. For pension payments through 2014, please refer to the previous fiscal indicator.

Formula:

contributions in relation to the actuarially determined contribution/covered payroll

Source:

Schedule of Plan Contributions



	2014	2015	2016	2017	2018
-		\$293,547	\$54,116	\$55,115	\$68,232
-		\$302,904	\$323,140	\$374,574	\$487,305
-		96.9%	16.7%	14.7%	14.0%

Agency Response