

# COUNTY INDUSTRIAL DEVELOPMENT AUTHORITY (COIDA)

## Thomas R. Laurin

### DESCRIPTION OF MAJOR SERVICES

In March 1981 the Board of Supervisors created the San Bernardino County Industrial Development Authority (CoIDA) to issue tax-exempt industrial bonds for the furtherance of economic development and the creation of new jobs within the County. The annual CoIDA budget provides funding for the cost of professional services related to the issuance of bonds, promotion of the financing program and other program related costs. CoIDA is a function within the Department of Economic and Community Development.

There is no staffing associated with this budget unit.

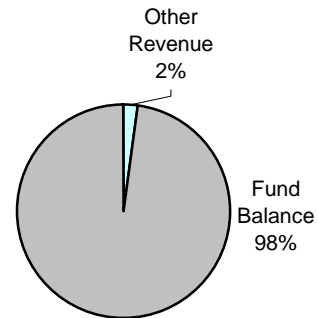
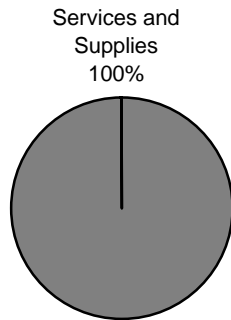
### BUDGET AND WORKLOAD HISTORY

	Actual 2003-04	Budget 2004-05	Estimate 2004-05	Proposed 2005-06
Appropriation	377	46,037	300	46,337
Departmental Revenue	870	1,200	800	1,000
Fund Balance		44,837		45,337

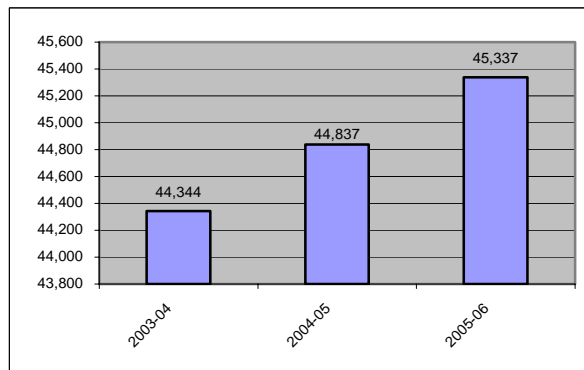
In accordance with Section 29009 of the State Government Code, the entire unreserved fund balance must be appropriated each year. Accordingly, the actual expenditures in this fund are typically less than budgeted. The amount not expended is carried over to the subsequent year's budget.

Estimated revenue is less than budgeted because no bonds were issued due to low market interest rates.

### 2005-06 BREAKDOWN BY EXPENDITURE AUTHORITY      2005-06 BREAKDOWN BY FINANCING SOURCE



**2005-06 FUND BALANCE CHART**



GROUP: Econ Dev/Public Svc  
 DEPARTMENT: Economic and Community Dev  
 FUND: Industrial Development Authority

BUDGET UNIT: SPG 510  
 FUNCTION: Public Assistance  
 ACTIVITY: Other Assistance

## ANALYSIS OF 2005-06 BUDGET

	A	B	C	D	B+C+D E	F Department Recommended Funded Adjustments (Schedule A)	E+F G 2005-06 Proposed Budget
	2004-05 Year-End Estimates	2004-05 Final Budget	Cost to Maintain Current Program Services	Board Approved Adjustments	Board Approved Base Budget		
<b>Appropriation</b>							
Services and Supplies	300	46,037	-	-	46,037	300	46,337
Total Appropriation	300	46,037	-	-	46,037	300	46,337
<b>Departmental Revenue</b>							
Use Of Money & Prop	800	1,200	-	-	1,200	(200)	1,000
Total Revenue	800	1,200	-	-	1,200	(200)	1,000
Fund Balance		44,837	-	-	44,837	500	45,337

DEPARTMENT: Economic and Community Dev  
 FUND: Industrial Development Authority  
 BUDGET UNIT: SPG 510

## SCHEDULE A

## DEPARTMENT RECOMMENDED FUNDED ADJUSTMENTS

Brief Description of Program Adjustment	Budgeted Staffing	Appropriation	Departmental Revenue	Fund Balance
1. Services and Supplies Increase due to fund balance increase.	-	300	-	300
2. Revenue from Use of Money & Property Decrease in revenue due to the trend of previous years interest income.	-	-	(200)	200
<b>Total</b>	<b>-</b>	<b>300</b>	<b>(200)</b>	<b>500</b>

