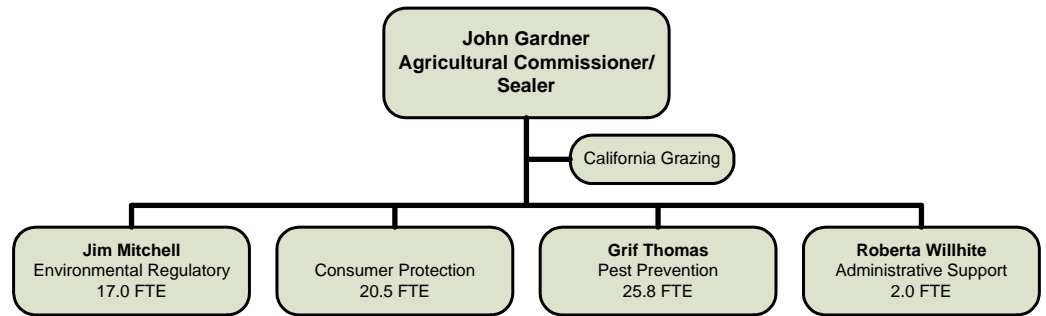


AGRICULTURE/WEIGHTS & MEASURES

ORGANIZATIONAL CHART



John Gardner
Agricultural
Commissioner/Sealer


Mission Statement

The Department of Agriculture/Weights and Measures protects the environment, agricultural industry, businesses and consumers of this state and county through regulation and satisfies its customers by providing services that promote the health, safety, well being, and quality of life of its residents according to the County Charter, general laws, and the will of the customers it serves.

GOALS

PROTECT PUBLIC HEALTH AND ENVIRONMENT BY PREVENTING FOREIGN PEST INFESTATIONS & MISUSE OF PESTICIDES

PROTECT COUNTY RESIDENTS FROM BEING OVERCHARGED BY PURCHASE OF MEASURED COMMODITIES & PRICES CHARGED USING BARCODE SCANNING EQUIPMENT



Inspecting a gasoline dispenser

DESCRIPTION OF MAJOR SERVICES

The Department of Agriculture/Weights and Measures enforces state and local agricultural and consumer protection laws. The Department enforces plant quarantines, detects and eradicates unwanted foreign pests and regulates pesticide use, the agricultural industry and all business transactions based on units of measures such as weight or volume. Additional responsibilities include, inspecting eggs, produce and nursery stock, verifying accuracy of price scanning systems, controlling vegetation along state and county right-of-ways and flood control channels, and manufacturing rodent baits for sale to the general public. The Department also administers the California Grazing budget which funds rangeland improvements on federal land within the County.

2007-08 SUMMARY OF BUDGET UNITS

	Appropriation	Revenue	Local Cost	Fund Balance	Staffing
General Fund					
Agriculture/Weights and Measures	6,517,685	3,921,170	2,596,515		69.3
Total General Fund	6,517,685	3,921,170	2,596,515		69.3
Special Revenue Fund					
California Grazing	137,685	3,900		133,785	-
Total Special Revenue Fund	137,685	3,900		133,785	-
Total - All Funds	6,655,370	3,925,070	2,596,515	133,785	69.3

GOALS, OBJECTIVES, AND PERFORMANCE MEASURES

GOAL 1: CONTINUE TO PROTECT THE PUBLIC'S HEALTH AND THE ENVIRONMENT BY PREVENTING FOREIGN PEST INFESTATIONS AND THE MISUSE OF PESTICIDES IN LIGHT OF INCREASES IN COUNTY POPULATION

Objective A: Inspect all common land and airfreight carriers receiving shipments of plant material for compliance with quarantines and freedom from foreign pests that arrive in the county.

Objective B: Maintain insect detection traps and servicings throughout areas specified by the California Department of Food and Agriculture.

Objective C: Increase inspection activity for general pesticide applications and licensing to improve the level of compliance.

MEASUREMENT	2005-06 Actual	2006-07 Actual	2007-08 Target	2007-08 Estimate	2008-09 Target
1A. Percentage of terminals inspected on a daily basis (number of terminals).	N/A	N/A	N/A	N/A	100% (10)
1B. The average number of trap placements per month.	4,881	5,764	4,850	5,500	6,100
1B. The average number of trap servicing conducted each month.	11,425	12,128	12,440	13,500	14,000
1C. Percentage increase of inspections for pesticide applications that are performed by a variety of companies on multiple occasions (532 inspections in 2007-08).	N/A	N/A	N/A	N/A	3%

Status

The department is revising its performance measures for inspections at plant shipment receivers away from packages to premises. This change will more accurately reflect the existing workload and is a measurement over which we have control.

The department is also revising its objectives to redirect the inspection activities from field and structural fumigation inspections to areas where there is a higher level of violations. There is a high level of violations associated with businesses performing pest control without being licensed. Increased inspection activity in this area will decrease the public health risk associated with improper pesticide use. These changes will not require additional staffing.

GOAL 2: CONTINUE TO PROTECT COUNTY RESIDENTS FROM BEING OVERCHARGED FOR PURCHASED GOODS BY ENSURING ACCURACY IN THE MEASUREMENT OF COMMODITIES SOLD, AND PRICES CHARGED BY RETAIL BUSINESSES THAT UTILIZE BARCODE SCANNING EQUIPMENT, IN LIGHT OF INCREASES IN COUNTY BUSINESSES

Objective A: Inspect all registered businesses using commercial weighing and measuring devices, price scanners, and packing commodities, to ensure accurate measurement and pricing of goods.

Objective B: Implement a consultation service for businesses experiencing high levels of inaccurate pricing.

2006-07 ACCOMPLISHMENTS

- ❖ Made 2585 premise visits to shipping terminals, inspecting over 57,500 plant shipments and intercepting foreign pests 99 times
- ❖ Certified over 1,500 shipments of goods for export
- ❖ Achieved a 99.7% compliance rate for structural and field fumigations
- ❖ Implemented a reinspection program at businesses failing price scanner inspections
- ❖ Resolved 1,171 consumer complaints
- ❖ Verified the quantity of 31,921 lots of packaged goods, rejecting 28,848 packages
- ❖ Checked the accuracy of prices on 37,129 items, helping businesses maintain an overall error rate under 4%



Package label inspection



Inspecting a scale

MEASUREMENT	2005-06 Actual	2006-07 Actual	2007-08 Target	2007-08 Estimate	2008-09 Target
2A. Percentage of all registered businesses inspected	86%	99%	100%	100% (3,600)	100%
2B. Percentage of businesses with pricing errors exceeding 5% offered consultation service.	N/A	N/A	N/A	N/A	100%

Status

The department is meeting its objectives of inspecting registered businesses and devices and is consolidating the prior year related performance measurements into a single measure. Consumer protection will continue to be assured by inspection of registered devices, packaged commodities and businesses using price scanners.

A state law mandated change (2007) in the inspection procedure for price scanner accuracy has resulted in an increase in the overall number of pricing errors encountered. Performance measurement 2B is a new service created to assist businesses having a pricing error rate that exceeds the industry standard. This program will provide a consultation service with an extensive survey of items at a business to help quantify and identify the cause of pricing errors at the business. This new service will help ensure accurate pricing for consumers. These new performance measurements can be accomplished within the current levels of funding and staffing.


2008-09 REQUESTS FOR ADDITIONAL GENERAL FUND FINANCING (POLICY ITEMS), INCLUDING NEW CAPITAL IMPROVEMENT PROGRAM (CIP) PROJECTS, OR BUSINESS PROCESS IMPROVEMENT (BPI) RESERVE FUNDS

The department is not requesting any additional general fund financing for 2008-09.

2008-09 PROPOSED FEE ADJUSTMENTS

The department is not requesting any proposed fee adjustments for 2008-09.

If there are questions about this business plan, please contact John Gardner, Agricultural Commissioner/Sealer, (909) 387-2115.



THIS PAGE LEFT INTENTIONALLY BLANK