



Customer Service  
PO Box 11813  
Harrisburg, PA 17108-1813

## ACCOUNT STATEMENT

For the Month Ending  
**July 31, 2012**

### SAN BERNARDINO COUNTY

#### Client Management Team

##### **Kenneth Schiebel, CFA**

Managing Director  
One Keystone Plaza, Suite 300  
Harrisburg, PA 17101  
717-232-2723  
schiebelk@pfm.com

#### Contents

Cover/Disclosures  
Summary Statement  
Individual Accounts

#### Accounts included in Statement

76990800      SAN BERNARDINO COUNTY

SAN BERNARDINO COUNTY  
JOHN JOHNSON  
172 WEST THIRD STREET  
1ST FLOOR  
SAN BERNARDINO, CA 92415

**Online Access**    [www.pfm.com](http://www.pfm.com)

**Customer Service**    1-717-232-2723



## Important Disclosures

## Important Disclosures

This statement is for general information purposes only and is not intended to provide specific advice or recommendations. PFM Asset Management LLC ("PFM") is an investment advisor registered with the Securities and Exchange Commission, and is required to maintain a written disclosure statement of our background and business experience. If you would like to receive a copy of our current disclosure statement, please contact Service Operations at the address below.

**Proxy Voting** PFM does not normally receive proxies to vote on behalf of its clients. However, it does on occasion receive consent requests. In the event a consent request is received the portfolio manager contacts the client and then proceeds according to their instructions. PFM's Proxy Voting Policy is available upon request by contacting Service Operations at the address below.

**Questions About an Account** PFM's monthly statement is intended to detail our investment advisory activity as well as the activity of any accounts held by clients in pools that are managed by PFM. The custodian bank maintains the control of assets and executes (i.e., settles) all investment transactions. The custodian statement is the official record of security and cash holdings and transactions. PFM recognizes that clients may use these reports to facilitate record keeping; therefore the custodian bank statement and the PFM statement should be reconciled and differences resolved. Many custodians use a settlement date basis which may result in the need to reconcile due to a timing difference.

**Account Control** PFM does not have the authority to withdraw funds from or deposit funds to the custodian. Our clients retain responsibility for their internal accounting policies; implementing and enforcing internal controls and generating ledger entries or otherwise recording transactions.

**Market Value** Generally, PFM's market prices are derived from closing bid prices as of the last business day of the month as supplied by Interactive Data, Bloomberg or Telerate. Where prices are not available from generally recognized sources the securities are priced using a yield-based matrix system to arrive at an estimated market value. Prices that fall between data points are interpolated. Non-negotiable FDIC-insured bank certificates of deposit are priced at par. Although PFM believes the prices to be reliable, the values of the securities do not always represent the prices at which the securities could have been bought or sold. Explanation of the valuation methods for money market and TERM funds is contained in the appropriate fund information statement.

**Amortized Cost** The original cost of the principal of the security is adjusted for the amount of the periodic reduction of any discount or premium from the purchase date until the date of the report. Discount or premium with respect to short term securities (those with less than one year to maturity at time of issuance) is amortized on a straightline basis. Such discount or premium with respect to longer term securities is amortized using the constant yield basis.

**Tax Reporting** Cost data and realized gains / losses are provided for informational purposes only. Please review for accuracy and consult your tax advisor to determine the tax consequences of your security transactions. PFM does not report such information to the IRS or other taxing authorities and is not responsible for the accuracy of such information that may be required to be reported to federal, state or other taxing authorities.

**Financial Situation** In order to better serve you, PFM should be promptly notified of any material change in your investment objective or financial situation.

**Callable Securities** Securities subject to redemption prior to maturity may be redeemed in whole or in part before maturity, which could affect the yield represented.

**Portfolio** The securities in this portfolio, including shares of mutual funds, are not guaranteed or otherwise protected by PFM, the FDIC (except for certain non-negotiable certificates of deposit) or any government agency. Investment in securities involves risks, including the possible loss of the amount invested.

**Rating** Information provided for ratings is based upon a good faith inquiry of selected sources, but its accuracy and completeness cannot be guaranteed. Shares of some money market and TERM funds are marketed through representatives of PFM's wholly owned subsidiary, PFM Fund Distributors, Inc. PFM Fund Distributors, Inc. is registered with the SEC as a broker/dealer and is a member of the Financial Industry Regulatory Authority ("FINRA") and the Municipal Securities Rulemaking Board ("MSRB"). You may reach the FINRA by calling the FINRA Regulator Public Disclosure Hotline at 1-888-289-9999 or at the FINRA Regulation Internet website address [www.nasd.com](http://www.nasd.com). A brochure describing the FINRA Regulation Public Disclosure Program is also available from the FINRA upon request.

**Key Terms and Definitions**

**Dividends** on money market funds consist of interest earned, plus any discount ratably amortized to the date of maturity, plus all realized gains and losses on the sale of securities prior to maturity, less ratably amortization of any premium and all accrued expenses to the fund. Dividends are accrued daily and may be paid either monthly or quarterly. The monthly earnings on this statement represent the estimated dividend accrued for the month for any program that distributes earnings on a quarterly basis. There is no guarantee that the estimated amount will be paid on the actual distribution date.

**Current Yield** is the net change, exclusive of capital changes and income other than investment income, in the value of a hypothetical fund account with a balance of one share over the seven-day base period including the statement date, expressed as a percentage of the value of one share (normally \$1.00 per share) at the beginning of the seven-day period. This resulting net change in account value is then annualized by multiplying it by 365 and dividing the result by 7. The yields quoted should not be considered a representation of the yield of the fund in the future, since the yield is not fixed.

**Average maturity** represents the average maturity of all securities and investments of a portfolio, determined by multiplying the par or principal value of each security or investment by its maturity (days or years), summing the products, and dividing the sum by the total principal value of the portfolio. The stated maturity date of mortgage backed or callable securities are used in this statement. However the actual maturity of these securities could vary depending on the level or prepayments on the underlying mortgages or whether a callable security has or is still able to be called.

**Monthly distribution yield** represents the net change in the value of one share (normally \$1.00 per share) resulting from all dividends declared during the month by a fund expressed as a percentage of the value of one share at the beginning of the month. This resulting net change is then annualized by multiplying it by 365 and dividing it by the number of calendar days in the month.

**YTM at Cost** The yield to maturity at cost is the expected rate of return, based on the original cost, the annual interest receipts, maturity value and the time period from purchase date to maturity, stated as a percentage, on an annualized basis.

**YTM at Market** The yield to maturity at market is the rate of return, based on the current market value, the annual interest receipts, maturity value and the time period remaining until maturity, stated as a percentage, on an annualized basis.

**Managed Account** A portfolio of investments managed discretely by PFM according to the client's specific investment policy and requirements. The investments are directly owned by the client and held by the client's custodian.

**Unsettled Trade** A trade which has been executed however the final consummation of the security transaction and payment has not yet taken place.

Please review the detail pages of this statement carefully. If you think your statement is wrong, missing account information, or if you need more information about a transaction, please contact PFM within 60 days of receipt. If you have other concerns or questions regarding your account you should contact a member of your client management team or PFM Service Operations at the address below.

PFM Asset Management LLC  
Attn: Service Operations  
One Keystone Plaza, Suite 300  
N. Front & Market Sts  
Harrisburg, PA 17101



**Account Statement**

For the Month Ending July 31, 2012

**Consolidated Summary Statement**

SAN BERNARDINO COUNTY

**Portfolio Summary**

Portfolio Holdings	Cash Dividends and Income	Closing Market Value
PFM Managed Account	2,277,936.68	4,060,507,062.71
Cash Balance	0.00	373,975,121.13
<b>Total</b>	<b>\$2,277,936.68</b>	<b>\$4,434,482,183.84</b>

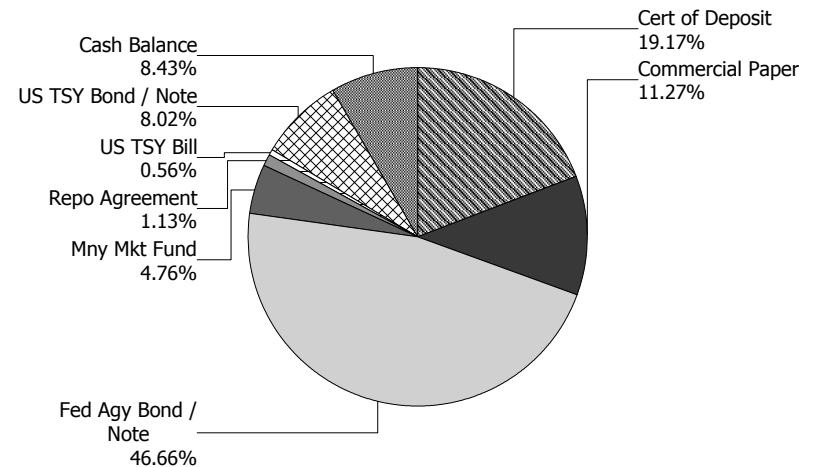
**Investment Allocation**

Investment Type	Closing Market Value	Percent
Certificate of Deposit	850,230,413.40	19.17
Commercial Paper	499,944,535.00	11.27
Federal Agency Bond / Note	2,068,560,893.98	46.66
Money Market Fund	211,000,000.00	4.76
Repurchase Agreement	49,999,875.00	1.13
U.S. Treasury Bill	24,995,000.00	0.56
U.S. Treasury Bond / Note	355,776,345.33	8.02
Cash Balance	373,975,121.13	8.43
<b>Total</b>	<b>\$4,434,482,183.84</b>	<b>100.00%</b>

**Maturity Distribution (Fixed Income Holdings)**

Portfolio Holdings	Closing Market Value	Percent
Under 30 days	1,245,018,653.53	28.08
31 to 60 days	365,089,197.75	8.23
61 to 90 days	175,007,258.50	3.95
91 to 180 days	698,648,654.82	15.75
181 days to 1 year	549,482,706.20	12.39
1 to 2 years	737,096,438.04	16.62
2 to 3 years	406,639,725.00	9.17
3 to 4 years	155,937,050.00	3.52
4 to 5 years	101,562,500.00	2.29
Over 5 years	0.00	0.00
<b>Total</b>	<b>\$4,434,482,183.84</b>	<b>100.00%</b>

**Sector Allocation**



**Weighted Average Days to Maturity 298**



# Managed Account Summary Statement

For the Month Ending July 31, 2012

SAN BERNARDINO COUNTY - 76990800

### Transaction Summary - Managed Account

<b>Opening Market Value</b>	<b>\$3,506,035,427.93</b>
Maturities/Calls	(6,467,000,000.00)
Principal Dispositions	(150,000,000.00)
Principal Acquisitions	7,045,680,469.58
Unsettled Trades	124,999,500.00
Change in Current Value	791,665.20
<b>Closing Market Value</b>	<b>\$4,060,507,062.71</b>

### Cash Transactions Summary - Managed Account

Maturities/Calls	6,467,283,472.21
Sale Proceeds	150,000,000.00
Coupon/Interest/Dividend Income	2,207,518.40
Principal Payments	0.00
Security Purchases	(7,045,967,970.49)
Net Cash Contribution	426,476,979.88
Reconciling Transactions	0.00

### Earnings Reconciliation (Cash Basis) - Managed Account

Interest/Dividends/Coupons Received	2,490,990.61
Less Purchased Interest Related to Interest/Coupons	(287,500.91)
Plus Net Realized Gains/Losses	74,446.98
<b>Total Cash Basis Earnings</b>	<b>\$2,277,936.68</b>

### Cash Balance

**Closing Cash Balance** **\$0.00**

### Earnings Reconciliation (Accrual Basis)

	<b>Total</b>
Ending Amortized Value of Securities	4,049,164,065.82
Ending Accrued Interest	8,992,324.81
Plus Proceeds from Sales	150,000,000.00
Plus Proceeds of Maturities/Calls/Principal Payments	6,467,283,472.21
Plus Coupons/Dividends Received	2,207,518.40
Less Cost of New Purchases	(7,170,967,470.49)
Less Beginning Amortized Value of Securities	(3,496,319,450.75)
Less Beginning Accrued Interest	(8,528,119.76)
<b>Total Accrual Basis Earnings</b>	<b>\$1,832,340.24</b>



## Portfolio Summary and Statistics

For the Month Ending July 31, 2012

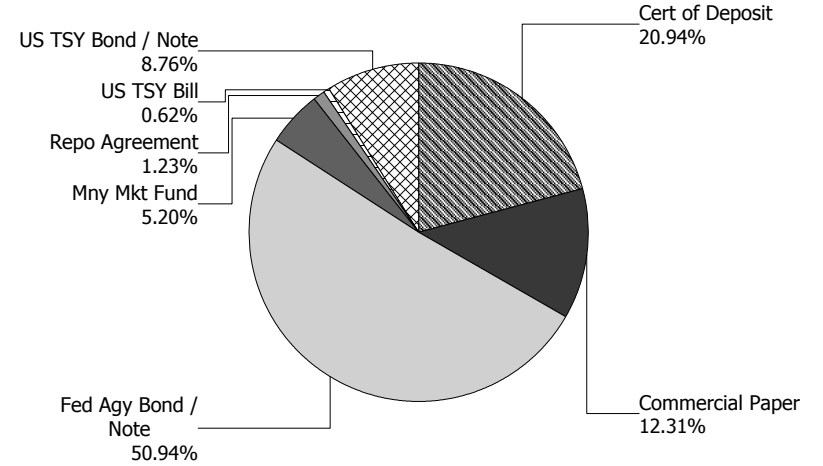
SAN BERNARDINO COUNTY - 76990800

### Account Summary

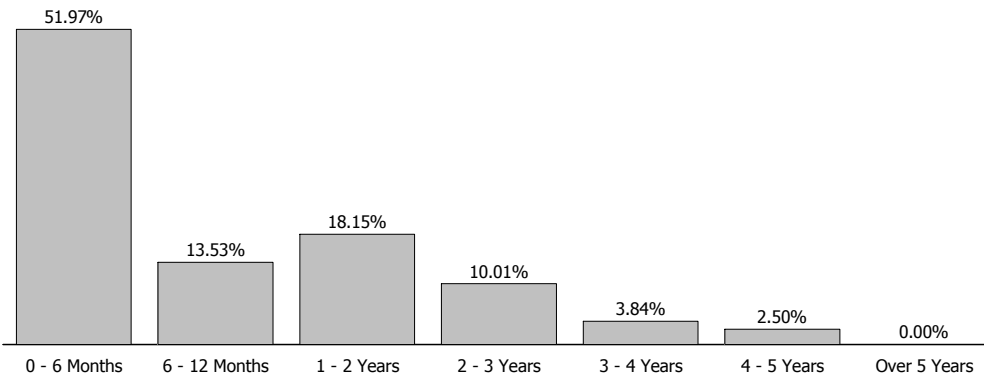
Description	Par Value	Market Value	Percent
U.S. Treasury Bond / Note	350,000,000.00	355,776,345.33	8.76
U.S. Treasury Bill	25,000,000.00	24,995,000.00	0.62
Repurchase Agreement	50,000,000.00	49,999,875.00	1.23
Money Market Fund	211,000,000.00	211,000,000.00	5.20
Federal Agency Bond / Note	2,048,234,000.00	2,068,560,893.98	50.94
Commercial Paper	500,000,000.00	499,944,535.00	12.31
Certificate of Deposit	850,000,000.00	850,230,413.40	20.94
<b>Managed Account Sub-Total</b>	<b>4,034,234,000.00</b>	<b>4,060,507,062.71</b>	<b>100.00%</b>
Accrued Interest		8,992,324.81	
<b>Total Portfolio</b>	<b>4,034,234,000.00</b>	<b>4,069,499,387.52</b>	

**Unsettled Trades**                      **125,000,000.00**    **124,915,840.75**

### Sector Allocation



### Maturity Distribution



### Characteristics

Yield to Maturity at Cost	0.56%
Yield to Maturity at Market	0.28%
Duration to Worst	0.77
Weighted Average Days to Maturity	325



## Managed Account Issuer Summary

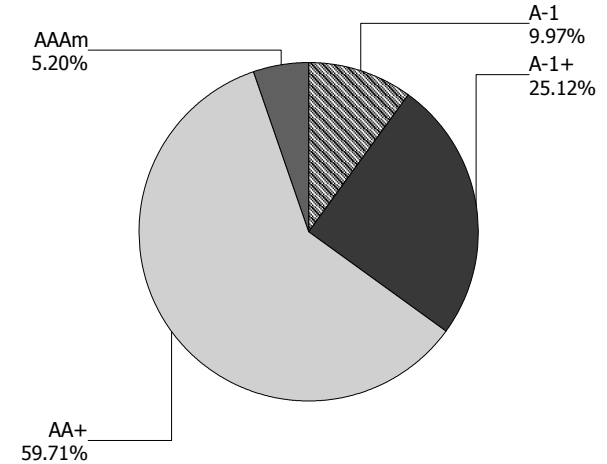
For the Month Ending July 31, 2012

SAN BERNARDINO COUNTY - 76990800

### Issuer Summary

Issuer	Market Value of Holdings	Percent
BANK OF MONTREAL	179,995,857.45	4.43
BANK OF NOVA SCOTIA	175,027,475.00	4.31
COMMONWEALTH BANK OF AUSTRALIA	99,979,711.00	2.46
FANNIE MAE	672,456,450.25	16.56
FEDERAL FARM CREDIT BANKS	245,634,269.35	6.05
FEDERAL HOME LOAN BANKS	436,985,766.19	10.76
FEDERATED INVESTORS INC	2,000,000.00	0.05
FIDELITY INSTITUTIONAL FUND	43,000,000.00	1.06
FREDDIE MAC	713,484,408.19	17.56
GENERAL ELECTRIC CO	174,980,150.00	4.31
GOLDMAN SACHS GROUP INC	215,999,875.00	5.32
NORDEA BANK AB	89,971,312.00	2.22
ROYAL BANK OF CANADA	150,158,140.00	3.70
SVENSKA HANDELSBANKEN	154,996,651.70	3.82
TORONTO-DOMINION BANK	125,069,670.00	3.08
UNITED STATES TREASURY	380,771,345.33	9.38
US BANCORP	174,999,260.00	4.31
WESTPAC BANKING CORP NY	24,996,721.25	0.62
<b>Total</b>	<b>\$4,060,507,062.71</b>	<b>100.00%</b>

### Credit Quality (S&P Ratings)





**Managed Account Detail of Securities Held**

For the Month Ending **July 31, 2012**

**SAN BERNARDINO COUNTY - 76990800**

<b>Security Type/Description Dated Date/Coupon/Maturity</b>	<b>CUSIP</b>	<b>Par</b>	<b>S&amp;P Rating</b>	<b>Moody's Rating</b>	<b>Trade Date</b>	<b>Settle Date</b>	<b>Original Cost</b>	<b>YTM at Cost</b>	<b>Accrued Interest</b>	<b>Amortized Cost</b>	<b>Market Value</b>
<b>U.S. Treasury Bond / Note</b>											
US TREASURY NOTES DTD 01/15/2010 1.375% 01/15/2013	912828MG2	25,000,000.00	AA+	Aaa	12/28/10	12/29/10	25,302,734.38	0.78	15,879.76	25,067,549.75	25,138,671.88
US TREASURY NOTES DTD 03/15/2010 1.375% 03/15/2013	912828MT4	25,000,000.00	AA+	Aaa	01/05/11	01/06/11	25,310,546.88	0.80	129,840.35	25,088,878.25	25,186,523.45
US TREASURY NOTES DTD 06/15/2010 1.125% 06/15/2013	912828NH9	25,000,000.00	AA+	Aaa	03/28/11	03/29/11	25,117,187.50	0.91	36,116.80	25,046,428.25	25,204,100.00
US TREASURY NOTES DTD 06/15/2010 1.125% 06/15/2013	912828NH9	25,000,000.00	AA+	Aaa	03/29/11	03/30/11	25,109,375.00	0.92	36,116.80	25,043,392.50	25,204,100.00
US TREASURY NOTES DTD 07/15/2010 1.000% 07/15/2013	912828NN6	25,000,000.00	AA+	Aaa	04/05/11	04/06/11	25,028,320.31	0.95	11,548.91	25,011,971.00	25,193,350.00
US TREASURY NOTES DTD 07/15/2010 1.000% 07/15/2013	912828NN6	25,000,000.00	AA+	Aaa	04/06/11	04/07/11	25,000,000.00	1.00	11,548.91	25,000,000.00	25,193,350.00
US TREASURY NOTES DTD 02/15/2011 1.250% 02/15/2014	912828OH6	50,000,000.00	AA+	Aaa	07/02/12	07/03/12	50,763,671.88	0.30	288,461.54	50,726,184.00	50,791,000.00
US TREASURY NOTES DTD 06/30/2009 2.625% 06/30/2014	912828KY5	50,000,000.00	AA+	Aaa	03/20/12	03/21/12	52,464,843.75	0.45	114,130.43	52,072,180.00	52,302,750.00
US TREASURY N/B DTD 01/03/2012 0.875% 12/31/2016	912828RX0	50,000,000.00	AA+	Aaa	02/07/12	02/08/12	50,214,843.75	0.79	38,043.48	50,194,197.00	50,781,250.00
US TREASURY N/B DTD 01/03/2012 0.875% 12/31/2016	912828RX0	50,000,000.00	AA+	Aaa	02/08/12	02/09/12	50,203,125.00	0.79	38,043.48	50,183,712.50	50,781,250.00
<b>Security Type Sub-Total</b>		<b>350,000,000.00</b>					<b>354,514,648.45</b>	<b>0.71</b>	<b>719,730.46</b>	<b>353,434,493.25</b>	<b>355,776,345.33</b>
<b>U.S. Treasury Bill</b>											
US TREASURY BILL -- 0.000% 10/18/2012	9127955G2	25,000,000.00	A-1+	P-1	07/30/12	07/31/12	24,994,733.33	0.10	0.00	24,994,800.00	24,995,000.00
<b>Security Type Sub-Total</b>		<b>25,000,000.00</b>					<b>24,994,733.33</b>	<b>0.10</b>	<b>0.00</b>	<b>24,994,800.00</b>	<b>24,995,000.00</b>
<b>Repurchase Agreement</b>											



## Managed Account Detail of Securities Held

For the Month Ending **July 31, 2012**

### SAN BERNARDINO COUNTY - 76990800

Security Type/Description Dated Date/Coupon/Maturity	CUSIP	Par	S&P Rating	Moody's Rating	Trade Date	Settle Date	Original Cost	YTM at Cost	Accrued Interest	Amortized Cost	Market Value
<b>Repurchase Agreement</b>											
GOLDMAN SACHS & CO REPO AGRMT DTD 07/31/2012 0.160% 08/01/2012	RE0935933	50,000,000.00	A-1	P-1	07/31/12	07/31/12	50,000,000.00	0.16	222.22	50,000,000.00	49,999,875.00
<b>Security Type Sub-Total</b>		<b>50,000,000.00</b>					<b>50,000,000.00</b>	<b>0.16</b>	<b>222.22</b>	<b>50,000,000.00</b>	<b>49,999,875.00</b>
<b>Money Market Fund</b>											
FEDERATED PRIME OBLIGATION MUTUAL	60934N203	1,000,000.00	AAAm	Aaa	08/27/08	08/27/08	1,000,000.00	0.03	0.00	1,000,000.00	1,000,000.00
FEDERATED GOVT OBLIGATIONS FUND	60934N104	1,000,000.00	AAAm	Aaa	12/29/11	12/29/11	1,000,000.00	0.03	0.00	1,000,000.00	1,000,000.00
FIDELITY GOV'T MM FUND 57	316175108	43,000,000.00	AAAm	Aaa	07/30/12	07/30/12	43,000,000.00	0.03	0.00	43,000,000.00	43,000,000.00
GOLDMAN FS GOVERNMENT MM FUND	38141W273	166,000,000.00	AAAm	Aaa	07/31/12	07/31/12	166,000,000.00	0.03	0.00	166,000,000.00	166,000,000.00
<b>Security Type Sub-Total</b>		<b>211,000,000.00</b>					<b>211,000,000.00</b>	<b>0.03</b>	<b>0.00</b>	<b>211,000,000.00</b>	<b>211,000,000.00</b>
<b>Federal Agency Bond / Note</b>											
FHLB GLOBAL BONDS DTD 07/23/2009 1.750% 08/22/2012	3133XUE41	50,000,000.00	AA+	Aaa	07/31/09	08/03/09	49,767,500.00	1.91	386,458.33	49,995,445.50	50,046,350.00
FHLB NOTES DTD 08/23/2011 0.220% 08/23/2012	313375FG7	25,000,000.00	AA+	Aaa	08/24/11	08/25/11	24,995,334.75	0.24	24,138.89	24,999,713.25	25,000,925.00
FHLMC GLOBAL REFERENCE NOTES DTD 08/06/2009 2.125% 09/21/2012	3137EACE7	25,000,000.00	AA+	Aaa	12/22/09	12/23/09	25,393,000.00	1.54	191,840.28	25,020,245.00	25,068,525.00
FNMA NOTES DTD 08/30/2010 0.625% 09/24/2012	31398A3N0	25,000,000.00	AA+	Aaa	08/03/11	08/04/11	25,090,900.00	0.30	55,121.53	25,011,763.50	25,019,300.00
FHLMC NOTES (FLOATING) DTD 10/12/2010 0.280% 10/12/2012	3134G1WN0	25,000,000.00	AA+	Aaa	10/13/10	10/14/10	25,002,500.00	0.32	4,076.39	25,000,000.00	25,006,600.00
FFCB NOTES DTD 11/02/2010 0.400% 11/02/2012	31331JY56	20,000,000.00	AA+	Aaa	11/22/10	11/23/10	19,904,400.00	0.65	19,777.78	19,987,497.00	20,012,120.00
FHLMC NOTES DTD 10/08/2010 0.515% 11/26/2012	3134G1WT7	8,400,000.00	AA+	Aaa	11/22/10	11/23/10	8,378,412.00	0.64	7,810.83	8,396,549.53	8,409,786.00
FHLMC NOTES DTD 10/08/2010 0.515% 11/26/2012	3134G1WT7	18,989,000.00	AA+	Aaa	11/22/10	11/23/10	18,938,299.37	0.65	17,657.13	18,980,896.06	19,011,122.19





## Managed Account Detail of Securities Held

For the Month Ending **July 31, 2012**

### SAN BERNARDINO COUNTY - 76990800

Security Type/Description Dated Date/Coupon/Maturity	CUSIP	Par	S&P Rating	Moody's Rating	Trade Date	Settle Date	Original Cost	YTM at Cost	Accrued Interest	Amortized Cost	Market Value
<b>Federal Agency Bond / Note</b>											
FHLB NOTES DTD 10/30/2009 1.746% 11/30/2012	3133XVMF5	25,000,000.00	AA+	Aaa	12/08/10	12/09/10	25,481,750.00	0.76	73,962.50	25,081,086.00	25,130,950.00
FHLB BONDS DTD 11/04/2009 1.750% 12/14/2012	3133XVNT4	25,000,000.00	AA+	Aaa	12/01/09	12/02/09	25,216,250.00	1.46	57,118.06	25,026,821.00	25,142,075.00
FHLB BONDS DTD 11/04/2009 1.750% 12/14/2012	3133XVNT4	25,000,000.00	AA+	Aaa	12/04/09	12/07/09	25,039,500.00	1.70	57,118.06	25,004,933.75	25,142,075.00
FHLB BONDS DTD 11/04/2009 1.750% 12/14/2012	3133XVNT4	25,000,000.00	AA+	Aaa	11/18/10	11/19/10	25,565,250.00	0.65	57,118.06	25,101,431.00	25,142,075.00
FFCB BONDS DTD 12/24/2009 1.625% 12/24/2012	31331JAB9	25,000,000.00	AA+	Aaa	12/21/09	12/24/09	24,930,000.00	1.72	41,753.47	24,990,531.75	25,145,375.00
FHLMC NOTES (FLOATING) DTD 01/10/2011 0.330% 01/10/2013	3134G1U69	25,000,000.00	AA+	Aaa	03/24/11	03/25/11	25,010,200.00	0.30	5,256.95	25,004,703.00	25,018,875.00
FHLMC NOTES (FLOATING) DTD 01/10/2011 0.330% 01/10/2013	3134G1U69	50,000,000.00	AA+	Aaa	01/05/11	01/10/11	49,979,800.00	0.39	10,513.90	49,987,540.50	50,037,750.00
FFCB NOTES (FLOATING) DTD 01/14/2011 0.310% 01/14/2013	31331J7K3	50,000,000.00	AA+	Aaa	01/05/11	01/14/11	49,987,500.00	0.36	8,000.00	49,995,555.50	50,034,100.00
FHLB GLOBAL NOTES DTD 12/10/2009 1.500% 01/16/2013	3133XW7L7	25,000,000.00	AA+	Aaa	12/02/10	12/03/10	25,414,250.00	0.71	15,625.00	25,090,110.75	25,149,200.00
FHLMC NOTES (FLOATING) DTD 01/24/2011 0.310% 01/24/2013	3134G1X90	25,000,000.00	AA+	Aaa	01/18/11	01/24/11	24,982,350.00	0.37	1,736.11	24,997,722.00	25,017,900.00
FNMA GLOBAL BENCHMRK NOTES (EX-CALLABLE) DTD 02/18/2003 4.750% 02/21/2013	31359MOV8	20,000,000.00	AA+	Aaa	02/04/11	02/07/11	21,530,800.00	0.95	422,222.22	20,419,983.20	20,498,240.00
FFCB BONDS DTD 01/15/2010 1.750% 02/21/2013	31331JBV4	25,000,000.00	AA+	Aaa	02/11/10	02/12/10	25,035,250.00	1.70	194,444.44	25,006,602.00	25,199,750.00
FNMA GLOBAL BENCHMRK NOTES (EX-CALLABLE) DTD 02/18/2003 4.750% 02/21/2013	31359MQV8	25,000,000.00	AA+	Aaa	12/16/10	12/17/10	27,054,375.00	0.93	527,777.78	25,527,994.25	25,622,800.00



**Managed Account Detail of Securities Held**

For the Month Ending **July 31, 2012**

**SAN BERNARDINO COUNTY - 76990800**

<b>Security Type/Description Dated Date/Coupon/Maturity</b>	<b>CUSIP</b>	<b>Par</b>	<b>S&amp;P Rating</b>	<b>Moody's Rating</b>	<b>Trade Date</b>	<b>Settle Date</b>	<b>Original Cost</b>	<b>YTM at Cost</b>	<b>Accrued Interest</b>	<b>Amortized Cost</b>	<b>Market Value</b>
<b>Federal Agency Bond / Note</b>											
FHLMC NOTES DTD 02/04/2011 0.750% 03/28/2013	3137EACS6	25,000,000.00	AA+	Aaa	02/04/11	02/07/11	24,881,750.00	0.97	64,062.50	24,963,389.50	25,085,450.00
FHLB BONDS (FLOATING) DTD 10/13/2011 0.340% 04/12/2013	313375ZY6	25,000,000.00	AA+	Aaa	10/13/11	10/14/11	24,997,500.00	0.08	4,631.95	24,998,468.00	25,029,050.00
FFCB BONDS DTD 04/15/2010 1.875% 04/15/2013	31331JKS1	25,000,000.00	AA+	Aaa	04/19/10	04/20/10	25,118,100.00	1.71	138,020.83	25,028,435.25	25,291,500.00
FFCB NOTES DTD 05/23/2011 0.600% 05/23/2013	31331KLR9	24,850,000.00	AA+	Aaa	10/11/11	10/12/11	24,916,101.00	0.43	28,163.33	24,883,280.86	24,916,374.35
FHLMC FLOATING NOTES DTD 06/17/2011 0.198% 06/17/2013	3134G2MJ8	50,000,000.00	AA+	Aaa	06/09/11	06/17/11	49,949,405.00	0.19	4,119.79	49,979,246.00	50,048,950.00
FNMA GLOBAL NOTES DTD 05/21/2010 1.500% 06/26/2013	31398AT44	25,000,000.00	AA+	Aaa	02/02/11	02/03/11	25,307,750.00	0.98	36,458.33	25,116,747.00	25,290,700.00
FHLB NOTES DTD 11/08/2010 0.500% 06/26/2013	313371PM2	40,565,000.00	AA+	Aaa	01/12/11	01/13/11	40,075,786.10	1.00	19,719.10	40,383,593.32	40,663,694.65
FHLB NOTES DTD 06/29/2012 0.250% 07/01/2013	313379YO6	25,000,000.00	AA+	Aaa	06/27/12	06/29/12	24,991,550.00	0.28	5,555.56	24,992,296.50	25,004,550.00
FHLMC GLOBAL REFERENCE NOTES DTD 07/18/2003 4.500% 07/15/2013	3134A4TZ7	25,000,000.00	AA+	Aaa	06/28/11	06/29/11	26,966,500.00	0.62	50,000.00	25,922,205.25	26,028,175.00
FNMA GLOBAL NOTES (EX-CALLABLE) DTD 07/14/2003 4.375% 07/17/2013	31359MSL8	13,500,000.00	AA+	Aaa	01/24/11	01/25/11	14,607,270.00	1.01	22,968.75	13,932,772.34	14,031,562.50
FNMA GLOBAL NOTES (EX-CALLABLE) DTD 07/14/2003 4.375% 07/17/2013	31359MSL8	19,950,000.00	AA+	Aaa	01/20/11	01/21/11	21,609,840.00	0.98	33,942.71	20,595,720.05	20,735,531.25
FNMA NOTES DTD 06/17/2011 0.500% 08/09/2013	3135G0BR3	12,500,000.00	AA+	Aaa	07/05/11	07/06/11	12,477,125.00	0.59	29,861.11	12,488,783.50	12,534,200.00
FNMA NOTES DTD 06/17/2011 0.500% 08/09/2013	3135G0BR3	12,500,000.00	AA+	Aaa	07/05/11	07/06/11	12,479,125.00	0.58	29,861.11	12,489,764.38	12,534,200.00
FNMA NOTES DTD 07/09/2010 1.250% 08/20/2013	31398AX31	50,000,000.00	AA+	Aaa	02/01/11	02/02/11	50,324,000.00	0.99	279,513.89	50,134,770.50	50,517,750.00



### Managed Account Detail of Securities Held

For the Month Ending July 31, 2012

#### SAN BERNARDINO COUNTY - 76990800

Security Type/Description Dated Date/Coupon/Maturity	CUSIP	Par	S&P Rating	Moody's Rating	Trade Date	Settle Date	Original Cost	YTM at Cost	Accrued Interest	Amortized Cost	Market Value
<b>Federal Agency Bond / Note</b>											
FNMA NOTES (CALLABLE) DTD 08/27/2010 1.000% 08/27/2013	3136FPCR6	10,390,000.00	AA+	Aaa	08/17/10	08/27/10	10,385,844.00	1.01	44,446.11	10,388,500.31	10,395,527.48
FNMA NOTES (CALLABLE) DTD 08/27/2010 1.000% 08/27/2013	3136FPCR6	39,610,000.00	AA+	Aaa	08/17/10	08/27/10	39,598,117.00	1.01	169,442.78	39,605,712.22	39,631,072.52
FHLMC NOTES (FLOATING) DTD 09/01/2011 0.370% 09/03/2013	3134G2B50	25,000,000.00	AA+	Aaa	08/29/11	09/01/11	24,987,250.00	0.35	15,937.50	24,995,210.25	25,045,675.00
FHLMC NOTES (FLOATING) DTD 09/12/2011 0.350% 09/12/2013	3134G2K43	25,000,000.00	AA+	Aaa	09/12/11	09/13/11	24,982,250.00	0.34	12,763.89	24,992,267.75	25,040,375.00
FHLMC NOTES (FLOATING) DTD 09/12/2011 0.350% 09/12/2013	3134G2K43	25,000,000.00	AA+	Aaa	12/06/11	12/07/11	24,986,500.00	0.33	12,763.89	24,991,886.50	25,040,375.00
FHLB NOTES TAP ISSUE DTD 08/09/2010 1.000% 09/13/2013	313370LB2	25,000,000.00	AA+	Aaa	10/26/10	10/27/10	25,195,250.00	0.73	95,833.33	25,076,251.75	25,209,050.00
FHLB NOTES TAP ISSUE DTD 08/09/2010 1.000% 09/13/2013	313370LB2	25,000,000.00	AA+	Aaa	11/02/10	11/03/10	25,261,750.00	0.63	95,833.33	25,102,722.25	25,209,050.00
FHLB NOTES TAP ISSUE DTD 08/09/2010 1.000% 09/13/2013	313370LB2	25,000,000.00	AA+	Aaa	11/02/10	11/03/10	25,261,775.00	0.63	95,833.33	25,102,732.00	25,209,050.00
FHLB NOTES TAP ISSUE DTD 08/09/2010 1.000% 09/13/2013	313370LB2	25,000,000.00	AA+	Aaa	11/02/10	11/03/10	25,261,780.25	0.63	95,833.33	25,102,734.25	25,209,050.00
FHLB NOTES TAP ISSUE DTD 08/09/2010 1.000% 09/13/2013	313370LB2	25,000,000.00	AA+	Aaa	11/10/10	11/12/10	25,159,475.00	0.77	95,833.33	25,063,218.00	25,209,050.00
FNMA NOTES (EX-CALLABLE) DTD 09/17/2010 1.125% 09/17/2013	31398A3L4	1,980,000.00	AA+	Aaa	09/21/10	09/22/10	1,979,901.00	1.13	8,291.25	1,979,962.56	1,997,917.02
FNMA NOTES (EX-CALLABLE) DTD 09/17/2010 1.125% 09/17/2013	31398A3L4	12,500,000.00	AA+	Aaa	09/21/10	09/22/10	12,499,750.00	1.13	52,343.75	12,499,906.63	12,613,112.50
FNMA NOTES (EX-CALLABLE) DTD 09/17/2010 1.125% 09/17/2013	31398A3L4	12,500,000.00	AA+	Aaa	09/21/10	09/22/10	12,499,750.00	1.13	52,343.75	12,499,906.63	12,613,112.50
FHLMC GLOBAL REFERENCE NOTES DTD 08/20/2008 4.125% 09/27/2013	3137EABS7	25,000,000.00	AA+	Aaa	12/01/10	12/02/10	27,217,500.00	0.93	355,208.33	25,915,785.25	26,125,200.00



**Managed Account Detail of Securities Held**

For the Month Ending **July 31, 2012**

**SAN BERNARDINO COUNTY - 76990800**

<b>Security Type/Description Dated Date/Coupon/Maturity</b>	<b>CUSIP</b>	<b>Par</b>	<b>S&amp;P Rating</b>	<b>Moody's Rating</b>	<b>Trade Date</b>	<b>Settle Date</b>	<b>Original Cost</b>	<b>YTM at Cost</b>	<b>Accrued Interest</b>	<b>Amortized Cost</b>	<b>Market Value</b>
<b>Federal Agency Bond / Note</b>											
FHLMC GLOBAL REFERENCE NOTES DTD 08/20/2008 4.125% 09/27/2013	3137EABS7	25,000,000.00	AA+	Aaa	12/07/10	12/08/10	27,185,500.00	0.96	355,208.33	25,908,064.75	26,125,200.00
FNMA NOTES DTD 08/02/2010 1.125% 09/30/2013	31398A2M3	25,000,000.00	AA+	Aaa	09/09/10	09/10/10	25,041,250.00	1.07	94,531.25	25,015,859.75	25,256,000.00
FNMA NOTES (EX-CALLABLE) DTD 10/08/2010 1.125% 10/08/2013	31398A4H2	25,000,000.00	AA+	Aaa	09/23/10	10/08/10	25,000,000.00	1.13	88,281.25	25,000,000.00	25,260,375.00
FANNIE MAE (CALLABLE) GLOBAL NOTES DTD 10/25/2011 0.625% 10/25/2013	3135G0EU3	25,000,000.00	AA+	Aaa	10/26/11	10/27/11	24,995,000.00	0.64	41,666.67	24,996,902.00	25,016,000.00
FHLMC NOTES DTD 08/20/2010 0.875% 10/28/2013	3137EACL1	25,000,000.00	AA+	Aaa	09/02/10	09/03/10	24,903,675.75	1.00	56,510.42	24,961,694.00	25,193,750.00
FHLB NOTES DTD 11/09/2010 0.500% 12/13/2013	313371PU4	845,000.00	AA+	Aaa	12/14/10	12/15/10	827,170.50	1.22	563.33	836,783.84	846,501.57
FHLB NOTES DTD 11/09/2010 0.500% 12/13/2013	313371PU4	18,610,000.00	AA+	Aaa	12/14/10	12/15/10	18,217,329.00	1.22	12,406.67	18,429,049.95	18,643,069.97
FNMA NOTES DTD 11/01/2010 0.750% 12/18/2013	31398A5W8	5,545,000.00	AA+	Aaa	03/22/11	03/23/11	5,479,846.25	1.19	4,967.40	5,511,875.89	5,584,674.48
FNMA NOTES DTD 11/01/2010 0.750% 12/18/2013	31398A5W8	25,000,000.00	AA+	Aaa	11/16/10	11/17/10	24,818,000.00	0.99	22,395.83	24,917,898.75	25,178,875.00
FHLMC NOTES DTD 01/06/2011 1.375% 02/25/2014	3137EACR8	25,000,000.00	AA+	Aaa	02/03/11	02/04/11	24,952,750.00	1.44	148,958.33	24,975,519.00	25,429,875.00
FNMA GLOBAL NOTES DTD 05/15/2009 2.500% 05/15/2014	31398AXJ6	25,000,000.00	AA+	Aaa	11/16/11	11/17/11	26,152,500.00	0.63	131,944.44	25,828,273.75	25,986,275.00
FHLMC NOTES DTD 06/02/2011 1.000% 07/30/2014	3137EACU1	25,000,000.00	AA+	Aaa	06/14/11	06/15/11	25,020,500.00	0.97	694.44	25,013,144.00	25,348,325.00
<b>FFCB NOTES (FLOAT) DTD 08/01/2012 0.280% 08/01/2014</b>	<b>3133EAB49</b>	<b>50,000,000.00</b>	<b>AA+</b>	<b>Aaa</b>	<b>07/30/12</b>	<b>08/01/12</b>	<b>50,000,000.00</b>	<b>0.28</b>	<b>0.00</b>	<b>50,000,000.00</b>	<b>49,970,100.00</b>
FHLMC NOTES (CALLABLE) DTD 08/08/2011 1.100% 08/08/2014	3134G2TK8	25,000,000.00	AA+	Aaa	07/18/11	08/08/11	24,993,750.00	1.11	132,152.78	24,995,770.25	25,003,150.00



## Managed Account Detail of Securities Held

For the Month Ending July 31, 2012

### SAN BERNARDINO COUNTY - 76990800

Security Type/Description Dated Date/Coupon/Maturity	CUSIP	Par	S&P Rating	Moody's Rating	Trade Date	Settle Date	Original Cost	YTM at Cost	Accrued Interest	Amortized Cost	Market Value
<b>Federal Agency Bond / Note</b>											
FHLMC NOTES (CALLABLE) DTD 08/08/2011 1.100% 08/08/2014	3134G2TK8	25,000,000.00	AA+	Aaa	07/18/11	08/08/11	24,993,750.00	1.11	132,152.78	24,995,770.25	25,003,150.00
FREDDIE MAC GLOBAL NOTES DTD 07/26/2011 1.000% 08/20/2014	3134G2UA8	25,000,000.00	AA+	Aaa	11/28/11	11/29/11	25,154,750.00	0.77	111,805.56	25,116,915.50	25,334,475.00
FREDDIE MAC GLOBAL NOTES DTD 07/26/2011 1.000% 08/20/2014	3134G2UA8	25,000,000.00	AA+	Aaa	06/12/12	06/13/12	25,296,000.00	0.46	111,805.56	25,278,050.50	25,334,475.00
FNMA NOTES (CALLABLE) DTD 09/19/2011 0.700% 09/19/2014	3135G0DF7	25,000,000.00	AA+	Aaa	09/26/11	09/27/11	24,998,125.00	0.70	64,166.67	24,998,657.50	25,011,425.00
FNMA NOTES (CALLABLE) DTD 09/19/2011 0.700% 09/19/2014	3135G0DF7	50,000,000.00	AA+	Aaa	09/07/11	09/19/11	49,970,000.00	0.72	128,333.33	49,978,602.00	50,022,850.00
FREDDIE MAC GLOBAL NOTES DTD 08/05/2011 0.750% 09/22/2014	3134G2WG3	55,000,000.00	AA+	Aaa	09/27/11	09/28/11	55,082,500.00	0.70	147,812.50	55,059,402.20	55,510,950.00
FHLMC NOTES (CALLABLE) DTD 10/17/2011 0.750% 10/17/2014	3134G2X98	25,000,000.00	AA+	Aaa	10/04/11	10/17/11	24,963,750.00	0.80	54,166.67	24,973,201.50	25,023,050.00
FHLMC NOTES (CALLABLE) DTD 10/17/2011 0.750% 10/17/2014	3134G2X98	25,000,000.00	AA+	Aaa	10/04/11	10/17/11	24,963,750.00	0.80	54,166.67	24,973,201.50	25,023,050.00
FANNIE MAE GLOBAL NOTES DTD 09/27/2011 0.625% 10/30/2014	3135G0DW0	25,000,000.00	AA+	Aaa	12/27/11	12/28/11	24,967,500.00	0.67	39,496.53	24,974,247.75	25,167,900.00
FHLMC NOTES DTD 12/16/2011 0.625% 12/29/2014	3137EADA4	25,000,000.00	AA+	Aaa	02/03/12	02/06/12	25,130,000.00	0.44	13,888.89	25,108,320.75	25,170,200.00
FFCB NOTES DTD 05/01/2012 0.500% 05/01/2015	3133EANJ3	25,000,000.00	AA+	Aaa	05/01/12	05/02/12	24,964,275.00	0.55	31,250.00	24,967,201.75	25,064,950.00
<b>FNMA NOTES (CALLABLE) DTD 08/07/2012 0.500% 08/07/2015</b>	<b>3135G0NG4</b>	<b>50,000,000.00</b>	<b>AA+</b>	<b>Aaa</b>	<b>07/31/12</b>	<b>08/07/12</b>	<b>49,999,500.00</b>	<b>0.50</b>	<b>0.00</b>	<b>49,999,500.00</b>	<b>49,947,550.00</b>
FNMA NOTES DTD 01/18/2011 2.250% 03/15/2016	3135G0AL7	50,000,000.00	AA+	Aaa	02/10/12	02/13/12	52,881,500.00	0.81	425,000.00	52,557,469.00	52,994,750.00
FNMA NOTES DTD 01/18/2011 2.250% 03/15/2016	3135G0AL7	50,000,000.00	AA+	Aaa	02/10/12	02/13/12	52,881,500.00	0.81	425,000.00	52,557,469.00	52,994,750.00



**Managed Account Detail of Securities Held**

For the Month Ending **July 31, 2012**

**SAN BERNARDINO COUNTY - 76990800**

Security Type/Description Dated Date/Coupon/Maturity	CUSIP	Par	S&P Rating	Moody's Rating	Trade Date	Settle Date	Original Cost	YTM at Cost	Accrued Interest	Amortized Cost	Market Value
<b>Security Type Sub-Total</b>		<b>2,048,234,000.00</b>					<b>2,070,510,486.97</b>	<b>0.79</b>	<b>6,958,440.87</b>	<b>2,059,782,238.47</b>	<b>2,068,560,893.98</b>
<b>Commercial Paper</b>											
US BANK NA COMM PAPER -- 0.000% 08/01/2012	9033E0H17	15,000,000.00	A-1	P-1	07/27/12	07/27/12	14,999,750.00	0.12	0.00	15,000,000.00	14,999,940.00
GENERAL ELECTRIC CO COMM PAPER -- 0.000% 08/01/2012	36960LH16	25,000,000.00	A-1+	P-1	07/02/12	07/02/12	24,996,875.00	0.15	0.00	25,000,000.00	24,999,900.00
BANK OF NOVA SCOTIA NY COMM PAPER -- 0.000% 08/01/2012	06416JH14	25,000,000.00	A-1+	P-1	07/24/12	07/24/12	24,999,333.33	0.12	0.00	25,000,000.00	24,999,900.00
BANK OF NOVA SCOTIA NY COMM PAPER -- 0.000% 08/01/2012	06416JH14	50,000,000.00	A-1+	P-1	07/26/12	07/26/12	49,999,000.00	0.12	0.00	50,000,000.00	49,999,800.00
US BANK NA COMM PAPER -- 0.000% 08/01/2012	9033E0H17	50,000,000.00	A-1	P-1	07/27/12	07/27/12	49,999,166.67	0.12	0.00	50,000,000.00	49,999,800.00
US BANK NA COMM PAPER -- 0.000% 08/01/2012	9033E0H17	50,000,000.00	A-1	P-1	07/27/12	07/27/12	49,999,166.67	0.12	0.00	50,000,000.00	49,999,800.00
US BANK NA COMM PAPER -- 0.000% 08/01/2012	9033E0H17	50,000,000.00	A-1	P-1	07/27/12	07/27/12	49,999,166.67	0.12	0.00	50,000,000.00	49,999,800.00
US BANK NA COMM PAPER -- 0.000% 08/02/2012	9033E0H25	10,000,000.00	A-1	P-1	07/30/12	07/30/12	9,999,900.00	0.12	0.00	9,999,966.70	9,999,920.00
GENERAL ELECTRIC CO COMM PAPER -- 0.000% 08/09/2012	36960LH99	25,000,000.00	A-1+	P-1	07/26/12	07/26/12	24,998,736.11	0.13	0.00	24,999,277.75	24,999,075.00
GENERAL ELECTRIC CO COMM PAPER -- 0.000% 08/15/2012	36960LHF5	25,000,000.00	A-1+	P-1	07/30/12	07/30/12	24,998,555.56	0.13	0.00	24,998,736.00	24,998,450.00
BANK OF NOVA SCOTIA NY COMM PAPER -- 0.000% 09/04/2012	06416JJ46	25,000,000.00	A-1+	P-1	07/31/12	07/31/12	24,996,597.22	0.14	0.00	24,996,694.50	24,995,525.00
GENERAL ELECTRIC CO COMM PAPER -- 0.000% 09/04/2012	36960LJ48	50,000,000.00	A-1+	P-1	07/26/12	07/26/12	49,991,666.67	0.15	0.00	49,992,916.50	49,992,200.00
GENERAL ELEC CAP CORP COMM PAPER -- 0.000% 09/17/2012	36959JH1	25,000,000.00	A-1+	P-1	06/27/12	06/27/12	24,991,458.33	0.15	0.00	24,995,104.25	24,995,475.00
GENERAL ELECTRIC CO COMM PAPER -- 0.000% 09/27/2012	36960LJT3	25,000,000.00	A-1+	P-1	07/17/12	07/17/12	24,991,000.00	0.18	0.00	24,992,875.00	24,995,050.00



## Managed Account Detail of Securities Held

For the Month Ending July 31, 2012

### SAN BERNARDINO COUNTY - 76990800

Security Type/Description Dated Date/Coupon/Maturity	CUSIP	Par	S&P Rating	Moody's Rating	Trade Date	Settle Date	Original Cost	YTM at Cost	Accrued Interest	Amortized Cost	Market Value
<b>Commercial Paper</b>											
NORDEA NORTH AMERICA INC COMM PAPER -- 0.000% 11/01/2012	6555POL15	50,000,000.00	A-1+	P-1	07/31/12	07/31/12	49,971,583.33	0.22	0.00	49,971,889.00	49,969,900.00
<b>Security Type Sub-Total</b>		<b>500,000,000.00</b>					<b>499,931,955.56</b>	<b>0.14</b>	<b>0.00</b>	<b>499,947,459.70</b>	<b>499,944,535.00</b>
<b>Certificate of Deposit</b>											
SVENSKA HANDELSBANKEN NY CERT DEPOS DTD 06/27/2012 0.180% 08/01/2012	86958CCY8	30,000,000.00	A-1+	P-1	06/27/12	06/27/12	30,000,000.00	0.18	5,250.00	30,000,000.00	29,999,999.70
BANK OF MONTREAL CHICAGO CERT DEPOS DTD 07/03/2012 0.160% 08/01/2012	06366VVU7	30,000,000.00	A-1	P-1	07/03/12	07/03/12	30,000,000.00	0.16	3,866.67	30,000,000.00	29,999,983.20
TORONTO DOMINION BANK NY CERT DEPOS DTD 01/27/2012 0.280% 08/01/2012	89112XMV4	50,000,000.00	A-1+	P-1	01/27/12	01/27/12	50,000,000.00	0.28	72,722.22	50,000,000.00	50,000,140.00
BANK OF MONTREAL CHICAGO CERT DEPOS DTD 07/17/2012 0.180% 08/07/2012	06366VYJ9	25,000,000.00	A-1	P-1	07/17/12	07/17/12	25,000,000.00	0.18	1,875.00	25,000,000.00	24,999,968.75
BANK OF MONTREAL CHICAGO CERT DEPOS DTD 07/26/2012 0.130% 08/08/2012	06366VZT6	25,000,000.00	A-1	P-1	07/25/12	07/26/12	25,000,000.00	0.13	541.67	25,000,000.00	24,999,680.75
BANK OF MONTREAL CHICAGO CERT DEPOS DTD 05/23/2012 0.210% 08/23/2012	06366VND4	50,000,000.00	A-1	P-1	07/27/12	07/30/12	50,001,330.93	0.17	20,416.67	50,001,220.00	50,000,225.00
BANK OF MONTREAL CHICAGO CERT DEPOS DTD 07/26/2012 0.130% 09/04/2012	06366VZW9	25,000,000.00	A-1	P-1	07/26/12	07/26/12	25,000,000.00	0.13	541.67	25,000,000.00	24,997,809.00
SVENSKA HANDELSBANKEN NY CERT DEPOS DTD 07/31/2012 0.195% 09/04/2012	86958CEX8	25,000,000.00	A-1+	P-1	07/31/12	07/31/12	25,000,000.00	0.20	135.42	25,000,000.00	24,999,388.50
<b>BANK OF MONTREAL CHICAGO CERT DEPOS DTD 08/01/2012 0.150% 09/04/2012</b>	<b>06366VA48</b>	<b>25,000,000.00</b>	<b>A-1</b>	<b>P-1</b>	<b>07/31/12</b>	<b>08/01/12</b>	<b>25,000,000.00</b>	<b>0.15</b>	<b>0.00</b>	<b>25,000,000.00</b>	<b>24,998,190.75</b>
CBA AUSTRALIA CERT DEPOS DTD 03/09/2012 0.320% 09/07/2012	20271EHT9	25,000,000.00	A-1+	P-1	03/07/12	03/09/12	25,000,000.00	0.32	32,222.22	25,000,000.00	25,002,467.50



**Managed Account Detail of Securities Held**

For the Month Ending **July 31, 2012**

**SAN BERNARDINO COUNTY - 76990800**

<b>Security Type/Description Dated Date/Coupon/Maturity</b>	<b>CUSIP</b>	<b>Par</b>	<b>S&amp;P Rating</b>	<b>Moody's Rating</b>	<b>Trade Date</b>	<b>Settle Date</b>	<b>Original Cost</b>	<b>YTM at Cost</b>	<b>Accrued Interest</b>	<b>Amortized Cost</b>	<b>Market Value</b>
<b>Certificate of Deposit</b>											
BANK OF NOVA SCOTIA HOUSTON CERT DEPOS DTD 12/28/2011 0.590% 09/20/2012	06417EUD3	50,000,000.00	A-1+	P-1	12/20/11	12/28/11	50,000,000.00	0.59	177,819.44	50,000,000.00	50,023,855.00
NORDEA BANK FINLAND NY CERT DEPOS DTD 05/01/2012 0.290% 09/28/2012	65557V4N8	40,000,000.00	A-1+	P-1	07/30/12	07/30/12	40,003,987.35	0.23	29,644.44	40,003,854.40	40,001,412.00
SVENSKA HANDELSBANKEN CERT DEPOS DTD 07/02/2012 0.300% 10/01/2012	86958CDF8	50,000,000.00	A-1+	P-1	07/02/12	07/02/12	50,000,000.00	0.30	12,500.00	50,000,000.00	50,002,105.00
BANK OF NOVA SCOTIA HOUSTON CERT DEPOS DTD 01/12/2012 0.470% 10/12/2012	06417EWM1	25,000,000.00	A-1+	P-1	01/11/12	01/12/12	25,000,000.00	0.47	65,930.56	25,000,000.00	25,008,395.00
SVENSKA HANDELSBANKEN NY CERT DEPOS DTD 07/26/2012 0.290% 10/23/2012	86958CEO3	50,000,000.00	A-1+	P-1	07/26/12	07/26/12	50,000,000.00	0.29	2,416.67	50,000,000.00	49,995,158.50
WESTPAC BANKING CORP NY CERT DEPOS DTD 05/10/2012 0.300% 11/01/2012	96121TMS4	25,000,000.00	A-1+	P-1	05/09/12	05/10/12	25,000,000.00	0.30	17,291.67	25,000,000.00	24,996,721.25
TORONTO DOMINION BANK NY CERT DEPOS DTD 11/14/2011 0.600% 11/14/2012	89112XEY7	50,000,000.00	A-1+	P-1	11/10/11	11/14/11	50,000,000.00	0.60	217,500.00	50,000,000.00	50,035,830.00
ROYAL BANK OF CANADA NY CERT DEPOS DTD 11/18/2011 0.690% 11/19/2012	78009NBW5	50,000,000.00	A-1+	P-1	11/16/11	11/18/11	50,000,000.00	0.69	246,291.67	50,000,000.00	50,051,090.00
CBA NY CERT DEPOS DTD 06/07/2012 0.380% 12/07/2012	20271EJA8	25,000,000.00	A-1+	P-1	06/05/12	06/07/12	25,000,000.00	0.38	14,513.89	25,000,000.00	25,001,555.00
ROYAL BANK OF CANADA NY CERT DEPOS DTD 12/12/2011 0.660% 12/12/2012	78009NCK0	50,000,000.00	A-1+	P-1	12/08/11	12/12/11	50,000,000.00	0.66	213,583.33	50,000,000.00	50,054,715.00
ROYAL BANK OF CANADA NY CERT DEPOS DTD 01/10/2012 0.650% 01/10/2013	78009NDH6	25,000,000.00	A-1+	P-1	01/10/12	01/10/12	25,000,000.00	0.65	92,083.33	25,000,000.00	25,031,080.00
CBA AUSTRALIA CERT DEPOS DTD 07/30/2012 0.280% 01/25/2013	20271EJD2	50,000,000.00	A-1+	P-1	07/26/12	07/30/12	50,000,000.00	0.28	777.78	50,000,000.00	49,975,688.50
ROYAL BANK OF CANADA NY CERT DEPOS DTD 01/27/2012 0.550% 01/28/2013	78009NDT0	25,000,000.00	A-1+	P-1	01/25/12	01/27/12	25,000,000.00	0.55	71,423.61	25,000,000.00	25,021,255.00





**Managed Account Detail of Securities Held**

For the Month Ending **July 31, 2012**

**SAN BERNARDINO COUNTY - 76990800**

<b>Security Type/Description</b>	<b>Dated Date/Coupon/Maturity</b>	<b>CUSIP</b>	<b>Par</b>	<b>S&amp;P Rating</b>	<b>Moody's Rating</b>	<b>Trade Date</b>	<b>Settle Date</b>	<b>Original Cost</b>	<b>YTM at Cost</b>	<b>Accrued Interest</b>	<b>Amortized Cost</b>	<b>Market Value</b>
<b>Certificate of Deposit</b>												
TORONTO DOMINION BANK NY CERT DEPOS	06/20/2012 0.500% 06/21/2013	89112XA62	25,000,000.00	A-1+	P-1	06/19/12	06/20/12	25,000,000.00	0.50	14,583.33	25,000,000.00	25,033,700.00
<b>Security Type Sub-Total</b>			<b>850,000,000.00</b>					<b>850,005,318.28</b>	<b>0.37</b>	<b>1,313,931.26</b>	<b>850,005,074.40</b>	<b>850,230,413.40</b>
<b>Managed Account Sub-Total</b>			<b>4,034,234,000.00</b>					<b>4,060,957,142.59</b>	<b>0.56</b>	<b>8,992,324.81</b>	<b>4,049,164,065.82</b>	<b>4,060,507,062.71</b>
<b>Securities Sub-Total</b>			<b>\$4,034,234,000.00</b>					<b>\$4,060,957,142.59</b>	<b>0.56%</b>	<b>\$8,992,324.81</b>	<b>\$4,049,164,065.82</b>	<b>\$4,060,507,062.71</b>
<b>Accrued Interest</b>												<b>\$8,992,324.81</b>
<b>Total Investments</b>												<b>\$4,069,499,387.52</b>

Bolded items are forward settling trades.



**Managed Account Fair Market Value & Analytics**

For the Month Ending **July 31, 2012**

**SAN BERNARDINO COUNTY - 76990800**

<b>Security Type/Description</b> <b>Dated Date/Coupon/Maturity</b>	<b>CUSIP</b>	<b>Par</b>	<b>Broker</b>	<b>Next Call Date</b>	<b>Market Price</b>	<b>Market Value</b>	<b>Unreal G/L On Cost</b>	<b>Unreal G/L Amort Cost</b>	<b>Effective Duration</b>	<b>Duration to Worst at Mkt</b>	<b>YTM</b>
<b>U.S. Treasury Bond / Note</b>											
US TREASURY NOTES DTD 01/15/2010 1.375% 01/15/2013	912828MG2	25,000,000.00	DEUTSCHE		100.55	25,138,671.88	(164,062.50)	71,122.13	0.46	0.46	0.16
US TREASURY NOTES DTD 03/15/2010 1.375% 03/15/2013	912828MT4	25,000,000.00	CITIGRP		100.75	25,186,523.45	(124,023.43)	97,645.20	0.62	0.62	0.18
US TREASURY NOTES DTD 06/15/2010 1.125% 06/15/2013	912828NH9	25,000,000.00	DEUTSCHE		100.82	25,204,100.00	86,912.50	157,671.75	0.87	0.87	0.19
US TREASURY NOTES DTD 06/15/2010 1.125% 06/15/2013	912828NH9	25,000,000.00	BK AMER		100.82	25,204,100.00	94,725.00	160,707.50	0.87	0.87	0.19
US TREASURY NOTES DTD 07/15/2010 1.000% 07/15/2013	912828NN6	25,000,000.00	GOLDMAN		100.77	25,193,350.00	165,029.69	181,379.00	0.95	0.95	0.19
US TREASURY NOTES DTD 07/15/2010 1.000% 07/15/2013	912828NN6	25,000,000.00	JPMCHASE		100.77	25,193,350.00	193,350.00	193,350.00	0.95	0.95	0.19
US TREASURY NOTES DTD 02/15/2011 1.250% 02/15/2014	912828QH6	50,000,000.00	MORGANST		101.58	50,791,000.00	27,328.12	64,816.00	1.52	1.52	0.22
US TREASURY NOTES DTD 06/30/2009 2.625% 06/30/2014	912828KY5	50,000,000.00	MORGANST		104.61	52,302,750.00	(162,093.75)	230,570.00	1.88	1.88	0.21
US TREASURY N/B DTD 01/03/2012 0.875% 12/31/2016	912828RX0	50,000,000.00	BARCLAYS		101.56	50,781,250.00	566,406.25	587,053.00	4.33	4.33	0.52
US TREASURY N/B DTD 01/03/2012 0.875% 12/31/2016	912828RX0	50,000,000.00	JPMCHASE		101.56	50,781,250.00	578,125.00	597,537.50	4.33	4.33	0.52
<b>Security Type Sub-Total</b>		<b>350,000,000.00</b>				<b>355,776,345.33</b>	<b>1,261,696.88</b>	<b>2,341,852.08</b>	<b>2.06</b>	<b>2.06</b>	<b>0.29</b>
<b>U.S. Treasury Bill</b>											
US TREASURY BILL -- 0.000% 10/18/2012	9127955G2	25,000,000.00	BK AMER		99.98	24,995,000.00	266.67	200.00	0.22	0.22	0.09
<b>Security Type Sub-Total</b>		<b>25,000,000.00</b>				<b>24,995,000.00</b>	<b>266.67</b>	<b>200.00</b>	<b>0.22</b>	<b>0.22</b>	<b>0.09</b>
<b>Repurchase Agreement</b>											
GOLDMAN SACHS & CO REPO AGRMT DTD 07/31/2012 0.160% 08/01/2012	RE0935933	50,000,000.00	GOLDMAN		100.00	49,999,875.00	(125.00)	(125.00)	0.00	0.00	0.24
<b>Security Type Sub-Total</b>		<b>50,000,000.00</b>				<b>49,999,875.00</b>	<b>(125.00)</b>	<b>(125.00)</b>	<b>0.00</b>	<b>0.00</b>	<b>0.24</b>



**Managed Account Fair Market Value & Analytics**

For the Month Ending **July 31, 2012**

**SAN BERNARDINO COUNTY - 76990800**

Security Type/Description Dated Date/Coupon/Maturity	CUSIP	Par	Broker	Next Call Date	Market Price	Market Value	Unreal G/L On Cost	Unreal G/L Amort Cost	Effective Duration	Duration to Worst at Mkt	YTM
<b>Money Market Fund</b>											
FEDERATED PRIME OBLIGATION MUTUAL	60934N203	1,000,000.00			1.00	1,000,000.00	0.00	0.00	0.00	0.00	0.03
FEDERATED GOVT OBLIGATIONS FUND	60934N104	1,000,000.00			1.00	1,000,000.00	0.00	0.00	0.00	0.00	0.03
FIDELITY GOV'T MM FUND 57	316175108	43,000,000.00			1.00	43,000,000.00	0.00	0.00	0.00	0.00	0.03
GOLDMAN FS GOVERNMENT MM FUND	38141W273	166,000,000.00			1.00	166,000,000.00	0.00	0.00	0.00	0.00	0.03
<b>Security Type Sub-Total</b>		<b>211,000,000.00</b>				<b>211,000,000.00</b>	<b>0.00</b>	<b>0.00</b>	<b>0.00</b>	<b>0.00</b>	<b>0.03</b>

<b>Federal Agency Bond / Note</b>											
FHLB GLOBAL BONDS DTD 07/23/2009 1.750% 08/22/2012	3133XUE41	50,000,000.00	CSFB		100.09	50,046,350.00	278,850.00	50,904.50	0.06	0.06	0.15
FHLB NOTES DTD 08/23/2011 0.220% 08/23/2012	313375FG7	25,000,000.00	DEUTSCHE		100.00	25,000,925.00	5,590.25	1,211.75	0.06	0.06	0.15
FHLMC GLOBAL REFERENCE NOTES DTD 08/06/2009 2.125% 09/21/2012	3137EACE7	25,000,000.00	BARCLAYS		100.27	25,068,525.00	(324,475.00)	48,280.00	0.14	0.14	0.15
FNMA NOTES DTD 08/30/2010 0.625% 09/24/2012	31398A3N0	25,000,000.00	CSFB		100.08	25,019,300.00	(71,600.00)	7,536.50	0.15	0.15	0.10
FHLMC NOTES (FLOATING) DTD 10/12/2010 0.280% 10/12/2012	3134G1WN0	25,000,000.00	GILFORD		100.03	25,006,600.00	4,100.00	6,600.00	0.00	0.20	0.14
FFCB NOTES DTD 11/02/2010 0.400% 11/02/2012	31331JY56	20,000,000.00	BARCLAYS		100.06	20,012,120.00	107,720.00	24,623.00	0.26	0.26	0.16
FHLMC NOTES DTD 10/08/2010 0.515% 11/26/2012	3134G1WT7	8,400,000.00	GILFORD		100.12	8,409,786.00	31,374.00	13,236.47	0.32	0.32	0.15
FHLMC NOTES DTD 10/08/2010 0.515% 11/26/2012	3134G1WT7	18,989,000.00	MORGANST		100.12	19,011,122.19	72,822.82	30,226.13	0.32	0.32	0.15
FHLB NOTES DTD 10/30/2009 1.746% 11/30/2012	3133XVMF5	25,000,000.00	MORGANST		100.52	25,130,950.00	(350,800.00)	49,864.00	0.33	0.33	0.17
FHLB BONDS DTD 11/04/2009 1.750% 12/14/2012	3133XVNT4	25,000,000.00	BARCLAYS		100.57	25,142,075.00	(74,175.00)	115,254.00	0.37	0.37	0.21
FHLB BONDS DTD 11/04/2009 1.750% 12/14/2012	3133XVNT4	25,000,000.00	GILFORD		100.57	25,142,075.00	102,575.00	137,141.25	0.37	0.37	0.21
FHLB BONDS DTD 11/04/2009 1.750% 12/14/2012	3133XVNT4	25,000,000.00	BARCLAYS		100.57	25,142,075.00	(423,175.00)	40,644.00	0.37	0.37	0.21
FFCB BONDS DTD 12/24/2009 1.625% 12/24/2012	31331JAB9	25,000,000.00	DIRECT		100.58	25,145,375.00	215,375.00	154,843.25	0.40	0.40	0.16



## Managed Account Fair Market Value & Analytics

For the Month Ending July 31, 2012

### SAN BERNARDINO COUNTY - 76990800

Security Type/Description Dated Date/Coupon/Maturity	CUSIP	Par	Broker	Next Call Date	Market Price	Market Value	Unreal G/L On Cost	Unreal G/L Amort Cost	Effective Duration	Duration to Worst at Mkt	YTM
<b>Federal Agency Bond / Note</b>											
FHLMC NOTES (FLOATING) DTD 01/10/2011 0.330% 01/10/2013	3134G1U69	25,000,000.00	STIFEL		100.08	25,018,875.00	8,675.00	14,172.00	0.00	0.45	0.17
FHLMC NOTES (FLOATING) DTD 01/10/2011 0.330% 01/10/2013	3134G1U69	50,000,000.00	UBS AG		100.08	50,037,750.00	57,950.00	50,209.50	0.00	0.45	0.17
FFCB NOTES (FLOATING) DTD 01/14/2011 0.310% 01/14/2013	31331J7K3	50,000,000.00	UBS AG		100.07	50,034,100.00	46,600.00	38,544.50	0.00	0.46	0.17
FHLB GLOBAL NOTES DTD 12/10/2009 1.500% 01/16/2013	3133XW7L7	25,000,000.00	MORGANST		100.60	25,149,200.00	(265,050.00)	59,089.25	0.46	0.46	0.20
FHLMC NOTES (FLOATING) DTD 01/24/2011 0.310% 01/24/2013	3134G1X90	25,000,000.00	UBS AG		100.07	25,017,900.00	35,550.00	20,178.00	0.00	0.49	0.17
FNMA GLOBAL BENCHMRK NOTES (EX-CALLABLE) DTD 02/18/2003 4.750% 02/21/2013	31359MOV8	20,000,000.00	CSFB		102.49	20,498,240.00	(1,032,560.00)	78,256.80	0.54	0.54	0.26
FFCB BONDS DTD 01/15/2010 1.750% 02/21/2013	31331JBV4	25,000,000.00	GILFORD		100.80	25,199,750.00	164,500.00	193,148.00	0.55	0.55	0.31
FNMA GLOBAL BENCHMRK NOTES (EX-CALLABLE) DTD 02/18/2003 4.750% 02/21/2013	31359MOV8	25,000,000.00	OPPENHIE		102.49	25,622,800.00	(1,431,575.00)	94,805.75	0.54	0.54	0.26
FHLMC NOTES DTD 02/04/2011 0.750% 03/28/2013	3137EACS6	25,000,000.00	BARCLAYS		100.34	25,085,450.00	203,700.00	122,060.50	0.66	0.66	0.23
FHLB BONDS (FLOATING) DTD 10/13/2011 0.340% 04/12/2013	313375ZY6	25,000,000.00	UBS AG		100.12	25,029,050.00	31,550.00	30,582.00	0.00	0.70	0.18
FFCB BONDS DTD 04/15/2010 1.875% 04/15/2013	31331JKS1	25,000,000.00	JPMCHASE		101.17	25,291,500.00	173,400.00	263,064.75	0.70	0.70	0.22
FFCB NOTES DTD 05/23/2011 0.600% 05/23/2013	31331KLR9	24,850,000.00	1ST TENN		100.27	24,916,374.35	273.35	33,093.49	0.81	0.81	0.27
FHLMC FLOATING NOTES DTD 06/17/2011 0.198% 06/17/2013	3134G2MJ8	50,000,000.00	BARCLAYS		100.10	50,048,950.00	99,545.00	69,704.00	0.08	0.88	0.09
FNMA GLOBAL NOTES DTD 05/21/2010 1.500% 06/26/2013	31398AT44	25,000,000.00	DEUTSCHE		101.16	25,290,700.00	(17,050.00)	173,953.00	0.90	0.90	0.21
FHLB NOTES DTD 11/08/2010 0.500% 06/26/2013	313371PM2	40,565,000.00	MORGANST		100.24	40,663,694.65	587,908.55	280,101.33	0.90	0.90	0.23
FHLB NOTES DTD 06/29/2012 0.250% 07/01/2013	313379YQ6	25,000,000.00	JPMCHASE		100.02	25,004,550.00	13,000.00	12,253.50	0.92	0.92	0.23



**Managed Account Fair Market Value & Analytics**

For the Month Ending **July 31, 2012**

**SAN BERNARDINO COUNTY - 76990800**

<b>Security Type/Description</b>	<b>Dated Date/Coupon/Maturity</b>	<b>CUSIP</b>	<b>Par</b>	<b>Broker</b>	<b>Next Call Date</b>	<b>Market Price</b>	<b>Market Value</b>	<b>Unreal G/L On Cost</b>	<b>Unreal G/L Amort Cost</b>	<b>Effective Duration</b>	<b>Duration to Worst at Mkt</b>	<b>YTM</b>
<b>Federal Agency Bond / Note</b>												
FHLMC GLOBAL REFERENCE NOTES DTD 07/18/2003 4.500% 07/15/2013		3134A4TZ7	25,000,000.00	BARCLAYS		104.11	26,028,175.00	(938,325.00)	105,969.75	0.94	0.94	0.19
FNMA GLOBAL NOTES (EX-CALLABLE) DTD 07/14/2003 4.375% 07/17/2013		31359MSL8	13,500,000.00	GILFORD		103.94	14,031,562.50	(575,707.50)	98,790.16	0.95	0.95	0.27
FNMA GLOBAL NOTES (EX-CALLABLE) DTD 07/14/2003 4.375% 07/17/2013		31359MSL8	19,950,000.00	BARCLAYS		103.94	20,735,531.25	(874,308.75)	139,811.20	0.95	0.95	0.27
FNMA NOTES DTD 06/17/2011 0.500% 08/09/2013		3135G0BR3	12,500,000.00	CSFB		100.27	12,534,200.00	57,075.00	45,416.50	1.02	1.02	0.23
FNMA NOTES DTD 06/17/2011 0.500% 08/09/2013		3135G0BR3	12,500,000.00	CSFB		100.27	12,534,200.00	55,075.00	44,435.62	1.02	1.02	0.23
FNMA NOTES DTD 07/09/2010 1.250% 08/20/2013		31398AX31	50,000,000.00	JPMCHASE		101.04	50,517,750.00	193,750.00	382,979.50	1.04	1.04	0.26
FNMA NOTES (CALLABLE) DTD 08/27/2010 1.000% 08/27/2013		3136FPCR6	10,390,000.00	LOOP CAP	08/27/12	100.05	10,395,527.48	9,683.48	7,027.17	0.07	0.08	0.95
FNMA NOTES (CALLABLE) DTD 08/27/2010 1.000% 08/27/2013		3136FPCR6	39,610,000.00	RBC CAP	08/27/12	100.05	39,631,072.52	32,955.52	25,360.30	0.07	0.08	0.95
FHLMC NOTES (FLOATING) DTD 09/01/2011 0.370% 09/03/2013		3134G2B50	25,000,000.00	UBS PW		100.18	25,045,675.00	58,425.00	50,464.75	0.00	1.09	0.21
FHLMC NOTES (FLOATING) DTD 09/12/2011 0.350% 09/12/2013		3134G2K43	25,000,000.00	UBS AG		100.16	25,040,375.00	58,125.00	48,107.25	0.00	1.12	0.21
FHLMC NOTES (FLOATING) DTD 09/12/2011 0.350% 09/12/2013		3134G2K43	25,000,000.00	JPMCHASE		100.16	25,040,375.00	53,875.00	48,488.50	0.00	1.12	0.21
FHLB NOTES TAP ISSUE DTD 08/09/2010 1.000% 09/13/2013		313370LB2	25,000,000.00	USBPJ		100.84	25,209,050.00	13,800.00	132,798.25	1.11	1.11	0.25
FHLB NOTES TAP ISSUE DTD 08/09/2010 1.000% 09/13/2013		313370LB2	25,000,000.00	CSFB		100.84	25,209,050.00	(52,700.00)	106,327.75	1.11	1.11	0.25
FHLB NOTES TAP ISSUE DTD 08/09/2010 1.000% 09/13/2013		313370LB2	25,000,000.00	RBC CAP		100.84	25,209,050.00	(52,725.00)	106,318.00	1.11	1.11	0.25
FHLB NOTES TAP ISSUE DTD 08/09/2010 1.000% 09/13/2013		313370LB2	25,000,000.00	BARCLAYS		100.84	25,209,050.00	(52,730.25)	106,315.75	1.11	1.11	0.25
FHLB NOTES TAP ISSUE DTD 08/09/2010 1.000% 09/13/2013		313370LB2	25,000,000.00	CSFB		100.84	25,209,050.00	49,575.00	145,832.00	1.11	1.11	0.25
FNMA NOTES (EX-CALLABLE) DTD 09/17/2010 1.125% 09/17/2013		31398A3L4	1,980,000.00	CITIGRP		100.90	1,997,917.02	18,016.02	17,954.46	1.12	1.12	0.32



**Managed Account Fair Market Value & Analytics**

For the Month Ending **July 31, 2012**

**SAN BERNARDINO COUNTY - 76990800**

<b>Security Type/Description</b>	<b>CUSIP</b>	<b>Par</b>	<b>Broker</b>	<b>Next Call Date</b>	<b>Market Price</b>	<b>Market Value</b>	<b>Unreal G/L On Cost</b>	<b>Unreal G/L Amort Cost</b>	<b>Effective Duration</b>	<b>Duration to Worst at Mkt</b>	<b>YTM</b>
<b>Federal Agency Bond / Note</b>											
FNMA NOTES (EX-CALLABLE) DTD 09/17/2010 1.125% 09/17/2013	31398A3L4	12,500,000.00	JPMCHASE		100.90	12,613,112.50	113,362.50	113,205.87	1.12	1.12	0.32
FNMA NOTES (EX-CALLABLE) DTD 09/17/2010 1.125% 09/17/2013	31398A3L4	12,500,000.00	JPMCHASE		100.90	12,613,112.50	113,362.50	113,205.87	1.12	1.12	0.32
FHLMC GLOBAL REFERENCE NOTES DTD 08/20/2008 4.125% 09/27/2013	3137EABS7	25,000,000.00	UBS AG		104.50	26,125,200.00	(1,092,300.00)	209,414.75	1.13	1.13	0.22
FHLMC GLOBAL REFERENCE NOTES DTD 08/20/2008 4.125% 09/27/2013	3137EABS7	25,000,000.00	UBS AG		104.50	26,125,200.00	(1,060,300.00)	217,135.25	1.13	1.13	0.22
FNMA NOTES DTD 08/02/2010 1.125% 09/30/2013	31398A2M3	25,000,000.00	BARCLAYS		101.02	25,256,000.00	214,750.00	240,140.25	1.16	1.16	0.25
FNMA NOTES (EX-CALLABLE) DTD 10/08/2010 1.125% 10/08/2013	31398A4H2	25,000,000.00	DEUTSCHE		101.04	25,260,375.00	260,375.00	260,375.00	1.18	1.18	0.25
FANNIE MAE (CALLABLE) GLOBAL NOTES DTD 10/25/2011 0.625% 10/25/2013	3135G0EU3	25,000,000.00	DEUTSCHE	10/25/12	100.06	25,016,000.00	21,000.00	19,098.00	0.25	0.24	0.57
FHLMC NOTES DTD 08/20/2010 0.875% 10/28/2013	3137EACL1	25,000,000.00	CSFB		100.78	25,193,750.00	290,074.25	232,056.00	1.23	1.23	0.25
FHLB NOTES DTD 11/09/2010 0.500% 12/13/2013	313371PU4	845,000.00	RBC CAP		100.18	846,501.57	19,331.07	9,717.73	1.36	1.36	0.37
FHLB NOTES DTD 11/09/2010 0.500% 12/13/2013	313371PU4	18,610,000.00	RBC CAP		100.18	18,643,069.97	425,740.97	214,020.02	1.36	1.36	0.37
FNMA NOTES DTD 11/01/2010 0.750% 12/18/2013	31398A5W8	5,545,000.00	RBC CAP		100.72	5,584,674.48	104,828.23	72,798.59	1.37	1.37	0.23
FNMA NOTES DTD 11/01/2010 0.750% 12/18/2013	31398A5W8	25,000,000.00	CITIGRP		100.72	25,178,875.00	360,875.00	260,976.25	1.37	1.37	0.23
FHLMC NOTES DTD 01/06/2011 1.375% 02/25/2014	3137EACR8	25,000,000.00	MORGANST		101.72	25,429,875.00	477,125.00	454,356.00	1.54	1.54	0.27
FNMA GLOBAL NOTES DTD 05/15/2009 2.500% 05/15/2014	31398AXJ6	25,000,000.00	BARCLAYS		103.95	25,986,275.00	(166,225.00)	158,001.25	1.75	1.75	0.29
FHLMC NOTES DTD 06/02/2011 1.000% 07/30/2014	3137EACU1	25,000,000.00	BARCLAYS		101.39	25,348,325.00	327,825.00	335,181.00	1.98	1.98	0.30
<b>FFCB NOTES (FLOAT)</b> <b>DTD 08/01/2012 0.280%</b> <b>08/01/2014</b>	<b>3133EAB49</b>	<b>50,000,000.00</b>	<b>JPMCHASE</b>		<b>99.94</b>	<b>49,970,100.00</b>	<b>(29,900.00)</b>	<b>(29,900.00)</b>	<b>0.00</b>	<b>2.00</b>	<b>0.31</b>



**Managed Account Fair Market Value & Analytics**

For the Month Ending **July 31, 2012**

**SAN BERNARDINO COUNTY - 76990800**

<b>Security Type/Description</b>	<b>Dated Date/Coupon/Maturity</b>	<b>CUSIP</b>	<b>Par</b>	<b>Broker</b>	<b>Next Call Date</b>	<b>Market Price</b>	<b>Market Value</b>	<b>Unreal G/L On Cost</b>	<b>Unreal G/L Amort Cost</b>	<b>Effective Duration</b>	<b>Duration to Worst at Mkt</b>	<b>YTM</b>
<b>Federal Agency Bond / Note</b>												
FHLMC NOTES (CALLABLE)	DTD 08/08/2011 1.100% 08/08/2014	3134G2TK8	25,000,000.00	CANTFITZ	08/08/12	100.01	25,003,150.00	9,400.00	7,379.75	0.02	0.02	1.09
FHLMC NOTES (CALLABLE)	DTD 08/08/2011 1.100% 08/08/2014	3134G2TK8	25,000,000.00	DEUTSCHE	08/08/12	100.01	25,003,150.00	9,400.00	7,379.75	0.02	0.02	1.09
FREDDIE MAC GLOBAL NOTES	DTD 07/26/2011 1.000% 08/20/2014	3134G2UA8	25,000,000.00	MORGANST		101.34	25,334,475.00	179,725.00	217,559.50	2.02	2.02	0.35
FREDDIE MAC GLOBAL NOTES	DTD 07/26/2011 1.000% 08/20/2014	3134G2UA8	25,000,000.00	MORGANST		101.34	25,334,475.00	38,475.00	56,424.50	2.02	2.02	0.35
FNMA NOTES (CALLABLE)	DTD 09/19/2011 0.700% 09/19/2014	3135G0DF7	25,000,000.00	LOOP CAP	09/19/12	100.05	25,011,425.00	13,300.00	12,767.50	0.14	0.14	0.68
FNMA NOTES (CALLABLE)	DTD 09/19/2011 0.700% 09/19/2014	3135G0DF7	50,000,000.00	DEUTSCHE	09/19/12	100.05	50,022,850.00	52,850.00	44,248.00	0.14	0.14	0.68
FREDDIE MAC GLOBAL NOTES	DTD 08/05/2011 0.750% 09/22/2014	3134G2WG3	55,000,000.00	BARCLAYS		100.93	55,510,950.00	428,450.00	451,547.80	2.12	2.12	0.31
FHLMC NOTES (CALLABLE)	DTD 10/17/2011 0.750% 10/17/2014	3134G2X98	25,000,000.00	GOLDMAN	10/17/12	100.09	25,023,050.00	59,300.00	49,848.50	0.45	0.21	0.71
FHLMC NOTES (CALLABLE)	DTD 10/17/2011 0.750% 10/17/2014	3134G2X98	25,000,000.00	MIZUHO	10/17/12	100.09	25,023,050.00	59,300.00	49,848.50	0.45	0.21	0.71
FANNIE MAE GLOBAL NOTES	DTD 09/27/2011 0.625% 10/30/2014	3135G0DW0	25,000,000.00	CSFB		100.67	25,167,900.00	200,400.00	193,652.25	2.23	2.23	0.33
FHLMC NOTES	DTD 12/16/2011 0.625% 12/29/2014	3137EADA4	25,000,000.00	BARCLAYS		100.68	25,170,200.00	40,200.00	61,879.25	2.39	2.39	0.34
FFCB NOTES	DTD 05/01/2012 0.500% 05/01/2015	3133EANJ3	25,000,000.00	MORGANST		100.26	25,064,950.00	100,675.00	97,748.25	2.73	2.73	0.40
<b>FNMA NOTES (CALLABLE)</b>	<b>DTD 08/07/2012 0.500%</b>	<b>3135G0NG4</b>	<b>50,000,000.00</b>	<b>JPMCHASE</b>	<b>08/07/13</b>	<b>99.90</b>	<b>49,947,550.00</b>	<b>(51,950.00)</b>	<b>(51,950.00)</b>	<b>1.91</b>	<b>2.97</b>	<b>0.54</b>
<b>08/07/2015</b>												
FNMA NOTES	DTD 01/18/2011 2.250% 03/15/2016	3135G0AL7	50,000,000.00	CANTFITZ		105.99	52,994,750.00	113,250.00	437,281.00	3.47	3.47	0.58
FNMA NOTES	DTD 01/18/2011 2.250% 03/15/2016	3135G0AL7	50,000,000.00	CANTFITZ		105.99	52,994,750.00	113,250.00	437,281.00	3.47	3.47	0.58
<b>Security Type Sub-Total</b>			<b>2,048,234,000.00</b>				<b>2,068,560,893.98</b>	<b>(1,949,592.99)</b>	<b>8,778,655.51</b>	<b>0.89</b>	<b>1.06</b>	<b>0.33</b>



**Managed Account Fair Market Value & Analytics**

For the Month Ending **July 31, 2012**

**SAN BERNARDINO COUNTY - 76990800**

<b>Security Type/Description</b>	<b>Dated Date/Coupon/Maturity</b>	<b>CUSIP</b>	<b>Par</b>	<b>Broker</b>	<b>Next Call Date</b>	<b>Market Price</b>	<b>Market Value</b>	<b>Unreal G/L On Cost</b>	<b>Unreal G/L Amort Cost</b>	<b>Effective Duration</b>	<b>Duration to Worst at Mkt</b>	<b>YTM</b>
<b>Commercial Paper</b>												
US BANK NA COMM PAPER	-- 0.000% 08/01/2012	9033E0H17	15,000,000.00	US BANK		100.00	14,999,940.00	190.00	(60.00)	0.00	0.00	0.14
GENERAL ELECTRIC CO COMM PAPER	-- 0.000% 08/01/2012	36960LH16	25,000,000.00	GE CO		100.00	24,999,900.00	3,025.00	(100.00)	0.00	0.00	0.14
BANK OF NOVA SCOTIA NY COMM PAPER	-- 0.000% 08/01/2012	06416JH14	25,000,000.00	BNS		100.00	24,999,900.00	566.67	(100.00)	0.00	0.00	0.14
BANK OF NOVA SCOTIA NY COMM PAPER	-- 0.000% 08/01/2012	06416JH14	50,000,000.00	BNS		100.00	49,999,800.00	800.00	(200.00)	0.00	0.00	0.14
US BANK NA COMM PAPER	-- 0.000% 08/01/2012	9033E0H17	50,000,000.00	US BANK		100.00	49,999,800.00	633.33	(200.00)	0.00	0.00	0.14
US BANK NA COMM PAPER	-- 0.000% 08/01/2012	9033E0H17	50,000,000.00	US BANK		100.00	49,999,800.00	633.33	(200.00)	0.00	0.00	0.14
US BANK NA COMM PAPER	-- 0.000% 08/01/2012	9033E0H17	50,000,000.00	US BANK		100.00	49,999,800.00	633.33	(200.00)	0.00	0.00	0.14
US BANK NA COMM PAPER	-- 0.000% 08/02/2012	9033E0H25	10,000,000.00	US BANK		100.00	9,999,920.00	20.00	(46.70)	0.01	0.01	0.14
GENERAL ELECTRIC CO COMM PAPER	-- 0.000% 08/09/2012	36960LH99	25,000,000.00	GE CO		100.00	24,999,075.00	338.89	(202.75)	0.02	0.02	0.15
GENERAL ELECTRIC CO COMM PAPER	-- 0.000% 08/15/2012	36960LHF5	25,000,000.00	GE CO		99.99	24,998,450.00	(105.56)	(286.00)	0.04	0.04	0.15
BANK OF NOVA SCOTIA NY COMM PAPER	-- 0.000% 09/04/2012	06416JJ46	25,000,000.00	BNS		99.98	24,995,525.00	(1,072.22)	(1,169.50)	0.10	0.10	0.18
GENERAL ELECTRIC CO COMM PAPER	-- 0.000% 09/04/2012	36960LJ48	50,000,000.00	GE CO		99.98	49,992,200.00	533.33	(716.50)	0.10	0.10	0.16
GENERAL ELEC CAP CORP COMM PAPER	-- 0.000% 09/17/2012	36959HJH1	25,000,000.00	GECC		99.98	24,995,475.00	4,016.67	370.75	0.13	0.13	0.14
GENERAL ELECTRIC CO COMM PAPER	-- 0.000% 09/27/2012	36960LJT3	25,000,000.00	GE CO		99.98	24,995,050.00	4,050.00	2,175.00	0.16	0.16	0.12
NORDEA NORTH AMERICA INC COMM PAPER	-- 0.000% 11/01/2012	6555P0L15	50,000,000.00	CSFB		99.94	49,969,900.00	(1,683.33)	(1,989.00)	0.25	0.25	0.23
<b>Security Type Sub-Total</b>			<b>500,000,000.00</b>				<b>499,944,535.00</b>	<b>12,579.44</b>	<b>(2,924.70)</b>	<b>0.06</b>	<b>0.06</b>	<b>0.16</b>





**Managed Account Fair Market Value & Analytics**

For the Month Ending **July 31, 2012**

**SAN BERNARDINO COUNTY - 76990800**

<b>Security Type/Description</b>	<b>Dated Date/Coupon/Maturity</b>	<b>CUSIP</b>	<b>Par</b>	<b>Broker</b>	<b>Next Call Date</b>	<b>Market Price</b>	<b>Market Value</b>	<b>Unreal G/L On Cost</b>	<b>Unreal G/L Amort Cost</b>	<b>Effective Duration</b>	<b>Duration to Worst at Mkt</b>	<b>YTM</b>
<b>Certificate of Deposit</b>												
SVENSKA HANDELSBANKEN NY CERT DEPOS	DTD 06/27/2012 0.180% 08/01/2012	86958CCY8	30,000,000.00	UBS AG		100.00	29,999,999.70	(0.30)	(0.30)	0.00	0.00	0.18
BANK OF MONTREAL CHICAGO CERT DEPOS	DTD 07/03/2012 0.160% 08/01/2012	06366VVU7	30,000,000.00	MORGANST		100.00	29,999,983.20	(16.80)	(16.80)	0.00	0.00	0.18
TORONTO DOMINION BANK NY CERT DEPOS	DTD 01/27/2012 0.280% 08/01/2012	89112XMV4	50,000,000.00	TOR DOM		100.00	50,000,140.00	140.00	140.00	0.00	0.00	0.18
BANK OF MONTREAL CHICAGO CERT DEPOS	DTD 07/17/2012 0.180% 08/07/2012	06366VYJ9	25,000,000.00	OTHER		100.00	24,999,968.75	(31.25)	(31.25)	0.02	0.02	0.19
BANK OF MONTREAL CHICAGO CERT DEPOS	DTD 07/26/2012 0.130% 08/08/2012	06366VZT6	25,000,000.00	1ST TENN		100.00	24,999,680.75	(319.25)	(319.25)	0.02	0.02	0.19
BANK OF MONTREAL CHICAGO CERT DEPOS	DTD 05/23/2012 0.210% 08/23/2012	06366VZW9	25,000,000.00	ICAP		99.99	24,997,809.00	(2,191.00)	(2,191.00)	0.10	0.10	0.22
SVENSKA HANDELSBANKEN NY CERT DEPOS	DTD 07/26/2012 0.130% 09/04/2012	86958CEX8	25,000,000.00	ICAP		100.00	24,999,388.50	(611.50)	(611.50)	0.10	0.10	0.22
<b>BANK OF MONTREAL CHICAGO CERT DEPOS</b>	<b>DTD 08/01/2012 0.150% 09/04/2012</b>	<b>06366VA48</b>	<b>25,000,000.00</b>	<b>MORGANST</b>		<b>99.99</b>	<b>24,998,190.75</b>	<b>(1,809.25)</b>	<b>(1,809.25)</b>	<b>0.10</b>	<b>0.10</b>	<b>0.22</b>
CBA AUSTRALIA CERT DEPOS	DTD 03/09/2012 0.320% 09/07/2012	20271EHT9	25,000,000.00	ICAP		100.01	25,002,467.50	2,467.50	2,467.50	0.10	0.10	0.23
BANK OF NOVA SCOTIA HOUSTON CERT DEPOS	DTD 12/28/2011 0.590% 09/20/2012	06417EUD3	50,000,000.00	BNS		100.05	50,023,855.00	23,855.00	23,855.00	0.14	0.14	0.25



**Managed Account Fair Market Value & Analytics**

For the Month Ending **July 31, 2012**

**SAN BERNARDINO COUNTY - 76990800**

<b>Security Type/Description</b>	<b>Dated Date/Coupon/Maturity</b>	<b>CUSIP</b>	<b>Par</b>	<b>Broker</b>	<b>Next Call Date</b>	<b>Market Price</b>	<b>Market Value</b>	<b>Unreal G/L On Cost</b>	<b>Unreal G/L Amort Cost</b>	<b>Effective Duration</b>	<b>Duration to Worst at Mkt</b>	<b>YTM</b>
<b>Certificate of Deposit</b>												
NORDEA BANK FINLAND NY CERT DEPOS DTD 05/01/2012 0.290% 09/28/2012		65557V4N8	40,000,000.00	BK AMER		100.00	40,001,412.00	(2,575.35)	(2,442.40)	0.16	0.16	0.27
SVENSKA HANDELSBANKEN CERT DEPOS DTD 07/02/2012 0.300% 10/01/2012		86958CDF8	50,000,000.00	RBC CAP		100.00	50,002,105.00	2,105.00	2,105.00	0.17	0.17	0.28
BANK OF NOVA SCOTIA HOUSTON CERT DEPOS DTD 01/12/2012 0.470% 10/12/2012		06417EWM1	25,000,000.00	ICAP		100.03	25,008,395.00	8,395.00	8,395.00	0.20	0.20	0.30
SVENSKA HANDELSBANKEN NY CERT DEPOS DTD 07/26/2012 0.290% 10/23/2012		86958CEQ3	50,000,000.00	RBC CAP		99.99	49,995,158.50	(4,841.50)	(4,841.50)	0.23	0.23	0.33
WESTPAC BANKING CORP NY CERT DEPOS DTD 05/10/2012 0.300% 11/01/2012		96121TMS4	25,000,000.00	ICAP		99.99	24,996,721.25	(3,278.75)	(3,278.75)	0.25	0.25	0.35
TORONTO DOMINION BANK NY CERT DEPOS DTD 11/14/2011 0.600% 11/14/2012		89112XEY7	50,000,000.00	TOR DOM		100.07	50,035,830.00	35,830.00	35,830.00	0.29	0.29	0.35
ROYAL BANK OF CANADA NY CERT DEPOS DTD 11/18/2011 0.690% 11/19/2012		78009NBW5	50,000,000.00	RBC CAP		100.10	50,051,090.00	51,090.00	51,090.00	0.30	0.30	0.36
CBA NY CERT DEPOS DTD 06/07/2012 0.380% 12/07/2012		20271EJA8	25,000,000.00	ICAP		100.01	25,001,555.00	1,555.00	1,555.00	0.35	0.35	0.36
ROYAL BANK OF CANADA NY CERT DEPOS DTD 12/12/2011 0.660% 12/12/2012		78009NCK0	50,000,000.00	RBC CAP		100.11	50,054,715.00	54,715.00	54,715.00	0.37	0.37	0.36
ROYAL BANK OF CANADA NY CERT DEPOS DTD 01/10/2012 0.650% 01/10/2013		78009NDH6	25,000,000.00	RBC CAP		100.12	25,031,080.00	31,080.00	31,080.00	0.44	0.44	0.37
CBA AUSTRALIA CERT DEPOS DTD 07/30/2012 0.280% 01/25/2013		20271EJD2	50,000,000.00	ICAP		99.95	49,975,688.50	(24,311.50)	(24,311.50)	0.49	0.49	0.38
ROYAL BANK OF CANADA NY CERT DEPOS DTD 01/27/2012 0.550% 01/28/2013		78009NDT0	25,000,000.00	RBC CAP		100.09	25,021,255.00	21,255.00	21,255.00	0.49	0.49	0.38
TORONTO DOMINION BANK NY CERT DEPOS DTD 06/20/2012 0.500% 06/21/2013		89112XA62	25,000,000.00	TOR DOM		100.13	25,033,700.00	33,700.00	33,700.00	0.89	0.89	0.35
<b>Security Type Sub-Total</b>			<b>850,000,000.00</b>				<b>850,230,413.40</b>	<b>225,095.12</b>	<b>225,339.00</b>	<b>0.22</b>	<b>0.22</b>	<b>0.28</b>



### Managed Account Fair Market Value & Analytics

For the Month Ending July 31, 2012

#### SAN BERNARDINO COUNTY - 76990800

Security Type/Description Dated Date/Coupon/Maturity	CUSIP	Par	Broker	Next Call Date	Market Price	Market Value	Unreal G/L On Cost	Unreal G/L Amort Cost	Effective Duration	Duration to Worst at Mkt	YTM
<b>Managed Account Sub-Total</b>		<b>4,034,234,000.00</b>				<b>4,060,507,062.71</b>	<b>(450,079.88)</b>	<b>11,342,996.89</b>	<b>0.69</b>	<b>0.77</b>	<b>0.27</b>
<b>Securities Sub-Total</b>		<b>\$4,034,234,000.00</b>				<b>\$4,060,507,062.71</b>	<b>(\$450,079.88)</b>	<b>\$11,342,996.89</b>	<b>0.69</b>	<b>0.77</b>	<b>0.28%</b>
<b>Accrued Interest</b>						<b>\$8,992,324.81</b>					
<b>Total Investments</b>						<b>\$4,069,499,387.52</b>					

Bolded items are forward settling trades.



## Managed Account Security Transactions & Interest

For the Month Ending July 31, 2012

SAN BERNARDINO COUNTY - 76990800

Transaction Type		Security Description	CUSIP	Par	Principal Proceeds	Accrued Interest	Total	Realized G/L Cost	Realized G/L Amort Cost	Sale Method
Trade	Settle									
<b>BUY</b>										
07/02/12	07/02/12	GOLDMAN SACHS & CO REPO AGRMT DTD 07/02/2012 0.190% 07/03/2012	RE0935743	50,000,000.00	(50,000,000.00)	0.00	(50,000,000.00)			
07/02/12	07/02/12	SVENSKA HANDELSBANKEN CERT DEPOS DTD 07/02/2012 0.300% 10/01/2012	86958CDF8	50,000,000.00	(50,000,000.00)	0.00	(50,000,000.00)			
07/02/12	07/02/12	RABOBANK USA FIN CORP COMM PAPER -- 0.000% 07/03/2012	74977KG37	50,000,000.00	(49,999,763.89)	0.00	(49,999,763.89)			
07/02/12	07/02/12	RABOBANK USA FIN CORP COMM PAPER -- 0.000% 07/03/2012	74977KG37	50,000,000.00	(49,999,763.89)	0.00	(49,999,763.89)			
07/02/12	07/02/12	RABOBANK USA FIN CORP COMM PAPER -- 0.000% 07/03/2012	74977KG37	50,000,000.00	(49,999,763.89)	0.00	(49,999,763.89)			
07/02/12	07/02/12	RABOBANK USA FIN CORP COMM PAPER -- 0.000% 07/03/2012	74977KG37	20,000,000.00	(19,999,905.56)	0.00	(19,999,905.56)			
07/02/12	07/02/12	GENERAL ELECTRIC CO COMM PAPER -- 0.000% 08/01/2012	36960LH16	25,000,000.00	(24,996,875.00)	0.00	(24,996,875.00)			
07/02/12	07/02/12	US BANK NA COMM PAPER -- 0.000% 07/03/2012	9033E0G34	50,000,000.00	(49,999,819.44)	0.00	(49,999,819.44)			
07/02/12	07/02/12	US BANK NA COMM PAPER -- 0.000% 07/03/2012	9033E0G34	50,000,000.00	(49,999,819.44)	0.00	(49,999,819.44)			
07/02/12	07/03/12	US TREASURY NOTES DTD 02/15/2011 1.250% 02/15/2014	912828OH6	50,000,000.00	(50,763,671.88)	(238,667.58)	(51,002,339.46)			
07/03/12	07/03/12	GOLDMAN SACHS & CO REPO AGRMT DTD 07/03/2012 0.190% 07/05/2012	RE0935750	50,000,000.00	(50,000,000.00)	0.00	(50,000,000.00)			
07/03/12	07/03/12	RABOBANK USA FIN CORP COMM PAPER -- 0.000% 07/05/2012	74977KG52	50,000,000.00	(49,999,527.78)	0.00	(49,999,527.78)			
07/03/12	07/03/12	RABOBANK USA FIN CORP COMM PAPER -- 0.000% 07/05/2012	74977KG52	50,000,000.00	(49,999,527.78)	0.00	(49,999,527.78)			



**Managed Account Security Transactions & Interest**

For the Month Ending **July 31, 2012**

**SAN BERNARDINO COUNTY - 76990800**

Transaction Type		Security Description	CUSIP	Par	Principal Proceeds	Accrued Interest	Total	Realized G/L Cost	Realized G/L Amort Cost	Sale Method
Trade	Settle									
<b>BUY</b>										
07/03/12	07/03/12	RABOBANK USA FIN CORP COMM PAPER -- 0.000% 07/05/2012	74977KG52	50,000,000.00	(49,999,527.78)	0.00	(49,999,527.78)			
07/03/12	07/03/12	BANK OF MONTREAL CHICAGO CERT DEPOS DTD 07/03/2012 0.160% 08/01/2012	06366VVU7	30,000,000.00	(30,000,000.00)	0.00	(30,000,000.00)			
07/03/12	07/03/12	US BANK NA COMM PAPER -- 0.000% 07/05/2012	9033E0G59	50,000,000.00	(49,999,666.67)	0.00	(49,999,666.67)			
07/05/12	07/05/12	GOLDMAN SACHS & CO REPO AGRMT DTD 07/05/2012 0.190% 07/06/2012	RE0935768	50,000,000.00	(50,000,000.00)	0.00	(50,000,000.00)			
07/05/12	07/05/12	RABOBANK USA FIN CORP COMM PAPER -- 0.000% 07/06/2012	74977KG60	50,000,000.00	(49,999,763.89)	0.00	(49,999,763.89)			
07/05/12	07/05/12	RABOBANK USA FIN CORP COMM PAPER -- 0.000% 07/06/2012	74977KG60	50,000,000.00	(49,999,763.89)	0.00	(49,999,763.89)			
07/05/12	07/05/12	RABOBANK USA FIN CORP COMM PAPER -- 0.000% 07/06/2012	74977KG60	50,000,000.00	(49,999,763.89)	0.00	(49,999,763.89)			
07/05/12	07/05/12	US BANK NA COMM PAPER -- 0.000% 07/06/2012	9033E0G67	50,000,000.00	(49,999,833.33)	0.00	(49,999,833.33)			
07/06/12	07/06/12	GOLDMAN SACHS & CO REPO AGRMT DTD 07/06/2012 0.190% 07/09/2012	RE0935784	100,000,000.00	(100,000,000.00)	0.00	(100,000,000.00)			
07/06/12	07/06/12	RABOBANK USA FIN CORP COMM PAPER -- 0.000% 07/09/2012	74977KG94	50,000,000.00	(49,999,291.67)	0.00	(49,999,291.67)			
07/06/12	07/06/12	RABOBANK USA FIN CORP COMM PAPER -- 0.000% 07/09/2012	74977KG94	50,000,000.00	(49,999,291.67)	0.00	(49,999,291.67)			
07/06/12	07/06/12	RABOBANK USA FIN CORP COMM PAPER -- 0.000% 07/09/2012	74977KG94	5,000,000.00	(4,999,929.17)	0.00	(4,999,929.17)			
07/06/12	07/06/12	US BANK NA COMM PAPER -- 0.000% 07/09/2012	9033E0G91	50,000,000.00	(49,999,500.00)	0.00	(49,999,500.00)			



## Managed Account Security Transactions & Interest

For the Month Ending July 31, 2012

SAN BERNARDINO COUNTY - 76990800

Transaction Type		Security Description	CUSIP	Par	Principal Proceeds	Accrued Interest	Total	Realized G/L Cost	Realized G/L Amort Cost	Sale Method
Trade	Settle									
<b>BUY</b>										
07/06/12	07/06/12	US BANK NA COMM PAPER -- 0.000% 07/09/2012	9033E0G91	50,000,000.00	(49,999,500.00)	0.00	(49,999,500.00)			
07/09/12	07/09/12	GOLDMAN SACHS & CO REPO AGRMT DTD 07/09/2012 0.140% 07/10/2012	RE0935792	100,000,000.00	(100,000,000.00)	0.00	(100,000,000.00)			
07/09/12	07/09/12	RABOBANK USA FIN CORP COMM PAPER -- 0.000% 07/10/2012	74977KGA1	50,000,000.00	(49,999,763.89)	0.00	(49,999,763.89)			
07/09/12	07/09/12	US BANK NA COMM PAPER -- 0.000% 07/10/2012	9033E0GA8	35,000,000.00	(34,999,883.33)	0.00	(34,999,883.33)			
07/09/12	07/09/12	RABOBANK USA FIN CORP COMM PAPER -- 0.000% 07/10/2012	74977KGA1	50,000,000.00	(49,999,763.89)	0.00	(49,999,763.89)			
07/09/12	07/09/12	RABOBANK USA FIN CORP COMM PAPER -- 0.000% 07/10/2012	74977KGA1	50,000,000.00	(49,999,763.89)	0.00	(49,999,763.89)			
07/10/12	07/10/12	RABOBANK USA FIN CORP COMM PAPER -- 0.000% 07/11/2012	74977KGB9	50,000,000.00	(49,999,763.89)	0.00	(49,999,763.89)			
07/10/12	07/10/12	RABOBANK USA FIN CORP COMM PAPER -- 0.000% 07/11/2012	74977KGB9	50,000,000.00	(49,999,763.89)	0.00	(49,999,763.89)			
07/10/12	07/10/12	RABOBANK USA FIN CORP COMM PAPER -- 0.000% 07/11/2012	74977KGB9	15,000,000.00	(14,999,929.17)	0.00	(14,999,929.17)			
07/10/12	07/10/12	RABOBANK USA FIN CORP COMM PAPER -- 0.000% 07/11/2012	74977KGB9	50,000,000.00	(49,999,763.89)	0.00	(49,999,763.89)			
07/10/12	07/10/12	BANK OF MONTREAL CHICAGO CERT DEPOS DTD 07/10/2012 0.190% 07/24/2012	06366VWS1	50,000,000.00	(50,000,000.00)	0.00	(50,000,000.00)			
07/10/12	07/10/12	US BANK NA COMM PAPER -- 0.000% 07/11/2012	9033E0GB6	20,000,000.00	(19,999,938.89)	0.00	(19,999,938.89)			
07/10/12	07/10/12	GOLDMAN SACHS & CO REPO AGRMT DTD 07/10/2012 0.140% 07/11/2012	RE0935800	100,000,000.00	(100,000,000.00)	0.00	(100,000,000.00)			



**Managed Account Security Transactions & Interest**

For the Month Ending **July 31, 2012**

**SAN BERNARDINO COUNTY - 76990800**

Transaction Type		Security Description	CUSIP	Par	Principal Proceeds	Accrued Interest	Total	Realized G/L Cost	Realized G/L Amort Cost	Sale Method
Trade	Settle									
<b>BUY</b>										
07/11/12	07/11/12	BANK OF NOVA SCOTIA NY COMM PAPER -- 0.000% 07/12/2012	06416JGC1	25,000,000.00	(24,999,902.78)	0.00	(24,999,902.78)			
07/11/12	07/11/12	RABOBANK USA FIN CORP COMM PAPER -- 0.000% 07/12/2012	74977KGC7	50,000,000.00	(49,999,763.89)	0.00	(49,999,763.89)			
07/11/12	07/11/12	RABOBANK USA FIN CORP COMM PAPER -- 0.000% 07/12/2012	74977KGC7	50,000,000.00	(49,999,763.89)	0.00	(49,999,763.89)			
07/11/12	07/11/12	RABOBANK USA FIN CORP COMM PAPER -- 0.000% 07/12/2012	74977KGC7	50,000,000.00	(49,999,763.89)	0.00	(49,999,763.89)			
07/11/12	07/11/12	RABOBANK USA FIN CORP COMM PAPER -- 0.000% 07/12/2012	74977KGC7	15,000,000.00	(14,999,929.17)	0.00	(14,999,929.17)			
07/11/12	07/11/12	GOLDMAN SACHS & CO REPO AGRMT DTD 07/11/2012 0.130% 07/12/2012	RE0935826	100,000,000.00	(100,000,000.00)	0.00	(100,000,000.00)			
07/12/12	07/12/12	GOLDMAN SACHS & CO REPO AGRMT DTD 07/12/2012 0.180% 07/13/2012	RE0935834	100,000,000.00	(100,000,000.00)	0.00	(100,000,000.00)			
07/12/12	07/12/12	BANK OF NOVA SCOTIA NY COMM PAPER -- 0.000% 07/13/2012	06416JGD9	45,000,000.00	(44,999,824.95)	0.00	(44,999,824.95)			
07/12/12	07/12/12	RABOBANK USA FIN CORP COMM PAPER -- 0.000% 07/13/2012	74977KGD5	15,000,000.00	(14,999,929.17)	0.00	(14,999,929.17)			
07/12/12	07/12/12	RABOBANK USA FIN CORP COMM PAPER -- 0.000% 07/13/2012	74977KGD5	50,000,000.00	(49,999,763.89)	0.00	(49,999,763.89)			
07/12/12	07/12/12	RABOBANK USA FIN CORP COMM PAPER -- 0.000% 07/13/2012	74977KGD5	50,000,000.00	(49,999,763.89)	0.00	(49,999,763.89)			
07/12/12	07/12/12	RABOBANK USA FIN CORP COMM PAPER -- 0.000% 07/13/2012	74977KGD5	50,000,000.00	(49,999,763.89)	0.00	(49,999,763.89)			



**Managed Account Security Transactions & Interest**

For the Month Ending **July 31, 2012**

**SAN BERNARDINO COUNTY - 76990800**

Transaction Type		Security Description	CUSIP	Par	Principal Proceeds	Accrued Interest	Total	Realized G/L Cost	Realized G/L Amort Cost	Sale Method
Trade	Settle									
<b>BUY</b>										
07/13/12	07/13/12	GOLDMAN SACHS & CO REPO AGRMT DTD 07/13/2012 0.150% 07/16/2012	RE0935842	100,000,000.00	(100,000,000.00)	0.00	(100,000,000.00)			
07/13/12	07/13/12	RABOBANK USA FIN CORP COMM PAPER -- 0.000% 07/16/2012	74977KGG8	50,000,000.00	(49,999,291.67)	0.00	(49,999,291.67)			
07/13/12	07/13/12	RABOBANK USA FIN CORP COMM PAPER -- 0.000% 07/16/2012	74977KGG8	50,000,000.00	(49,999,291.67)	0.00	(49,999,291.67)			
07/13/12	07/13/12	RABOBANK USA FIN CORP COMM PAPER -- 0.000% 07/16/2012	74977KGG8	50,000,000.00	(49,999,291.67)	0.00	(49,999,291.67)			
07/13/12	07/13/12	RABOBANK USA FIN CORP COMM PAPER -- 0.000% 07/16/2012	74977KGG8	15,000,000.00	(14,999,787.50)	0.00	(14,999,787.50)			
07/13/12	07/13/12	BANK OF NOVA SCOTIA NY COMM PAPER -- 0.000% 07/16/2012	06416JGG2	10,000,000.00	(9,999,883.33)	0.00	(9,999,883.33)			
07/13/12	07/13/12	BANK OF NOVA SCOTIA NY COMM PAPER -- 0.000% 07/16/2012	06416JGG2	50,000,000.00	(49,999,416.67)	0.00	(49,999,416.67)			
07/16/12	07/16/12	RABOBANK USA FIN CORP COMM PAPER -- 0.000% 07/17/2012	74977KGG6	50,000,000.00	(49,999,763.89)	0.00	(49,999,763.89)			
07/16/12	07/16/12	RABOBANK USA FIN CORP COMM PAPER -- 0.000% 07/17/2012	74977KGG6	50,000,000.00	(49,999,763.89)	0.00	(49,999,763.89)			
07/16/12	07/16/12	RABOBANK USA FIN CORP COMM PAPER -- 0.000% 07/17/2012	74977KGG6	15,000,000.00	(14,999,929.17)	0.00	(14,999,929.17)			





## Managed Account Security Transactions & Interest

For the Month Ending July 31, 2012

SAN BERNARDINO COUNTY - 76990800

Transaction Type		Security Description	CUSIP	Par	Principal Proceeds	Accrued Interest	Total	Realized G/L Cost	Realized G/L Amort Cost	Sale Method
Trade	Settle									
<b>BUY</b>										
07/16/12	07/16/12	BANK OF NOVA SCOTIA NY COMM PAPER -- 0.000% 07/17/2012	06416JGH0	45,000,000.00	(44,999,825.00)	0.00	(44,999,825.00)			
07/16/12	07/16/12	GOLDMAN SACHS & CO REPO AGRMT DTD 07/16/2012 0.170% 07/17/2012	RE0857152	100,000,000.00	(100,000,000.00)	0.00	(100,000,000.00)			
07/17/12	07/17/12	GOLDMAN SACHS & CO REPO AGRMT DTD 07/17/2012 0.150% 07/18/2012	RE0857160	100,000,000.00	(100,000,000.00)	0.00	(100,000,000.00)			
07/17/12	07/17/12	RABOBANK USA FIN CORP COMM PAPER -- 0.000% 07/18/2012	74977KGJ2	50,000,000.00	(49,999,763.89)	0.00	(49,999,763.89)			
07/17/12	07/17/12	RABOBANK USA FIN CORP COMM PAPER -- 0.000% 07/18/2012	74977KGJ2	10,000,000.00	(9,999,952.78)	0.00	(9,999,952.78)			
07/17/12	07/17/12	RABOBANK USA FIN CORP COMM PAPER -- 0.000% 07/18/2012	74977KGJ2	50,000,000.00	(49,999,763.89)	0.00	(49,999,763.89)			
07/17/12	07/17/12	RABOBANK USA FIN CORP COMM PAPER -- 0.000% 07/18/2012	74977KGJ2	50,000,000.00	(49,999,763.89)	0.00	(49,999,763.89)			
07/17/12	07/17/12	BANK OF NOVA SCOTIA NY COMM PAPER -- 0.000% 07/18/2012	06416JGJ6	5,000,000.00	(4,999,980.56)	0.00	(4,999,980.56)			
07/17/12	07/17/12	GENERAL ELECTRIC CO COMM PAPER -- 0.000% 09/27/2012	36960LJT3	25,000,000.00	(24,991,000.00)	0.00	(24,991,000.00)			
07/17/12	07/17/12	BANK OF MONTREAL CHICAGO CERT DEPOS DTD 07/17/2012 0.180% 08/07/2012	06366VYJ9	25,000,000.00	(25,000,000.00)	0.00	(25,000,000.00)			
07/18/12	07/18/12	GOLDMAN SACHS & CO REPO AGRMT DTD 07/18/2012 0.120% 07/19/2012	RE0857186	100,000,000.00	(100,000,000.00)	0.00	(100,000,000.00)			
07/18/12	07/18/12	US BANK NA COMM PAPER -- 0.000% 07/19/2012	9033E0GK6	20,000,000.00	(19,999,933.33)	0.00	(19,999,933.33)			
07/18/12	07/18/12	US BANK NA COMM PAPER -- 0.000% 07/19/2012	9033E0GK6	50,000,000.00	(49,999,833.33)	0.00	(49,999,833.33)			



**Managed Account Security Transactions & Interest**

For the Month Ending **July 31, 2012**

**SAN BERNARDINO COUNTY - 76990800**

Transaction Type		Security Description	CUSIP	Par	Principal Proceeds	Accrued Interest	Total	Realized G/L Cost	Realized G/L Amort Cost	Sale Method
Trade	Settle									
<b>BUY</b>										
07/18/12	07/18/12	US BANK NA COMM PAPER -- 0.000% 07/19/2012	9033E0GK6	50,000,000.00	(49,999,833.33)	0.00	(49,999,833.33)			
07/18/12	07/18/12	BANK OF NOVA SCOTIA NY COMM PAPER -- 0.000% 07/19/2012	06416JGK3	50,000,000.00	(49,999,805.56)	0.00	(49,999,805.56)			
07/19/12	07/19/12	GOLDMAN SACHS & CO REPO AGRMT DTD 07/19/2012 0.060% 07/20/2012	RE0857194	50,000,000.00	(50,000,000.00)	0.00	(50,000,000.00)			
07/19/12	07/19/12	RABOBANK USA FIN CORP COMM PAPER -- 0.000% 07/20/2012	74977KGL7	50,000,000.00	(49,999,847.22)	0.00	(49,999,847.22)			
07/19/12	07/19/12	US BANK NA COMM PAPER -- 0.000% 07/20/2012	9033E0GL4	50,000,000.00	(49,999,847.22)	0.00	(49,999,847.22)			
07/19/12	07/19/12	RABOBANK USA FIN CORP COMM PAPER -- 0.000% 07/20/2012	74977KGL7	25,000,000.00	(24,999,923.61)	0.00	(24,999,923.61)			
07/19/12	07/19/12	RABOBANK USA FIN CORP COMM PAPER -- 0.000% 07/20/2012	74977KGL7	50,000,000.00	(49,999,847.22)	0.00	(49,999,847.22)			
07/19/12	07/19/12	US BANK NA COMM PAPER -- 0.000% 07/20/2012	9033E0GL4	50,000,000.00	(49,999,847.22)	0.00	(49,999,847.22)			
07/19/12	07/19/12	US BANK NA COMM PAPER -- 0.000% 07/20/2012	9033E0GL4	20,000,000.00	(19,999,938.89)	0.00	(19,999,938.89)			
07/20/12	07/20/12	RABOBANK USA FIN CORP COMM PAPER -- 0.000% 07/23/2012	74977KGP8	50,000,000.00	(49,999,541.67)	0.00	(49,999,541.67)			
07/20/12	07/20/12	RABOBANK USA FIN CORP COMM PAPER -- 0.000% 07/23/2012	74977KGP8	5,000,000.00	(4,999,954.17)	0.00	(4,999,954.17)			
07/20/12	07/20/12	RABOBANK USA FIN CORP COMM PAPER -- 0.000% 07/23/2012	74977KGP8	50,000,000.00	(49,999,541.67)	0.00	(49,999,541.67)			
07/20/12	07/20/12	RABOBANK USA FIN CORP COMM PAPER -- 0.000% 07/23/2012	74977KGP8	50,000,000.00	(49,999,541.67)	0.00	(49,999,541.67)			



## Managed Account Security Transactions & Interest

For the Month Ending July 31, 2012

SAN BERNARDINO COUNTY - 76990800

Transaction Type		Security Description	CUSIP	Par	Principal Proceeds	Accrued Interest	Total	Realized G/L Cost	Realized G/L Amort Cost	Sale Method
Trade	Settle									
<b>BUY</b>										
07/20/12	07/20/12	US BANK NA COMM PAPER -- 0.000% 07/23/2012	9033E0GP5	50,000,000.00	(49,999,541.67)	0.00	(49,999,541.67)			
07/20/12	07/20/12	US BANK NA COMM PAPER -- 0.000% 07/23/2012	9033E0GP5	5,000,000.00	(4,999,954.17)	0.00	(4,999,954.17)			
07/20/12	07/20/12	GOLDMAN SACHS & CO REPO AGRMT DTD 07/20/2012 0.080% 07/23/2012	RE0857202	50,000,000.00	(50,000,000.00)	0.00	(50,000,000.00)			
07/20/12	07/20/12	US BANK NA COMM PAPER -- 0.000% 07/23/2012	9033E0GP5	50,000,000.00	(49,999,541.67)	0.00	(49,999,541.67)			
07/20/12	07/20/12	US BANK NA COMM PAPER -- 0.000% 07/23/2012	9033E0GP5	50,000,000.00	(49,999,541.67)	0.00	(49,999,541.67)			
07/23/12	07/23/12	GOLDMAN SACHS & CO REPO AGRMT DTD 07/23/2012 0.090% 07/24/2012	RE0935867	50,000,000.00	(50,000,000.00)	0.00	(50,000,000.00)			
07/23/12	07/23/12	US BANK NA COMM PAPER -- 0.000% 07/24/2012	9033E0GO3	50,000,000.00	(49,999,847.22)	0.00	(49,999,847.22)			
07/23/12	07/23/12	US BANK NA COMM PAPER -- 0.000% 07/24/2012	9033E0GO3	50,000,000.00	(49,999,847.22)	0.00	(49,999,847.22)			
07/23/12	07/23/12	US BANK NA COMM PAPER -- 0.000% 07/24/2012	9033E0GO3	50,000,000.00	(49,999,847.22)	0.00	(49,999,847.22)			
07/23/12	07/23/12	RABOBANK USA FIN CORP COMM PAPER -- 0.000% 07/24/2012	74977KGO6	50,000,000.00	(49,999,847.22)	0.00	(49,999,847.22)			
07/23/12	07/23/12	RABOBANK USA FIN CORP COMM PAPER -- 0.000% 07/24/2012	74977KGO6	5,000,000.00	(4,999,984.72)	0.00	(4,999,984.72)			
07/23/12	07/23/12	RABOBANK USA FIN CORP COMM PAPER -- 0.000% 07/24/2012	74977KGO6	50,000,000.00	(49,999,847.22)	0.00	(49,999,847.22)			
07/23/12	07/23/12	RABOBANK USA FIN CORP COMM PAPER -- 0.000% 07/24/2012	74977KGO6	50,000,000.00	(49,999,847.22)	0.00	(49,999,847.22)			
07/24/12	07/24/12	GOLDMAN SACHS & CO REPO AGRMT DTD 07/24/2012 0.140% 07/25/2012	RE0935875	50,000,000.00	(50,000,000.00)	0.00	(50,000,000.00)			
07/24/12	07/24/12	US BANK NA COMM PAPER -- 0.000% 07/25/2012	9033E0GR1	50,000,000.00	(49,999,833.33)	0.00	(49,999,833.33)			



**Managed Account Security Transactions & Interest**

For the Month Ending **July 31, 2012**

**SAN BERNARDINO COUNTY - 76990800**

Transaction Type		Security Description	CUSIP	Par	Principal Proceeds	Accrued Interest	Total	Realized G/L Cost	Realized G/L Amort Cost	Sale Method
Trade	Settle									
<b>BUY</b>										
07/24/12	07/24/12	US BANK NA COMM PAPER -- 0.000% 07/25/2012	9033E0GR1	50,000,000.00	(49,999,833.33)	0.00	(49,999,833.33)			
07/24/12	07/24/12	RABOBANK USA FIN CORP COMM PAPER -- 0.000% 07/25/2012	74977KGR4	50,000,000.00	(49,999,833.33)	0.00	(49,999,833.33)			
07/24/12	07/24/12	RABOBANK USA FIN CORP COMM PAPER -- 0.000% 07/25/2012	74977KGR4	50,000,000.00	(49,999,833.33)	0.00	(49,999,833.33)			
07/24/12	07/24/12	RABOBANK USA FIN CORP COMM PAPER -- 0.000% 07/25/2012	74977KGR4	4,000,000.00	(3,999,986.67)	0.00	(3,999,986.67)			
07/24/12	07/24/12	US BANK NA COMM PAPER -- 0.000% 07/25/2012	9033E0GR1	50,000,000.00	(49,999,833.33)	0.00	(49,999,833.33)			
07/24/12	07/24/12	BANK OF NOVA SCOTIA NY COMM PAPER -- 0.000% 08/01/2012	06416JH14	25,000,000.00	(24,999,333.33)	0.00	(24,999,333.33)			
07/25/12	07/25/12	US BANK NA COMM PAPER -- 0.000% 07/26/2012	9033E0GS9	50,000,000.00	(49,999,833.33)	0.00	(49,999,833.33)			
07/25/12	07/25/12	US BANK NA COMM PAPER -- 0.000% 07/26/2012	9033E0GS9	50,000,000.00	(49,999,833.33)	0.00	(49,999,833.33)			
07/25/12	07/25/12	GOLDMAN SACHS & CO REPO AGRMT DTD 07/25/2012 0.150% 07/26/2012	RE0935883	50,000,000.00	(50,000,000.00)	0.00	(50,000,000.00)			
07/25/12	07/25/12	GOLDMAN FS GOVERNMENT MM FUND	38141W273	5,000,000.00	(5,000,000.00)	0.00	(5,000,000.00)			
07/25/12	07/25/12	US BANK NA COMM PAPER -- 0.000% 07/26/2012	9033E0GS9	3,000,000.00	(2,999,990.00)	0.00	(2,999,990.00)			
07/25/12	07/25/12	RABOBANK USA FIN CORP COMM PAPER -- 0.000% 07/26/2012	74977KGS2	30,000,000.00	(29,999,891.67)	0.00	(29,999,891.67)			
07/25/12	07/25/12	RABOBANK USA FIN CORP COMM PAPER -- 0.000% 07/26/2012	74977KGS2	50,000,000.00	(49,999,819.44)	0.00	(49,999,819.44)			
07/25/12	07/25/12	RABOBANK USA FIN CORP COMM PAPER -- 0.000% 07/26/2012	74977KGS2	25,000,000.00	(24,999,909.72)	0.00	(24,999,909.72)			



**Managed Account Security Transactions & Interest**

For the Month Ending **July 31, 2012**

**SAN BERNARDINO COUNTY - 76990800**

Transaction Type		Security Description	CUSIP	Par	Principal Proceeds	Accrued Interest	Total	Realized G/L Cost	Realized G/L Amort Cost	Sale Method
Trade	Settle									
<b>BUY</b>										
07/25/12	07/25/12	RABOBANK USA FIN CORP COMM PAPER -- 0.000% 07/26/2012	74977KGS2	50,000,000.00	(49,999,819.44)	0.00	(49,999,819.44)			
07/25/12	07/26/12	BANK OF MONTREAL CHICAGO CERT DEPOS DTD 07/26/2012 0.130% 08/08/2012	06366VZT6	25,000,000.00	(25,000,000.00)	0.00	(25,000,000.00)			
07/26/12	07/26/12	RABOBANK USA FIN CORP COMM PAPER -- 0.000% 07/27/2012	74977KGT0	15,000,000.00	(14,999,958.33)	0.00	(14,999,958.33)			
07/26/12	07/26/12	GOLDMAN SACHS & CO REPO AGRMT DTD 07/26/2012 0.120% 07/27/2012	RE0935891	50,000,000.00	(50,000,000.00)	0.00	(50,000,000.00)			
07/26/12	07/26/12	GENERAL ELECTRIC CO COMM PAPER -- 0.000% 08/09/2012	36960LH99	25,000,000.00	(24,998,736.11)	0.00	(24,998,736.11)			
07/26/12	07/26/12	RABOBANK USA FIN CORP COMM PAPER -- 0.000% 07/27/2012	74977KGT0	50,000,000.00	(49,999,861.11)	0.00	(49,999,861.11)			
07/26/12	07/26/12	RABOBANK USA FIN CORP COMM PAPER -- 0.000% 07/27/2012	74977KGT0	50,000,000.00	(49,999,861.11)	0.00	(49,999,861.11)			
07/26/12	07/26/12	RABOBANK USA FIN CORP COMM PAPER -- 0.000% 07/27/2012	74977KGT0	50,000,000.00	(49,999,861.11)	0.00	(49,999,861.11)			
07/26/12	07/26/12	BANK OF MONTREAL CHICAGO CERT DEPOS DTD 07/26/2012 0.130% 09/04/2012	06366VZW9	25,000,000.00	(25,000,000.00)	0.00	(25,000,000.00)			
07/26/12	07/26/12	US BANK NA COMM PAPER -- 0.000% 07/27/2012	9033E0GT7	50,000,000.00	(49,999,833.33)	0.00	(49,999,833.33)			
07/26/12	07/26/12	US BANK NA COMM PAPER -- 0.000% 07/27/2012	9033E0GT7	50,000,000.00	(49,999,833.33)	0.00	(49,999,833.33)			
07/26/12	07/26/12	US BANK NA COMM PAPER -- 0.000% 07/27/2012	9033E0GT7	20,000,000.00	(19,999,933.33)	0.00	(19,999,933.33)			
07/26/12	07/26/12	SVENSKA HANDELSBANKEN NY CERT DEPOS DTD 07/26/2012 0.290% 10/23/2012	86958CEQ3	50,000,000.00	(50,000,000.00)	0.00	(50,000,000.00)			



## Managed Account Security Transactions & Interest

For the Month Ending July 31, 2012

SAN BERNARDINO COUNTY - 76990800

Transaction Type		Security Description	CUSIP	Par	Principal Proceeds	Accrued Interest	Total	Realized G/L Cost	Realized G/L Amort Cost	Sale Method
Trade	Settle									
<b>BUY</b>										
07/26/12	07/26/12	GENERAL ELECTRIC CO COMM PAPER -- 0.000% 09/04/2012	36960LJ48	50,000,000.00	(49,991,666.67)	0.00	(49,991,666.67)			
07/26/12	07/26/12	BANK OF NOVA SCOTIA NY COMM PAPER -- 0.000% 08/01/2012	06416JH14	50,000,000.00	(49,999,000.00)	0.00	(49,999,000.00)			
07/26/12	07/30/12	CBA AUSTRALIA CERT DEPOS DTD 07/30/2012 0.280% 01/25/2013	20271EJD2	50,000,000.00	(50,000,000.00)	0.00	(50,000,000.00)			
07/27/12	07/27/12	GOLDMAN FS GOVERNMENT MM FUND	38141W273	50,000,000.00	(50,000,000.00)	0.00	(50,000,000.00)			
07/27/12	07/27/12	RABOBANK USA FIN CORP COMM PAPER -- 0.000% 07/30/2012	74977KGW3	50,000,000.00	(49,999,625.00)	0.00	(49,999,625.00)			
07/27/12	07/27/12	RABOBANK USA FIN CORP COMM PAPER -- 0.000% 07/30/2012	74977KGW3	25,000,000.00	(24,999,812.50)	0.00	(24,999,812.50)			
07/27/12	07/27/12	RABOBANK USA FIN CORP COMM PAPER -- 0.000% 07/30/2012	74977KGW3	50,000,000.00	(49,999,625.00)	0.00	(49,999,625.00)			
07/27/12	07/27/12	RABOBANK USA FIN CORP COMM PAPER -- 0.000% 07/30/2012	74977KGW3	15,000,000.00	(14,999,887.50)	0.00	(14,999,887.50)			
07/27/12	07/27/12	US BANK NA COMM PAPER -- 0.000% 08/01/2012	9033E0H17	50,000,000.00	(49,999,166.67)	0.00	(49,999,166.67)			
07/27/12	07/27/12	US BANK NA COMM PAPER -- 0.000% 08/01/2012	9033E0H17	15,000,000.00	(14,999,750.00)	0.00	(14,999,750.00)			
07/27/12	07/27/12	US BANK NA COMM PAPER -- 0.000% 08/01/2012	9033E0H17	50,000,000.00	(49,999,166.67)	0.00	(49,999,166.67)			
07/27/12	07/27/12	US BANK NA COMM PAPER -- 0.000% 08/01/2012	9033E0H17	50,000,000.00	(49,999,166.67)	0.00	(49,999,166.67)			
07/27/12	07/27/12	GOLDMAN SACHS & CO REPO AGRMT DTD 07/27/2012 0.120% 07/30/2012	RE0935917	50,000,000.00	(50,000,000.00)	0.00	(50,000,000.00)			
07/27/12	07/30/12	BANK OF MONTREAL CHICAGO CERT DEPOS DTD 05/23/2012 0.210% 08/23/2012	06366VND4	50,000,000.00	(50,001,330.93)	(19,833.33)	(50,021,164.26)			



**Managed Account Security Transactions & Interest**

For the Month Ending **July 31, 2012**

**SAN BERNARDINO COUNTY - 76990800**

Transaction Type		Security Description	CUSIP	Par	Principal Proceeds	Accrued Interest	Total	Realized G/L Cost	Realized G/L Amort Cost	Sale Method
Trade	Settle									
<b>BUY</b>										
07/30/12	07/30/12	RABOBANK USA FIN CORP COMM PAPER -- 0.000% 07/31/2012	74977KGX1	25,000,000.00	(24,999,937.50)	0.00	(24,999,937.50)			
07/30/12	07/30/12	RABOBANK USA FIN CORP COMM PAPER -- 0.000% 07/31/2012	74977KGX1	50,000,000.00	(49,999,875.00)	0.00	(49,999,875.00)			
07/30/12	07/30/12	RABOBANK USA FIN CORP COMM PAPER -- 0.000% 07/31/2012	74977KGX1	50,000,000.00	(49,999,875.00)	0.00	(49,999,875.00)			
07/30/12	07/30/12	RABOBANK USA FIN CORP COMM PAPER -- 0.000% 07/31/2012	74977KGX1	50,000,000.00	(49,999,875.00)	0.00	(49,999,875.00)			
07/30/12	07/30/12	GOLDMAN SACHS & CO REPO AGRMT DTD 07/30/2012 0.120% 07/31/2012	RE0935925	50,000,000.00	(50,000,000.00)	0.00	(50,000,000.00)			
07/30/12	07/30/12	US BANK NA COMM PAPER -- 0.000% 08/02/2012	9033E0H25	10,000,000.00	(9,999,900.00)	0.00	(9,999,900.00)			
07/30/12	07/30/12	GOLDMAN FS GOVERNMENT MM FUND	38141W273	50,000,000.00	(50,000,000.00)	0.00	(50,000,000.00)			
07/30/12	07/30/12	FIDELITY GOV'T MM FUND 57	316175108	38,000,000.00	(38,000,000.00)	0.00	(38,000,000.00)			
07/30/12	07/30/12	GENERAL ELECTRIC CO COMM PAPER -- 0.000% 08/15/2012	36960LHF5	25,000,000.00	(24,998,555.56)	0.00	(24,998,555.56)			
07/30/12	07/30/12	NORDEA BANK FINLAND NY CERT DEPOS DTD 05/01/2012 0.290% 09/28/2012	65557V4N8	40,000,000.00	(40,003,987.35)	(29,000.00)	(40,032,987.35)			
07/30/12	07/31/12	US TREASURY BILL -- 0.000% 10/18/2012	9127955G2	25,000,000.00	(24,994,733.33)	0.00	(24,994,733.33)			
<b>07/30/12</b>	<b>08/01/12</b>	<b>FFCB NOTES (FLOAT) DTD 08/01/2012 0.280% 08/01/2014</b>	<b>3133EAB49</b>	<b>50,000,000.00</b>	<b>(50,000,000.00)</b>	<b>0.00</b>	<b>(50,000,000.00)</b>			
07/31/12	07/31/12	BANK OF NOVA SCOTIA NY COMM PAPER -- 0.000% 09/04/2012	06416JJ46	25,000,000.00	(24,996,597.22)	0.00	(24,996,597.22)			
07/31/12	07/31/12	SVENSKA HANDELSBANKEN NY CERT DEPOS DTD 07/31/2012 0.195% 09/04/2012	86958CEX8	25,000,000.00	(25,000,000.00)	0.00	(25,000,000.00)			



## Managed Account Security Transactions & Interest

For the Month Ending **July 31, 2012**

**SAN BERNARDINO COUNTY - 76990800**

Transaction Type		Security Description	CUSIP	Par	Principal Proceeds	Accrued Interest	Total	Realized G/L Cost	Realized G/L Amort Cost	Sale Method
Trade	Settle									
<b>BUY</b>										
07/31/12	07/31/12	GOLDMAN SACHS & CO REPO AGRMT DTD 07/31/2012 0.160% 08/01/2012	RE0935933	50,000,000.00	(50,000,000.00)	0.00	(50,000,000.00)			
07/31/12	07/31/12	GOLDMAN FS GOVERNMENT MM FUND	38141W273	45,000,000.00	(45,000,000.00)	0.00	(45,000,000.00)			
07/31/12	07/31/12	NORDEA NORTH AMERICA INC COMM PAPER -- 0.000% 11/01/2012	6555POL15	50,000,000.00	(49,971,583.33)	0.00	(49,971,583.33)			
<b>07/31/12</b>	<b>08/01/12</b>	<b>BANK OF MONTREAL CHICAGO CERT DEPOS DTD 08/01/2012 0.150% 09/04/2012</b>	<b>06366VA48</b>	<b>25,000,000.00</b>	<b>(25,000,000.00)</b>	<b>0.00</b>	<b>(25,000,000.00)</b>			
<b>07/31/12</b>	<b>08/07/12</b>	<b>FNMA NOTES (CALLABLE) DTD 08/07/2012 0.500% 08/07/2015</b>	<b>3135GONG4</b>	<b>50,000,000.00</b>	<b>(49,999,500.00)</b>	<b>0.00</b>	<b>(49,999,500.00)</b>			
<b>Transaction Type Sub-Total</b>				<b>7,170,000,000.00</b>	<b>(7,170,679,969.58)</b>	<b>(287,500.91)</b>	<b>(7,170,967,470.49)</b>			
<b>INTEREST</b>										
07/10/12	07/10/12	FHLMC NOTES (FLOATING) DTD 01/10/2011 0.330% 01/10/2013	3134G1U69	50,000,000.00	0.00	43,624.98	43,624.98			
07/10/12	07/10/12	FHLMC NOTES (FLOATING) DTD 01/10/2011 0.330% 01/10/2013	3134G1U69	25,000,000.00	0.00	21,812.49	21,812.49			
07/12/12	07/12/12	FHLMC NOTES (FLOATING) DTD 10/12/2010 0.280% 10/12/2012	3134G1WN0	25,000,000.00	0.00	18,638.89	18,638.89			
07/13/12	07/13/12	FHLB BONDS (FLOATING) DTD 10/13/2011 0.340% 04/12/2013	313375ZY6	25,000,000.00	0.00	22,472.23	22,472.23			
07/14/12	07/14/12	FFCB NOTES (FLOATING) DTD 01/14/2011 0.310% 01/14/2013	31331J7K3	5,000,000.00	0.00	41,152.50	41,152.50			
07/15/12	07/15/12	US TREASURY NOTES DTD 01/15/2010 1.375% 01/15/2013	912828MG2	25,000,000.00	0.00	171,875.00	171,875.00			
07/15/12	07/15/12	US TREASURY NOTES DTD 07/15/2010 1.000% 07/15/2013	912828NN6	25,000,000.00	0.00	125,000.00	125,000.00			
07/15/12	07/15/12	FHLMC GLOBAL REFERENCE NOTES DTD 07/18/2003 4.500% 07/15/2013	3134A4TZ7	25,000,000.00	0.00	562,500.00	562,500.00			
07/15/12	07/15/12	US TREASURY NOTES DTD 07/15/2010 1.000% 07/15/2013	912828NN6	25,000,000.00	0.00	125,000.00	125,000.00			





## Managed Account Security Transactions & Interest

For the Month Ending **July 31, 2012**

**SAN BERNARDINO COUNTY - 76990800**

Transaction Type		Security Description	CUSIP	Par	Principal Proceeds	Accrued Interest	Total	Realized G/L Cost	Realized G/L Amort Cost	Sale Method
Trade	Settle									
<b>INTEREST</b>										
07/16/12	07/16/12	FHLB GLOBAL NOTES DTD 12/10/2009 1.500% 01/16/2013	3133XW7L7	25,000,000.00	0.00	187,500.00	187,500.00			
07/17/12	07/17/12	FHLMC FLOATING NOTES DTD 06/17/2011 0.198% 06/17/2013	3134G2MJ8	50,000,000.00	0.00	8,031.25	8,031.25			
07/17/12	07/17/12	FNMA GLOBAL NOTES (EX-CALLABLE) DTD 07/14/2003 4.375% 07/17/2013	31359MSL8	19,950,000.00	0.00	436,406.25	436,406.25			
07/17/12	07/17/12	FNMA GLOBAL NOTES (EX-CALLABLE) DTD 07/14/2003 4.375% 07/17/2013	31359MSL8	13,500,000.00	0.00	295,312.50	295,312.50			
07/24/12	07/24/12	FHLMC NOTES (FLOATING) DTD 01/24/2011 0.310% 01/24/2013	3134G1X90	25,000,000.00	0.00	20,847.22	20,847.22			
07/30/12	07/30/12	FHLMC NOTES DTD 06/02/2011 1.000% 07/30/2014	3137EACU1	25,000,000.00	0.00	125,000.00	125,000.00			
07/31/12	07/31/12	FIDELITY GOVT MM FUND 57	316175108	0.00	0.00	63.31	63.31			
07/31/12	07/31/12	FEDERATED GOVT OBLIGATIONS FUND	60934N104	0.00	0.00	10.48	10.48			
07/31/12	07/31/12	FEDERATED PRIME OBLIGATION MUTUAL	60934N203	0.00	0.00	139.10	139.10			
07/31/12	07/31/12	GOLDMAN FS GOVERNMENT MM FUND	38141W273	0.00	0.00	2,132.20	2,132.20			

<b>Transaction Type Sub-Total</b>				<b>388,450,000.00</b>	<b>0.00</b>	<b>2,207,518.40</b>	<b>2,207,518.40</b>			
-----------------------------------	--	--	--	-----------------------	-------------	---------------------	---------------------	--	--	--

<b>MATURITY</b>										
07/02/12	07/02/12	BANK OF NOVA SCOTIA NY COMM PAPER -- 0.000% 07/02/2012	06416JG23	20,000,000.00	20,000,000.00	0.00	20,000,000.00	83.33	0.00	
07/02/12	07/02/12	BANK OF MONTREAL CHICAGO CERT DEPOS DTD 04/03/2012 0.180% 07/02/2012	06366VDT0	50,000,000.00	50,000,000.00	22,500.00	50,022,500.00	0.00	0.00	
07/02/12	07/02/12	GENERAL ELEC CAP CORP COMM PAPER -- 0.000% 07/02/2012	36959HG27	50,000,000.00	50,000,000.00	0.00	50,000,000.00	11,916.67	0.00	
07/02/12	07/02/12	GOLDMAN SACHS & CO REPO AGRMT DTD 06/29/2012 0.140% 07/02/2012	RE0935719	50,000,000.00	50,000,000.00	583.33	50,000,583.33	0.00	0.00	
07/02/12	07/02/12	US BANK NA COMM PAPER -- 0.000% 07/02/2012	9033E0G26	50,000,000.00	50,000,000.00	0.00	50,000,000.00	500.00	0.00	
07/02/12	07/02/12	US BANK NA COMM PAPER -- 0.000% 07/02/2012	9033E0G26	50,000,000.00	50,000,000.00	0.00	50,000,000.00	500.00	0.00	



**Managed Account Security Transactions & Interest**

For the Month Ending **July 31, 2012**

**SAN BERNARDINO COUNTY - 76990800**

Transaction Type		Security Description	CUSIP	Par	Principal Proceeds	Accrued Interest	Total	Realized G/L Cost	Realized G/L Amort Cost	Sale Method
Trade	Settle									
<b>MATURITY</b>										
07/02/12	07/02/12	US BANK NA COMM PAPER -- 0.000% 07/02/2012	9033E0G26	50,000,000.00	50,000,000.00	0.00	50,000,000.00	13,750.00	0.00	
07/03/12	07/03/12	BANK OF MONTREAL CHICAGO CERT DEPOS DTD 06/22/2012 0.150% 07/03/2012	06366VUC8	50,000,000.00	50,000,000.00	2,291.67	50,002,291.67	0.00	0.00	
07/03/12	07/03/12	RABOBANK USA FIN CORP COMM PAPER -- 0.000% 07/03/2012	74977KG37	50,000,000.00	50,000,000.00	0.00	50,000,000.00	236.11	0.00	
07/03/12	07/03/12	RABOBANK USA FIN CORP COMM PAPER -- 0.000% 07/03/2012	74977KG37	20,000,000.00	20,000,000.00	0.00	20,000,000.00	94.44	0.00	
07/03/12	07/03/12	GOLDMAN SACHS & CO REPO AGRMT DTD 07/02/2012 0.190% 07/03/2012	RE0935743	50,000,000.00	50,000,000.00	263.89	50,000,263.89	0.00	0.00	
07/03/12	07/03/12	RABOBANK USA FIN CORP COMM PAPER -- 0.000% 07/03/2012	74977KG37	50,000,000.00	50,000,000.00	0.00	50,000,000.00	236.11	0.00	
07/03/12	07/03/12	RABOBANK USA FIN CORP COMM PAPER -- 0.000% 07/03/2012	74977KG37	50,000,000.00	50,000,000.00	0.00	50,000,000.00	236.11	0.00	
07/03/12	07/03/12	US BANK NA COMM PAPER -- 0.000% 07/03/2012	9033E0G34	25,000,000.00	25,000,000.00	0.00	25,000,000.00	6,979.17	0.00	
07/03/12	07/03/12	US BANK NA COMM PAPER -- 0.000% 07/03/2012	9033E0G34	50,000,000.00	50,000,000.00	0.00	50,000,000.00	180.56	0.00	
07/03/12	07/03/12	US BANK NA COMM PAPER -- 0.000% 07/03/2012	9033E0G34	50,000,000.00	50,000,000.00	0.00	50,000,000.00	180.56	0.00	
07/05/12	07/05/12	GOLDMAN SACHS & CO REPO AGRMT DTD 07/03/2012 0.190% 07/05/2012	RE0935750	50,000,000.00	50,000,000.00	527.78	50,000,527.78	0.00	0.00	
07/05/12	07/05/12	RABOBANK USA FIN CORP COMM PAPER -- 0.000% 07/05/2012	74977KG52	50,000,000.00	50,000,000.00	0.00	50,000,000.00	472.22	0.00	
07/05/12	07/05/12	RABOBANK USA FIN CORP COMM PAPER -- 0.000% 07/05/2012	74977KG52	50,000,000.00	50,000,000.00	0.00	50,000,000.00	472.22	0.00	



**Managed Account Security Transactions & Interest**

For the Month Ending **July 31, 2012**

**SAN BERNARDINO COUNTY - 76990800**

Transaction Type		Security Description	CUSIP	Par	Principal Proceeds	Accrued Interest	Total	Realized G/L Cost	Realized G/L Amort Cost	Sale Method
Trade	Settle									
<b>MATURITY</b>										
07/05/12	07/05/12	RABOBANK USA FIN CORP COMM PAPER -- 0.000% 07/05/2012	74977KG52	50,000,000.00	50,000,000.00	0.00	50,000,000.00	472.22	0.00	
07/05/12	07/05/12	US BANK NA COMM PAPER -- 0.000% 07/05/2012	9033E0G59	50,000,000.00	50,000,000.00	0.00	50,000,000.00	333.33	0.00	
07/06/12	07/06/12	GOLDMAN SACHS & CO REPO AGRMT DTD 07/05/2012 0.190% 07/06/2012	RE0935768	50,000,000.00	50,000,000.00	263.89	50,000,263.89	0.00	0.00	
07/06/12	07/06/12	WESTPAC BANKING CORP NY CERT DEPOS DTD 12/27/2011 0.590% 07/06/2012	96121TKU1	50,000,000.00	50,000,000.00	157,333.33	50,157,333.33	0.00	0.00	
07/06/12	07/06/12	RABOBANK USA FIN CORP COMM PAPER -- 0.000% 07/06/2012	74977KG60	50,000,000.00	50,000,000.00	0.00	50,000,000.00	236.11	0.00	
07/06/12	07/06/12	RABOBANK USA FIN CORP COMM PAPER -- 0.000% 07/06/2012	74977KG60	50,000,000.00	50,000,000.00	0.00	50,000,000.00	236.11	0.00	
07/06/12	07/06/12	RABOBANK USA FIN CORP COMM PAPER -- 0.000% 07/06/2012	74977KG60	50,000,000.00	50,000,000.00	0.00	50,000,000.00	236.11	0.00	
07/06/12	07/06/12	US BANK NA COMM PAPER -- 0.000% 07/06/2012	9033E0G67	50,000,000.00	50,000,000.00	0.00	50,000,000.00	166.67	0.00	
07/09/12	07/09/12	GOLDMAN SACHS & CO REPO AGRMT DTD 07/06/2012 0.190% 07/09/2012	RE0935784	100,000,000.00	100,000,000.00	1,583.33	100,001,583.33	0.00	0.00	
07/09/12	07/09/12	RABOBANK USA FIN CORP COMM PAPER -- 0.000% 07/09/2012	74977KG94	5,000,000.00	5,000,000.00	0.00	5,000,000.00	70.83	0.00	
07/09/12	07/09/12	RABOBANK USA FIN CORP COMM PAPER -- 0.000% 07/09/2012	74977KG94	50,000,000.00	50,000,000.00	0.00	50,000,000.00	708.33	0.00	
07/09/12	07/09/12	RABOBANK USA FIN CORP COMM PAPER -- 0.000% 07/09/2012	74977KG94	50,000,000.00	50,000,000.00	0.00	50,000,000.00	708.33	0.00	
07/09/12	07/09/12	US BANK NA COMM PAPER -- 0.000% 07/09/2012	9033E0G91	50,000,000.00	50,000,000.00	0.00	50,000,000.00	500.00	0.00	



**Managed Account Security Transactions & Interest**

For the Month Ending **July 31, 2012**

**SAN BERNARDINO COUNTY - 76990800**

Transaction Type		Security Description	CUSIP	Par	Principal Proceeds	Accrued Interest	Total	Realized G/L Cost	Realized G/L Amort Cost	Sale Method
Trade	Settle									
<b>MATURITY</b>										
07/09/12	07/09/12	US BANK NA COMM PAPER -- 0.000% 07/09/2012	9033E0G91	50,000,000.00	50,000,000.00	0.00	50,000,000.00	500.00	0.00	
07/10/12	07/10/12	GOLDMAN SACHS & CO REPO AGRMT DTD 07/09/2012 0.140% 07/10/2012	RE0935792	100,000,000.00	100,000,000.00	388.89	100,000,388.89	0.00	0.00	
07/10/12	07/10/12	RABOBANK USA FIN CORP COMM PAPER -- 0.000% 07/10/2012	74977KGA1	50,000,000.00	50,000,000.00	0.00	50,000,000.00	236.11	0.00	
07/10/12	07/10/12	RABOBANK USA FIN CORP COMM PAPER -- 0.000% 07/10/2012	74977KGA1	50,000,000.00	50,000,000.00	0.00	50,000,000.00	236.11	0.00	
07/10/12	07/10/12	RABOBANK USA FIN CORP COMM PAPER -- 0.000% 07/10/2012	74977KGA1	50,000,000.00	50,000,000.00	0.00	50,000,000.00	236.11	0.00	
07/10/12	07/10/12	US BANK NA COMM PAPER -- 0.000% 07/10/2012	9033E0GA8	35,000,000.00	35,000,000.00	0.00	35,000,000.00	116.67	0.00	
07/11/12	07/11/12	RABOBANK USA FIN CORP COMM PAPER -- 0.000% 07/11/2012	74977KGB9	50,000,000.00	50,000,000.00	0.00	50,000,000.00	236.11	0.00	
07/11/12	07/11/12	RABOBANK USA FIN CORP COMM PAPER -- 0.000% 07/11/2012	74977KGB9	50,000,000.00	50,000,000.00	0.00	50,000,000.00	236.11	0.00	
07/11/12	07/11/12	RABOBANK USA FIN CORP COMM PAPER -- 0.000% 07/11/2012	74977KGB9	50,000,000.00	50,000,000.00	0.00	50,000,000.00	236.11	0.00	
07/11/12	07/11/12	RABOBANK USA FIN CORP COMM PAPER -- 0.000% 07/11/2012	74977KGB9	15,000,000.00	15,000,000.00	0.00	15,000,000.00	70.83	0.00	
07/11/12	07/11/12	US BANK NA COMM PAPER -- 0.000% 07/11/2012	9033E0GB6	20,000,000.00	20,000,000.00	0.00	20,000,000.00	61.11	0.00	
07/11/12	07/11/12	JP MORGAN CHASE & CO COMM PAPER -- 0.000% 07/11/2012	4662J0GB2	35,000,000.00	35,000,000.00	0.00	35,000,000.00	14,466.67	0.00	
07/11/12	07/11/12	GOLDMAN SACHS & CO REPO AGRMT DTD 07/10/2012 0.140% 07/11/2012	RE0935800	100,000,000.00	100,000,000.00	388.89	100,000,388.89	0.00	0.00	



**Managed Account Security Transactions & Interest**

For the Month Ending **July 31, 2012**

**SAN BERNARDINO COUNTY - 76990800**

Transaction Type		Security Description	CUSIP	Par	Principal Proceeds	Accrued Interest	Total	Realized G/L Cost	Realized G/L Amort Cost	Sale Method
Trade	Settle									
<b>MATURITY</b>										
07/12/12	07/12/12	RABOBANK USA FIN CORP COMM PAPER -- 0.000% 07/12/2012	74977KGC7	50,000,000.00	50,000,000.00	0.00	50,000,000.00	236.11	0.00	
07/12/12	07/12/12	RABOBANK USA FIN CORP COMM PAPER -- 0.000% 07/12/2012	74977KGC7	50,000,000.00	50,000,000.00	0.00	50,000,000.00	236.11	0.00	
07/12/12	07/12/12	RABOBANK USA FIN CORP COMM PAPER -- 0.000% 07/12/2012	74977KGC7	50,000,000.00	50,000,000.00	0.00	50,000,000.00	236.11	0.00	
07/12/12	07/12/12	RABOBANK USA FIN CORP COMM PAPER -- 0.000% 07/12/2012	74977KGC7	15,000,000.00	15,000,000.00	0.00	15,000,000.00	70.83	0.00	
07/12/12	07/12/12	BANK OF NOVA SCOTIA NY COMM PAPER -- 0.000% 07/12/2012	06416JGC1	25,000,000.00	25,000,000.00	0.00	25,000,000.00	97.22	0.00	
07/12/12	07/12/12	GOLDMAN SACHS & CO REPO AGRMT DTD 07/11/2012 0.130% 07/12/2012	RE0935826	100,000,000.00	100,000,000.00	361.11	100,000,361.11	0.00	0.00	
07/13/12	07/13/12	RABOBANK USA FIN CORP COMM PAPER -- 0.000% 07/13/2012	74977KGD5	50,000,000.00	50,000,000.00	0.00	50,000,000.00	236.11	0.00	
07/13/12	07/13/12	GOLDMAN SACHS & CO REPO AGRMT DTD 07/12/2012 0.180% 07/13/2012	RE0935834	100,000,000.00	100,000,000.00	500.00	100,000,500.00	0.00	0.00	
07/13/12	07/13/12	RABOBANK USA FIN CORP COMM PAPER -- 0.000% 07/13/2012	74977KGD5	50,000,000.00	50,000,000.00	0.00	50,000,000.00	236.11	0.00	
07/13/12	07/13/12	RABOBANK USA FIN CORP COMM PAPER -- 0.000% 07/13/2012	74977KGD5	15,000,000.00	15,000,000.00	0.00	15,000,000.00	70.83	0.00	
07/13/12	07/13/12	RABOBANK USA FIN CORP COMM PAPER -- 0.000% 07/13/2012	74977KGD5	50,000,000.00	50,000,000.00	0.00	50,000,000.00	236.11	0.00	
07/13/12	07/13/12	BANK OF NOVA SCOTIA NY COMM PAPER -- 0.000% 07/13/2012	06416JGD9	45,000,000.00	45,000,000.00	0.00	45,000,000.00	175.05	0.00	



**Managed Account Security Transactions & Interest**

For the Month Ending **July 31, 2012**

**SAN BERNARDINO COUNTY - 76990800**

Transaction Type		Security Description	CUSIP	Par	Principal Proceeds	Accrued Interest	Total	Realized G/L Cost	Realized G/L Amort Cost	Sale Method
Trade	Settle									
<b>MATURITY</b>										
07/16/12	07/16/12	GOLDMAN SACHS & CO REPO AGRMT DTD 07/13/2012 0.150% 07/16/2012	RE0935842	100,000,000.00	100,000,000.00	1,250.00	100,001,250.00	0.00	0.00	
07/16/12	07/16/12	RABOBANK USA FIN CORP COMM PAPER -- 0.000% 07/16/2012	74977KGG8	50,000,000.00	50,000,000.00	0.00	50,000,000.00	708.33	0.00	
07/16/12	07/16/12	RABOBANK USA FIN CORP COMM PAPER -- 0.000% 07/16/2012	74977KGG8	15,000,000.00	15,000,000.00	0.00	15,000,000.00	212.50	0.00	
07/16/12	07/16/12	RABOBANK USA FIN CORP COMM PAPER -- 0.000% 07/16/2012	74977KGG8	50,000,000.00	50,000,000.00	0.00	50,000,000.00	708.33	0.00	
07/16/12	07/16/12	RABOBANK USA FIN CORP COMM PAPER -- 0.000% 07/16/2012	74977KGG8	50,000,000.00	50,000,000.00	0.00	50,000,000.00	708.33	0.00	
07/16/12	07/16/12	BANK OF NOVA SCOTIA NY COMM PAPER -- 0.000% 07/16/2012	06416JGG2	10,000,000.00	10,000,000.00	0.00	10,000,000.00	116.67	0.00	
07/16/12	07/16/12	CBA AUSTRALIA CERT DEPOS DTD 01/17/2012 0.340% 07/16/2012	20271EHM4	25,000,000.00	25,000,000.00	42,736.11	25,042,736.11	0.00	0.00	
07/16/12	07/16/12	BANK OF NOVA SCOTIA NY COMM PAPER -- 0.000% 07/16/2012	06416JGG2	50,000,000.00	50,000,000.00	0.00	50,000,000.00	583.33	0.00	
07/17/12	07/17/12	RABOBANK USA FIN CORP COMM PAPER -- 0.000% 07/17/2012	74977KGG8	50,000,000.00	50,000,000.00	0.00	50,000,000.00	236.11	0.00	
07/17/12	07/17/12	RABOBANK USA FIN CORP COMM PAPER -- 0.000% 07/17/2012	74977KGG8	50,000,000.00	50,000,000.00	0.00	50,000,000.00	236.11	0.00	
07/17/12	07/17/12	RABOBANK USA FIN CORP COMM PAPER -- 0.000% 07/17/2012	74977KGG8	50,000,000.00	50,000,000.00	0.00	50,000,000.00	236.11	0.00	
07/17/12	07/17/12	RABOBANK USA FIN CORP COMM PAPER -- 0.000% 07/17/2012	74977KGG8	15,000,000.00	15,000,000.00	0.00	15,000,000.00	70.83	0.00	



**Managed Account Security Transactions & Interest**

For the Month Ending **July 31, 2012**

**SAN BERNARDINO COUNTY - 76990800**

Transaction Type		Security Description	CUSIP	Par	Principal Proceeds	Accrued Interest	Total	Realized G/L Cost	Realized G/L Amort Cost	Sale Method
Trade	Settle									
<b>MATURITY</b>										
07/17/12	07/17/12	GOLDMAN SACHS & CO REPO AGRMT DTD 07/16/2012 0.170% 07/17/2012	RE0857152	100,000,000.00	100,000,000.00	472.22	100,000,472.22	0.00	0.00	
07/17/12	07/17/12	BANK OF NOVA SCOTIA NY COMM PAPER -- 0.000% 07/17/2012	06416JGH0	45,000,000.00	45,000,000.00	0.00	45,000,000.00	175.00	0.00	
07/18/12	07/18/12	BANK OF NOVA SCOTIA NY COMM PAPER -- 0.000% 07/18/2012	06416JGJ6	5,000,000.00	5,000,000.00	0.00	5,000,000.00	19.44	0.00	
07/18/12	07/18/12	GOLDMAN SACHS & CO REPO AGRMT DTD 07/17/2012 0.150% 07/18/2012	RE0857160	100,000,000.00	100,000,000.00	416.67	100,000,416.67	0.00	0.00	
07/18/12	07/18/12	RABOBANK USA FIN CORP COMM PAPER -- 0.000% 07/18/2012	74977KGJ2	10,000,000.00	10,000,000.00	0.00	10,000,000.00	47.22	0.00	
07/18/12	07/18/12	RABOBANK USA FIN CORP COMM PAPER -- 0.000% 07/18/2012	74977KGJ2	50,000,000.00	50,000,000.00	0.00	50,000,000.00	236.11	0.00	
07/18/12	07/18/12	RABOBANK USA FIN CORP COMM PAPER -- 0.000% 07/18/2012	74977KGJ2	50,000,000.00	50,000,000.00	0.00	50,000,000.00	236.11	0.00	
07/18/12	07/18/12	RABOBANK USA FIN CORP COMM PAPER -- 0.000% 07/18/2012	74977KGJ2	50,000,000.00	50,000,000.00	0.00	50,000,000.00	236.11	0.00	
07/19/12	07/19/12	BANK OF NOVA SCOTIA NY COMM PAPER -- 0.000% 07/19/2012	06416JGK3	50,000,000.00	50,000,000.00	0.00	50,000,000.00	194.44	0.00	
07/19/12	07/19/12	GOLDMAN SACHS & CO REPO AGRMT DTD 07/18/2012 0.120% 07/19/2012	RE0857186	100,000,000.00	100,000,000.00	333.33	100,000,333.33	0.00	0.00	
07/19/12	07/19/12	US BANK NA COMM PAPER -- 0.000% 07/19/2012	9033E0GK6	50,000,000.00	50,000,000.00	0.00	50,000,000.00	166.67	0.00	
07/19/12	07/19/12	US BANK NA COMM PAPER -- 0.000% 07/19/2012	9033E0GK6	50,000,000.00	50,000,000.00	0.00	50,000,000.00	166.67	0.00	
07/19/12	07/19/12	US BANK NA COMM PAPER -- 0.000% 07/19/2012	9033E0GK6	20,000,000.00	20,000,000.00	0.00	20,000,000.00	66.67	0.00	



**Managed Account Security Transactions & Interest**

For the Month Ending **July 31, 2012**

**SAN BERNARDINO COUNTY - 76990800**

Transaction Type		Security Description	CUSIP	Par	Principal Proceeds	Accrued Interest	Total	Realized G/L Cost	Realized G/L Amort Cost	Sale Method
Trade	Settle									
<b>MATURITY</b>										
07/20/12	07/20/12	RABOBANK USA FIN CORP COMM PAPER -- 0.000% 07/20/2012	74977KGL7	25,000,000.00	25,000,000.00	0.00	25,000,000.00	76.39	0.00	
07/20/12	07/20/12	US BANK NA COMM PAPER -- 0.000% 07/20/2012	9033E0GL4	50,000,000.00	50,000,000.00	0.00	50,000,000.00	152.78	0.00	
07/20/12	07/20/12	US BANK NA COMM PAPER -- 0.000% 07/20/2012	9033E0GL4	50,000,000.00	50,000,000.00	0.00	50,000,000.00	152.78	0.00	
07/20/12	07/20/12	RABOBANK USA FIN CORP COMM PAPER -- 0.000% 07/20/2012	74977KGL7	50,000,000.00	50,000,000.00	0.00	50,000,000.00	152.78	0.00	
07/20/12	07/20/12	RABOBANK USA FIN CORP COMM PAPER -- 0.000% 07/20/2012	74977KGL7	50,000,000.00	50,000,000.00	0.00	50,000,000.00	152.78	0.00	
07/20/12	07/20/12	US BANK NA COMM PAPER -- 0.000% 07/20/2012	9033E0GL4	20,000,000.00	20,000,000.00	0.00	20,000,000.00	61.11	0.00	
07/20/12	07/20/12	BANK OF MONTREAL CHICAGO CERT DEPOS DTD 06/20/2012 0.170% 07/20/2012	06366VTM8	25,000,000.00	25,000,000.00	3,541.67	25,003,541.67	0.00	0.00	
07/20/12	07/20/12	GOLDMAN SACHS & CO REPO AGRMT DTD 07/19/2012 0.060% 07/20/2012	RE0857194	50,000,000.00	50,000,000.00	83.33	50,000,083.33	0.00	0.00	
07/20/12	07/20/12	CBA AUSTRALIA CERT DEPOS DTD 01/23/2012 0.340% 07/20/2012	20271EHN2	25,000,000.00	25,000,000.00	42,263.89	25,042,263.89	0.00	0.00	
07/20/12	07/20/12	BANK OF NOVA SCOTIA NY COMM PAPER -- 0.000% 07/20/2012	06416JGL1	25,000,000.00	25,000,000.00	0.00	25,000,000.00	2,500.00	0.00	
07/23/12	07/23/12	US BANK NA COMM PAPER -- 0.000% 07/23/2012	9033E0GP5	50,000,000.00	50,000,000.00	0.00	50,000,000.00	458.33	0.00	
07/23/12	07/23/12	US BANK NA COMM PAPER -- 0.000% 07/23/2012	9033E0GP5	50,000,000.00	50,000,000.00	0.00	50,000,000.00	458.33	0.00	
07/23/12	07/23/12	GOLDMAN SACHS & CO REPO AGRMT DTD 07/20/2012 0.080% 07/23/2012	RE0857202	50,000,000.00	50,000,000.00	333.33	50,000,333.33	0.00	0.00	
07/23/12	07/23/12	RABOBANK USA FIN CORP COMM PAPER -- 0.000% 07/23/2012	74977KGP8	5,000,000.00	5,000,000.00	0.00	5,000,000.00	45.83	0.00	





**Managed Account Security Transactions & Interest**

For the Month Ending **July 31, 2012**

**SAN BERNARDINO COUNTY - 76990800**

Transaction Type		Security Description	CUSIP	Par	Principal Proceeds	Accrued Interest	Total	Realized G/L Cost	Realized G/L Amort Cost	Sale Method
Trade	Settle									
<b>MATURITY</b>										
07/23/12	07/23/12	RABOBANK USA FIN CORP COMM PAPER -- 0.000% 07/23/2012	74977KGP8	50,000,000.00	50,000,000.00	0.00	50,000,000.00	458.33	0.00	
07/23/12	07/23/12	RABOBANK USA FIN CORP COMM PAPER -- 0.000% 07/23/2012	74977KGP8	50,000,000.00	50,000,000.00	0.00	50,000,000.00	458.33	0.00	
07/23/12	07/23/12	RABOBANK USA FIN CORP COMM PAPER -- 0.000% 07/23/2012	74977KGP8	50,000,000.00	50,000,000.00	0.00	50,000,000.00	458.33	0.00	
07/23/12	07/23/12	US BANK NA COMM PAPER -- 0.000% 07/23/2012	9033E0GP5	5,000,000.00	5,000,000.00	0.00	5,000,000.00	45.83	0.00	
07/23/12	07/23/12	US BANK NA COMM PAPER -- 0.000% 07/23/2012	9033E0GP5	50,000,000.00	50,000,000.00	0.00	50,000,000.00	458.33	0.00	
07/24/12	07/24/12	US BANK NA COMM PAPER -- 0.000% 07/24/2012	9033E0GO3	50,000,000.00	50,000,000.00	0.00	50,000,000.00	152.78	0.00	
07/24/12	07/24/12	RABOBANK USA FIN CORP COMM PAPER -- 0.000% 07/24/2012	74977KGO6	5,000,000.00	5,000,000.00	0.00	5,000,000.00	15.28	0.00	
07/24/12	07/24/12	US BANK NA COMM PAPER -- 0.000% 07/24/2012	9033E0GO3	50,000,000.00	50,000,000.00	0.00	50,000,000.00	152.78	0.00	
07/24/12	07/24/12	US BANK NA COMM PAPER -- 0.000% 07/24/2012	9033E0GO3	50,000,000.00	50,000,000.00	0.00	50,000,000.00	152.78	0.00	
07/24/12	07/24/12	RABOBANK USA FIN CORP COMM PAPER -- 0.000% 07/24/2012	74977KGO6	50,000,000.00	50,000,000.00	0.00	50,000,000.00	152.78	0.00	
07/24/12	07/24/12	RABOBANK USA FIN CORP COMM PAPER -- 0.000% 07/24/2012	74977KGO6	50,000,000.00	50,000,000.00	0.00	50,000,000.00	152.78	0.00	
07/24/12	07/24/12	RABOBANK USA FIN CORP COMM PAPER -- 0.000% 07/24/2012	74977KGO6	50,000,000.00	50,000,000.00	0.00	50,000,000.00	152.78	0.00	
07/24/12	07/24/12	GOLDMAN SACHS & CO REPO AGRMT DTD 07/23/2012 0.090% 07/24/2012	RE0935867	50,000,000.00	50,000,000.00	125.00	50,000,125.00	0.00	0.00	



**Managed Account Security Transactions & Interest**

For the Month Ending **July 31, 2012**

**SAN BERNARDINO COUNTY - 76990800**

Transaction Type		Security Description	CUSIP	Par	Principal Proceeds	Accrued Interest	Total	Realized G/L Cost	Realized G/L Amort Cost	Sale Method
Trade	Settle									
<b>MATURITY</b>										
07/24/12	07/24/12	BANK OF MONTREAL CHICAGO CERT DEPOS DTD 07/10/2012 0.190% 07/24/2012	06366VWS1	50,000,000.00	50,000,000.00	3,694.44	50,003,694.44	0.00	0.00	
07/25/12	07/25/12	US BANK NA COMM PAPER -- 0.000% 07/25/2012	9033E0GR1	50,000,000.00	50,000,000.00	0.00	50,000,000.00	166.67	0.00	
07/25/12	07/25/12	US BANK NA COMM PAPER -- 0.000% 07/25/2012	9033E0GR1	50,000,000.00	50,000,000.00	0.00	50,000,000.00	166.67	0.00	
07/25/12	07/25/12	US BANK NA COMM PAPER -- 0.000% 07/25/2012	9033E0GR1	50,000,000.00	50,000,000.00	0.00	50,000,000.00	166.67	0.00	
07/25/12	07/25/12	RABOBANK USA FIN CORP COMM PAPER -- 0.000% 07/25/2012	74977KGR4	4,000,000.00	4,000,000.00	0.00	4,000,000.00	13.33	0.00	
07/25/12	07/25/12	RABOBANK USA FIN CORP COMM PAPER -- 0.000% 07/25/2012	74977KGR4	50,000,000.00	50,000,000.00	0.00	50,000,000.00	166.67	0.00	
07/25/12	07/25/12	RABOBANK USA FIN CORP COMM PAPER -- 0.000% 07/25/2012	74977KGR4	50,000,000.00	50,000,000.00	0.00	50,000,000.00	166.67	0.00	
07/25/12	07/25/12	GOLDMAN SACHS & CO REPO AGRMT DTD 07/24/2012 0.140% 07/25/2012	RE0935875	50,000,000.00	50,000,000.00	194.44	50,000,194.44	0.00	0.00	
07/26/12	07/26/12	RABOBANK USA FIN CORP COMM PAPER -- 0.000% 07/26/2012	74977KGS2	25,000,000.00	25,000,000.00	0.00	25,000,000.00	90.28	0.00	
07/26/12	07/26/12	RABOBANK USA FIN CORP COMM PAPER -- 0.000% 07/26/2012	74977KGS2	30,000,000.00	30,000,000.00	0.00	30,000,000.00	108.33	0.00	
07/26/12	07/26/12	RABOBANK USA FIN CORP COMM PAPER -- 0.000% 07/26/2012	74977KGS2	50,000,000.00	50,000,000.00	0.00	50,000,000.00	180.56	0.00	
07/26/12	07/26/12	RABOBANK USA FIN CORP COMM PAPER -- 0.000% 07/26/2012	74977KGS2	50,000,000.00	50,000,000.00	0.00	50,000,000.00	180.56	0.00	
07/26/12	07/26/12	US BANK NA COMM PAPER -- 0.000% 07/26/2012	9033E0GS9	50,000,000.00	50,000,000.00	0.00	50,000,000.00	166.67	0.00	



## Managed Account Security Transactions & Interest

For the Month Ending July 31, 2012

SAN BERNARDINO COUNTY - 76990800

Transaction Type		Security Description	CUSIP	Par	Principal Proceeds	Accrued Interest	Total	Realized G/L Cost	Realized G/L Amort Cost	Sale Method
Trade	Settle									
<b>MATURITY</b>										
07/26/12	07/26/12	US BANK NA COMM PAPER -- 0.000% 07/26/2012	9033E0GS9	3,000,000.00	3,000,000.00	0.00	3,000,000.00	10.00	0.00	
07/26/12	07/26/12	GOLDMAN SACHS & CO REPO AGRMT DTD 07/25/2012 0.150% 07/26/2012	RE0935883	50,000,000.00	50,000,000.00	208.33	50,000,208.33	0.00	0.00	
07/26/12	07/26/12	US BANK NA COMM PAPER -- 0.000% 07/26/2012	9033E0GS9	50,000,000.00	50,000,000.00	0.00	50,000,000.00	166.67	0.00	
07/27/12	07/27/12	RABOBANK USA FIN CORP COMM PAPER -- 0.000% 07/27/2012	74977KGT0	50,000,000.00	50,000,000.00	0.00	50,000,000.00	138.89	0.00	
07/27/12	07/27/12	RABOBANK USA FIN CORP COMM PAPER -- 0.000% 07/27/2012	74977KGT0	15,000,000.00	15,000,000.00	0.00	15,000,000.00	41.67	0.00	
07/27/12	07/27/12	RABOBANK USA FIN CORP COMM PAPER -- 0.000% 07/27/2012	74977KGT0	50,000,000.00	50,000,000.00	0.00	50,000,000.00	138.89	0.00	
07/27/12	07/27/12	RABOBANK USA FIN CORP COMM PAPER -- 0.000% 07/27/2012	74977KGT0	50,000,000.00	50,000,000.00	0.00	50,000,000.00	138.89	0.00	
07/27/12	07/27/12	GOLDMAN SACHS & CO REPO AGRMT DTD 07/26/2012 0.120% 07/27/2012	RE0935891	50,000,000.00	50,000,000.00	166.67	50,000,166.67	0.00	0.00	
07/27/12	07/27/12	US BANK NA COMM PAPER -- 0.000% 07/27/2012	9033E0GT7	20,000,000.00	20,000,000.00	0.00	20,000,000.00	66.67	0.00	
07/27/12	07/27/12	US BANK NA COMM PAPER -- 0.000% 07/27/2012	9033E0GT7	50,000,000.00	50,000,000.00	0.00	50,000,000.00	166.67	0.00	
07/27/12	07/27/12	US BANK NA COMM PAPER -- 0.000% 07/27/2012	9033E0GT7	50,000,000.00	50,000,000.00	0.00	50,000,000.00	166.67	0.00	
07/30/12	07/30/12	GOLDMAN SACHS & CO REPO AGRMT DTD 07/27/2012 0.120% 07/30/2012	RE0935917	50,000,000.00	50,000,000.00	500.00	50,000,500.00	0.00	0.00	
07/30/12	07/30/12	RABOBANK USA FIN CORP COMM PAPER -- 0.000% 07/30/2012	74977KGW3	50,000,000.00	50,000,000.00	0.00	50,000,000.00	375.00	0.00	
07/30/12	07/30/12	RABOBANK USA FIN CORP COMM PAPER -- 0.000% 07/30/2012	74977KGW3	50,000,000.00	50,000,000.00	0.00	50,000,000.00	375.00	0.00	



## Managed Account Security Transactions & Interest

For the Month Ending **July 31, 2012**

**SAN BERNARDINO COUNTY - 76990800**

Transaction Type		Security Description	CUSIP	Par	Principal Proceeds	Accrued Interest	Total	Realized G/L Cost	Realized G/L Amort Cost	Sale Method	
Trade	Settle										
<b>MATURITY</b>											
07/30/12	07/30/12	RABOBANK USA FIN CORP COMM PAPER -- 0.000% 07/30/2012	74977KGW3	25,000,000.00	25,000,000.00	0.00	25,000,000.00	187.50	0.00		
07/30/12	07/30/12	RABOBANK USA FIN CORP COMM PAPER -- 0.000% 07/30/2012	74977KGW3	15,000,000.00	15,000,000.00	0.00	15,000,000.00	112.50	0.00		
07/31/12	07/31/12	GOLDMAN SACHS & CO REPO AGRMT DTD 07/30/2012 0.120% 07/31/2012	RE0935925	50,000,000.00	50,000,000.00	166.67	50,000,166.67	0.00	0.00		
07/31/12	07/31/12	RABOBANK USA FIN CORP COMM PAPER -- 0.000% 07/31/2012	74977KGX1	50,000,000.00	50,000,000.00	0.00	50,000,000.00	125.00	0.00		
07/31/12	07/31/12	RABOBANK USA FIN CORP COMM PAPER -- 0.000% 07/31/2012	74977KGX1	25,000,000.00	25,000,000.00	0.00	25,000,000.00	62.50	0.00		
07/31/12	07/31/12	RABOBANK USA FIN CORP COMM PAPER -- 0.000% 07/31/2012	74977KGX1	50,000,000.00	50,000,000.00	0.00	50,000,000.00	125.00	0.00		
07/31/12	07/31/12	RABOBANK USA FIN CORP COMM PAPER -- 0.000% 07/31/2012	74977KGX1	50,000,000.00	50,000,000.00	0.00	50,000,000.00	125.00	0.00		
<b>Transaction Type Sub-Total</b>				<b>6,467,000,000.00</b>	<b>6,467,000,000.00</b>	<b>283,472.21</b>	<b>6,467,283,472.21</b>	<b>74,446.98</b>	<b>0.00</b>		
<b>SELL</b>											
07/02/12	07/02/12	GOLDMAN FS GOVERNMENT MM FUND	38141W273	20,000,000.00	20,000,000.00	0.00	20,000,000.00	0.00	0.00	FIFO	
07/03/12	07/03/12	GOLDMAN FS GOVERNMENT MM FUND	38141W273	8,000,000.00	8,000,000.00	0.00	8,000,000.00	0.00	0.00	FIFO	
07/03/12	07/03/12	GOLDMAN FS GOVERNMENT MM FUND	38141W273	72,000,000.00	72,000,000.00	0.00	72,000,000.00	0.00	0.00	FIFO	
07/10/12	07/10/12	GOLDMAN FS GOVERNMENT MM FUND	38141W273	50,000,000.00	50,000,000.00	0.00	50,000,000.00	0.00	0.00	FIFO	
<b>Transaction Type Sub-Total</b>				<b>150,000,000.00</b>	<b>150,000,000.00</b>	<b>0.00</b>	<b>150,000,000.00</b>	<b>0.00</b>	<b>0.00</b>	<b>0.00</b>	
<b>Managed Account Sub-Total</b>					<b>(553,679,969.58)</b>	<b>2,203,489.70</b>	<b>(551,476,479.88)</b>	<b>74,446.98</b>	<b>0.00</b>		
<b>Total Security Transactions</b>					<b>(553,679,969.58)</b>	<b>\$2,203,489.70</b>	<b>(551,476,479.88)</b>	<b>\$74,446.98</b>	<b>\$0.00</b>		

Bolded items are forward settling trades.