

# El Rancho Verde Resident Survey Results

# 108

Total Responses

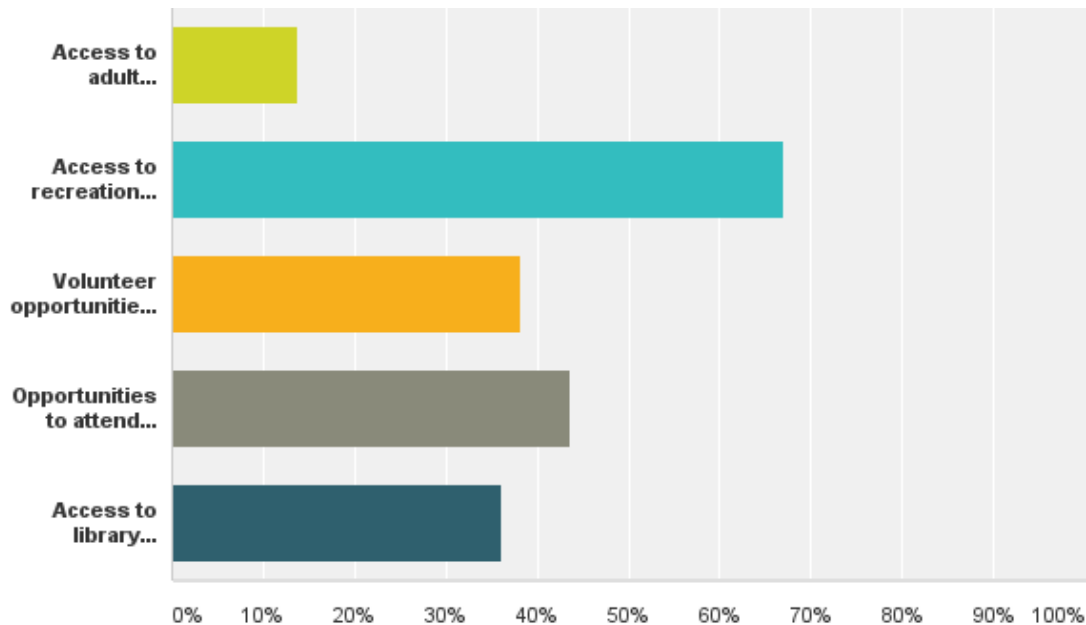
### Q3: Please select the 2 items you believe need to be most improved (must select 2)

Answered: 94 Skipped: 14

Answer Choices	Responses
Access to adult education, English as a Second Language (ESL) courses, and job training services	13.83% 13
Access to recreation facilities and programs	67.02% 63
Volunteer opportunities within the community	38.30% 36
Opportunities to attend organized exercise and fitness programs	43.62% 41
Access to library services	36.17% 34
<b>Total Respondents: 94</b>	

### Q3: Please select the 2 items you believe need to be most improved (must select 2)

Answered: 94 Skipped: 14



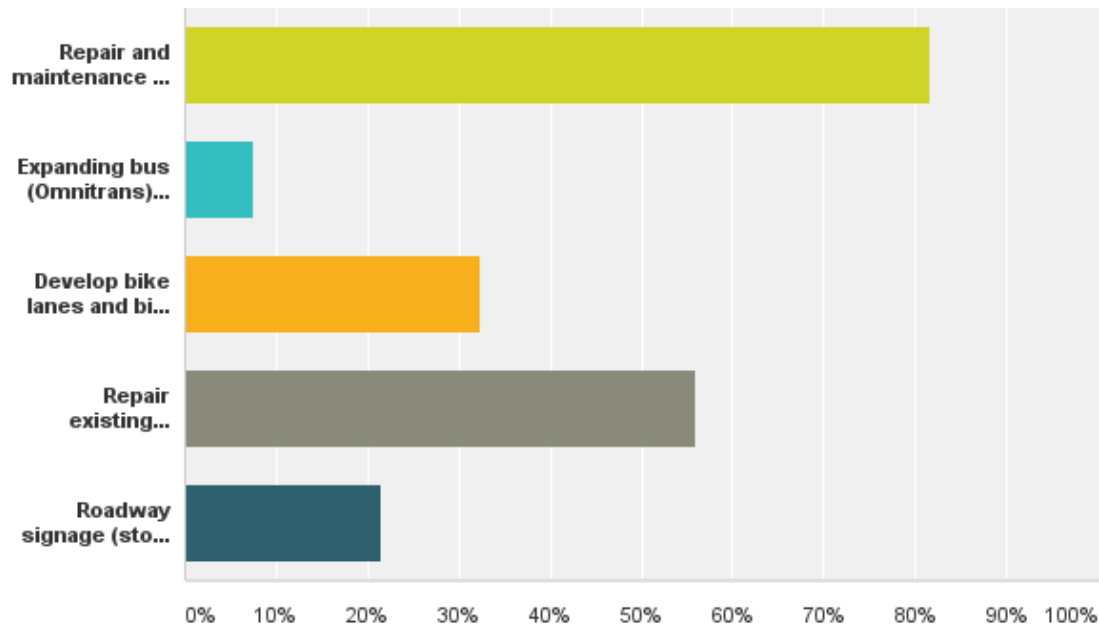
## Q4: Please select the 2 items you believe need to be most improved (must select 2)

Answered: 93 Skipped: 15

Answer Choices	Responses	
Repair and maintenance of existing roads	81.72%	76
Expanding bus (Omnitrans) service	7.53%	7
Develop bike lanes and bike paths	32.26%	30
Repair existing sidewalks and building new sidewalks	55.91%	52
Roadway signage (stop signs, speed limits, no parking signs)	21.51%	20
<b>Total Respondents: 93</b>		

## Q4: Please select the 2 items you believe need to be most improved (must select 2)

Answered: 93 Skipped: 15



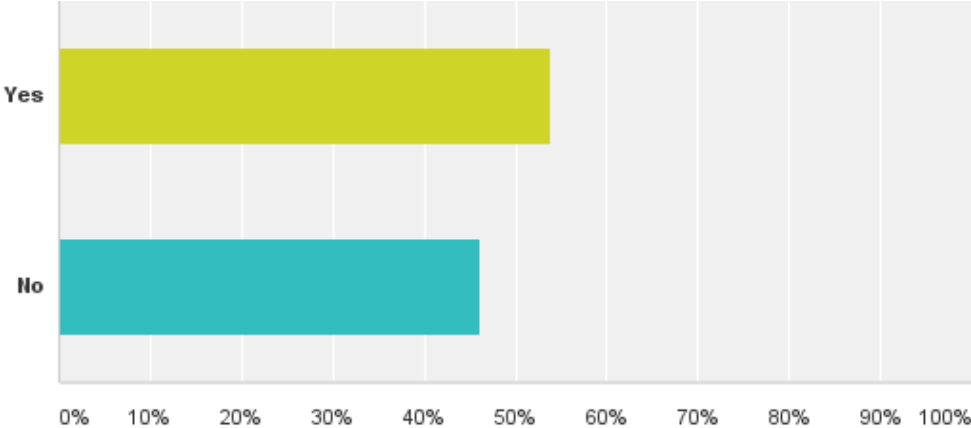
## Q5: Would you like to receive information on current drought conditions?

Answered: 93 Skipped: 15

Answer Choices	Responses
Yes	53.76% 50
No	46.24% 43
<b>Total</b>	<b>93</b>

# Q5: Would you like to receive information on current drought conditions?

Answered: 93 Skipped: 15





## Q6: Would you like to receive information on current water restrictions in your area?

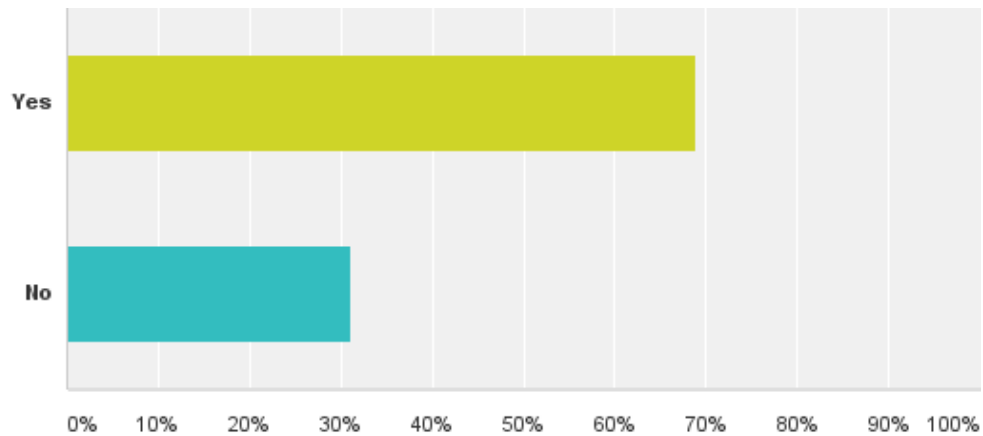
---

Answered: 93 Skipped: 15

Answer Choices	Responses
Yes	68.82% 64
No	31.18% 29
<b>Total</b>	<b>93</b>

## Q6: Would you like to receive information on current water restrictions in your area?

Answered: 93 Skipped: 15



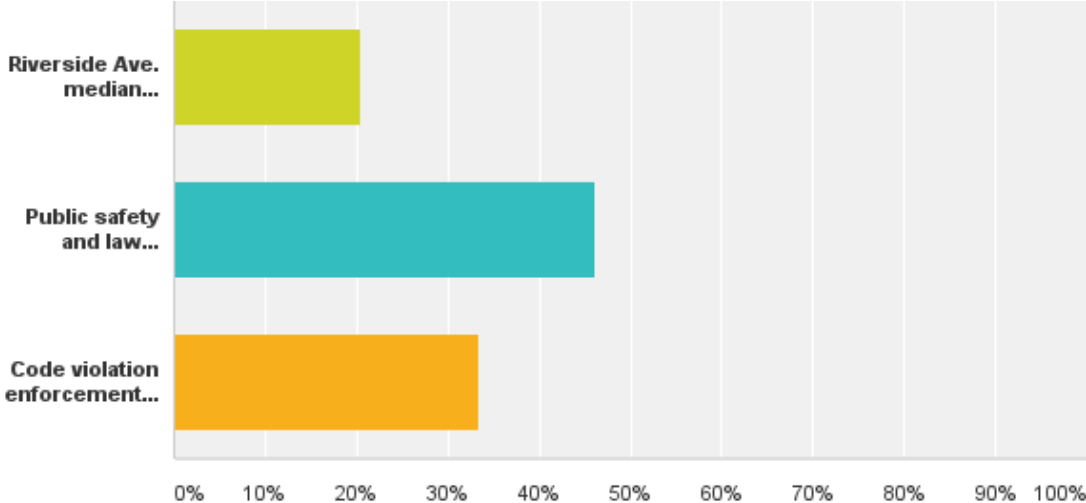
# Q7: Please select the 1 item you believe needs to be most improved

Answered: 93 Skipped: 15

Answer Choices	Responses
Riverside Ave. median landscape and maintenance	20.43% 19
Public safety and law enforcement presence	46.24% 43
Code violation enforcement (illegal dumping, inoperable vehicles, blight, graffiti, etc.)	33.33% 31
<b>Total Respondents: 93</b>	

# Q7: Please select the 1 item you believe needs to be most improved

Answered: 93 Skipped: 15



## Q8: Do you believe there is a need for regular community meetings in El Rancho Verde?

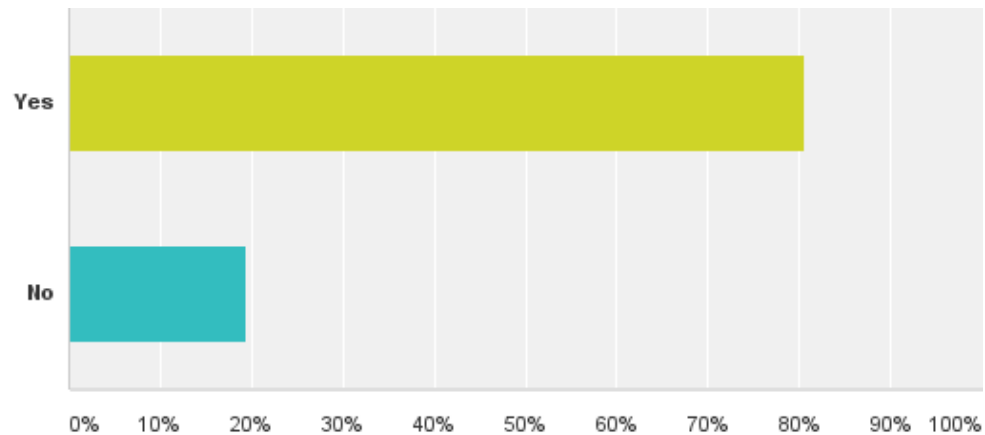
---

Answered: 93 Skipped: 15

Answer Choices	Responses
Yes	80.65% 75
No	19.35% 18
<b>Total</b>	<b>93</b>

## Q8: Do you believe there is a need for regular community meetings in El Rancho Verde?

Answered: 93 Skipped: 15



## Q9: In your opinion, how often would you likely attend El Rancho Verde community meetings?

Answered: 73 Skipped: 35

Answer Choices	Responses	
Monthly	21.92%	16
Quarterly	64.38%	47
Twice a Year	9.59%	7
Other (please specify)	4.11%	3
<b>Total</b>		<b>73</b>

## Q9: In your opinion, how often would you likely attend El Rancho Verde community meetings?

Answered: 73 Skipped: 35

